

CONJUGATE PROCESSES: Theory and Application to Risk Forecasting

Eduardo Horta^{a,*}, Flavio Ziegelmann^a

^a*Universidade Federal do Rio Grande do Sul, Department of Statistics, 9500 Bento Gonçalves Av., 43-111, Porto Alegre, RS, Brazil 91509-900.*

Abstract

Many dynamical phenomena display a cyclic behavior, in the sense that time can be partitioned into units in which distributional aspects of a process are homogeneous. In this paper, we introduce a class of models - called conjugate processes - which allow the marginal distributions of a cyclic, continuous-time process to evolve stochastically in time. The connection between the two processes is given by a fundamental compatibility equation. Key results include Laws of Large Numbers in the presented framework. We provide a constructive example which illustrates the theory, and give a statistical implementation to risk forecasting in financial data.

Keywords: random measure, covariance operator, dimension reduction, functional time series, high frequency financial data, risk forecasting

2010 MSC: 60G57, 60G10, 62G99, 62M99

1. Introduction

Many dynamical phenomena display a cyclic behavior, in the sense that time can be partitioned into units in which certain distributional aspects of a process are homogeneous. This idea is the starting point of the theory developed in Bosq [1], for instance. The standard probabilistic approach to modeling the evolution of a system over time usually begins with specification of a certain

*Corresponding author

Email address: `eduardo.horta@ufrgs.br` (Eduardo Horta)

probability measure on the space of sample paths, induced by a family of finite dimensional distributions. In this setting consideration of conditional probabilities usually involves the notion of ‘past information’ as summarized by a filtering or the past trajectory of the process. We shall take a different approach, by introducing a latent process which permits us to interpret the cyclic character of a process in a conditional, distributional sense. We consider the following model. A sequence of probability measures $\xi_0, \xi_1, \dots, \xi_t, \dots$ evolves stochastically in time. Associated to these probabilities is a continuous time, real-valued stochastic process $(X_\tau : \tau \geq 0)$ that satisfies the following condition, for each Borel set B in the real line,

$$\mathbb{P}[X_\tau \in B \mid \xi_0, \xi_1, \dots] = \xi_t(B), \quad \tau \in [t, t+1). \quad (1)$$

We shall call each interval $[t, t+1)$ the t -th *cycle*. Of course, equation (1) implies that, for $\tau \in [t, t+1)$, one has $\mathbb{P}[X_\tau \in B \mid \xi_0, \dots, \xi_t] = \mathbb{P}[X_\tau \in B \mid \xi_t] = \xi_t(B)$. This can be interpreted as meaning that the process (X_τ) has marginal conditional distribution ξ_t during cycle t , and that past and future information about the ξ_j 's is in some sense irrelevant when ξ_t is given. Little further probabilistic structure is imposed on (X_τ) . Notice however that the distribution of $(X_\tau : \tau \geq 0)$ is not entirely determined by (1). From the point of view of simulation, condition (1) and the latter comments say that sampling ‘all’ the ξ_t 's first and then generating the process $(X_\tau : \tau \geq 0)$, or sampling the ξ_t 's iteratively for each t and generating $(X_\tau : \tau \in [t, t+1))$ at each cycle, is an equivalent procedure. The model is potentially useful in situations where there is a natural notion of a cycle in the behavior of the process (X_τ) , and where the main interest concerns statistical (i.e. distributional) aspects of the process, rather than ‘sample-path’ aspects, within each cycle. Possible applications include temperature measurements and intraday stock market return processes, the latter of which we illustrate below with a real data set. This model does have a Bayesian flavor, in that the distribution of the random variables X_τ are themselves random elements in a space of probability measures, but we shall not sail in this direction here. From now on we will go without saying that

the index sets for t and τ are $0, 1, 2, \dots$ and \mathbb{R}^+ respectively. A pair (ξ_t, X_τ) , where (ξ_t) is a sequence of random probability measures, and (X_τ) is a process satisfying the compatibility condition (1), will be called a *conjugate process*. (ξ_t) is the *latent* (or *hidden*) *distribution process* and (X_τ) is the *observable process*.
 25 Notice that the probabilistic structure of the latent process (ξ_t) can be defined ‘prior’ to even mentioning the observable process (X_τ) . In particular, the latter can be essentially anything as long as (1) holds.

In our model the evolution of (X_τ) over time is driven by the measure valued process (ξ_t) . Consideration of random measures, together with the Hilbert space
 30 embedding introduced in Section 2.1, places our methodology in the realm of probability in function spaces, which has a long-standing tradition in the probability literature. The theory of random elements in function spaces (equivalently, of probability measures on said spaces) first rose from the need to interpret stochastic processes as random elements with values in spaces of functions, the
 35 original insight likely due to Wiener, who constructed a probability measure on the space of continuous functions – namely, Brownian motion – yet before Kolmogorov’s axiomatization of probability theory. It eventually became clear that a convenient and quite general approach is to consider probability measures in metric spaces, as established for instance in the classic texts Billingsley [2] and Parthasarathy [3]. See also Van der Vaart and Wellner [4] for a modern
 40 account. A derived literature considers random elements (and hence probability measures) in Banach spaces, of which a very good exposition can be found in the classic texts Ledoux and Talagrand [5] and Vakhania et al. [6]. For stationary sequences and linear processes in Banach spaces, the monograph from Bosq [1]
 45 is a complete account.

In the statistics literature, inference on objects pertaining to function spaces has come to be known as Functional Data Analysis (hereafter FDA) – see the cornerstone monograph by Ramsay and Silverman [7] for a thorough treatment on the topic. In recent years, FDA has received growing attention from researchers
 50 of a wide spectrum of academic disciplines; see for instance the collection edited by Dabo-Niang and Ferraty [8] for a discussion on recent developments and

many applications, and also Benko et al. [9] who provide a very interesting application of FDA to estimation of implied volatility. A blend of theory and application can be found in Ferraty and Vieu [10] and Damon and Guillas [11].

55 A central technique in this context is that of functional principal components analysis. At short, such methodology – whose foundation lies in the Karhunen-Loève Theorem – seeks a decomposition of the observed functions as orthogonal projections onto a suitable orthonormal basis corresponding to the eigenfunctions of a covariance operator. See Panaretos and Tavakoli [12] for a motivation.

60 The spectral representations in Theorems 2 and 3 are straightly related to this methodology. Hall and Vial [13] study functional data in the presence of imprecise measurement – due to rounding, experimental errors, etc. – a scenario where some complications arise regarding estimation of the covariance operator. Bathia et al. [14] tackle this issue in a functional time series framework. Our

65 original insight, which ultimately led us to proposing equation (1), was inspired by an application of their methodology to modeling the dynamics of probability density functions. In our framework the random functions under consideration are the empirical cdf’s of the process (X_τ) sampled in each cycle. We also consider estimation of functional parameters, namely the eigenfunctions introduced

70 in equation (15).

The text is organized as follows. In the next section, a formalism is proposed for the ideas presented above; some notation is established, and basic properties of conjugate processes are derived under this formalism. The most important result here is Theorem 2, which establishes a spectral representation, in a suitable

75 Hilbert space, of the latent process (ξ_t) . In Section 3 we lean towards inference, the ultimate goal being estimation – through sampling the observable process (X_τ) only – of quantities related to an alternate spectral representation of the latent process. The latter representation – which is the content of Theorem 3 – is introduced inspired by the methodology put forth by Bathia et al. [14] which

80 solved an identification problem in the functional time-series framework. Consistency of proposed estimators is established in Theorems 4, 5 and 6, whereas a “quasi-consistency” property is established for an estimator of a latent ℓ^2

time series that characterizes the dynamic aspects of (ξ_t) . In Section 4 a constructive, if simple, example is given which elucidates the theory. Finally, an
85 application to high-frequency financial data is given in Section 5. Assuming high-frequency financial returns share the same marginal distribution in each day, but allowing said marginals to vary stochastically from day to day, we are able to characterize the dynamic aspects of the latent distribution process via a scalar time series. The latter can be modeled in a standard fashion – say, as
90 an ARMA process – and forecasts can be generated from which measures of risk may be recovered and predicted. In summary, the method allows one, at the end of each day, to use current information to forecast *distributional* aspects of the observable process (X_τ) in the next cycle. In Appendix A we provide some of the necessary theoretical background. The proofs of all propositions in the
95 main text are relegated to Appendix B.

2. Formalism and basic properties

We consider given a probability space $(\Omega, \mathcal{A}, \mathbb{P})$ where a conjugate process (ξ_t, X_τ) is defined. In the above discussion we have informally introduced ξ_0, ξ_1, \dots as a sequence of probability measures which evolves stochastically
100 in time. Formally, the meaning of this assertion is embodied in the following assumption, which we make throughout this paper.

Assumption S $(\xi_t : t = 0, 1, \dots)$ is a stationary sequence of random elements taking values in the space $M_1(\mathbb{R})$.

We refer the reader to the Appendix A for definitions and some basic theory.
105 Under Assumption S, the expectation (technically, the baricenter) of ξ_t does not depend on t , and we shall denote it by $\mathbb{E}\xi_0$. Regarding the unconditional marginals of (X_τ) we have the following result.

Lemma 1. *The random variable X_τ has marginal distribution $\mathbb{E}\xi_0$.*

Let us say that a conjugate process (ξ_t, X_τ) is *cyclic-independent* if, conditional on (ξ_t) , the stochastic processes $(X_\tau : \tau \in [0, 1))$, $(X_\tau : \tau \in [1, 2))$, \dots ,

$(X_\tau : \tau \in [t, t+1))$, ... form an independent sequence¹. In particular, cyclic independence implies that the random variables X_{τ_1} and X_{τ_2} are conditionally independent whenever $\lfloor \tau_1 \rfloor \neq \lfloor \tau_2 \rfloor$, that is,

$$\mathbb{P}(X_{\tau_1} \in B_1, X_{\tau_2} \in B_2 \mid \xi_0, \xi_1, \dots) = \xi_{t_1}(B_1)\xi_{t_2}(B_2) \quad (2)$$

for Borel sets B_j whenever $\tau_j \in [t_j, t_j + 1)$ and $t_1 \neq t_2$.

110 The concept of cyclic independence may appear restrictive at a first glance; for instance, one could assume it implies that the random variables X_{τ_1} and X_{τ_2} are also *unconditionally* independent when $\lfloor \tau_1 \rfloor \neq \lfloor \tau_2 \rfloor$. Fortunately, this is not the case: as is easily seen from the above identity, the random variables X_{τ_1} and X_{τ_2} will be unconditionally independent if and only if $\mathbb{E}\xi_{t_1}(B_1)\xi_{t_2}(B_2) =$
 115 $\mathbb{E}\xi_{t_1}(B_1)\mathbb{E}\xi_{t_2}(B_2)$ for all Borel sets B_1, B_2 .

A first interesting property of cyclic-independent conjugate processes is that an ergodic-like property of (ξ_t) is inherited by (X_τ) . This is the content of Theorem 1.

Theorem 1. *Let (ξ_t, X_τ) be a cyclic-independent conjugate process. Assume (ξ_t) is ergodic, in the sense that*

$$\lim_{n \rightarrow \infty} \frac{1}{n} \sum_{t=0}^{n-1} \xi_t = \mathbb{E}\xi_0 \quad \text{almost surely.}$$

Then, for any sequence (τ_i) with $\tau_i \in [i, i+1)$ and any continuous bounded function $f: \mathbb{R} \rightarrow \mathbb{R}$, it holds that

$$\lim_{n \rightarrow \infty} \frac{1}{n} \sum_{i=0}^{n-1} f \circ X_{\tau_i} = \mathbb{E}f \circ X_0 \quad (3)$$

in probability.

120 With a little additional effort, Theorem 1 can be adapted to include other situations of interest – for example, when f is the identity function, when the intra-cycle sample sizes are larger than 1, etc. Theorem 1 is first important

¹The concept is easily understood, but expressing it in terms of the finite dimensional distributions is a tedious task.

because it establishes a connection between the asymptotic behavior of time averages of the latent process and of the observable process. It is also important
125 for in its proof a general method is presented for transferring ergodicity of (ξ_t) to (X_τ) . Variations of this idea are employed in many of the proofs that we give here. We now turn our attention to a characterization of the random measures ξ_t by a spectral representation in a suitable Hilbert space.

2.1. Hilbert space embedding and spectral representation

130 A key feature of considering the random probability measures ξ_t is that they can be embedded in a separable Hilbert space, in which they are characterized by a specific spectral representation. This spectral representation is described by a sequence of ℓ^2 random elements and some functional parameters which are the eigenfunctions of a covariance operator.

Let μ be a finite Borel measure on \mathbb{R} . Let us say that μ is a *diffraction* of the process (ξ_t) if it is equivalent to Lebesgue measure on some open interval containing $\text{supp}(\mathbb{E}\xi_0)$. The terminology is justified in Theorem 2. Denote by $\langle \cdot, \cdot \rangle_\mu$ and $\|\cdot\|_\mu$ the inner-product and the norm in $L^2(\mu)$, respectively. Now define, for $x \in \mathbb{R}$,

$$F_t(x) := \xi_t(-\infty, x]. \quad (4)$$

Similarly, set

$$\mathbb{E}F_0(x) := \mathbb{E}\xi_0(-\infty, x]. \quad (5)$$

135 By Lemma 5 in the Appendix, $F_t(x)$ is a real random variable whose expectation equals $\mathbb{E}F_0(x)$. A bit more can be said.

Lemma 2. *If μ is a diffraction of (ξ_t) , then $(F_t : t = 0, 1, \dots)$ is a stationary sequence of random elements in $L^2(\mu)$. Moreover, the Bochner expectation of F_t is equal to $\mathbb{E}F_0$, for all t .*

As a random element in a separable Hilbert space, each ξ_t most certainly admits a spectral representation as a series expansion with random scalar coefficients. We will be interested in one particular such expansion. In that direction,

for each $k = 0, 1, \dots$, let C_k denote the k -th lag autocovariance function of (F_t) , that is

$$C_k(x, y) := \text{Cov}(F_0(x), F_k(y)), \quad (6)$$

and introduce the operators C_k^μ acting on $L^2(\mu)$ defined by

$$C_k^\mu f(x) := \int C_k(x, y) f(y) d\mu(y). \quad (7)$$

Recall that C_0^μ is positive and trace-class. The importance of the Hilbert space embedding, Lemma 2, lies in the spectral representation of (F_t) as stated in Theorem 2. This representation is related – albeit in a slightly different guise – to the well known Karhunen–Loève expansion (of each F_t seen as a process $x \mapsto F_t(x)$). Before stating the Theorem, let us establish some additional notation. In what follows, we shall write

$$d := \text{rank}(C_0^\mu) \leq \infty,$$

and we let $(\lambda_j^\mu : j \in J)$ denote the non-increasing (possibly finite) sequence of non-zero eigenvalues of C_0^μ (with repetitions, if any). Thus, either $d < \infty$ and $(\lambda_j^\mu : j \in J) = (\lambda_1^\mu, \dots, \lambda_d^\mu)$, or $d = \infty$ and $(\lambda_j^\mu : j \in J) = (\lambda_1^\mu, \lambda_2^\mu, \dots)$. We define the eigenfunctions of C_0^μ via the equations

$$C_0^\mu \varphi_j^\mu = \lambda_j^\mu \varphi_j^\mu, \quad j \in J,$$

140 and assume that the set $\{\varphi_j^\mu : j \in J\}$ is orthonormal in $L^2(\mu)$.

Theorem 2. *Define the scalar random variables Z_{tj}^μ via*

$$Z_{tj}^\mu := \langle F_t - \mathbb{E}F_0, \varphi_j^\mu \rangle_\mu, \quad j \in J, \quad t = 0, 1, \dots \quad (8)$$

If μ is a diffraction of (ξ_t) , then

- (i) $\mathbb{E}Z_{tj}^\mu = 0$ for all t and all j ;
- (ii) $\text{Var}(Z_{tj}^\mu) = \lambda_j^\mu$ for all t and all j ;
- (iii) For all t , $\text{Cov}(Z_{ti}^\mu, Z_{tj}^\mu) = 0$ whenever $i \neq j$;

145 (iv) for each j , the function φ_j^μ is bounded and càdlàg.

Moreover, for each t the expansion

$$F_t = \mathbb{E}F_0 + \sum_{j \in J} Z_{tj}^\mu \varphi_j^\mu \quad (9)$$

holds in $L^2(\mu)$, almost surely.

Remark. Notice that the sum in (9) has finitely many terms precisely when $\text{rank}(C_0^\mu) < \infty$.

Corollary 1. *Let (ξ_t, X_τ) be a conjugate process, and let μ be a diffraction of (ξ_t) . Then, for each t , there is a subset $B_t \subset \mathbb{R}$ with $\mu(\mathbb{R} \setminus B_t) = 0$, and a subset $J_t \subset J$, such that the expansion*

$$\mathbb{P}[X_\tau \leq x \mid \xi_0, \xi_1, \dots] = \mathbb{E}F_0(x) + \sum_{j \in J_t} Z_{tj}^\mu \varphi_j^\mu(x), \quad x \in B_t$$

holds almost surely for $\tau \in [t, t+1)$.

150 Although the choice of the measure μ may seem quite arbitrary at first, the following proposition shows that, as long as one takes μ to be a diffraction of (ξ_t) , such choice does not matter. This implies, in particular, that the representation (9) completely characterizes the process (ξ_t) .

Proposition 1. *Let μ and ν be any two diffractions of (ξ_t) such that $\text{supp } \mu =$
155 $\text{supp } \nu$. Then the $L^2(\mu)$ -closed linear span of $\{\varphi_j^\nu : j \in J\}$ and of $\{\varphi_j^\mu : j \in J\}$ coincide. In particular, $\text{rank}(C_0^\mu) < \infty$ if and only if $\text{rank}(C_0^\nu) < \infty$.*

In view of Theorem 2 and Corollary 1, we shall henceforth suppress the measure μ from notation, writing for instance $\langle \cdot, \cdot \rangle$ in place of $\langle \cdot, \cdot \rangle_\mu$, etc. In particular, we write

$$F_t = \mathbb{E}F_0 + \sum_{j \in J} Z_{tj} \varphi_j \quad (10)$$

instead of (9). Theorem 2 and Proposition 1 say that the distribution process (ξ_t) is characterized, via the $L^2(\mu)$ -embedding, by the *mean function* $\mathbb{E}F_0$, the *functional parameters* $\{\varphi_j : j \in J\}$ and by the stochastic process

160 $(\mathbf{Z}_t : t = 0, 1, \dots)$, where $\mathbf{Z}_t := (Z_{tj} : j \in J)$. Notice that the process (\mathbf{Z}_t) is either ℓ^2 -valued (when $d = \infty$), or \mathbb{R}^d -valued (whenever $d < \infty$). As we shall argue, in statistical applications one is mainly interested in the latter scenario, where the dynamic aspects of (ξ_t) are driven by a finite dimensional vector process. A central inferential objective in this setting is to estimate the dimension
165 d , the functional parameters $\mathbb{E}F_0, \varphi_1, \dots, \varphi_d$, and to recover the latent process $(\mathbf{Z}_t : t = 0, 1, \dots)$, based on sampling the process (X_τ) only.

3. Inference

From now on p is some fixed integer with $1 \leq p < n$. Abusing a little on notation, for each t let $X_{it}, i = 1, \dots, q_t$ denote some observations of the process
170 (X_τ) in cycle t . We define a *sampling scheme* in terms of the collection $\{X_{it}\}_{it}$ (we are being rather loose in the definition but the meaning should be evident). Heuristically, whatever the generating process may be, we consider that one can only observe the data $\{X_{it}\}$. The underlying structure that characterizes the process (ξ_t) – namely, the expectation $\mathbb{E}F_0$, the eigenfunctions $\{\varphi_j : j \in J\}$
175 with their associated eigenspace, and the process (\mathbf{Z}_t) – ought to be recovered from these data alone.

In this direction, let \widehat{F}_t denote the empirical cumulative distribution function of the observations $X_{1t}, X_{2t}, \dots, X_{q_t, t}$, that is,

$$\widehat{F}_t(x) := \frac{1}{q_t} \sum_{i=1}^{q_t} \mathbb{I}_{[X_{it} \leq x]}.$$

It is easily established that \widehat{F}_t defines a random element in $L^2(\mu)$. Writing

$$\widehat{F}_t(x) = F_t(x) + \varepsilon_t(x),$$

where $\varepsilon_t = \widehat{F}_t - F_t$ by *tautology*, we obtain the following properties.

Lemma 3. *Let (ξ_t, X_τ) be a cyclic-independent conjugate process. Then the following holds.*

- 180 (i) $\mathbb{E}\varepsilon_t(x) = 0$ for all t and all $x \in \mathbb{R}$;

(ii) $\text{Cov}(F_t(x), \varepsilon_{t+k}(y)) = 0$ for all t , all integers k and all $x, y \in \mathbb{R}$;

(iii) $\text{Cov}(\varepsilon_t(x), \varepsilon_{t+k}(y)) = 0$ for all t and all $x, y \in \mathbb{R}$ provided $k \neq 0$.

In summary, Lemma 3 can be interpreted as saying that, under weak assumptions, the intra-cycle empirical cdf's of conjugate processes (seen as random elements in $L^2(\mu)$) are decomposable as ‘underlying, true cdf’ plus ‘noise’. Notice however that in general (ε_t) is not *white* noise since when $k = 0$ in item (iii) the covariances may depend on t . The importance of Lemma 3 lies on the fact that it sheds some light on how to tackle a fundamental difficulty that rises when one is considering estimation of the eigenfunctions φ_j , and recovery of the process (\mathbf{Z}_t) . The issue is that, since the distribution functions F_t are not observable, direct estimation of the covariance operator becomes spoiled. To see why this is so, for $0 \leq k \leq p$, let

$$\widehat{C}_k(x, y) := \frac{1}{n-p} \sum_{t=1}^{n-p} (\widehat{F}_t(x) - \widehat{\mathbb{E}}F_0(x))(\widehat{F}_{t+k}(y) - \widehat{\mathbb{E}}F_0(y)), \quad (11)$$

where

$$\widehat{\mathbb{E}}F_0(x) := \frac{1}{n} \sum_{t=1}^n \widehat{F}_t(x). \quad (12)$$

It is clear that \widehat{C}_0 is generally an illegitimate estimator for C_0 . Indeed, we have $\text{Cov}(\widehat{F}_t(x), \widehat{F}_t(y)) = C_0(x, y) + \text{Cov}(\varepsilon_t(x), \varepsilon_t(y))$, and as a rule the second term
185 in the latter sum is not identically zero. For integers $k \neq 0$, however, Lemma 3 ensures that $\text{Cov}(\widehat{F}_t(x), \widehat{F}_{t+k}(y)) = C_k(x, y)$ holds, and so \widehat{C}_k is legitimate as an estimator of C_k . Thus, while one is faced with an important drawback when considering the naïve approach of estimating the functions φ_j and the process (\mathbf{Z}_t) directly through estimation of C_0^μ , the alternative of estimating the *lagged*
190 autocovariance operators C_k^μ seems promising.

Now let R^μ be the operator acting on $L^2(\mu)$ defined by

$$R^\mu f(x) := \int R_\mu(x, y) f(y) d\mu(y),$$

where

$$R_\mu(x, y) := \sum_{k=1}^p \int C_k(x, z) C_k(y, z) d\mu(z). \quad (13)$$

Clearly, $R^\mu = \sum_{k=1}^p C_k^\mu C_k^{\mu*}$, where the $*$ denotes adjoining, and thus R^μ is a positive operator. As was the case with the operator C_0^μ , we shall establish some further notation before proceeding. Let

$$d' := \text{rank}(R^\mu) \leq \infty,$$

and let $(\theta_j : j \in J')$ denote the non-increasing (possibly finite) sequence of non-zero eigenvalues of R^μ (with repetitions, if any). Again, either $d < \infty$ and $(\theta_j : j \in J') = (\theta_1, \dots, \theta_{d'})$, or $d' = \infty$ and $(\theta_j : j \in J') = (\theta_1, \theta_2, \dots)$. We define the eigenfunctions of R^μ via the equations

$$R^\mu \psi_j = \theta_j \psi_j, \quad j \in J',$$

and assume that the set $\{\psi_j : j \in J'\}$ is orthonormal in $L^2(\mu)$.

It is straightforward to show that $\text{Ran}(R^\mu) \subset \overline{\text{Ran}(C_0^\mu)}$. Let us say that any two operators T and S are *range-equivalent* if $\overline{\text{Ran}(T)} = \overline{\text{Ran}(S)}$. Thus R^μ and C_0^μ are range-equivalent if and only if the inclusion $\overline{\text{Ran}(R^\mu)} \supset \text{Ran}(C_0^\mu)$ holds.

195 If this is the case, we have the following.

Theorem 3. *Assume that R^μ and C_0^μ are range-equivalent, so that $J = J'$. Define the scalar random variables W_{tj} via*

$$W_{tj} := \langle F_t - \mathbb{E}F_0, \psi_j \rangle, \quad j \in J, \quad t = 0, 1, \dots \quad (14)$$

If μ is a diffraction of (ξ_t) , then

- (i) $\mathbb{E}W_{tj} = 0$ for all t and all j ;
- (ii) for each j , the function ψ_j is bounded.

Moreover, for each t the expansion

$$F_t = \mathbb{E}F_0 + \sum_{j \in J} W_{tj} \psi_j \quad (15)$$

holds in $L^2(\mu)$, almost surely.

200 Introducing the operator R^μ is justified in the same fashion as in Bathia et al. [14], and has an inferential motivation. In view of the above comments,

the aim is to obtain representation (15) as an alternative to (9), the strategy thus becoming to estimate R^μ , its associated eigenvalues and eigenfunctions, and most importantly to use the latter to recover the time series (\mathbf{W}_t) , where
205 $\mathbf{W}_t := (W_{tj} : j \in J)$. Notice that, as was the case with (\mathbf{Z}_t) , the process (\mathbf{W}_t) is either ℓ^2 -valued or \mathbb{R}^d -valued. For the above approach to make sense, however, one must assume that the $L^2(\mu)$ -closures of $\text{Ran}(C_k^\mu)$ and of $\text{Ran}(C_0^\mu)$ coincide. When C_0^μ is finite-rank, we have the following criteria.

Lemma 4. *Assume $d < \infty$. Then the operators C_k^μ and C_0^μ are range-equivalent
210 if and only if the $d \times d$ matrix $(\mathbb{E}Z_{0i}Z_{kj})_{ij}$ is of rank d .*

Corollary 2. *Assume $d < \infty$. If there is an integer $k \geq 1$ such that the matrix $(\mathbb{E}Z_{0i}Z_{kj})_{ij}$ is of rank d , then, provided p is large enough, the operators R^μ and C_0^μ are range-equivalent.*

Remark. The condition that, for some k , the matrix $(\mathbb{E}Z_{0i}Z_{kj})_{ij}$ is of rank d
215 is easier to appreciate in the case where $F_t - \mathbb{E}F_0$ lies in a one-dimensional subspace of $L^2(\mu)$, that is the case $d = 1$. In this setting the matrix $(\mathbb{E}Z_{0i}Z_{kj})_{ij}$ is indeed a scalar, and the condition that it is full-rank for some k means that the univariate time series (Z_{t1}) is correlated at some lag k . Thus assuming that $\text{Ran}(R^\mu) = \text{Ran}(C_0^\mu)$ amounts to a requirement that the sequence (F_t) displays
220 ‘enough’ dependence. Regarding the integer p , in applications it should be chosen by the statistician having in mind the fact that generally it is not known the precise value of k for which the matrix $(\mathbb{E}Z_{0i}Z_{kj})_{ij}$ is full rank. Using some of the lagged C_k in the definition of R_μ is a parsimonious way to overcome this lack of knowledge.

225 In view of the above discussion, in the remainder of the text we shall make the following assumption.

Assumption R *The operators R^μ and C_0^μ are range-equivalent.*

Notice that Assumption R rules out the possibility of (ξ_t) being an independent sequence. As previously argued, in statistical applications one is mostly
230 interested in the scenario where $d < \infty$. This hypothesis relates to functional

PCA and identification of finite dimensionality in functional data. See Hall and Vial [13] and Bathia et al. [14] for a discussion. In this setting, as mentioned, the dynamic aspects of (ξ_t) are entirely determined by the finite dimensional process (\mathbf{Z}_t) . But also, and this is the crucial point, Theorem 3 ensures that these dynamic aspects are also determined by (\mathbf{W}_t) , as long as $\text{rank}(R^\mu) = \text{rank}(C_0^\mu)$.
 235 From either of these finite dimensional processes, the dynamics of the (in principle) infinite dimensional (F_t) can be studied.

Unfortunately, neither the process (\mathbf{Z}_t) nor (\mathbf{W}_t) is observable. Indeed in a first stage all one observes is a sample $(X_{1t}, \dots, X_{q_t, t})$ of the process (X_τ) in each cycle t , and the associated empirical distribution functions \hat{F}_t . As shown in Proposition 2 below however, under suitable conditions one can hope to recover the W_{tj} 's through observation of (X_τ) only. In this direction, define

$$\hat{R}_\mu(x, y) = \sum_{k=1}^p \int \hat{C}_k(x, z) \hat{C}_k(y, z) d\mu(z). \quad (16)$$

and let \hat{R}^μ be the integral operator with kernel \hat{R}_μ . It is straightforward to show that \hat{R}^μ is a finite rank operator, of rank, say, d_n , and that $d_n \leq n - p$. Denote its nonzero eigenvalues by $\hat{\theta}_1, \dots, \hat{\theta}_{d_n}$, and let $\hat{\psi}_1, \dots, \hat{\psi}_{d_n}$ be the orthonormal sequence of associated eigenfunctions. Also write $\hat{\theta}_{d_n+1}, \dots, \hat{\theta}_{n-p}$ for the zero eigenvalues of \hat{R}^μ . See Section 3.1 below for a straightforward estimation procedure which relies on simple matrix analysis. Now put, for $1 \leq j \leq d_n$ and $1 \leq t \leq n$,

$$\widehat{W}_{tj} := \langle \hat{F}_t - \mathbb{E}F_0, \hat{\psi}_j \rangle.$$

The following result shows that there is a bound on how far \widehat{W}_{tj} and W_{tj} can be one from another.

Proposition 2. *The following inequality holds*

$$|\widehat{W}_{tj} - W_{tj}| \leq \|\hat{F}_t - F_t\| + \|\mathbb{E}F_0 - F_0\| + 2|\mu|^{1/2} \|\hat{\psi}_j - \psi_j\|, \quad (17)$$

240 for all $1 \leq j \leq d_n$ ($j \in J$) and all $1 \leq t \leq n$, almost surely.

Proposition 2 shows that the accuracy of approximating the W_{tj} 's by \widehat{W}_{tj} will depend on further assumptions on (ξ_t, X_τ) . Asymptotics on n alone may ensure convergence of the two rightmost terms in the above sum, but will in general not suffice: one must also control for the term $\|\widehat{F}_t - F_t\|$ via a (conditional) Glivenko-
245 Cantelli type result (by making the intra-cycle sample size, q_t , sufficiently large). Let us first consider convergence of the terms $\|\widehat{\mathbb{E}}F_0 - \mathbb{E}F_0\|$ and $\|\widehat{\psi}_j - \psi_j\|$. An important property of conjugate processes is that a LLN for (\widehat{F}_t) holds under weak assumptions on the sampling scheme and on the latent distribution process (ξ_t) .

250 **Theorem 4.** *Let (ξ_t, X_τ) be a cyclic-independent conjugate process, and let μ be a diffraction of (ξ_t) . Suppose the sampling scheme $\{X_{it}\}$ satisfies the following conditions.*

(i) *the intra-cycle sample sizes are uniformly bounded on t : $q_t \leq q^*$ for all t ;*

(ii) *for $k = 1, \dots, q^*$ the limit $\lim_{n \rightarrow \infty} (1/n) \#\{1 \leq t \leq n : q_t = k\}$ exists.*

255 *If the sequence (ξ_t) is \mathbb{P} -ergodic, in the sense that $\lim_{n \rightarrow \infty} n^{-1} \sum_{t=1}^n \xi_t = \mathbb{E}\xi_0$ in probability, then*

(i) $\|n^{-1} \sum_{t=1}^n F_t - \mathbb{E}F_0\| = o_{\mathbb{P}}(1)$;

(ii) $\|\widehat{\mathbb{E}}F_0 - \mathbb{E}F_0\| = o_{\mathbb{P}}(1)$.

If moreover $\|n^{-1} \sum_{t=1}^n F_t - \mathbb{E}F_0\| = O_{\mathbb{P}}(n^{-1/2})$, then it holds that

$$\|\widehat{\mathbb{E}}F_0 - \mathbb{E}F_0\| = O_{\mathbb{P}}(n^{-1/2}).$$

In particular, the above holds when $q_t = q^$ for all t .*

260 Regarding $\|\widehat{\psi}_j - \psi_j\|$ further assumptions on the process (ξ_t, X_τ) may be needed. We state a LLN for $\widehat{\psi}_j$ in two different flavors: first, without a rate and assuming little else than convergence $n^{-1} \sum_{t=1}^n F_t(x)F_{t+k}(y) \rightarrow \mathbb{E}F_0(x)\mathbb{E}F_k(y)$. Then, by imposing a ψ -mixing condition² on (\widehat{F}_t) , we are able to derive a LLN

²See Bradley [15].

with a rate. In any case, this is straightly related to convergence $\widehat{R}^\mu \rightarrow R^\mu$ in
 265 the Hilbert–Schmidt norm $\|\cdot\|_{HS}$. The additional assumptions in Theorems 5
 and 6 below can, in a sense, be understood as asking that the process (ξ_t)
 does not display *too much* dependence, in contrast with the requirement that
 R^μ and C_0^μ are range-equivalent, which imposes that the latent distribution
 process displays *enough* dependence.

Theorem 5. *In the conditions of Theorem 4, assume that*

$$\frac{1}{n} \sum_{t=1}^n F_t(x) F_{t+k}(y) = \mathbb{E} F_0(x) F_k(y) + o_{\mathbb{P}}(1), \quad 1 \leq k \leq p \quad (18)$$

in $L^2(\mu \otimes \mu)$. Then,

$$\|\widehat{R}^\mu - R^\mu\|_{HS} = o_{\mathbb{P}}(1).$$

270 *If moreover the nonzero eigenvalues of R^μ are all distinct, then*

$$(i) \quad \|\widehat{\psi}_j - \psi_j\| = o_{\mathbb{P}}(1);$$

$$(ii) \quad |\widehat{\theta}_j - \theta_j| = o_{\mathbb{P}}(1),$$

for each $j \in J$.

The condition in equation (18) is imposed *ad hoc*. For insights on Hilbertian
 275 processes (F_t) for which it might hold, see Bosq [16]. The following result is
 essentially a restatement of Theorem 1 in Bathia et al. [14], which gives sufficient
 conditions for \sqrt{n} -consistency of $\widehat{\psi}_j$.

Theorem 6. *Let (ξ_t, X_τ) be a cyclic-independent conjugate process, and let μ
 be a diffraction of (ξ_t) . Assume the following conditions are satisfied.*

280 (i) (\widehat{F}_t) is a ψ -mixing sequence, with the mixing coefficients $\Psi(k)$ satisfying
 $\sum_{k=1}^{\infty} k \Psi^{1/2}(k) < \infty;$

(ii) *the nonzero eigenvalues of R^μ are all distinct.*

Then it holds that

$$(i) \quad \|\widehat{R}^\mu - R^\mu\|_{HS} = O_{\mathbb{P}}(n^{-1/2});$$

$$285 \quad (ii) \quad \|\widehat{\psi}_j - \psi_j\| = O_{\mathbb{P}}(n^{-1/2});$$

$$(iii) \quad |\widehat{\theta}_j - \theta_j| = O_{\mathbb{P}}(n^{-1/2}),$$

for each $j \in J$.

The conditions in Theorem 6 correspond to assumptions C1 and C3 from Theorem 1 in Bathia et al. [14]. These are quite technical and can be hard
 290 to check in each given example. It is important to notice though that since C1 imposes restrictions on the process (\widehat{F}_t) , it will likely involve properties of both F_t and X_τ jointly. Regarding the assumption $\theta_1 > \theta_2 > \dots$ in the above Theorems, it is a simplification and can be relaxed – see Mas and Menneteau [17] for a discussion.

295 There is one last remark regarding the indexes j for which the stated convergences hold in Theorems 5 and 6. As mentioned, $\text{rank}(\widehat{R}^\mu) \leq n - p$, and thus we find ourselves before two possibilities: the first one occurs when $d = \infty$, in which case each $\widehat{\theta}_j$ is eventually well defined and nonzero with a high probability (although this assertion is not necessarily true *uniformly* in j). The second
 300 possibility occurs when $d < \infty$, and here (by making n large) one has $\widehat{\theta}_j > 0$ for all $1 \leq j \leq d$, with a high probability. As seen in Theorem 1 in Bathia et al. [14], in this scenario it is also the case that $\widehat{\theta}_{d+k} = O_{\mathbb{P}}(n^{-1})$ for all $k \geq 1$. The above comments (together with Proposition 3 below) can be translated as follows: the dimension d is asymptotically identifiable.

It remains to consider the term $\|\widehat{F}_t - F_t\|$. First notice that whereas Theorems 4, 5 and 6 ensure *unconditional* consistency of $\widehat{\mathbb{E}}F_0$ and $\widehat{\psi}_j$, one may in principle only expect that $\widehat{F}_t \approx F_t$ *conditionally* (on ξ_0, ξ_1, \dots). To illustrate how to bound $\|\widehat{F}_t - F_t\|$ unconditionally, assume that $(X_\tau | \xi_t : \tau \in [t, t+1))$ is iid ξ_t . If this process can be sampled at an arbitrary rate (which means we can take q_t arbitrarily large) then, assuming $|\mu| = 1$, the Dvoretzky–Kiefer–Wolfowitz inequality gives, for $\delta > 0$,

$$\mathbb{P}\left[\|\widehat{F}_t - F_t\| > \delta \mid \xi_t\right] \leq 2 \exp(-2q_t\delta^2). \quad (19)$$

305 By taking expectations on both sides and making q_t large, one gets $\widehat{F}_t \approx F_t$ with a high *unconditional* probability, as desired.

The above example shows that making $\|\widehat{F}_t - F_t\|$ small (in probability, unconditionally), will typically require a not too strong dependence structure of the process $(X_\tau | \xi_t : \tau \in [t, t+1))$, and on the possibility of sampling at a rate
 310 such that q_t can be taken large. In that regard let us say that a conjugate process (ξ_t, X_τ) is δ -conjugate if there exist a $\delta > 0$ and a sampling scheme $\{X_{it}\}$ such that $\mathbb{P}[\|\widehat{F}_t - F_t\| > \delta \mid \xi_0, \xi_1, \dots] \leq \delta$, for all t . We can now state the following.

Corollary 3. *Let (ξ_t, X_τ) be a δ -conjugate, cyclic-independent process, and let
 315 $j \in J$. Then, under suitable conditions, for each $\epsilon > 0$ there is a sample size n_0 such that, for all $n \geq n_0$ it holds that*

$$(i) \quad \mathbb{P}[\|\widehat{W}_{tj} - W_{tj}\| > \delta + \epsilon] \leq \delta + \epsilon, \text{ for all } 1 \leq t \leq n;$$

$$(ii) \quad \mathbb{P}[\max_{1 \leq t \leq n} \|\widehat{W}_{tj} - W_{tj}\| > \delta + \epsilon] \leq n\delta + \epsilon.$$

Of course every cyclic-independent conjugate process is δ -conjugate with $\delta =$
 320 1, but generally in the definition we will be thinking of the least such δ . What the Corollary says is that for certain δ -conjugate processes the random variables \widehat{W}_{tj} and W_{tj} are eventually close, with a large probability and an approximation error of at most $\delta + \epsilon$, for arbitrary $\epsilon > 0$. There is, however, a trade-off between the sample size and the possibility of approximating the sample path of (W_{tj})
 325 uniformly. To illustrate, assume again that $(X_\tau | \xi_t : \tau \in [t, t+1))$ is iid ξ_t , and let $q_t \equiv q$ for all t . By equation (19), (ξ_t, X_τ) is δ -conjugate *for every* $\delta > 0$ (as long as q is sufficiently large). In this ideal, if artificial, situation, by choosing q large relative to n , a sampling scheme can be devised such that a uniform approximation of the sample path of (W_{tj}) is attainable.

330 An important remark on the present methodology is that although the random variables W_{tj} may be recovered under an adequate sampling scheme and large sample sizes, recovering the cdf's F_t is not as straightforward as it would seem. First of all, there is the issue of estimating the dimension d which is

unknown to the statistician. In that regard, we have the following.

Proposition 3. *Assume $d < \infty$, and let $\widehat{d} := \#\{j : \widehat{\theta}_j \geq a_n\}$. If $a_n \rightarrow 0$ and $na_n^2 \rightarrow \infty$, then*

$$\mathbb{P}[\widehat{d} \neq d] \rightarrow 0$$

as $n \rightarrow \infty$.

Secondly, even if d were known, the natural estimator $\widetilde{F}_t := \widehat{\mathbb{E}}F_0 + \sum_{j=1}^d \widehat{W}_{tj}\widehat{\psi}_j$ may happen not to be a cdf. That is, even though \widetilde{F}_t will be close to F_t in the $L^2(\mu)$ norm, nothing grants that it will be nondecreasing or have its values strictly between 0 and 1. If the interest were to obtain estimators for the true F_t (other than \widehat{F}_t), one could for example apply a transformation on \widetilde{F}_t in order to obtain a cdf. Proposing such estimators is beyond the scope of this paper.

3.1. Estimation procedure and numerical computation

This section describes how one can obtain estimates of the ψ_j and W_{tj} through straightforward matrix analysis. We shall restrict our attention to the scenario where $d < \infty$. This approach is adopted by Bathia et al. [14]. The idea is to represent the operator \widehat{R}^μ as an infinite matrix acting on the canonical Hilbert space ℓ^2 , and then obtain a $(n-p) \times (n-p)$ matrix whose spectrum coincides with that of \widehat{R}^μ . The construction relies on the fact that given any operators A and B , it is always true that AB^* and B^*A share the same nonzero eigenvalues. The representation of \widehat{R}^μ is given by the $\infty \times \infty$ matrix

$$\frac{1}{(n-p)^2} \mathbf{G}_0 \sum_{k=1}^p \mathbf{G}'_k \mathbf{G}_k \mathbf{G}'_0,$$

where $\mathbf{G}_k = [\mathbf{g}_{1+k} \ \dots \ \mathbf{g}_{n-p+k}]$ and $\mathbf{g}_t \in \ell^2$ is such that $\mathbf{g}'_t \mathbf{g}_s = \langle \widehat{F}_t - \widehat{\mathbb{E}}F_0, \widehat{F}_s - \widehat{\mathbb{E}}F_0 \rangle$. Now apply the duality discussed above with $A = \mathbf{G}_0$ and $B = \sum_{k=1}^p \mathbf{G}'_k \mathbf{G}_k \mathbf{G}'_0$ to obtain the $(n-p) \times (n-p)$ matrix

$$\mathbf{M} := \frac{1}{(n-p)^2} \sum_{k=1}^p \mathbf{G}'_k \mathbf{G}_k \mathbf{G}'_0 \mathbf{G}_0. \quad (20)$$

To be explicit, the entry (t, s) of $\mathbf{G}'_k \mathbf{G}_k$ is the inner product $\langle \widehat{F}_{t+k} - \widehat{\mathbb{E}}F_0, \widehat{F}_{s+k} - \widehat{\mathbb{E}}F_0 \rangle$. The preceding heuristics establishes the first claim of the following Proposition.

Proposition 4. *The $(n-p) \times (n-p)$ matrix \mathbf{M} shares the same nonzero eigenvalues with the operator \widehat{R}^μ . Moreover, the associated eigenfunctions of \widehat{R}^μ are given by*

$$\widetilde{\psi}_j(x) = \sum_{t=1}^{n-p} \gamma_{jt} (\widehat{F}_t(x) - \widehat{\mathbb{E}}F_0(x)), \quad (21)$$

where γ_{jt} is the t -th component of the eigenvector γ_j associated to the j -th largest eigenvalue of \mathbf{M} .

We then let $\widehat{\psi}_j := \widetilde{\psi}_j / \|\widetilde{\psi}_j\|$ denote the normalized eigenfunctions of \widehat{R}^μ . Notice that in order to obtain the matrix \mathbf{M} all one needs is to calculate the inner products $\langle \widehat{F}_t - \widehat{\mathbb{E}}F_0, \widehat{F}_s - \widehat{\mathbb{E}}F_0 \rangle$ with t and s ranging from 1 to n . An important aspect in our context is that, unlike it is common in general Functional Data Analysis methodologies, the explicit formulas for this coefficients can be easily derived. Indeed,

$$\langle \widehat{F}_t - \widehat{\mathbb{E}}F_0, \widehat{F}_s - \widehat{\mathbb{E}}F_0 \rangle = \langle \widehat{F}_t, \widehat{F}_s \rangle - \langle \widehat{F}_t, \widehat{\mathbb{E}}F_0 \rangle - \langle \widehat{F}_s, \widehat{\mathbb{E}}F_0 \rangle + \langle \widehat{\mathbb{E}}F_0, \widehat{\mathbb{E}}F_0 \rangle,$$

with

$$\begin{aligned} \langle \widehat{F}_t, \widehat{F}_s \rangle &= \frac{1}{q_t q_s} \sum_{i=1}^{q_t} \sum_{j=1}^{q_s} \mu[X_{it} \vee X_{js}, +\infty), \\ \langle \widehat{\mathbb{E}}F_0, \widehat{\mathbb{E}}F_0 \rangle &= \frac{1}{n^2} \sum_{t=1}^n \sum_{s=1}^n \langle \widehat{F}_t, \widehat{F}_s \rangle, \\ \langle \widehat{F}_t, \widehat{\mathbb{E}}F_0 \rangle &= \frac{1}{n} \sum_{s=1}^n \langle \widehat{F}_t, \widehat{F}_s \rangle. \end{aligned}$$

The norms $\|\widetilde{\psi}_j\|$ can be calculated as well through

$$\|\widetilde{\psi}_j\|^2 = \sum_{t=1}^{n-p} \sum_{s=1}^{n-p} \gamma_{jt} \gamma_{js} \langle \widehat{F}_t - \widehat{\mathbb{E}}F_0, \widehat{F}_s - \widehat{\mathbb{E}}F_0 \rangle,$$

and finally the coefficients \widehat{W}_{tj} are given by

$$\widehat{W}_{tj} = \frac{1}{\|\widetilde{\psi}_j\|} \sum_{s=1}^{n-p} \gamma_{js} \langle \widehat{F}_t - \widehat{\mathbb{E}}F_0, \widehat{F}_s - \widehat{\mathbb{E}}F_0 \rangle.$$

Computationally, the above formulas are advantageous (in comparison with calculating the inner-products via numerical integration) because they are exact; however, the expression for $\langle \widehat{F}_t, \widehat{F}_s \rangle$ indicates that at least *some* computational cost is inescapable.

4. An example

The aim of this section is to construct an illustrative example rather than providing a thorough simulation study. Some of the arguments developed here will motivate our application to real data below. In this section μ is Lebesgue measure restricted to the interval $I = [-1, 1]$. Write $\psi_1 \equiv \psi$, and likewise $W_{t1} \equiv W_t$. Assume W_0, W_1, \dots is a stationary AR(1) process, $W_t = \alpha W_{t-1} + u_t$, where u_t is some centered iid real sequence and $|\alpha| < 1$. Let H be a fixed cdf on I with $\int x dH(x) = 0$, and let ψ be some bounded function on $[-1, 1]$ with $\psi(-1) = \psi(1) = 0$. Now write $F_t(x) = H(x) + W_t\psi(x)$. A straightforward calculation yields $F_t(x) = (1 - \alpha)H(x) + \alpha F_{t-1}(x) + u_t\psi(x)$, that is, (F_t) is a linear process as well! Clearly, some restrictions on ψ and on the process (W_t) must be imposed to ensure that the F_t are indeed cdf's, but we relegate the details on how to achieve this to our simulation below. Assuming further that $\int x d\psi(x) = 0$ we obtain $\int x dF_t(x) = 0$, and letting ξ_t denote the measure corresponding to F_t , one sees that any process $(X_\tau : \tau \geq 0)$ satisfying (1), will be such that $\mathbb{E}[X_\tau | \xi_0, \xi_1, \dots] = 0$. Also it is clear that $\mathbb{E}\xi_0$ is the measure corresponding to H . In the notation of the previous sections, the operator C_0^μ is seen to be of rank $d = 1$, with ψ being an eigenfunction associated to the eigenvalue $\lambda = \|\psi\|^2 \mathbb{E}W_0^2$. Also, since $\mathbb{E}W_0W_1 \neq 0$, the hypothesis in Theorem 3 is satisfied and thus ψ is an eigenfunction of R^μ as well (with $p = 1$), associated to the eigenvalue $\alpha^2\lambda^2$.

In this setting, an important object of interest in applications is the process (σ_t^2) of conditional variances, $\sigma_t^2 := \text{Var}(X_t | \xi_0, \xi_1, \dots)$, which describe the variability of the process $(X_\tau : \tau \in [t, t+1))$ during cycle t . Here $\sigma_t^2 = \int x^2 dF_t(x)$, and under the linearity conditions just introduced these random variables will

satisfy

$$\sigma_t^2 = \beta_0 + \beta_1 W_t \quad (22)$$

$$= \beta_0 + \beta_1 \alpha W_{t-1} + \beta_1 u_t \quad (23)$$

$$= (1 - \alpha)\beta_0 + \alpha\sigma_{t-1}^2 + \beta_1 u_t, \quad (24)$$

where $\beta_0 = \int x^2 dH(x)$ and $\beta_1 = \int x^2 d\psi(x)$. Thus (σ_t^2) is also a linear process, and σ_t^2 and W_t are entirely determined one by another. Now, given observations X_{it} , $i = 1, \dots, q_t$, $t = 1, \dots, n$ from the process (X_τ) , is it possible to estimate the parameters α , β_0 and β_1 ? One possible way to achieve this is to set $\hat{\beta}_0$ and $\hat{\beta}_1$ equal to $\int x^2 d\hat{\mathbb{E}}F_0(x)$ and $\int x^2 d\hat{\psi}(x)$ respectively. Alternatively, let $\hat{\sigma}_t^2$ be the sample variance of $X_{1t}, \dots, X_{q_t, t}$ and consider the sample counterparts to equations (22), (23) and (24) above,

$$\hat{\sigma}_t^2 = \beta_0 + \beta_1 \hat{W}_t + (e_t^\sigma - \beta_1 e_t^W) \quad (25)$$

$$= \beta_0 + \beta_1 \alpha \hat{W}_{t-1} + \beta_1 u_t + (e_t^\sigma - \beta_1 \alpha e_{t-1}^W) \quad (26)$$

$$= (1 - \alpha)\beta_0 + \alpha\hat{\sigma}_{t-1}^2 + \beta_1 u_t + (e_t^\sigma - \alpha e_{t-1}^\sigma), \quad (27)$$

and likewise

$$\hat{W}_t = \alpha \hat{W}_{t-1} + u_t + (e_t^W - \alpha e_{t-1}^W), \quad (28)$$

where $e_t^\sigma := \hat{\sigma}_t^2 - \sigma_t^2$ and $e_t^W := \hat{W}_t - W_t$. Under suitable conditions, the remainders $e_t^\sigma - \beta_1 e_t^W$ in equation (25); $\beta_1 u_t + e_t^\sigma - \beta_1 \alpha e_{t-1}^W$ in equation (26); $\beta_1 u_t + e_t^\sigma - \alpha e_{t-1}^\sigma$ in equation (27); and $u_t + e_t^W - \alpha e_{t-1}^W$ in equation (28), can all be thought of as error terms in a regression equation. Thus, standard regression methods can be applied to estimate the (identifiable) parameters appearing in each of these formulas.

The preceding discussion is also insightful if one is interested, for example, in forecasting future values of σ_t^2 . One could use the above identities to propose some forecasting strategies, such as

Strategy 1

Step 1. Estimate α from an AR(1) fit to the data $(\hat{W}_1, \dots, \hat{W}_n)$;

Step 2. Estimate β_0 and β_1 from an OLS fit to the data $(\hat{\sigma}_t^2, \widehat{W}_t : t = 1, \dots, n)$;

385 Step 3. Use the estimated $\hat{\alpha}$ to forecast \widehat{W}_{n+1} . Use this forecast together with $\hat{\beta}_0$ and $\hat{\beta}_1$ to forecast $\hat{\sigma}_{n+1}^2$ through (25).

Strategy 2

Step 1. Estimate β_0 and $\beta_1\alpha$ from an OLS fit to the data $(\hat{\sigma}_{t+1}^2, \widehat{W}_t : t = 1, \dots, n-1)$;

390 Step 2. Use \widehat{W}_n and (26) to obtain the forecast for $\hat{\sigma}_{n+1}^2$.

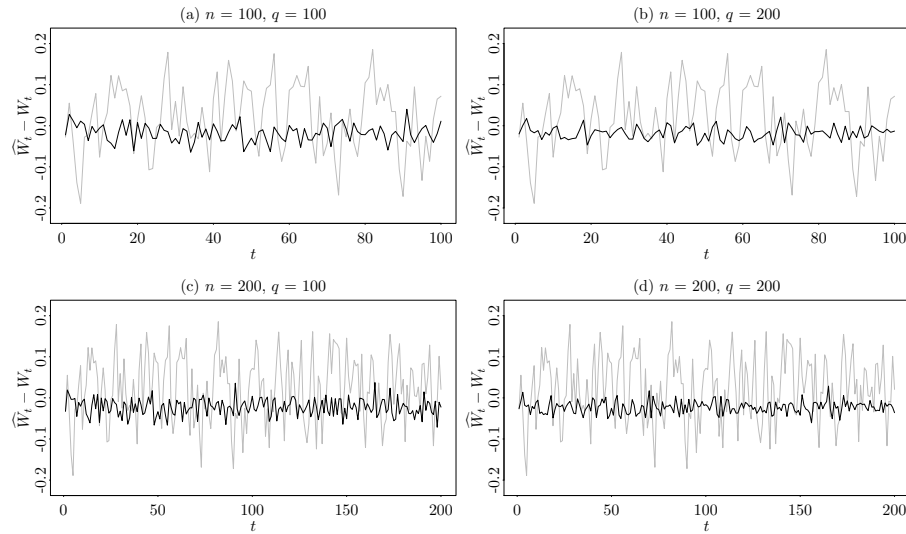
Strategy 3

Step 1. Estimate $(1 - \alpha)\beta_0$ and α from data $(\hat{\sigma}_1^2, \dots, \hat{\sigma}_n^2)$;

Step 2. Obtain the forecast for $\hat{\sigma}_{n+1}^2$ through (27).

The approaches just described provide a benchmark for proposing forecast
395 procedures in more general situations, as in our application to financial data below, where the AR(1) specification may not be the more adequate one, and where $\int x dF_t(x) \neq 0$.

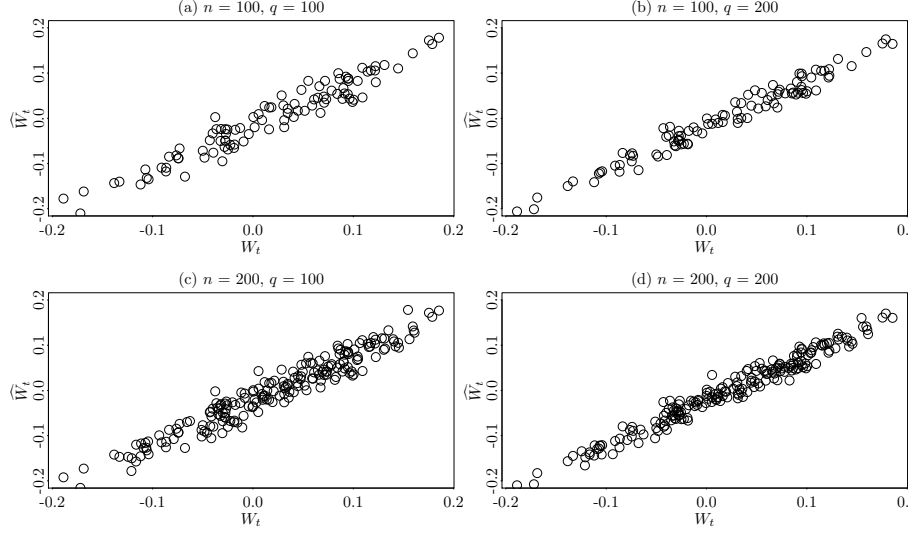
Figure 1: Residuals $\widehat{W}_t - W_t$ with (a) $n = 100, q = 100$; (b) $n = 100, q = 200$; (c) $n = 200, q = 100$; (d) $n = 200, q = 200$. Grey: sample path of \widehat{W}_t .



Narrowing a little further, let us consider the following special case of the above example. Let H be the cdf corresponding to the uniform distribution over $[-1, 1]$, and let $\psi(x) := \int_{-1}^x (1/2 - |v|) dv$. Let W_t be a stationary AR(1) process as above, with the innovations u_t being iid uniformly distributed over $[-1 + |\alpha|, 1 - |\alpha|]$. We may assume that the process (u_t) is indexed for $t \in \mathbb{Z}$ and set $W_t = \sum_{k=0}^{\infty} \alpha^k u_{t-k}$. Now put $F_t = H + W_t \psi$. This model specification is easier to appreciate if we consider the derivatives of H and ψ over (a, b) , that is, we gain better insight if we differentiate F_t and study the resulting equation, $f_t = h + W_t \psi'$, with $h(x) = (1/2)\mathbb{I}_{[-1, 1]}(x)$ and $\psi'(x) = (1/2) - |x|$. First notice that $|W_t| \leq 1$ by construction. Now f_t is a probability density function obtained by adding to the Uniform $[-1, 1]$ density a random deformation where the deforming ‘parameter’ is the function ψ' and the random weights are given by the W_t which lie in $[-1, 1]$. The extreme cases correspond to $W_t = 1$, in which case f_t is the triangular distribution over $[-1, 1]$, and to $W_t = -1$, in which case f_t is a V-shaped distribution, $f_t(x) = |x|\mathbb{I}_{[-1, 1]}(x)$. Any possible realization of f_t is thus a convex combination of the latter two densities. The interpretation is that ψ adds mass to the center of the uniform distribution when $W_t > 0$ and adds mass to the ‘tail’ of that distribution when $W_t < 0$. Observe that the proposed ψ is not normalized, but this does not matter since the rescaling would be passed to the W_t ’s.

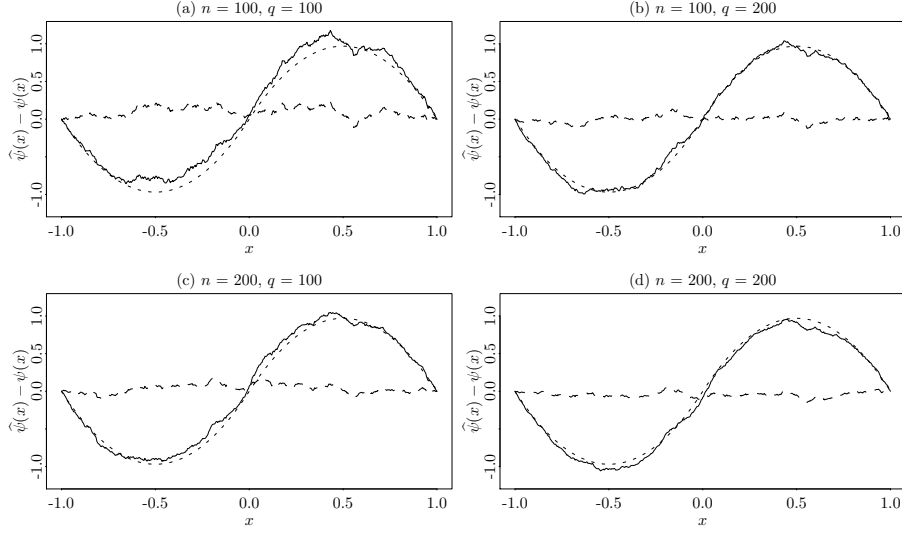
To illustrate, we set $\alpha = 0.5$ and generated a sample F_1, \dots, F_{200} from the above model and then, for each t , we sampled the X_{it} , $i = 1, \dots, 200$, as independent draws from F_t . Sampling independently is a simplification but not inconsistent with the present framework, as it may be the case that the process (X_τ) admits an independent sampling scheme at each cycle. Next, we estimate W_t and ψ restricting the data set to $n \leq 200$ cycles and $q \leq 200$ intra-cycle observations. We consider the following configurations: (i) $n = 100$, $q = 100$; (ii) $n = 100$, $q = 200$; (iii) $n = 200$, $q = 100$ and; (iv) full sample $n = 200$, $q = 200$. Figure 1 shows the residuals $\widehat{W}_t - W_t$, and Figure 2 displays the dispersion plots of (W_t, \widehat{W}_t) in each of these configurations. In this figures it is apparent that increasing the intra-cycle sample sizes will result in more accurate estimates

Figure 2: Dispersion plots of (W_t, \widehat{W}_t) with (a) $n = 100, q = 100$; (b) $n = 100, q = 200$; (c) $n = 200, q = 100$; (d) $n = 200, q = 200$.



for the W_t , as one would expect from Proposition 2. Figure 3 displays the true
 430 eigenfunction ψ and the estimates $\widehat{\psi}$, together with the deviations $\widehat{\psi} - \psi$ for each
 one of the specifications (i)–(iv). These figures point to the fact that, although
 Theorems 5 and 6 ensures that asymptotics on n will suffice for consistency of $\widehat{\psi}$,
 increasing the intra-cycle sample size may have a positive impact on estimation
 as well. In this simulation study and in the empirical application below, all
 435 computational work was carried out through the softwares R and Julia.

Figure 3: True eigenfunction ψ (dotted), estimated eigenfunction $\hat{\psi}$ (solid) and deviation $\hat{\psi} - \psi$ (dashed). (a) $n = 100, q = 100$; (b) $n = 100, q = 200$; (c) $n = 200, q = 100$; (d) $n = 200, q = 200$.



5. Application to financial data

We apply our methodology to forecast risk in high frequency stock market trading. Our sample consists of 5-minute returns for the ITUB4 asset prices; the raw data is available at the Bovespa ftp site. ITUB4 is the main asset in the composition of the Bovespa index. Our sample ranges from July 1st 2012 to April 30 2015, encompassing 719 business days. At each day t the sample $X_{1t}, \dots, X_{q_t, t}$ consists of $q_t = 79$ observations of the 5-minute return process, defined as the difference of logarithm prices over 5 minutes, ranging from 10:30 AM to 5:00 PM. There are 3 carnival days during the sampling period, at which the intra-day sample sizes are $q_{170} = 47$, $q_{433} = 46$ and $q_{670} = 47$ respectively. Our working assumption is that the X_{it} are sampled from a conjugate process (ξ_t, X_τ) , and thus we are assuming that, on day t and conditional on (ξ_t) , the 5-minute returns share the same marginal distribution ξ_t . The empirical distribution functions of 5-minute returns for the first two days in our sample, \hat{F}_1 and \hat{F}_2 , are plotted in Figure 4. In what follows μ is the Laplace(0,1)

Figure 4: Empirical CDF of 5-minute returns. (a) Day 1; (b) Day 2.

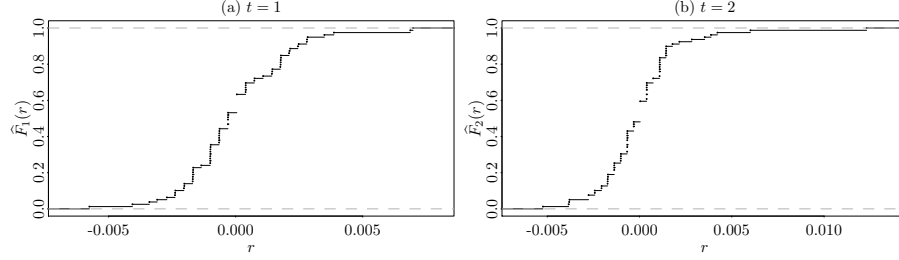
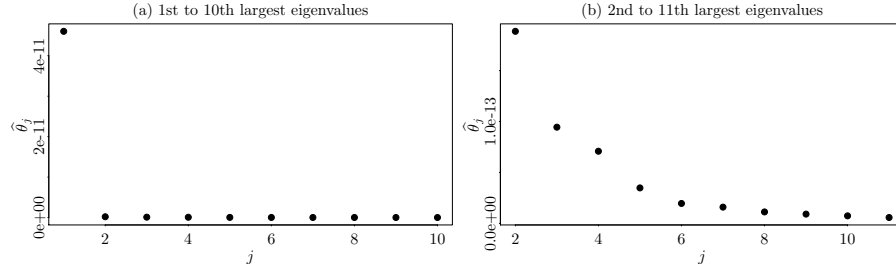


Figure 5: Estimated eigenvalues. (a) 1st–10th; (b) 2nd–11th



distribution on the real line. We set $p = 5$.

5.1. Data analysis

Figure 5 displays the largest estimated eigenvalues $\hat{\theta}_j$ of \hat{R}^μ . The drop in scale from the largest to the second largest eigenvalue is markedly steep, whereas from the second to the third largest and so on it decays smoothly. Moreover, the p -value from the Ljung-Box test for independence is nearly zero for the time series (\widehat{W}_{t1}) , $t = 1, 2, \dots, n$, whereas for (\widehat{W}_{t2}) it is 0.8818. This indicates

Figure 6: Estimated eigenfunction $\hat{\psi}$.

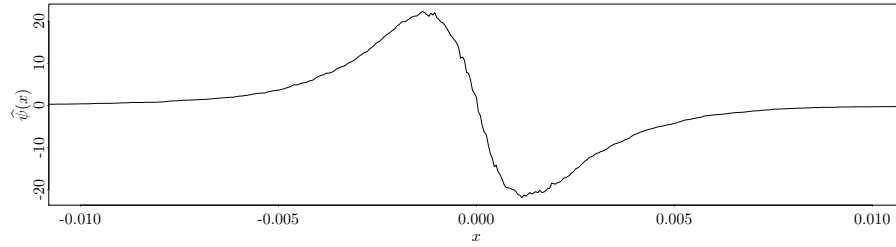


Figure 7: Estimated coefficients \widehat{W}_t .

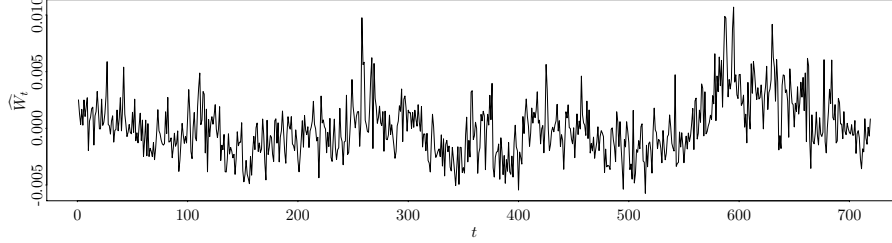
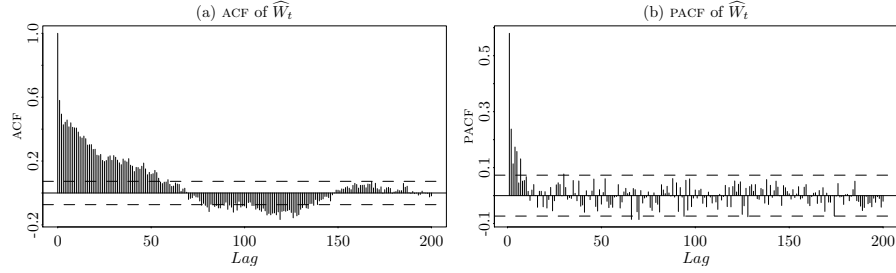


Figure 8: Correlation functions of \widehat{W}_t . (a) ACF; (b) PACF.

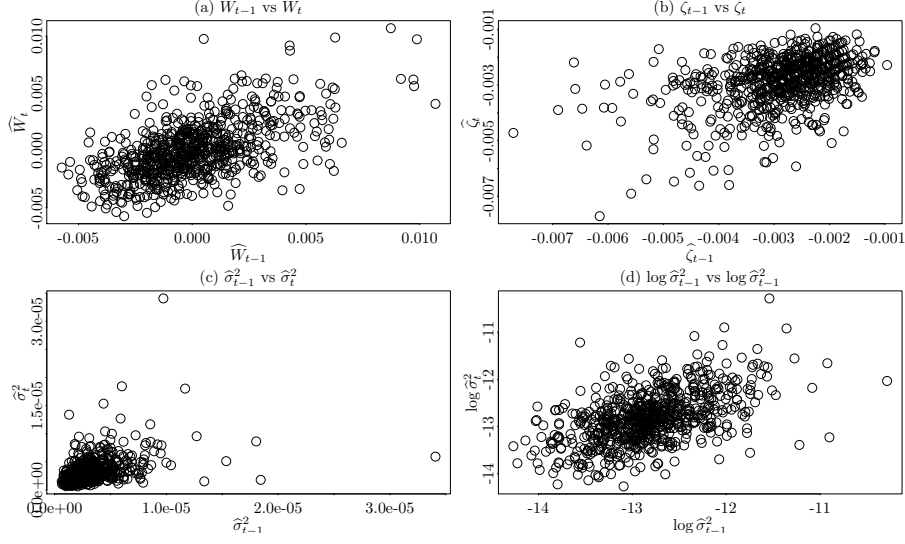


that indeed there is dynamic dependence in the direction of ψ_1 but not in the remaining ones. Observe though that this interpretation must be taken with
460 caution as pointed in Bathia et al. [14, remark 3]. The sample path of the estimated \widehat{W}_{1t} are found in Figure 7. The plot of the estimated eigenfunction $\widehat{\psi}_1$ is shown in Figure 6³. It displays a plausible shape whereas the eigenfunction $\widehat{\psi}_2$ is very irregular (the plot is not reported here). In any case we assume $d = 1$ and write $\widehat{W}_t \equiv \widehat{W}_{t1}$, and likewise $\widehat{\psi} \equiv \widehat{\psi}_1$. We then perform the augmented
465 Dickey-Fuller test to the time series \widehat{W}_t , and the obtained p -values are virtually zero whatever specification is used, be it with a drift component, a drift and a trend component, or neither. Therefore we take \widehat{W}_t to be stationary. Figure 8 displays the ACF and PACF plots for \widehat{W}_t .

We are first interested in forecasting the variance σ_t^2 and the 0.05-th quantile

³This plot was obtained by considering a centered version of the returns data. If the original data is used instead (as in the rest of our analysis), the resulting eigenfunction appears slightly noisier.

Figure 9: Dispersion plots of time series (a) (\widehat{W}_t) ; (b) $(\widehat{\zeta}_t)$; (c) $(\widehat{\sigma}_t^2)$ and; (d) $(\log \widehat{\sigma}_t^2)$.



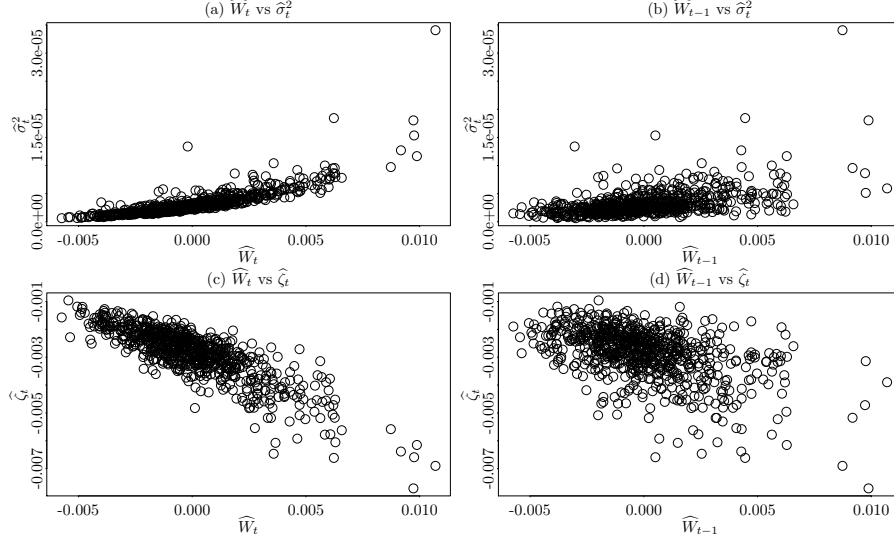
ζ_t corresponding to F_t . The forecasting strategies which we propose follow closely the arguments of Section 4. However in the more general scenario the identities (22), (23) and (24), as well as their empirical counterparts, can become more involved. In particular when $\int x d\mathbb{E}F_0(x) \neq 0$, that is when $X_\tau|(\xi_t)$ is not zero-mean, the relationship between σ_t^2 and W_t is no longer linear but rather of the quadratic form

$$\sigma_t^2 = \beta_0 + \beta_1 W_t + \beta_2 W_t^2, \quad (29)$$

where the coefficients β_j are functions of first and second moments of $\mathbb{E}F_0$ and ψ . Equations (23) and (24) in turn will depend on the dynamic behavior of W_t , and even slight deviations from an AR(1) model, say an ARMA(1,1) model, will give expressions with crossed terms in place of (23) and (24). The empirical equations (25), (26) and (27) will suffer from the same complications if we intend to generalize.

That said, we adopt an exploratory approach to model the time series of \widehat{W}_t , $\widehat{\sigma}_t^2$, and $\widehat{\zeta}_t$, as well as the interdependence between them. Here $\widehat{\sigma}_t^2$ and $\widehat{\zeta}_t$ are respectively the variance and the 0.05-th quantile of the distribution function \widehat{F}_t . Figure 9, panel (a) displays the dispersion plot of $(\widehat{W}_{t-1}, \widehat{W}_t)$. One sees that

Figure 10: Dispersion plots: (a) $(\widehat{W}_t, \widehat{\sigma}_t^2)$; (b) $(\widehat{W}_{t-1}, \widehat{\sigma}_t^2)$; (c) $(\widehat{W}_t, \widehat{\zeta}_t)$ and; (d) $(\widehat{W}_{t-1}, \widehat{\zeta}_t)$



a linear model may give a parsimonious description of (\widehat{W}_t) . Together with the
480 ACF and PACF plots from Figure 8, as well as the results from the augmented
Dickey-Fuller tests discussed above, we feel authorized to assume that (\widehat{W}_t) is
an ARMA process. We choose the ARMA(1,2) specification based on the AIC
criterion. The estimation results can be found in Table 1.

The dispersion plots of $(\widehat{\sigma}_{t-1}^2, \widehat{\sigma}_t^2)$ and $(\log \widehat{\sigma}_{t-1}^2, \log \widehat{\sigma}_t^2)$ are displayed in Fig-
485 ure 9, panels (c) and (d) respectively. It is apparent that the relationship be-
tween $\widehat{\sigma}_t^2$ and its lagged value is highly heteroskedastic; the logarithmic trans-
formation stabilizes and linearizes this interaction, as seen in panel (d). The

-values of the augmented Dickey-Fuller test for both series are virtually zero
in each specification (be it with a drift component, a drift and a trend compo-
490 nent, or neither). The ACF and PACF plots of $(\widehat{\sigma}_t^2)$ and $(\log \widehat{\sigma}_t^2)$ are both nearly
identical to those of (\widehat{W}_t) and are not reported here. From this analyses we find
it adequate to assume that $(\log \widehat{\sigma}_t^2)$ is an ARMA process, and based on the AIC
criterion we select the ARMA(2,1) specification.

In Figure 9, panel (b), the dispersion plot of $(\widehat{\zeta}_{t-1}, \widehat{\zeta}_t)$ is shown. It is seen
495 that a linear model may not be the more adequate description of how $\widehat{\zeta}_t$ interacts

with its past values, but it is also true that such a model may provide a parsimonious approximation to the actual DGP. As with the time series discussed above, the augmented Dickey-Fuller tests for the data $(\hat{\zeta}_1, \dots, \hat{\zeta}_n)$ reject the null of unit root in every specification. The ACF and PACF plots for $(\hat{\zeta}_t)$ are again
500 nearly identical to those of (\widehat{W}_t) and are not reported here. Less confidently that in the previous cases, we assume an ARMA(3,1) for $(\hat{\zeta}_t)$ based on the AIC criterium.

Figure 10 displays the dispersion plots of (a) \widehat{W}_t vs $\hat{\sigma}_t^2$; (b) \widehat{W}_{t-1} vs $\hat{\sigma}_t^2$; (c) \widehat{W}_t vs $\hat{\zeta}_t$; (d) \widehat{W}_{t-1} vs $\hat{\zeta}_t$. Panels (a) and (b) indicate that $\hat{\sigma}_t^2$ depends on \widehat{W}_t
510 and on \widehat{W}_{t-1} in a nonlinear way, as one would expect from the identity (29). Panels (c) and (d) indicate that the 0.05-th quantile $\hat{\zeta}_t$ depend linearly on both \widehat{W}_t and on \widehat{W}_{t-1} , although some heteroskedasticity appears to be at play.

In order to obtain one-step-ahead forecasts for the quantities σ_t^2 and ζ_t we adopt some forecasting strategies similar to the ones described in Section 4.
515 We give the details of how we produce the forecasts for $\hat{\sigma}_{t+1}^2$. The case of $\hat{\zeta}_{t+1}$ is entirely analogous. Letting $n_0 := 350$, we generate forecasts $\hat{\sigma}_{t+1|t,a}^2$, $\hat{\sigma}_{t+1|t,b}^2$ and $\hat{\sigma}_{t+1|t,c}^2$, with t ranging in $n_0, \dots, n-1$, as defined according to the following strategies.

Strategy 1 $\log \hat{\sigma}_{t+1|t,a}^2$ is the one-step-ahead forecast obtained from an ARMA(2,1)
515 fit to the data $(\log \hat{\sigma}_1^2, \dots, \log \hat{\sigma}_t^2)$;

Strategy 2 $\hat{\sigma}_{t+1|t,b}^2 = h(\widehat{W}_t)$, where h is the local polynomial regression function obtained from fitting the data $((\widehat{W}_1, \hat{\sigma}_1^2), \dots, (\widehat{W}_{t-1}, \hat{\sigma}_{t-1}^2))$;

Strategy 3 $\hat{\sigma}_{t+1|t,c}^2 = h(\widehat{W}_{t+1|t})$ where h is the local polynomial regression function obtained from fitting the data $((\widehat{W}_1, \hat{\sigma}_1^2), \dots, (\widehat{W}_t, \hat{\sigma}_t^2))$, and $\widehat{W}_{t+1|t}$
520 is the one-step-ahead forecast of an ARMA(1,2) fit to the data $(\widehat{W}_1, \dots, \widehat{W}_t)$.

We are aware that the approach in Strategy 1 is not in the best statistical practice since applying the inverse transformation to a regression fit is not generally valid, but in a comparison (not reported here) the AR(1) regression curve and the median regression curve obtained for the data $(\log \hat{\sigma}_1^2, \dots, \log \hat{\sigma}_n^2)$ were

525 nearly identical, partially validating our approach. In the case of $\hat{\zeta}_t$, the forecasts are obtained from an ARMA(1,3) fit to the untransformed data $(\hat{\zeta}_1, \dots, \hat{\zeta}_t)$.

The mean squared errors and relative (to Strategy 1) mean squared errors from each forecast strategy are reported in Table 2. Notice that the ‘true’ quantity being forecasted (for example σ_{t+1}^2) is not observable, not even *ex post*. Thus our forecasts are contrasted with empirical realizations, which are taken as proxies for their population counterparts; for instance the mean squared error of forecasting Strategy 2 above is calculated as

$$\frac{1}{n - n_0} \sum_{t=n_0}^{n-1} \left(\hat{\sigma}_{t+1|t,b}^2 - \hat{\sigma}_{t+1}^2 \right)^2.$$

Heuristically, one would expect that the forecasting strategies which use the \widehat{W}_t in their formulation would display better forecasting power since each of the \widehat{W}_t is constructed using full sample information, whereas $\hat{\sigma}_t^2$ and $\hat{\zeta}_t$ only
 530 use information from day t . This reasoning is partially supported as seen from the results displayed in Table 2. In any case, applying the Diebold-Mariano test pairwise to each of the obtained forecasts, we cannot reject the null of equal forecasting accuracy. Figure 11 contrasts the realized $\hat{\sigma}_t^2$ with the forecast values obtained through each of the described strategies. Figure 12 has a similar
 535 interpretation but for $\hat{\zeta}_t$ instead of the empirical variance.

A last comment on how to interpret the obtained forecasts may come in handy. At the end of day t , the statistician can apply our methodology and obtain, say, a forecast $\hat{\sigma}_{t+1|t}^2$ for the variance σ_{t+1}^2 . The latter quantity is the variance of a 5-minute return at any instant during day $t + 1$, as implied by the
 540 common marginal distribution of these returns. Thus someone who negotiates in the market in 5-minute intervals has ‘typical’ variance equal to σ_{t+1}^2 ; this is the quantity that we are forecasting, and thus $\hat{\sigma}_{t+1|t}^2$ estimates the ‘typical’ variability someone who negotiates at each 5 minutes would expect to find next day. It is convenient to mention that a forecast obtained through a GARCH fit
 545 to the data available up to the end of day t would have a different interpretation and thus would not be comparable to our method. Indeed at the end of day t

Figure 11: Volatility forecasts.

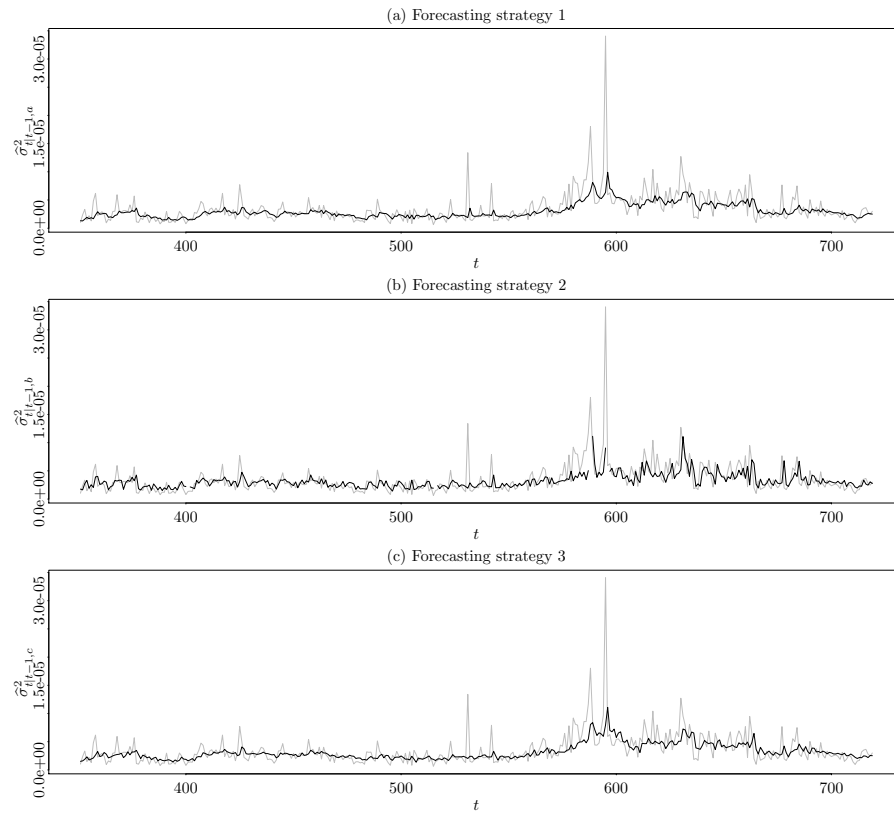


Figure 12: 0.05-th quantile forecasts.

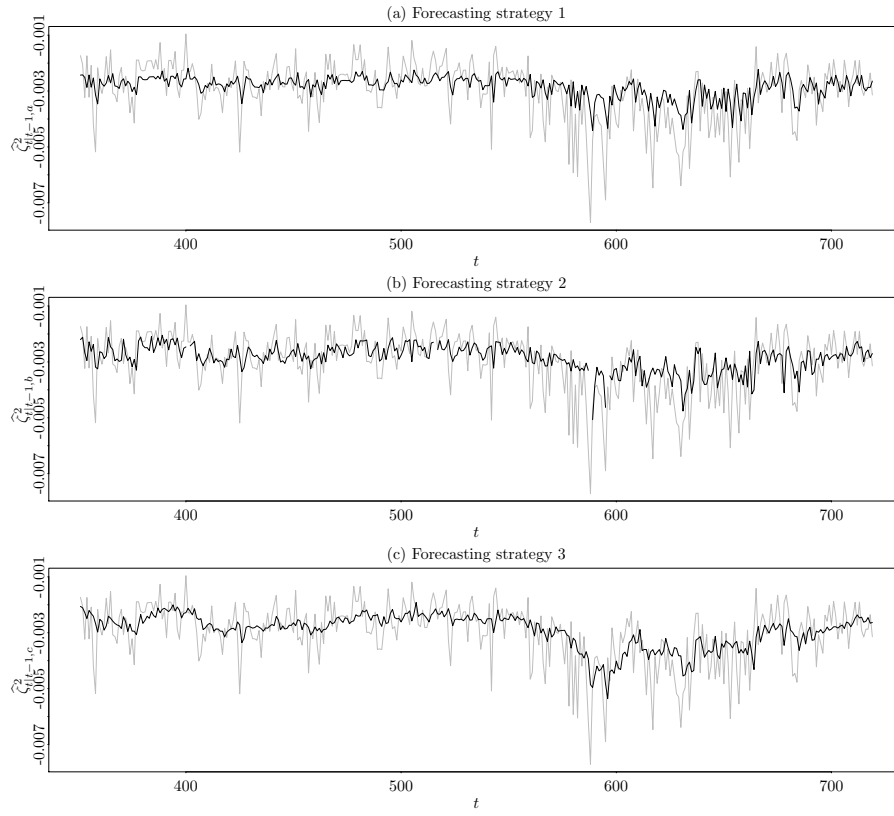


Table 1: Coefficient estimates and standard errors of an ARMA(1,2) fit to the data $(\widehat{W}_1, \dots, \widehat{W}_n)$.

	AR1	MA1	MA2	intercept
Coef.	0.9709	-0.6452	-0.1302	0e+00
s.e.	0.0115	0.0378	0.0352	5e-04
AIC = -6963.55				

Table 2: Mean squared error and relative (to Strategy 1) mean squared error for each of the three forecasting strategies: variance (top 3 rows) and 0.05-th quantile (bottom 3 rows).

	MSE	RMSE
$\widehat{\sigma}_{t+1 t,a}^2$ (strategy 1)	5.424022e-12 (3)	1
$\widehat{\sigma}_{t+1 t,b}^2$ (strategy 2)	5.022838e-12 (1)	0.9260357
$\widehat{\sigma}_{t+1 t,c}^2$ (strategy 3)	5.112571e-12 (2)	0.9425793
$\widehat{\zeta}_{t+1 t,a}$ (strategy 1)	8.711426e-07 (3)	1
$\widehat{\zeta}_{t+1 t,b}$ (strategy 2)	7.876192e-07 (2)	0.904122
$\widehat{\zeta}_{t+1 t,c}$ (strategy 3)	7.256247e-07 (1)	0.8329574

the model will give a forecast for the variance of the “opening” return rather than averaging over day $t + 1$.

Lastly, recall that in the framework of conjugate processes, a question of
550 its own interest is identification of the dimension d and characterization of the
dynamics of $(\widehat{\mathbf{W}}_t)$. In this regard, we can say that there is some evidence in the
data that the true dimension is indeed equal to one, and that the latent process
 (W_t) is linear. Testing these and other hypotheses would require derivation
of the asymptotic distribution of our estimators and is beyond the scope of
555 the present paper. Advancements in this regard can be found in Mas [18] and
Kokoszka and Reimherr [19].

A. A bit of theory

Let $M_1(\mathbb{R})$ denote the space of all Borel probability measures on \mathbb{R} . In this paper we always consider $M_1(\mathbb{R})$ endowed with the weak* topology, that is the topology in which a sequence μ_n of probability measures converges to a probability measure μ if and only if $\int f d\mu_n \rightarrow \int f d\mu$ for each continuous bounded function f on \mathbb{R} . This topology is metrizable by the Lévy–Prohorov metric

$$\rho(\mu, \nu) := \inf \{ \delta \geq 0 : \mu(B) < \nu(B^\delta) + \delta \text{ and } \nu(B) < \mu(B^\delta) + \delta, \forall B \},$$

where B^δ is the δ -neighborhood of any set $B \subset \mathbb{R}$.

Let ξ be a random element in $M_1(\mathbb{R})$. Obviously, if f is a continuous bounded function on \mathbb{R} , then $\int f d\xi$ is a real random variable. Recall that the *baricenter* of ξ is the unique element $\mathbb{E}\xi \in M_1(\mathbb{R})$ such that the equality $\mathbb{E} \int f d\xi = \int f d\mathbb{E}\xi$ holds for all continuous bounded $f: \mathbb{R} \rightarrow \mathbb{R}$. The baricenter $\mathbb{E}\xi$ is also known as the *Pettis integral* of ξ with respect to \mathbb{P} , or as the *expectation* of ξ .

Lemma 5. *Let ξ be a random element in $M_1(\mathbb{R})$ and let $\mathbb{E}\xi$ be its baricenter.*

Then

- (i) *For each Borel set B , $\xi(B)$ is a random variable;*
- (ii) $\mathbb{E}\xi(B) = \mathbb{E}(\xi(B))$;
- (iii) $\text{supp } \xi \subset \text{supp } \mathbb{E}\xi$ *almost surely.*

Proof. For the first item, let $f_B(\mu) := \mu(B)$ be defined for $\mu \in M_1(\mathbb{R})$. It is sufficient to show that f_B is measurable, since $\xi(B) = f_B \circ \xi$. If K is closed, then f_K is lower semicontinuous, by the Portmanteau Theorem, and thus measurable. By a similar argument f_U is measurable if U is open. For the general B , there are some open sets $\{U_j\}$ such that $\mu(B) = \mu(\bigcap U_j)$, and thus $f_B(\mu) = \mu(B) = \mu(\bigcap U_j) = \lim \mu(U_j) = \lim f_{U_j}(\mu)$ which establishes measurability of f_B .

For the third item, let $U := \mathbb{R} \setminus \text{supp}(\mathbb{E}\xi)$. Then $\xi(U) \geq 0$ and $\mathbb{E}(\xi(U)) = \mathbb{E}\xi(U) = 0$, by item (ii). Hence $\xi(U) = 0$ almost surely.

The second assertion is left as an exercise. □

Lemma 6. Let ξ be a random element in $M_1(\mathbb{R})$, and let $\mathbb{E}\xi$ be its baricenter .

Define F by

$$F(x) := \xi(-\infty, x], \quad x \in \mathbb{R}.$$

If μ is a finite measure on \mathbb{R} , absolutely continuous with respect to Lebesgue measure on an open interval containing $\text{supp}(\mathbb{E}\xi)$, then F is a bounded, strongly measurable random element in $L^2(\mu)$. Moreover, the Bochner expectation of F is the map $x \mapsto \mathbb{E}\xi(-\infty, x]$.

Proof. For $\nu \in M_1(\mathbb{R})$, let $\bar{\nu}: \mathbb{R} \rightarrow \mathbb{R}$ be defined by $\bar{\nu}(x) := \nu(-\infty, x]$. Clearly $\bar{\nu}$ is measurable and bounded, and hence one has $\bar{\nu} \in L^2(\mu)$, for each $\nu \in M_1(\mathbb{R})$. It is sufficient to prove that the map $\nu \mapsto \bar{\nu}$ from $M_1(\mathbb{R})$ to $L^2(\mu)$ is continuous. Let $\nu_n \rightarrow \nu$ in $M_1(\mathbb{R})$. By the Portmanteau Theorem, $\bar{\nu}_n(x) \rightarrow \bar{\nu}(x)$ for each x at which $\bar{\nu}$ is continuous. The set of discontinuity points of $\bar{\nu}$ is at most countable, and hence has μ measure 0. That is, $|\bar{\nu}_n(x) - \bar{\nu}(x)|^2 \rightarrow 0$ for μ -almost all x . Moreover, $|\bar{\nu}_n(x) - \bar{\nu}(x)|^2 \leq 1$ and hence the Lebesgue Dominated Convergence Theorem gives $\int |\bar{\nu}_n(x) - \bar{\nu}(x)|^2 d\mu(x) \rightarrow 0$. This establishes continuity of $\nu \mapsto \bar{\nu}$. The remaining assertions are left as an exercise. \square

Theorem 7. Let \mathcal{H} be a separable Hilbert space and H be a centered random element in \mathcal{H} of strong second order, with covariance operator C . Then $H \perp \text{Null}(C)$ almost surely.

Proof. Let (e_j) be a basis of $\text{Null}(C)$. It suffices to show that $\mathbb{E}|\langle H, e_j \rangle|^2 = 0$ for each j . Indeed, this implies that there exist sets E_j such that $\mathbb{P}(E_j) = 0$ and $\langle H(\omega), e_j \rangle = 0$ for $\omega \notin E_j$. Thus $\langle H(\omega), e_j \rangle = 0$ for all j as long as $\omega \notin \bigcap E_j$ with $\mathbb{P}(\bigcap E_j) = 0$. But $\mathbb{E}|\langle H, e_j \rangle|^2 = \mathbb{E}\langle H, e_j \rangle \langle H, e_j \rangle = \mathbb{E}\langle \langle H, e_j \rangle H, e_j \rangle = \langle \mathbb{E}\langle H, e_j \rangle H, e_j \rangle = \langle C(e_j), e_j \rangle = 0$. \square

Corollary 4. In the conditions of Theorem 7, let $d := \text{rank}(C)$, where possibly $d = \infty$. Let $(\lambda_j)_{j=1}^d$ be the sequence of nonzero eigenvalues of C (with repetitions), and $(\varphi_j)_{j=1}^d$ be the associated sequence of orthonormal eigenvectors. Then

$$H(\omega) = \sum_{j=1}^d \langle H(\omega), \varphi_j \rangle \varphi_j$$

in \mathcal{H} almost surely. Moreover, the scalar random variables $\langle H, \varphi_j \rangle$ are such
600 that $\mathbb{E}\langle H, \varphi_j \rangle = 0$, $\mathbb{E}\langle H, \varphi_j \rangle^2 = \lambda_j$, and $\mathbb{E}\langle H, \varphi_i \rangle \langle H, \varphi_j \rangle = 0$ if $i \neq j$.

Proof of Corollary 4. This is left as an exercise. \square

B. Proofs

In this section we shall write $\Xi := \sigma(\xi_0, \xi_1, \dots)$. Whenever we need to indicate dependence of ξ_t or F_t on the sample space, we shall write ξ_t^ω , F_t^ω , etc.
605 For the random variables X_τ we write $X_\tau(\omega)$ as usual.

Proof of Lemma 1. One has $\mathbb{P}(X_\tau \in B) = \mathbb{E}[\mathbb{P}(X_\tau \in B | \xi_0, \xi_1, \dots)] = \mathbb{E}[\xi_{\lfloor \tau \rfloor}(B)] = \mathbb{E}\xi_0(B)$ by Lemma 5 and Assumption S. \square

Proof of Theorem 1. Without loss of generality, let $\tau_i = i$. Write $\xi_t(f) = \int f d\xi_t$ and similarly $\mathbb{E}\xi_0(f) = \int f d\mathbb{E}\xi_0$. Notice that $\mathbb{E}\xi_0(f) = \mathbb{E}f \circ X_\tau$, by Lemma 1. Let $Y_t = f \circ X_t - \xi_t(f)$. We have

$$\left| \frac{1}{n} \sum_{t=0}^{n-1} f \circ X_t - \mathbb{E}\xi_0(f) \right| \leq \left| \frac{1}{n} \sum_{t=0}^{n-1} Y_t \right| + \left| \frac{1}{n} \sum_{t=0}^{n-1} \xi_t(f) - \mathbb{E}\xi_0(f) \right|.$$

The second term in the above sum is $o_{\mathbb{P}}(1)$ by hypothesis. For the first term, we have

$$\mathbb{P}\left\{ \left| \frac{1}{n} \sum_{t=0}^{n-1} Y_t \right| > \epsilon \right\} = \mathbb{E}\left[\mathbb{P}\left\{ \left| \frac{1}{n} \sum_{t=0}^{n-1} Y_t \right| > \epsilon \mid \Xi \right\} \right]. \quad (\text{B.1})$$

But $(Y_t | \Xi : t = 0, 1, \dots)$ is an independent sequence, with $\mathbb{E}[Y_t | \Xi] = 0$, and therefore

$$\lim_{n \rightarrow \infty} \mathbb{P}\left\{ \left| \frac{1}{n} \sum_{t=0}^{n-1} Y_t \right| > \epsilon \mid \Xi \right\} = 0, \quad \text{almost surely.}$$

Now the sequence in the above equation is bounded by 1 and hence the RHS in (B.1) goes to zero by the Lebesgue Dominated Convergence Theorem. \square

610 *Proof of Lemma 2.* The fact that each F_t is a random element in $L^2(\mu)$ is a direct consequence of Lemma 6. The remaining assertions are easily established. \square

Proof of Theorem 2. The first three assertions, and equation (9), follow directly from Theorem 7 and Corollary 4. It remains to show that each φ_j is a bounded, càdlàg function. To establish boundedness, notice that since $\sup_{(x,y)} |C_0(x,y)| \leq 2$, one has

$$\begin{aligned} |\lambda_j \varphi_j(x)| &= |C_0^\mu \varphi_j(x)| \\ &\leq 2 \int |\varphi_j(y)| d\mu(y). \end{aligned}$$

Thus, as $\varphi_j \in L^1(\mu)$, one has $\sup_x |\varphi_j(x)| < \infty$.

Now let $x_n \uparrow x \in \mathbb{R}$. Put $h_n(\omega) := F_0^\omega(x_n) \int F_0^\omega(y) \varphi_j(y) d\mu(y)$, and define
615 $h(\omega) = \lim h_n(\omega)$. Now $|h_n|$ is bounded by a constant and hence the Lebesgue Dominated Convergence Theorem gives $\lim \mathbb{E} h_n = \mathbb{E} h$. Since $\mathbb{E} h_n = \lambda_j \varphi_j(x_n)$, the làg part of the assertion is proved. For the càd part a similar argument can be followed. The details are left as an exercise. \square

Proof of Proposition 1. We consider the case $\text{rank}(C_0^\mu) = \infty$. This implies that $\text{rank}(C_0^\nu) = \infty$ as well. Let

$$g_n(x, y) := C_0(x, y) - \sum_{j=1}^n \lambda_j^\mu \varphi_j^\mu(x) \varphi_j^\mu(y)$$

By Theorem 3.a.1 in König [20], there is a measurable subset $E \subset \mathbb{R} \times \mathbb{R}$ such that $\mu \otimes \mu(E^c) = 0$ and $L_n := \sup_{(x,y) \in E} |g_n(x, y)| \rightarrow 0$. Now since $\nu \ll \mu$, we have $\nu \otimes \mu \ll \mu \otimes \mu$ and thus $\nu \otimes \mu(E^c) = 0$. Thus, the Minkowski integral inequality (Lieb and Loss [21, Theorem 2.4]) gives

$$\begin{aligned} \left\| \lambda_i^\nu \varphi_i^\nu - \sum_{j=1}^n \lambda_j^\mu \varphi_j^\mu \langle \varphi_j^\mu, \varphi_i^\nu \rangle_\nu \right\|_\mu &= \left\{ \int \left(\int g_n(x, y) \varphi_i^\nu(y) \nu(dy) \right)^2 \mu(dx) \right\}^{1/2} \\ &\leq \int \left(\int g_n(x, y)^2 \varphi_i^\nu(y)^2 \mu(dx) \right)^{1/2} \nu(dy) \\ &= \int \left(\int g_n(x, y)^2 \varphi_i^\nu(y)^2 \mathbb{I}_E(x, y) \mu(dx) \right)^{1/2} \nu(dy) \\ &\leq L_n \int \left(\int \varphi_i^\nu(y)^2 \mathbb{I}_E(x, y) \mu(dx) \right)^{1/2} \nu(dy) \rightarrow 0. \end{aligned}$$

This shows that $\{\varphi_1^\nu, \varphi_2^\nu, \dots\}$ is contained in the $L^2(\mu)$ -closure of $\{\varphi_1^\mu, \varphi_2^\mu, \dots\}$.

A similar computation establishes that

$$\left\| \lambda_i^\mu \varphi_i^\mu - \sum_{j=1}^n \lambda_j^\nu \varphi_j^\nu \langle \varphi_j^\nu, \varphi_i^\mu \rangle_\mu \right\|_\mu \rightarrow 0,$$

that is, $\{\varphi_1^\mu, \varphi_2^\mu, \dots\}$ is contained in the $L^2(\mu)$ -closure of $\{\varphi_1^\nu, \varphi_2^\nu, \dots\}$. This

concludes the proof. \square

Proof of Lemma 3. For item (i), we have

$$\mathbb{E}\varepsilon_t(x) = \mathbb{E}\left\{ \mathbb{E}\left[\widehat{F}_t(x) - F_t(x) | \Xi \right] \right\} = \mathbb{E}\left\{ \mathbb{E}\left[\widehat{F}_t(x) | \Xi \right] - F_t(x) \right\}.$$

Now

$$\mathbb{E}\left[\widehat{F}_t(x) | \Xi \right] = \frac{1}{q_t} \sum_{i=1}^{q_t} \mathbb{E}\left[\mathbb{I}_{\{X_{it} \leq x\}} | \Xi \right] = F_t(x). \quad (\text{B.2})$$

For (ii), write

$$\begin{aligned} \mathbb{E}[F_t(x)\varepsilon_{t+k}(y)] &= \mathbb{E}\left\{ \mathbb{E}\left[F_t(x)\widehat{F}_{t+k}(y) - F_t(x)F_{t+k}(y) | \Xi \right] \right\} \\ &= \mathbb{E}\left\{ F_t(x)\mathbb{E}\left[\widehat{F}_{t+k}(y) | \Xi \right] - F_t(x)F_{t+k}(y) \right\} = 0 \end{aligned}$$

by (B.2).

To establish (iii) write

$$\begin{aligned} \mathbb{E}[\varepsilon_t(x)\varepsilon_{t+k}(y)] &= \mathbb{E}\left[\left(\widehat{F}_t(x) - F_t(x) \right) \left(\widehat{F}_{t+k}(y) - F_{t+k}(y) \right) \right] \\ &= \mathbb{E}\left\{ \mathbb{E}\left[\widehat{F}_t(x)\widehat{F}_{t+k}(y) | \Xi \right] - F_{t+k}(y)\mathbb{E}\left[\widehat{F}_t(x) | \Xi \right] \right\} \\ &\quad + \mathbb{E}\left\{ F_t(x)F_{t+k}(y) - F_t(x)\mathbb{E}\left[\widehat{F}_{t+k}(y) | \Xi \right] \right\} \\ &= \mathbb{E}\left\{ \mathbb{E}\left[\widehat{F}_t(x)\widehat{F}_{t+k}(y) | \Xi \right] - F_{t+k}(y)F_t(x) \right\} \end{aligned}$$

via (B.2) again. Then

$$\mathbb{E}\left[\widehat{F}_t(x)\widehat{F}_{t+k}(y) \right] = \frac{1}{q_t q_{t+k}} \sum_{i=1}^{q_t} \sum_{j=1}^{q_{t+k}} \mathbb{E}\left[\mathbb{I}_{[X_{it} \leq x]} \mathbb{I}_{[X_{j,t+k} \leq y]} | \Xi \right],$$

but

$$\begin{aligned}\mathbb{E}[\mathbb{I}_{[X_{it} \leq x]} \mathbb{I}_{[X_{j,t+k} \leq y]} | \Xi] &= \mathbb{P}[X_{it} \leq x, X_{j,t+k} \leq y | \Xi] \\ &= F_t(x) F_{t+k}(y)\end{aligned}$$

by the cyclic-independence assumption via (2). This yields the stated result. \square

Proof of Theorem 3. This is an immediate consequence of the stated assumptions and is left as an exercise. \square

Proof of Lemma 4. Without loss of generality, let $k = 1$. We have

$$C_1(x, y) = \sum_{i=1}^d \sum_{j=1}^d (\mathbb{E} Z_{0i} Z_{1j}) \varphi_i(x) \varphi_j(y).$$

625 This establishes $\text{Ran}(C_1^\mu) \subset \text{Ran}(C_0^\mu)$. Clearly the reverse inclusion holds if and only if $(\mathbb{E} Z_{0i} Z_{1j})_{ij}$ is full-rank, as stated. The details can be found in the proof of Proposition 1 in Bathia et al. [14]. \square

Proof of Corollary 2. For simplicity and without loss of generality, assume that the required full-rank property holds with $k = 1$. Let $p = 1$. Thus R^μ is the integral operator with kernel

$$R_\mu(x, y) = \int C_1(x, z) C_1(y, z) d\mu(z).$$

Put another way we have $R^\mu = C_1^\mu (C_1^\mu)^*$, where C_1^μ is the integral operator with kernel $C_1(x, y)$ and $*$ means adjoining. Now use Lemma 4 and the fact
630 that $\overline{\text{Ran}(TT^*)} = \overline{\text{Ran}(T)}$ for any bounded linear operator T on a separable Hilbert space. \square

Proof of Proposition 2. Recall that $\|\psi_j\|$ and $\|\widehat{\psi}_j\|$ are equal to 1 by construction, and notice that both $\|\widehat{\mathbb{E}}F_0\|$ and $\|\widehat{F}_t\|$ are bounded by $|\mu|^{1/2}$ almost surely, where $|\mu| = \mu(\mathbb{R})$. Also notice that both ψ_j and $-\psi_j$ are normalized eigenfunc-
635 tions of R^μ . We assume that the ‘right’ one has been picked.

Now we have

$$\begin{aligned}|\widehat{W}_{tj} - W_{tj}| &= \left| \langle \widehat{F}_t - \widehat{\mathbb{E}}F_0, \widehat{\psi}_j \rangle - \langle F_t - \mathbb{E}F_0, \psi_j \rangle \right| \\ &\leq \left| \langle \widehat{F}_t - F_t, \psi_j \rangle \right| + \left| \langle \widehat{F}_t, \widehat{\psi}_j - \psi_j \rangle \right| + \left| \langle \mathbb{E}F_0, \psi_j \rangle - \langle \widehat{\mathbb{E}}F_0, \widehat{\psi}_j \rangle \right|.\end{aligned}$$

The second term in the RHS above is bounded by $\|\widehat{F}_t\| \cdot \|\widehat{\psi}_j - \psi_j\|$, whereas the last term is

$$\begin{aligned} \left| \langle \mathbb{E}F_0, \psi_j \rangle - \langle \widehat{\mathbb{E}}F_0, \widehat{\psi}_j \rangle \right| &= \left| \langle \mathbb{E}F_0 - \widehat{\mathbb{E}}F_0, \psi_j \rangle + \langle \widehat{\mathbb{E}}F_0, \psi_j - \widehat{\psi}_j \rangle \right| \\ &\leq \|\mathbb{E}F_0 - \widehat{\mathbb{E}}F_0\| \cdot \|\psi_j\| + \|\widehat{\mathbb{E}}F_0\| \cdot \|\psi_j - \widehat{\psi}_j\|. \end{aligned}$$

Noticing that $|\langle \widehat{F}_t - F_t, \psi_j \rangle| \leq \|\widehat{F}_t - F_t\| \cdot \|\psi_j\|$ establishes (17). \square

Proof of Theorem 4. We shall consider the case $q_t = q^* \equiv q$ for all t . The general case can be obtained through a similar argument by summing t over the sets $\{t \leq n : q_t = k\}$.

640 Recall that the map $\nu \mapsto (x \mapsto \nu(-\infty, x])$ from $M_1(\mathbb{R})$ to $L^2(\mu)$ is continuous (see the proof of Lemma 6). Thus, by the Continuous Mapping Theorem, the assumption that $n^{-1} \sum_{t=1}^n \xi_t \rightarrow \mathbb{E}\xi_0$ in probability implies that $n^{-1} \sum_{t=1}^n F_t \rightarrow \mathbb{E}F_0$ in probability (in $L^2(\mu)$). This establishes (i). Item (ii) is left as an exercise.

For the last assertion in the Theorem, let

$$H_{it}(x) := \mathbb{I}_{[X_{it} \leq x]} - F_t(x).$$

Observe that H_{it} is a strong order 2 (indeed, bounded) random element in the Hilbert space $L^2(\mu)$. Now notice that

$$\|\widehat{\mathbb{E}}F_0 - \mathbb{E}F_0\| \leq \frac{1}{q} \sum_{i=1}^q \left\{ \left\| \frac{1}{n} \sum_{t=1}^n H_{it} \right\| + \left\| \frac{1}{n} \sum_{t=1}^n F_t - \mathbb{E}F_0 \right\| \right\}.$$

645 The second term in the above sum is $O_{\mathbb{P}}(n^{-1/2})$ by assumption. For the first term, we will need the following result.

Lemma 7 (Hilbert space Hoeffding Inequality. Boucheron et al. [22, p. 172]).

Let H_1, \dots, H_n be independent, centered random elements in a separable Hilbert space \mathcal{H} . If for some $c > 0$ one has $\|H_t\| \leq c/2$ for all t , then for each $\epsilon \geq c/2$ it holds that

$$\mathbb{P} \left[\left\| \sum_{t=1}^n H_t \right\| > \sqrt{n}\epsilon \right] \leq \exp \left(-\frac{(\epsilon - c/2)^2}{c^2/2} \right).$$

The assumption that (ξ_t, X_τ) is cyclic-independent ensures that $(H_{it}|\Xi : t = 1, 2, \dots)$ is an independent sequence of centered random elements in $L^2(\mu)$, with $\|H_{it}\| \leq \sqrt{|\mu|}$. Thus, for $c = 2\sqrt{|\mu|}$, we have

$$\mathbb{P}\left[\left\|\sum_{t=1}^n H_{it}\right\| > \sqrt{n}\epsilon \mid \Xi\right] \leq \exp\left(-\frac{(\epsilon - c/2)^2}{c^2/2}\right), \quad \text{almost surely.}$$

Taking expectation on both sides yields the stated result. \square

Proof of Theorem 5. Without loss of generality, let $p = 1$. Recall that

$$C_1(x, y) = \mathbb{E}F_0(x)F_1(y) - \mathbb{E}F_0(x)\mathbb{E}F_0(y).$$

A straightforward calculation establishes that

$$\widehat{C}_1(x, y) = \frac{1}{n-1} \sum_{t=1}^{n-1} \widehat{F}_t(x)\widehat{F}_{t+1}(y) - \widehat{\mathbb{E}}F_0(x)\widehat{E}F_0(y) + o_{\mathbb{P}}(1)$$

in $L^2(\mu \otimes \mu)$. Since, by Theorem 4, we have that $\widehat{\mathbb{E}}F_0(x)\widehat{E}F_0(y) = \mathbb{E}F_0(x)\mathbb{E}F_0(y) + o_{\mathbb{P}}(1)$ in $L^2(\mu \otimes \mu)$, it only remains to show that

$$\frac{1}{n} \sum_{t=1}^n \widehat{F}_t(x)\widehat{F}_{t+1}(y) = \mathbb{E}F_0(x)F_1(y) + o_{\mathbb{P}}(1)$$

in $L^2(\mu \otimes \mu)$. We shall consider the case $q_t = q^* \equiv q$ for all t . The general case can be obtained through a similar argument by summing t over the sets $\{t \leq n : q_t = k\}$. We have

$$\begin{aligned} \left| \frac{1}{n} \sum_{t=1}^n \widehat{F}_t(x)\widehat{F}_{t+1}(y) - \mathbb{E}F_0(x)\mathbb{E}F_0(y) \right| &\leq \left| \frac{1}{n} \sum_{t=1}^n \widehat{F}_t(x)\widehat{F}_{t+1}(y) - \frac{1}{n} \sum_{t=1}^n F_t(x)F_{t+1}(y) \right| \\ &\quad + \left| \frac{1}{n} \sum_{t=1}^n F_t(x)F_{t+1}(y) - \mathbb{E}F_0(x)\mathbb{E}F_0(y) \right|. \end{aligned}$$

The second term in the above sum is $o_{\mathbb{P}}(1)$ in $L^2(\mu \otimes \mu)$, by hypothesis. For the first term, we have

$$\left| \frac{1}{n} \sum_{t=1}^n \left(\widehat{F}_t(x)\widehat{F}_{t+1}(y) - F_t(x)F_{t+1}(y) \right) \right| \leq \frac{1}{q^2} \sum_{i=1}^q \sum_{j=1}^q \left| \frac{1}{n} \sum_{t=1}^n Y_t^{ij}(x, y) \right|,$$

where

$$Y_t^{ij}(x, y) := \mathbb{I}_{[X_{it} \leq x] \cap [X_{j, t+1} \leq y]} - F_t(x)F_{t+1}(y).$$

Clearly $(Y_t^{ij} : t = 1, 2, \dots)$ is a sequence of random elements in $L^2(\mu \otimes \mu)$. Moreover, the assumption that (ξ_t, X_τ) is cyclic-independent ensures that $(Y_{2t}^{ij} | \Xi : t = 1, 2, \dots)$ is a *centered, independent* sequence of random elements in $L^2(\mu \otimes \mu)$. The same is true of $(Y_{2t-1}^{ij} | \Xi : t = 1, 2, \dots)$. Thus, by the Law of Large Numbers for Hilbert spaces, one has

$$\lim_{n \rightarrow \infty} \mathbb{P} \left(\left\| \frac{1}{n} \sum_{t=1}^n Y_{2t}^{ij} \right\|_{L^2(\mu \otimes \mu)} > \epsilon \mid \Xi \right) = 0, \quad \text{almost surely,}$$

and since the above sequence is bounded by 1, the Lebesgue Dominated Convergence Theorem gives

$$\lim_{n \rightarrow \infty} \mathbb{P} \left(\left\| \frac{1}{n} \sum_{t=1}^n Y_{2t}^{ij} \right\|_{L^2(\mu \otimes \mu)} > \epsilon \right) \rightarrow 0.$$

This establishes that $\widehat{C}_1(x, y) = C_1(x, y) + o_{\mathbb{P}}(1)$ in $L^2(\mu \otimes \mu)$, and hence $\|\widehat{C}_1^\mu - C_1^\mu\|_{HS} = o_{\mathbb{P}}(1)$. Continuity of the operations of adjoining and composition
650 imply that $\|\widehat{R}^\mu - R^\mu\| = o_{\mathbb{P}}(1)$. The remaining assertions are an immediate consequence of Theorem 1.1 in Mas and Menneteau [17]. \square

Proof of Theorem 6. Notice that condition C2 in Bathia et al. [14] is immediately satisfied in our setting. Their conditions C1 and C3 correspond to the assumptions in Theorem 6. Condition C4 there is item (ii) in our Lemma 3. It
655 only remains to observe that their proof is valid in any separable Hilbert space and not only in $L^2([a, b])$. \square

Proof of Corollary 3. We will give the proof of item (ii). The other assertion can be established in a similar manner.

Let $\epsilon > 0$. Define the events

$$\begin{aligned} A_1^t &:= \left[\|\widehat{F}_t - F_t\| \leq \delta \right] \\ A_2 &:= \left[\|\widehat{\mathbb{E}}F_0 - \mathbb{E}F_0\| \leq \epsilon/2 \right] \\ A_3 &:= \left[\|\widehat{\psi}_j - \psi_j\| \leq \epsilon/2 \right] \\ B^t &:= \left[|\widehat{W}_{tj} - W_{tj}| \leq \delta + \epsilon \right]. \end{aligned}$$

Likewise, set

$$A_1 := \bigcap_{t=1}^n A_1^t = \left[\max_{1 \leq t \leq n} \|\widehat{F}_t - F_t\| \leq \delta \right]$$

$$B := \bigcap_{t=1}^n B^t = \left[\max_{1 \leq t \leq n} |\widehat{W}_{tj} - W_{tj}| \leq \delta + \epsilon \right].$$

By Proposition 2, $A_1 \cap A_2 \cap A_3 \subset B$. Thus

$$\begin{aligned} \mathbb{P}[B^c] &\leq \mathbb{P}[A_1^c \cup A_2^c \cup A_3^c] \\ &\leq \mathbb{P}[A_1^c] + \mathbb{P}[A_2^c] + \mathbb{P}[A_3^c]. \end{aligned}$$

Under suitable conditions (for instance, in the hypotheses of Theorems 4 and 5 or 6), for sufficiently large n one has $\mathbb{P}(A_2^c) < \epsilon/2$ and similarly for $\mathbb{P}(A_3^c)$. Now, since by hypothesis (ξ_t, X_τ) is cyclic-independent and δ -conjugate, we have $\mathbb{P}[A_1 | \Xi] = \Pi_{t=1}^n \mathbb{P}[A_1^t | \Xi] = \Pi_{t=1}^n (1 - \mathbb{P}[(A_1^t)^c | \Xi]) \geq \Pi_{t=1}^n (1 - \delta) = (1 - \delta)^n \geq 1 - n\delta$ by the Bernoulli inequality. This establishes the stated result. \square

Proof of Proposition 3. See Theorem 3 in Bathia et al. [14] and the Appendix B therein. \square

Proof of Proposition 4. See Proposition 2 in Bathia et al. [14] and the Appendix B therein. \square

References

- [1] D. Bosq, Linear Processes in Function Spaces: Theory and Applications, Vol. 149 of Lecture Notes in Statistics, Springer-Verlag New York, 2000. [doi:10.1007/978-1-4612-1154-9](https://doi.org/10.1007/978-1-4612-1154-9).
- [2] P. Billingsley, Convergence of Probability Measures, Vol. 493 of Wiley Series in Probability and Statistics, John Wiley & Sons, 1999. [doi:10.1002/9780470316962](https://doi.org/10.1002/9780470316962).
- [3] K. R. Parthasarathy, Probability Measures on Metric Spaces, Vol. 352, American Mathematical Society, 1967.

- [4] A. van der Vaart, J. Wellner, Weak Convergence and Empirical Processes, Springer Series in Statistics, Springer-Verlag New York, 1996. doi:10.1007/978-1-4757-2545-2.
- [5] M. Ledoux, M. Talagrand, Probability in Banach Spaces: Isoperimetry and Processes, Vol. 23 of Classics in Mathematics, Springer-Verlag Berlin Heidelberg, 1991. doi:10.1007/978-3-642-20212-4.
- [6] N. Vakhania, V. Tarieladze, S. Chobanyan, Probability Distributions on Banach Spaces, Vol. 14 of Mathematics and its Applications, Springer Netherlands, 1987. doi:10.1007/978-94-009-3873-1.
- [7] J. Ramsay, B. W. Silverman, Functional Data Analysis, Springer Series in Statistics, Springer-Verlag New York, 1998. doi:10.1007/b98888.
- [8] S. Dabo-Niang, F. Ferraty (Eds.), Functional and Operatorial Statistics, Contributions to Statistics, Physica-Verlag Heidelberg, 2008. doi:10.1007/978-3-7908-2062-1.
- [9] M. Benko, W. Härdle, A. Kneip, Common functional principal components, The Annals of Statistics 37 (1) (2009) 1–34. doi:10.1214/07-AOS516.
- [10] F. Ferraty, P. Vieu, Nonparametric Functional Data Analysis: Theory and Practice, Springer Series in Statistics, Springer-Verlag New York, 2006. doi:10.1007/0-387-36620-2.
- [11] J. Damon, S. Guillas, Estimation and Simulation of Autoregressive Hilbertian Processes with Exogenous Variables, Statistical Inference for Stochastic Processes 8 (2) (2005) 185–204. doi:10.1007/s11203-004-1031-6.
- [12] V. M. Panaretos, S. Tavakoli, Cramér–Karhunen–Loève representation and harmonic principal component analysis of functional time series, Stochastic Processes and their Applications 123 (7) (2013) 2779–2807. doi:doi:10.1016/j.spa.2013.03.015.

- [13] P. Hall, C. Vial, Assessing the finite dimensionality of functional data,
705 Journal of the Royal Statistical Society: Series B (Statistical Methodology)
68 (4) (2006) 689–705. [doi:10.1111/j.1467-9868.2006.00562.x](https://doi.org/10.1111/j.1467-9868.2006.00562.x).
- [14] N. Bathia, Q. Yao, F. Zieglemann, Identifying the finite dimensionality
of curve time series, The Annals of Statistics 38 (6) (2010) 3352–3386.
[doi:doi:10.1214/10-AOS819](https://doi.org/10.1214/10-AOS819).
- 710 [15] R. C. Bradley, Basic properties of strong mixing conditions. a survey and
some open questions, Probability Surveys 2 (2) (2005) 107–144.
- [16] D. Bosq, Estimation of Mean and Covariance Operator of Autoregressive
Processes in Banach Spaces, Statistical inference for stochastic processes
5 (3) (2002) 287–306. [doi:10.1023/A:1021279131053](https://doi.org/10.1023/A:1021279131053).
- 715 [17] A. Mas, L. Menneveau, High Dimensional Probability III, Vol. 55 of
Progress in Probability, Birkhäuser Basel, 2003, Ch. Perturbation Ap-
proach Applied to the Asymptotic Study of Random Operators, pp. 127–
134. [doi:10.1007/978-3-0348-8059-6_8](https://doi.org/10.1007/978-3-0348-8059-6_8).
- [18] A. Mas, Weak convergence for the covariance operators of a hilbertian linear
720 process, Stochastic Processes and their Applications 99 (1) (2002) 117–135.
[doi:doi:10.1016/S0304-4149\(02\)00087-X](https://doi.org/10.1016/S0304-4149(02)00087-X).
- [19] P. Kokoszka, M. Reimherr, Asymptotic normality of the principal compo-
nents of functional time series, Stochastic Processes and their Applications
123 (5) (2013) 1546–1562. [doi:doi:10.1016/j.spa.2012.12.011](https://doi.org/10.1016/j.spa.2012.12.011).
- 725 [20] H. König, Eigenvalue Distribution of Compact Operators, Vol. 16 of
Operator Theory: Advances and Applications, Birkhäuser Basel, 1986.
[doi:10.1007/978-3-0348-6278-3](https://doi.org/10.1007/978-3-0348-6278-3).
- [21] E. H. Lieb, M. Loss, Analysis, 2nd Edition, Vol. 14 of Graduate Studies in
Mathematics, American Mathematical Society, 2001.

- ⁷³⁰ [22] S. Boucheron, G. Lugosi, P. Massart, Concentration Inequalities: A Nonasymptotic Theory of Independence, Oxford University Press, 2013.