

DISCOVERY OF A METAL-POOR FIELD GIANT WITH A GLOBULAR CLUSTER SECOND-GENERATION ABUNDANCE PATTERN

J. G. FERNÁNDEZ-TRINCADO¹

(AND CO-AUTHORS AND AFFILIATIONS CAN BE FOUND AFTER THE ACKNOWLEDGEMENTS)

¹ Institut Utinam, CNRS UMR 6213, Université de Franche-Comté, OSU THETA Franche-Comté-Bourgogne, Observatoire de Besançon, BP 1615, 25010 Besançon Cedex, France; jfernandez@obs-besancon.fr ; jfernandezt87@gmail.com

ABSTRACT

We report on the direct detection from observations obtained with the APOGEE survey of a metal-poor ($[\text{Fe}/\text{H}] = -1.3$) field giant star in the Milky Way, with an extreme Mg-Al abundance ($[\text{Mg}/\text{Fe}] = 0.31$; $[\text{Al}/\text{Fe}] = 1.49$) seen only among the secondary population of globular clusters. This star, 2M16011638-1201525 found using SDSSIII/APOGEE data also shows particularly atypical light-element patterns not seen among Galactic disk field stars, indicating that it could have been born in a globular cluster. We explore several explanations, in particular studying the orbit of the star to check the probability of it being related to known globular clusters. With the use of a Monte Carlo scheme, we performed simple orbital integrations assuming the estimated distance of 2M16011638-1201525 and the available six-dimensional phase-space coordinates of 63 globular clusters, looking for close encounters in the past with a minimum distance approach within the tidal radius for each cluster. We found a very low probability that 2M16011638-1201525 was ejected from most globular clusters; but, we note that the best progenitor candidate to host this star is globular cluster ω Centauri (also known as NGC 5139). However, our dynamical studies demonstrate that 2M16011638-1201525 reaches a distance $|Z_{\text{max}}| < 3$ kpc from the Galactic plane and a minimum approach to the Galactic center of $R_{\text{min}} < 0.62$ kpc in an eccentric ($e \sim 0.53$) and retrograde orbit, raising the possibility that this star has been dynamically ejected into the Milky Way disk from the halo.

Keywords: stars: abundances — stars: Population II — globular clusters: general — Galaxy: structure — Galaxy: formation

1. INTRODUCTION

It is a well-known supposition that second-generation stars should make up a significant fraction of the stellar content of most Galactic globular clusters (GCs, [Vesperini et al. 2010](#)), which display unique chemical inhomogeneities in their abundance of light elements involved in proton-capture processes such as C, N, O, F, Na, Al, Mg, and Si (e.g., [Gratton et al. 2012](#); [Mészáros et al. 2015](#), and references therein), and provide useful information about the environments in which they were formed. It is also claimed that a fraction of GC populations show a pronounced $[\text{Al}/\text{Fe}]$ and $[\text{Mg}/\text{Fe}]$ anti-correlation (e.g., [Carretta et al. 2009](#); [Lind et al. 2015](#); [Mészáros et al. 2015](#)), a remarkable characteristic (i.e., a *chemical fingerprint*) of some particular second generation stars, implying that most of them were born in GCs.

Interestingly, it has been found that ~ 3 % of field stars in the Galaxy show atypical light-element patterns similar to those seen only among the secondary popu-

lation of Galactic GCs (e.g., [Martell et al. 2011](#)). They could be explained by the escape of individual stars from those systems ([Carollo et al. 2013](#); [Fernández-Trincado et al. 2015a,b](#); [Fernández-Trincado 2016](#); [Anguiano et al. 2016](#)). Only a few studies confirm the existence of such stars in the Galactic field: (i) [Ramírez et al. \(2012\)](#) found an elevated ratio in Na/O abundance ratio in two field halo dwarf stars; (ii) [Lind et al. \(2015\)](#) recently discovered a metal-poor field halo star with high Al-Mg ratio; and (iii) more recently, [Schiavon et al. \(2016\)](#) confirmed elevated nitrogen abundances, anti-correlated with $[\text{C}/\text{Fe}]$ and correlated with $[\text{Al}/\text{Fe}]$ abundance characteristic of GC populations in 59 giant stars in fields centered on the Galactic bulge. These light-element abundance inhomogeneities found in non-GC stars, are particularly important for understanding how many Galactic field stars could have been deposited by GCs.

In this Letter, we report on the first discovery of a peculiar giant star in the Milky Way, that stands out in its

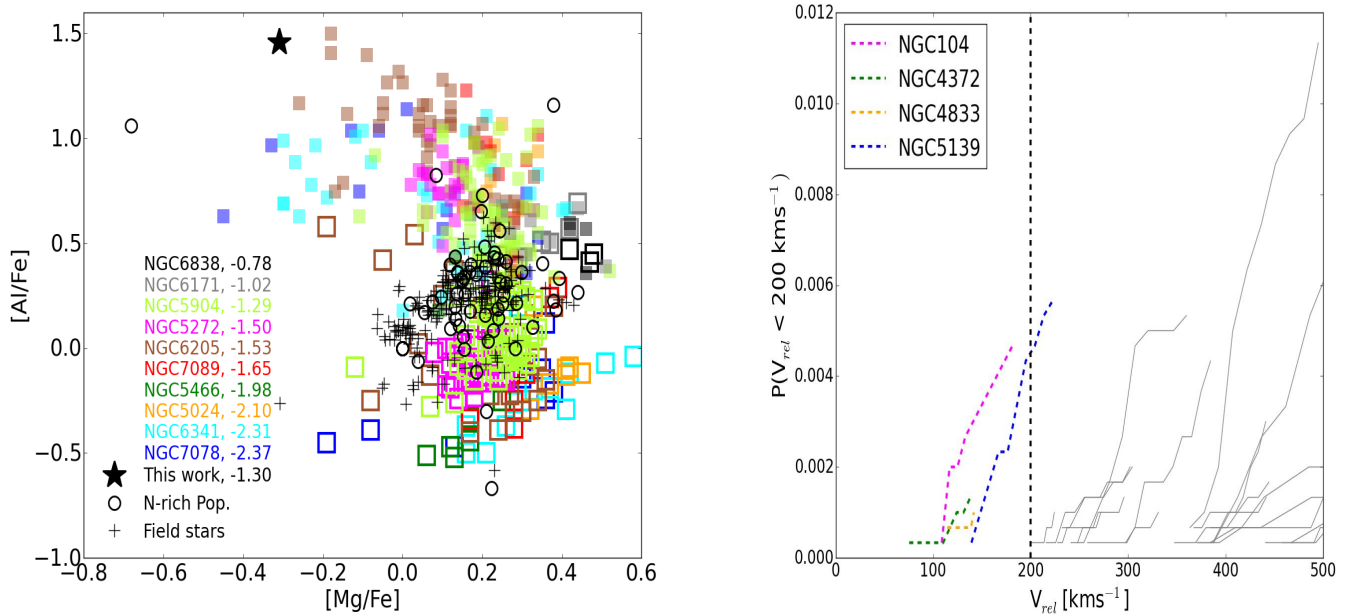


Figure 1. Left: Al and Mg abundances of 393 red giant stars in 10 GCs from Mészáros et al. (2015), first generation is marked as open square symbols, and second-generation as filled square symbols. The average metallicity ($[\text{Fe}/\text{H}]$) is listed after the cluster name. The black star symbol represents the star analysed in this work, the black open circles the Schiavon et al. (2016) sample, and plus symbols correspond to 211 stars with available ASPCAP abundances in the same field of 2M16011638-1201525. Right: Cumulative probability distribution of the relative velocities (V_{rel}) during close encounters between 2M16011638-1201525 and Galactics GC from Moreno et al. (2014). The vertical dashed line shows the velocity threshold (200 km s^{-1}) adopted in this work.

very low magnesium and high aluminium abundance, as well as a significantly higher level of other light-element abundance patterns like nitrogen ($[\text{N}/\text{Fe}] > 1.0$). In this sense, this star could be the most convincing evidence yet for a Galactic star stripped from a GC.

2. A PECULIAR GIANT STAR OBSERVED BY APOGEE

The star of interest was found in the Apache Point Observatory Galactic Evolution Experiment (APOGEE, Zasowski et al. 2013; Majewski et al. 2015), a near-infrared spectroscopic survey, part of the Sloan Digital Sky Survey III (SDSS-III; Eisenstein et al. 2011), targeting primarily Milky Way red giants, at a resolution of $R \approx 22,500$, acquired with the APOGEE multi-object spectrograph mounted at the SDSS 2.5m telescope (Gunn et al. 2006). We refer the reader to Holtzman et al. (2015) and Nidever et al. (2015) for detailed information on the data, and the data reduction pipeline.

We turn our attention to the giant star 2M16011638-1201525, with high $[\text{Al}/\text{Fe}] = 1.49$ and a strongly depleted $[\text{Mg}/\text{Fe}] = -0.31$ (manually confirmed by

MOOG¹). 2M16011638-1201525 has been identified as part of a sample of ~ 265 giant stars originally surveyed spectroscopically as part of APOGEE in a field centered on $(l, b) = (0, +30)$, having reliable ($S/N > 70$) and unusual chemical abundances, and a high quality stellar radial velocity. Figure 1 shows example of the typical chemical abundances available from the DR12 APOGEE results, and in particular we show that 2M16011638-1201525 is that with the most extreme abundance. No Galactic GC is known (Harris 1996) near the field. 2M16011638-1201525 shows a radial velocity dispersion (v_{scatter}) less than 1 km s^{-1} over 4 visits, which makes it unlikely to be a variable star or a binary star. We also examine variations between 2MASS and DENIS magnitudes and USNO-B catalogs, and find no evidence for photometric variations between those catalogs, i.e., $(K_{2\text{MASS}} - K_{\text{DENIS}}) = -0.016$, and $(R1 - R2) = 0.07$.

Figure 1 shows the light-element anomalies of 2M16011638-1201525, in this case for Al and Mg abundances. Such extreme values of Al enhancements and Mg depletions are only observed in second-generation GC population, as seen in Figure 1, which includes abun-

¹ <http://www.as.utexas.edu/~chris/moog.html>

dances for 393 red giant stars in 10 GC from [Mészáros et al. \(2015\)](#) and 59 bona fide field nitrogen rich stars from [Schiavon et al. \(2016\)](#).

The main atmospheric parameters (T_{eff} , $\log g$, and $[\text{Fe}/\text{H}]$) of 2M16011638-1201525 were checked using an extended and updated version of iSpec² ([Blanco-Cuaresma et al. 2014](#)) to work in the spectral regime of APOGEE ($\sim 1.51 \mu\text{m}$ to $1.7 \mu\text{m}$). For a set of atmospheric parameters, and atomic data, iSpec generates synthetic spectra, computed from the ATLAS atmosphere model, [Kurucz \(2005\)](#), and minimises the difference with the observed spectrum using a least-squares algorithm.

We adopt the iSpec recommended stellar parameters from MARCS model ($T_{\text{eff}} = 4572 \pm 100 \text{ K}$, $\log g = 1.66 \pm 0.1$, and $[\text{Fe}/\text{H}] = -1.30 \pm 0.1$), these values are entirely consistent with that obtained by ASPCAP pipeline ([García Pérez et al. 2016](#)), $T_{\text{eff}} = 4575 \pm 92 \text{ K}$, $\log g = 1.61 \pm 0.11$, i.e., and $[\text{Fe}/\text{H}] = -1.31 \pm 0.05$.

In this work³, we focus on the abundances of Al, Mg, C, N, and O, which are typical chemical signatures of GCs ([Schiavon et al. 2016](#)). For 2M16011638-1201525 we have done a manual inspection of the best MOOG (v. Jan2016, [Snedden 1973](#)) fitted synthesis of Al, Mg, C, N, and O lines, using atomic and molecular species, the more recent OH line list by ([Brooke et al. 2016](#)), and Solar abundances values from [Asplund et al. \(2005\)](#). The best MOOG fitted synthesis of Al and Mg lines for 2M16011638-1201525 are shown in Figure 2. For our manual analysis we adopted the best fit of atmospheric stellar parameters recommended by iSpec in good agreement with other independent analysis and methods. Table 1 gives these abundances, and those as derived by APSCAP pipeline using a different line list of atomic and molecular species. For comparison the abundances derived from the photometric effective temperatures is given in the same table.

We note a discrepancy with the estimated photometric effective temperatures calculated from the $J-K$ colors, i.e., $T_{\text{eff}, J-K}^{\text{WISE}} \sim 4340 \text{ K}$, and $\langle A_K^{\text{WISE}} \rangle \sim 0.157 \text{ mag}$ (derived from the Rayleigh Jeans Color Excess (RJCE) method, [Majewski et al. 2011](#)), the photometric temperature was derived using the [González Hernández & Bonifacio \(2009\)](#) relation. This mismatch comes from fundamentally different measures, i.e., stellar color excess versus far-IR dust emission. We highlight that this discrepancy does not affect the main result of this work,

² <http://www.blancocuaresma.com/s/iSpec/>

³ To facilitate the reproducibility and reuse of our results, we have made all the simulations available in a public repository at <https://github.com/Fernandez-Trincado/SDSS-IV-Project0184/blob/master/README.md>

Table 1. Chemical abundances of 2M16011638-1201525

	APOGEE DR12	This work	Photometric
	T_{eff}	T_{eff}	T_{eff}
	4575 K	4572 K	4340 K
[Fe/H]	-1.31	-1.30	-1.30
[C/Fe]	0.09	-0.15	-0.06
[N/Fe]	1.08	1.46	1.05
[O/Fe]	0.21	-0.06	0.03
[Mg/Fe]	-0.04	-0.31	-0.43
[Al/Fe]	1.06	1.49	1.28

Table 2. Phase-space data

Coordinates	(J2000)
(α , δ)	(240°.31825, $-12^\circ.03127$)
(l , b)	(358°.87794, $29^\circ.5692$)
Heliocentric Distance	[kpc]
	(2.67 ± 0.68) ^a
	(2.94 ± 0.62) ^b
V_{los}	[km s ⁻¹]
	(82.23 ± 0.84) ^a
	(84.68 ± 0.79) ^c
Proper Motions	($\mu_\alpha \cos \delta$, μ_δ)
	(mas yr ⁻¹)
	(-11.5 ± 1.7 , -16.9 ± 1.7) ^d
	(-12.3 ± 2.1 , -16.0 ± 2.1) ^e
	(-15.7 ± 2.7 , -17.2 ± 2.4) ^f

NOTE—^a[Kordopatis et al. \(2013\)](#); ^b[Hayden et al. \(2014\)](#); ^cSDSS-III/APOGEE; ^dUCAC4; ^ePPMXL; ^fTycho-2.

about the extreme abundances of Mg, Al, and N, (see Table 1).

3. GALACTIC MODEL AND SIMULATIONS

We performed a series of orbital⁴ integrations using a semi-analytical, multicomponent model of the Milky Way potential to predict the orbital parameters of 2M16011638-1201525 in the Galaxy, based on the reliable (Table 2) six-dimensional phase space coordinates (3D position and 3D velocity).

We consider axisymmetric and non-axisymmetric Galactic models including a prolate bar and spiral arms structures. The relevant parameters employed in the bar and the spiral arms are the same as those explained in [Moreno et al. \(2014\)](#).

We employ the kinematical parameters of

⁴ We have adopted a righthanded coordinate system for (U, V, W), so that they are positive in the directions of the galactic center, galactic rotation, and north galactic pole, respectively.

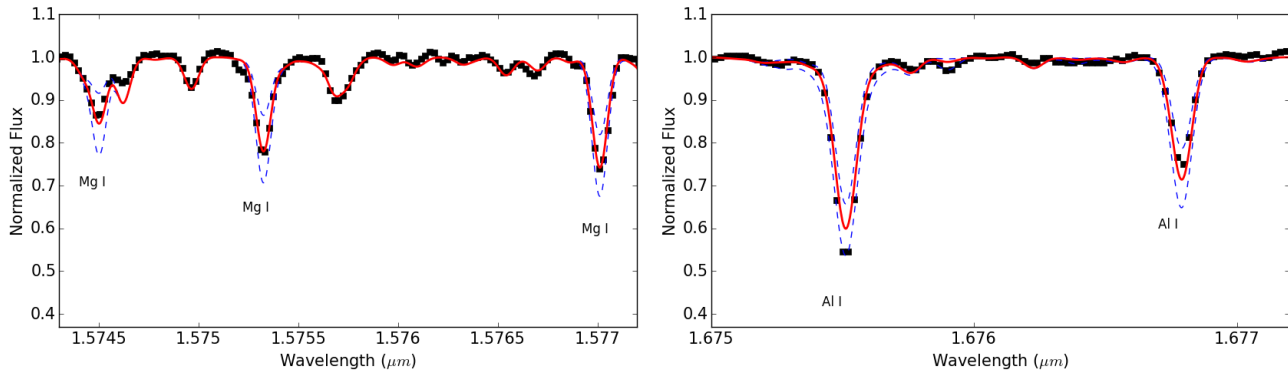


Figure 2. Observed ($S/N \sim 700$) and its best synthetic spectra ($T_{\text{eff}} = 4572$ K, $\log g = 1.66$, $[\text{Fe}/\text{H}] = -1.30$) of Mg I and Al I lines in the H band for 2M16011638-1201525. The black symbols show the observed spectrum, and the red line represent the synthetic spectrum with an abundance that best matches Mg I and Al I lines. The blue lines correspond to synthetic spectrum abundance choices that are offset from the best fit by ± 0.5 dex (blue dashed line).

2M16011638-1201525 and those associated with the Galactic model, and consider their corresponding uncertainties as 1σ variations in a Gaussian Monte Carlo sampling. The adopted Solar motion with its uncertainties is $(U, V, W)_{\odot} = (-11.1 \pm 1.2, 12.24 \pm 2.1, 7.25 \pm 0.6)$ km s $^{-1}$ (e.g., Schönrich et al. 2010; Brunthaler et al. 2011). In each computed orbit we obtain the following orbital parameters: maximum distance from the Galactic plane, Z_{max} ; maximum and minimum Galactocentric radii, r_{max} and r_{min} ; and the orbital eccentricity defined as $e = (r_{\text{max}} - r_{\text{min}})/(r_{\text{max}} + r_{\text{min}})$.

To estimate the effect of axisymmetric and non-axisymmetric components of the Galactic potential in the computed orbital parameters, we consider the following three configurations of the Galactic potential: (i) Model 1: axisymmetric model, which is the direct scaling of the Allen & Santillan (1991) model; (ii) Model 2: the non-axisymmetric model mentioned above, using the prolate bar with the spiral arms; and (iii) Model 3: the non-axisymmetric model using the boxy bar with the spiral arms. In these models the orbits of the star are integrated over 2 Gyr, with 10^4 orbits in Model 1 and 10^3 orbits in Models 2 and 3. We have found that in Models 2 and 3 the computed orbital parameters of 2M16011638-1201525 are very similar, thus not depending sensitively on the assumed model of the Galactic bar.

For the orbital computation of 2M16011638-1201525, we have also tested the set of distances and proper motions given in Table 2; small variations in these observables do not lead to substantial difference in the orbital parameters and does not affect the overall conclusions of this work.

We chose to use the accurate (< 1 km s $^{-1}$) radial velocity from APOGEE. We adopt the spectrophotometric estimated distance from Hayden et al.

(2014) based on Bayesian methods developed to APOGEE data, which is in good agreement with a number of completely independent distance measurements (see Table 2). We have adopted absolute proper motions from the UCAC4 catalogue (Fourth U.S. Naval Observatory CCD Astrograph Catalogue Zacharias et al. 2013), because the error in proper motion (with uncertainties < 2 mas yr $^{-1}$) is smaller compared to other catalogues (see Table 2), and is less affected by potential systematic uncertainties. We note that the small uncertainties on the proper motions are good enough to estimate the space-velocity vector accurately.

In order to study the ejection scenario of 2M16011638-1201525 from a GC, we performed a kinematical analysis using Model 2 over a 2 Gyrs period, based on 3×10^3 Monte Carlo cluster and 2M16011638-1201525 orbits for a sample of 63 Galactic GC with good proper motion measurements (see Moreno et al. 2014).

4. POSSIBLE ORIGINS

In this section we analyze several scenarios that could have led this peculiar star to its current phase space location in the Galaxy.

4.1. A dwarf spheroidal (dSph) galaxy interloper?

As discussed in detail by Lind et al. (2015), stars with low $[\text{Mg}/\text{Fe}]$ -ratios are commonly found in dwarf spheroidal galaxies. However, $[\text{Al}/\text{Fe}]$ enhancement is not expected in these systems (Lind et al. 2015). Therefore, given the high Al enhancement and strongly depleted Mg observed in 2M16011638-1201525, we conclude that it seems unlikely that a nearby dwarf spheroidal galaxy could have hosted 2M16011638-1201525.

4.2. A globular cluster escapee?

A second scenario that might explain the presence of 2M16011638-1201525 in the Milky Way disk, and which can be analyzed with our models, is the ejection from a GC not entirely disrupted.

We have assumed that 2M16011638-1201525 could have been ejected from a given GC, with a relative velocity below a certain threshold ($V_{rel} < 200 \text{ km s}^{-1}$), which may be possible in the interaction of black holes and/or binary systems (see [Fernández-Trincado et al. 2015a](#)). Then, we computed the cumulative probability distribution (see right panel in Figure 1) for the relative velocity (V_{rel}), which is defined as the velocity during each close encounter, occurring at times $t < 2 \text{ Gyr}$ and within a distance less than or equal to the tidal radius of the GC ($\delta r < r_t$; [Moreno et al. 2014](#)). If a close past encounter is probable, then the GC could be identified as a possible progenitor of 2M16011638-1201525.

Our results suggest that our hypothesis of 2M16011638-1201525 being ejected from a given GC is negligible for 59 of them, and very small ($< 0.5\%$) for four possible GC in our sample (see Figure 2): NGC5139 ($\omega \text{ Cen}$), NGC104 (47 Tucanae), NGC4372, NGC4833.

However, other parameters disfavor the proposed hypothesis: 2M16011638-1201525 is metal-poor, $[\text{Fe}/\text{H}] = -1.30 \text{ dex}$, with orbital parameters that reach a distance $|Z_{max}| \sim 3 \text{ kpc}$ from the Galactic plane (see Figure 3), which are not consistent with the typical metallicity ([Harris 1996](#)) and orbital properties ([Moreno et al. 2014](#)) for three of the four mentioned clusters above: NGC104 ($[\text{Fe}/\text{H}] = -0.72 \text{ dex}$, $|Z_{max}| \sim 3.13 \text{ kpc}$), NGC4372 ($[\text{Fe}/\text{H}] = -2.17 \text{ dex}$, $|Z_{max}| \sim 1.57 \text{ kpc}$) and NGC4833 ($[\text{Fe}/\text{H}] = -1.85 \text{ dex}$, $|Z_{max}| \sim 1.54 \text{ kpc}$). Both NGC4372 and NGC4833, are more metal-poor than 2M16011638-1201525, while NGC104 is more metal-rich and particularly with a more Mg-rich population, $[\text{Mg}/\text{Fe}] > 0$, (see [Carretta et al. 2009](#)) than 2M16011638-1201525, which makes these 3 clusters an unlikely origin for the star.

Our chemodynamical results show that among the more probable GCs candidates associated with 2M16011638-1201525, NGC5139 could be a possible progenitor system, being in average metal-poor with a $[\text{Fe}/\text{H}] = -1.53 \text{ dex}$ ([Harris 1996](#)) and an orbit that reaches a distance $|Z_{max}| \sim 1.69 \text{ kpc}$ from the Galactic plane ([Moreno et al. 2014](#)). Additionally, NGC5139 shows enrichment levels spanning from $\sim -1.8 \text{ dex}$ to $\sim -0.5 \text{ dex}$ (e.g., [Villanova et al. 2014](#), and references therein), and atypical light-element abundances with a pronounced Mg-Al anti-correlation (e.g., [Lind et al. 2015](#), see Figure 2 therein) like that seen in 2M16011638-1201525. From Figure 2, we conclude that 2M16011638-1201525 could have been radially ejected in any direction from NGC5139 (blue dashed line in Figure 1) with

a velocity greater than the cluster’s escape velocity, i.e., $V_{rel} > 60.4 \text{ km s}^{-1}$ (see [Fernández-Trincado et al. 2015a](#), and references therein), reaching a resulting total energy (E) and angular momentum (Lz) from the ejection process completely different from the progenitor system. We note that 2M16011638-1201525 is moving on a retrograde orbit ($Lz = -307 \text{ km s}^{-1} \text{ kpc}$) in the same way as NGC5139 ($Lz = -342.5 \text{ km s}^{-1} \text{ kpc}$ [Moreno et al. 2014](#)); this result could strengthen the association of this star with NGC5139.

We also highlight that 2M16011638-1201525 has halo-like radial velocity based on the kinematics predicted by the revised version of the Besançon Galaxy model ([Robin et al. 2014](#)), implying that this star could be interpreted also as a “halo interloper” especially given a retrograde motion, and a peculiar chemical fingerprint that is consistent with the halo population.

4.3. A Galactic bulge interloper?

[Schiavon et al. \(2016\)](#) have recently discovered a new stellar population (called the N-rich population) in the Galactic bulge, which clearly shows atypical light-element patterns, particularly with elevated nitrogen abundance $[\text{N}/\text{Fe}] > 1.0 \text{ dex}$, and abundance patterns characteristic of GC populations. Such abundances are very different from what is seen in the normal stellar population of the Galactic bulge in the same spatial region (i.e., $|b| < 16^\circ$, $-20^\circ < l < 20^\circ$, and $5 \text{ kpc} < d_\odot < 11 \text{ kpc}$).

We also consider a possible scenario where 2M16011638-1201525 could be associated with this new stellar population, since this star shows similar nitrogen enhancement as those of the Schiavon’s sample i.e., 2M16011638-1201525 has elevated nitrogen abundance, $[\text{N}/\text{Fe}] = 1.46 \text{ dex}$ (see Table 1), like the N-rich population. Interestingly, our orbital solutions show that 2M16011638-1201525 passes through the Galactic bulge at its closest approach to the Galactic center $R_{min} \sim 0.62 \text{ kpc}$, and reaches a maximum distance from the Galactic centre at $R_{max} < 7.26 \text{ kpc}$ (see orbit projection in Figure 3), in an eccentric orbit $e = 0.53$. Given its peculiar chemical fingerprint and orbital elements within the Galactic disk, this star could be interpreted as a N-rich bulge interloper. However, the retrograde orbit of 2M16011638-1201525 makes it unlikely.

5. CONCLUSIONS

We made use of high resolution, near-IR spectra from the SDSS-III/APOGEE survey, to convincingly demonstrate for the first time the existence of a star within the Milky Way disk with light-element anomalies associated with the most extreme Mg–Al anti-correlation seen only in the second generation GC populations. Our

orbital computations based on reliable six-dimensional phase space coordinates of this peculiar giant star, 2M16011638-1201525, show that it travels through the Milky Way in a coplanar, eccentric orbit relatively close to the Galactic plane.

A possible explanation of such peculiar chemistry in a disk-like orbit star is that it could be chemically linked with the ω Cen progenitor system, from which it might have been ejected. However, ω Cen is an very complex and unusual stellar system in the Milky Way and its origin is still not well understood (globular cluster or dwarf spheroidal galaxy?). Other GC progenitor candidates could be examined with more detail in the near future, given the upcoming and more accurate six-dimensional phase-space data set that will be produced by the Gaia space mission.

Viewing the results in other chemical abundances such as carbon and nitrogen (see Table 1), we can make a simplistic constraint of other scenarios drawing a star into the Galactic disk with non-typical abundance patterns. For example, a Carbon Enhancement Metal Poor (CEMP) scenario (Lucatello et al. 2005; Allen et al. 2012) is disfavored by the very low magnesium and carbon abundances in 2M16011638-1201525 because CEMP stars are typically enhanced in carbon and not strongly depleted in magnesium (see discussion in Lind et al. 2015). Another possible scenario producing very extreme Mg-Al-N nucleosynthesis could be an association with intermediate mass ($\sim 3 - 6 M_{\odot}$) AGB star (see Ventura et al. 2011; Schiavon et al. 2016) in a binary companion. A future work will be dedicated to investigating in more detail other mechanisms, including binary stellar mergers or pollution of the interstellar matter (ISM) by a previous generation of massive stars.

ACKNOWLEDGEMENTS

The authors thank the DGAPA-PAPIIT IN114114 for funding which has supported this research. J.G.F-T is currently supported by Centre National d’Etudes Spatiales (CNES) through PhD grant 0101973 and the Région de Franche-Comté and by the French Pro-

gramme National de Cosmologie et Galaxies (PNCG). E.M., L.A.M.M., B.P., and A.P.V. acknowledge support from UNAM/PAPIIT grant IN105916. D.A.G.H. was funded by the Ramón y Cajal fellowship number RYC-2013-14182.

D.A.G.H. and O.Z. acknowledge support provided by the Spanish Ministry of Economy and Competitiveness (MINECO) under grant AYA-2014-58082-P.

S.R.M. acknowledgement of NSF grant AST-1312863.

A.M. acknowledges support from Proyecto Interno UNAB DI-677-15/N.

D.G., and R.M. gratefully acknowledges support from the Chilean BASAL Centro de Excelencia en Astrofísica y Tecnologías Afines (CATA) grant PFB-06/2007.

Szabolcs Mészáros has been supported by the János Bolyai Research Scholarship of the Hungarian Academy of Sciences.

Monte Carlo simulations were executed on computers from the Instituto de Astronomía-UNAM, México.

Funding for SDSS-III has been provided by the Alfred P. Sloan Foundation, the Participating Institutions, the National Science Foundation, and the U.S. Department of Energy Office of Science. The SDSS-III web site is <http://www.sdss3.org/>.

SDSS-III is managed by the Astrophysical Research Consortium for the Participating Institutions of the SDSS-III Collaboration including the University of Arizona, the Brazilian Participation Group, Brookhaven National Laboratory, Carnegie Mellon University, University of Florida, the French Participation Group, the German Participation Group, Harvard University, the Instituto de Astrofísica de Canarias, the Michigan State/Notre Dame/JINA Participation Group, Johns Hopkins University, Lawrence Berkeley National Laboratory, Max Planck Institute for Astrophysics, Max Planck Institute for Extraterrestrial Physics, New Mexico State University, New York University, Ohio State University, Pennsylvania State University, University of Portsmouth, Princeton University, the Spanish Participation Group, University of Tokyo, University of Utah, Vanderbilt University, University of Virginia, University of Washington, and Yale University.

REFERENCES

- Allen, C., & Santillan, A. 1991, *RMxAA*, 22, 255
- Allen, D. M., Ryan, S. G., Rossi, S., Beers, T. C., & Tsangarides, S. A. 2012, *A&A*, 548, A34
- Asplund, M., Grevesse, N., & Sauval, A. J. 2005, in *Astronomical Society of the Pacific Conference Series*, Vol. 336, *Cosmic Abundances as Records of Stellar Evolution and Nucleosynthesis*, ed. T. G. Barnes, III & F. N. Bash, 25
- Anguiano, B., De Silva, G. M., Freeman, K., et al. 2016, *ArXiv e-prints*, arXiv:1601.02282
- Brooke, J. S. A., Bernath, P. F., Western, C. M., et al. 2016, *JQSRT*, 168, 142
- Blanco-Cuaresma, S., Soubiran, C., Heiter, U., & Jofré, P. 2014, *A&A*, 569, A111
- Brunthaler, A., Reid, M. J., Menten, K. M., et al. 2011, *Astronomische Nachrichten*, 332, 461
- Carollo, D., Martell, S. L., Beers, T. C., & Freeman, K. C. 2013, *ApJ*, 769, 87
- Carollo, D., Beers, T. C., Chiba, M., et al. 2010, *ApJ*, 712, 692
- Carretta, E., Bragaglia, A., Gratton, R., & Lucatello, S. 2009, *A&A*, 505, 139
- Eisenstein, D. J., Weinberg, D. H., Agol, E., et al. 2011, *AJ*, 142, 72

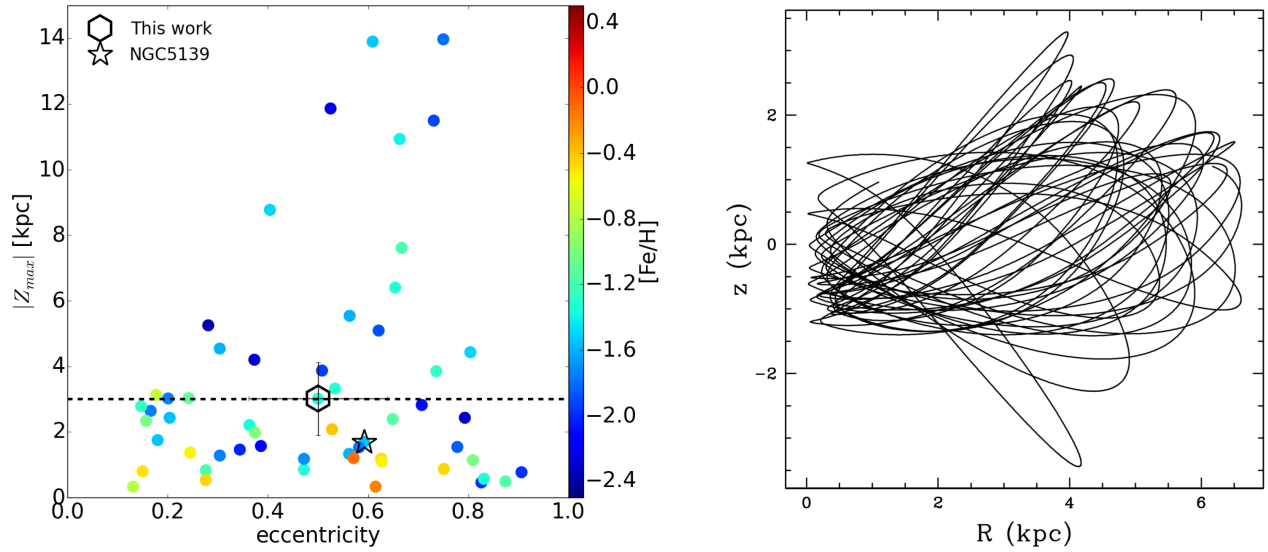


Figure 3. Left: Maximum distance $|Z_{max}|$ from the Galactic plane as function of the orbital eccentricity for 2M16011638-1201525, and 63 GC from [Moreno et al. \(2014\)](#). The open star symbol refers to NGC5139. The horizontal black dashed line represent 3 kpc, the higher limit for the thick disc proposed by ([Carollo et al. 2010](#)). Right: Meridional orbit of 2M16011638-1201525 computed with the Model 3 (see §3).

Fernández-Trincado, J. G., Vivas, A. K., Mateu, C. E., et al. 2015a, *A&A*, 574, A15
 Fernández-Trincado, J. G., Robin, A. C., Vieira, K., et al. 2015b, *A&A*, 583, A76
 Fernández-Trincado, J. G. et al. 2016, *MNRAS*, submitted.
 Freudenreich, H. T. 1998, *ApJ*, 492, 495
 García Pérez, et al. 2016, *AJ*, accepted for publication in *AJ*.
 González Hernández, J. I., & Bonifacio, P. 2009, *A&A*, 497, 497
 Gratton, R. G., Carretta, E., & Bragaglia, A. 2012, *A&A Rv*, 20, 50
 Gunn, J. E., Siegmund, W. A., Mannery, E. J., et al. 2006, *AJ*, 131, 2332
 Gustafsson, B., Edvardsson, B., Eriksson, K., et al. 2008, *A&A*, 486, 951
 Harris, W. E. 1996, *AJ*, 112, 1487
 Hayden, M. R., Holtzman, J. A., Bovy, J., et al. 2014, *AJ*, 147, 116
 Holtzman, J. A., Shetrone, M., Johnson, J. A., et al. 2015, *AJ*, 150, 148
 Kordopatis, G., Gilmore, G., Steinmetz, M., et al. 2013, *AJ*, 146, 134
 Kurucz, R. L. 2005, *Memorie della Societa Astronomica Italiana Supplementi*, 8, 14
 Lind, K., Koposov, S. E., Battistini, C., et al. 2015, *A&A*, 575, L12
 Lucatello, S., Tsangarides, S., Beers, T. C., et al. 2005, *ApJ*, 625, 825
 Majewski, S. R., Zasowski, G., & Nidever, D. L. 2011, *ApJ*, 739, 25

Majewski, S. R., Schiavon, R. P., Frinchaboy, P. M., et al. 2015, *ArXiv e-prints*, arXiv:1509.05420
 Martell, S. L., Smolinski, J. P., Beers, T. C., & Grebel, E. K. 2011, *A&A*, 534, A136
 Mészáros, S., Martell, S. L., Shetrone, M., et al. 2015, *AJ*, 149, 153
 Moreno, E., Pichardo, B., & Velázquez, H. 2014, *ApJ*, 793, 110
 Nidever, D. L., Holtzman, J. A., Allende Prieto, C., et al. 2015, *AJ*, 150, 173
 Pichardo, B., Martos, M., & Moreno, E. 2004, *ApJ*, 609, 144
 Pichardo, B., Martos, M., Moreno, E., & Espresate, J. 2003, *ApJ*, 582, 230
 Ramírez, I., Meléndez, J., & Chanamé, J. 2012, *ApJ*, 757, 164
 Robin, A. C., Reylé, C., Fliri, J., et al. 2014, *A&A*, 569, A13
 Sneden, C. 1973, *ApJ*, 184, 839
 Schiavon, P. R., Zamora, O., Lucatello, S., et al. 2016, *MNRAS*, Submitted
 Schönrich, R., Binney, J., & Dehnen, W. 2010, *MNRAS*, 403, 1829
 Ventura, P., Carini, R., & D’Antona, F. 2011, *MNRAS*, 415, 3865
 Vesperini, E., McMillan, S. L. W., D’Antona, F., & D’Ercole, A. 2010, *ApJL*, 718, L112
 Villanova, S., Geisler, D., Gratton, R. G., & Cassisi, S. 2014, *ApJ*, 791, 107
 Zacharias, N., Finch, C. T., Girard, T. M., et al. 2013, *AJ*, 145, 44
 Zasowski, G., Johnson, J. A., Frinchaboy, P. M., et al. 2013, *AJ*, 146, 81

ALL AUTHORS AND AFFILIATIONS

J. G. FERNÁNDEZ-TRINCADO¹,

AND

A. C. ROBIN¹, E. MORENO², R. P. SCHIAVON³, A. E. GARCÍA PERÉZ^{4,5}, K. VIEIRA⁶, K. CUNHA⁷, O. ZAMORA^{4, 5}, C. SNEDEN⁸, R. CARRERA^{4, 5}, J. A. JOHNSON⁹, M. SHETRONE¹⁰, G. ZASOWSKI¹¹, D. A.

GARCÍA-HERNÁNDEZ^{4, 5}, S. R. MAJEWSKI¹², C. REYLÉ¹, S. BLANCO-CUARESMA¹³, L. A. MARTINEZ-MEDINA²,
A. PÉREZ-VILLEGAS¹⁴, O. VALENZUELA², B. PICHARDO², A. MEZA¹⁵, SZ. MÉSZÁROS¹⁶, J. SOBECK¹⁷, D.
GEISLER¹⁸, F. ANDERS^{19, 20}, M. SCHULTHEIS²¹, B. TANG¹⁸, A. ROMAN-LOPES²², R. E. MENNICKENT¹⁸, K.
PAN²³, C. NITSCHHELM²⁴, F. ALLARD²⁵ .

- ¹ Institut Utinam, CNRS UMR 6213, Université de Franche-Comté, OSU THETA Franche-Comté-Bourgogne, Observatoire de Besançon,
BP 1615, 25010 Besançon Cedex, France; jfernandez@obs-besancon.fr ; jfernandezt87@gmail.com,
- ² Instituto de Astronomía, Universidad Nacional Autónoma de México, Apdo. Postal 70264, México D.F., 04510, Mexico,
- ³ Astrophysics Research Institute, Liverpool John Moores University, 146 Brownlow Hill, Liverpool, L3 5RF, United Kingdom,
- ⁴ Instituto de Astrofísica de Canarias, 38205 La Laguna, Tenerife, Spain,
- ⁵ Departamento de Astrofísica, Universidad de La Laguna, 38206 La Laguna, Tenerife, Spain,
- ⁶ Centro de Investigaciones de Astronomía, AP 264, Mérida 5101-A, Venezuela,
- ⁷ Dept. of Physics and Astronomy, Johns Hopkins University, Baltimore, MD 21210, USA,
- ⁸ Department of Astronomy and McDonald Observatory, The University of Texas, Austin, TX 78712, USA,
- ⁹ Department of Astronomy, The Ohio State University, Columbus, OH 43210, USA,
- ¹⁰ Department of Astronomy, University of Texas at Austin, Austin, TX 78712, USA,
- ¹¹ Department of Physics and Astronomy, Johns Hopkins University, Baltimore, MD 21218, USA,
- ¹² Department of Astronomy, University of Virginia, P.O. Box 400325, Charlottesville, VA 22904-4325, USA,
- ¹³ Observatoire de Genève, Université de Genève, CH-1290 Versoix, Switzerland,
- ¹⁴ Max-Planck-Institut für Extraterrestrische Physik, Gießenbachstraße, 85748 Garching, Germany,
- ¹⁵ Departamento de Ciencias Físicas, Universidad Andres Bello, Sazie 2212, Santiago, Chile,
- ¹⁶ ELTE Gothard Astrophysical Observatory, H-9704 Szombathely, Szent Imre Herceg st. 112, Hungary,
- ¹⁷ Department of Astronomy, University of Virginia, Charlottesville, VA 22904-4325, USA,
- ¹⁸ Departamento de Astronomía, Universidad de Concepción, Casilla 160-C, Concepción, Chile,
- ¹⁹ Leibniz-Institut für Astrophysik Potsdam (AIP), An der Sternwarte 16, 14482, Potsdam, Germany,
- ²⁰ Laboratório Interinstitucional de e-Astronomia - LIneA, Rua Gal. José Cristino 77, Rio de Janeiro, RJ - 20921-400, Brazil,
- ²¹ Laboratoire Lagrange (UMR7293), Université de Nice Sophia Antipolis, CNRS, Observatoire de la Côte d’Azur, BP 4229, 06304 Nice
Cedex 4, France,
- ²² Departamento de Física y Astronomía, Universidad de la Serena, Av. Juan Cisternas 1200 Norte, La Serena, Chile,
- ²³ Apache Point Observatory and New Mexico State University, P.O. Box 59, Sunspot, NM, 88349-0059, USA,
- ²⁴ Unidad de Astronomía, Facultad de Ciencias Básicas, Universidad de Antofagasta, 601 Avenida Angamos, Antofagasta, Chile,
- ²⁵ Univ Lyon, Ens de Lyon, Univ Lyon1, CNRS, Centre de Recherche Astrophysique de Lyon UMR5574, F-69007, Lyon, France.