

Role of Rotations on Surface Diffusion of Water Trimers on Pd{111}

Víctor A. Ranea¹ and P.L. de Andres²

¹*CCT-La Plata-CONICET, Instituto de Investigaciones Fisicoquímicas Teóricas y Aplicadas (INIFTA), Facultad de Ciencias Exactas, Universidad Nacional de La Plata. Calle 64 y Diagonal 113, 1900 La Plata, Argentina*

²*Instituto de Ciencia de Materiales de Madrid - CSIC, Cantoblanco, ES-28049 Madrid and, Donostia International Physics Center, P. Manuel de Lardizabal 4, 20018 Donostia, Spain*

(Dated: April 4, 2016)

Diffusion barriers for a cluster of three water molecules on Pd(111) have been estimated from ab-initio Density Functional Theory. A model for the diffusion of the trimer based in rotations yields a simple explanation of why the cluster can diffuse faster than a single water molecule by a factor $\approx 10^2$.¹ This model is based on the differences between the adsorption geometry for the three monomers forming the cluster. One member interacts strongly with the surface and sits closer to the surface (d) while the other two interact weakly and stay at a larger separation from the surface (u). The trimer rotates nearly freely around the axis determined by the d monomer. Translations of the whole trimer imply breaking the strong interaction of the d monomer with the surface. Alternatively, thermal fluctuations exchange the actual monomer sitting closer to the surface with a lower energetic cost. Rotations around different axis introduce a diffusion mechanism where a strong interaction is kept along the diffusion path between the water molecule defining the axis of rotation and the Pd underneath.

Keywords: water ; monomer ; trimer ; water clusters ; diffusion ; rotation assisted ; Pd{111} ; ab-initio ; density functional theory

I. INTRODUCTION

a. General Adsorption and diffusion of water molecules on metal surfaces play an important role in a series of phenomena such as catalysis, corrosion, energy production, storage, etc (e.g. see pioneering work by Somorjai and others²⁻⁵). In order to understand these phenomena, it is essential to investigate the interactions established between water molecules and metallic surfaces.⁶⁻⁸

The water molecule has a permanent dipole that facilitates long-range dipole-dipole electrostatic interactions between molecules and with the image dipoles induced in the metal. In addition, hydrogen bonds between molecules play an important role in clustering processes. At the distances that are of concern here, these are made of electrostatic interaction between electronic densities, as shown by detailed quantum chemistry studies of the energy of interaction between water dimers.⁹ Finally, oxygen atoms can establish chemical bonds with metal atoms in the surface, as seen by monitoring the redistribution of the electronic clouds in the separated systems.¹⁰

During the diffusion of water molecules on a metal surface, the formation of clusters of molecules by processes of growth and nucleation has been observed. In a series of elegant experiments Salmeron et al. have used scanning tunneling microscopy for the study of the diffusion of those aggregates of water molecules.¹ Atomic resolution observations of diffusion of several clusters formed with one to six water molecules have been reported, and the number of water molecules in these clusters could be counted. The experimental resolution was not enough to elucidate their internal structure, but such information can be obtained by applying theoretical techniques based on ab-initio Density Functional Theory (DFT). Accuracy and credibility of these methods rest on their ability to provide a simple and reasonable physical explanation of experiments and in the agreement that can be achieved between

theoretical predictions and experimental data.

b. Experimental The experiments mentioned above yield an unexpected result. Clusters of two and three water molecules diffuse on the surface of Pd {111} faster than the water monomer by about 10^4 , and 10^2 respectively.¹ These factors have been measured at 40 K, and a typical frequency related to diffusion has been established from an Arrhenius plot as 10^{12} MHz. Therefore, we deduce from the experiment a reduction of at least a 10% in the diffusion barrier for the water trimer with respect to the water monomer, in spite of the fact that the trimer displays extra interactions with the surface and has an adsorption energy that approximately doubles the one for the monomer. We seek an explanation based on physical interactions computed by ab-initio techniques and different ways of facilitating the diffusion of these clusters. In this work we shall focus in the trimer.

c. Theoretical Model A single water molecule adsorbs near a top position at a height of 2.41 Å, and with an adsorption energy of -0.26 eV. Interactions between the H atoms and the metal surface make the adsorption position to be slightly off the symmetric atop by about 0.12 Å in agreement with previous results. This has been interpreted as mostly due to the interaction of the occupied $1b_1$ molecular orbitals with the metal electronic states.¹⁰ To perform a translation of the molecule this equilibrium configuration needs to be broken, hence giving rise to a diffusion barrier. We estimate this barrier as 0.13 eV from the difference with the adsorption energy over symmetric neighbouring sites located near the bridges. The experimental value obtained from an Arrhenius plot is 0.126 ± 0.007 eV.¹

Regarding the internal structure of clusters of water molecules, theoretical calculations tell us that different components (monomers) adopt different structural positions in order to maximize external interactions between water molecules and the metallic surface, and the internal interactions among them (hydrogen bonds). For example, in the case of the water dimer a molecule adsorbs closer to the substrate

while the other one sits in a higher position. For simplicity of notation, we shall call them down (d) and up (u). Using this information Ranea et al. have physically explained the faster diffusion of dimers over monomers.⁹ According to their model clusters made of two molecules are nearly free rotors around the axis defined by the monomer located closer to the surface. Diffusion takes place by the combined action of a thermal fluctuation bringing the two molecules in the dimer to a similar height *and* the concerted tunneling of the four protons to produce an exchange between the characters d and u of the two water molecules. The total probability for such an event is computed as the product of the individual probabilities, i.e. the addition of individual contributions to the barrier, and the effective diffusion barrier for the dimer results lower than the one for the monomer in an amount compatible with the experimental observation.

In this paper, we extend these ideas to the water trimer. In the potential energy surface (PES) of the water trimer adsorbed on the Pd{111} surface a minimum was found for a configuration with an energy of -0.46 eV. In this configuration one water molecule is strongly bound to the Pd atom underneath it while the other two molecules forming the trimer stay over Pd atoms but at a larger distance from the surface than the first molecule. By similarity with the dimer, we label the three water molecules as d , u and u' , cf. Fig. 1. The O-Pd distances are 2.24 Å for d and 3.21 Å for both u and u' . The molecular plane of the water molecule labeled d is nearly parallel to the surface plane with the hydrogen atoms only slightly higher from the surface. The adsorption configuration of this monomer is similar to the adsorption configuration of the isolated water molecule, but it is 0.17 Å closer to the surface. There is one H-bond between each of the pairs of molecules, while the other hydrogen atoms are almost pointing to the surface in the molecules with the labels u . The calculated adsorption energy for the trimer is -0.46 eV, i.e. about 1.8 times the adsorption energy of the single monomer. This comparison shows the importance of the H-bonds inside the water trimer compared against the water-metal bonding. Comparison of the calculated activation energies for surface diffusion of the adsorbates via traslation (in any direction) shows that monomer diffusion is more likely than trimer diffusion, since a stronger interaction needs to be broken. This result is in disagreement with experimental results mentioned above.¹

As an alternative to translations we introduce a model where the water trimer diffuses by rotation of the whole cluster around the d molecule. At some point during that rotation the trimer picks up a thermal fluctuation to transform one of the two u molecules into a d one (labeled d'), and later on the d molecule is transformed into a u -like one (labeled u'). This process has a kinetic barrier of 0.06 eV. Rotations continue around the new d' axis and the trimer is effectively translated without fully breaking the water-metal interaction, therefore with a reduced diffusion barrier. We shall come back to this mechanism in more detail later. Notice that unlike the water dimer, the trimer is purely classical and the mechanism is based on thermal fluctuations only. Tunneling processes for the trimer involve too many protons, and their total mass re-

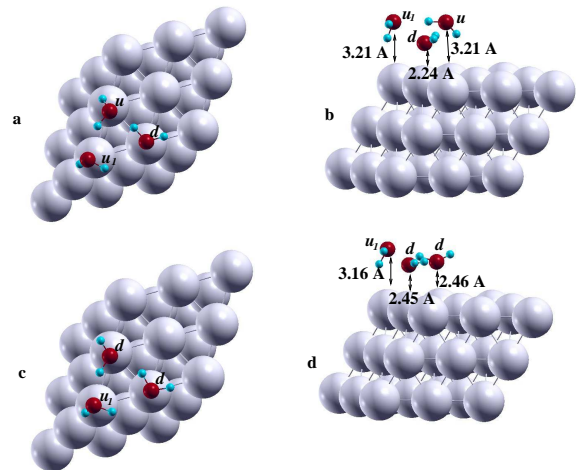


FIG. 1. **a** and **b** Top and lateral views of the most stable water trimer adsorption configuration on the Pd{111} surface. Adsorption energy = -0.46 eV. The water monomer labeled d sits a short distance from the surface (2.24 Å), while the water monomers labeled u (u and u_1) are far from the metal surface (3.21 Å). **c** and **d** Top and lateral views of the second best equilibrium configuration. There are two water monomers labeled d near the surface and one labeled u farther away. Adsorption energy = -0.40 eV. Distances from the oxygen atoms to the nearest Pd atoms are shown in the lateral views. Big (silver), medium (red) and small (light blue) balls stand for Pd, O and H atoms.

duces the likelihood of these processes below the values estimated for thermal processes.

II. METHODOLOGY

d. Density Functional Theory Total energies and diffusion barriers have been calculated using first-principles density functional theory (DFT).^{11,12} The Vienna Ab initio Simulation Package (VASP)^{13,14} code was used to investigate the water trimer diffusion on the Pd{111} surface. The Kohn-Sham equations were solved using the projector augmented wave (PAW) method^{15,16} and a plane-wave basis set including plane waves up to 400 eV. Electron exchange and correlation energies were calculated within the generalized gradient approximation (GGA) in the PBE form.¹⁷ While total energies are converged to a precision better than 10^{-6} eV, the comparison of key values with an LDA functional, and the error bars in the experiments, allow us to estimate accuracy as ± 0.01 eV. Atoms are considered in equilibrium when forces are below 0.03 eV/Å. El criterio de convergencia que utilicé es el normalmente usado, cada componente de la fuerza aplicada a cada átomo que puede moverse es menor que 0.03 eV/Å. Values below those thresholds are considered indistinguishable in this paper. Van der Waals interactions increase adsorption energies by approximately 25%. Within the range of distances relevant for our problem we find that Van der Waals adds a nearly constant offset that cancels out in energy differences and affects very little to the parameters determining diffusion

rates.

e. Structure The system (adsorbate + substrate + vacuum) is modelled by a rhombohedral supercell with lattice constants: $a = 8.2519$, $c = 20.2130 \text{ \AA}$, $\gamma = 60^\circ$.¹⁸ The atomistic model for the Pd{111} surface consists of a slab formed by a 3×3 two-dimensional cell parallel to the surface with a set of three layers in the perpendicular direction. The vacuum separator is larger than 10 \AA defining the surface and preventing spurious interactions between images in the periodic system. Water molecules have been adsorbed on only one side of the slab. The two atomic planes located on the other side remain fixed in the corresponding positions to a semi-infinite system, while atoms on the last layer in contact with the adsorbates, and the adsorbates themselves, can freely relax in all directions. The first Brillouin zone was sampled with a $(3 \times 3 \times 1)$ Γ centered mesh. A cubic cell with lattice constant 15 \AA was used to calculate the optimized structures and energies of the water monomer and trimer isolated species. Only the Γ point was used for these clusters.

The adsorption energy has been computed as:

$$E_{ad} = E(\text{adsorbate}/\text{srf}) - E(\text{adsorbate}) - E(\text{srf}) \quad (1)$$

The first term of equation (1) is the energy of the optimized configuration of the adsorbate on the clean relaxed surface. The second term of equation (1) is the gas phase energy of the isolated adsorbate. The third term of equation (1) is the energy of the clean optimized Pd{111} surface. With this definition stable configurations come as negative values of E_{ad} .

f. Diffusion Similarly as in reference⁹ we compute diffusion rates as the product of a typical frequency, w , giving the number of times the object is approaching the transition state times the Boltzmann factor giving the probability to pick up a thermal fluctuation with enough energy to overcome the barrier, B :

$$D = w e^{-B/k_B T}$$

The value of w can be estimated from typical phonon frequencies. In this expression the exponential function dominates the behaviour as a function of the values of the barrier, B , or the temperature, T . We have estimated w from the frequencies for normal modes having amplitudes of vibration in the direction of the diffusion path using a small cluster representative of the interaction between the water molecule and the Pd atoms. These values have been computed with a localized basis set of gaussians (cc-pVTZ¹⁹ for H and O, and sdd for Pd²⁰) and are in the order of 5 to 10 THz.²¹ We argue that this is an acceptable value according to the experimental value of 1 THz since the experimental error of $\pm 7 \text{ meV}$ in the determination of the barrier affects diffusion rates via the exponential term at $T = 40 \text{ K}$ in factors between 0.1 and 10, respectively. Therefore, the discrepancy in the prefactor is well inside the error bar for the energy of the transition state, can be absorbed on it, and cancels out in relative comparisons of different temperatures, or between different aggregates.

III. RESULTS.

g. Adsorption geometry The cluster of three water molecules (trimer) interacting with the Pd{111} surface displays an equilibrium configuration with an adsorption energy of -0.46 eV . The trimer is centred on a hollow site, with the oxygen atoms located near Pd top positions. The difference in the calculated adsorption energies for the trimer centered in the *fcc* and in the *hcp* hollow configurations is less than 0.01 eV .

Interactions between the water molecules in the trimer dictate that one of them stay closer to the surface, at about 2.24 \AA (water monomer labeled *d* in Fig. 1a and b), while the other two sit at a larger distance of 3.21 \AA (water monomers labeled *u* and *u'* in Fig. 1a and b). There is an attractive electrostatic interaction between each of the two water molecules labeled *u* or *u'*, and the surface. The absolute value of the adsorption energy, 0.46 eV , is higher than the corresponding to the monomer, 0.26 eV , by a factor ≈ 1.8 . Therefore, we interpret that the two *u*-like monomers account for about the same interaction energy as an isolated monomer. Two H-bonds keep the water trimer internally bound and are located near the plane defined by the three oxygen atoms. Two OH directions point away from that plane, towards the metallic surface. If these two are constrained to point away from the surface the interaction is weakened by 0.28 eV . We conclude that the two *u*-like members of the trimer do not form strong direct bonds between the oxygen atoms and the palladium, and interact with the surface mostly electrostatically. Therefore, the water trimer is bound to the Pd{111} surface via the lone pair of the oxygen atom of the water molecule labeled *d* in Fig. 1. It is interesting to notice that adsorption of a single water molecule (monomer) takes a geometrical configuration similar to the position of the member *d* in the trimer. We are not taking into account Van der Waals like interactions since some parametrization would be needed that it would imply breaking the first-principles approach we have adopted. Van der Waals is expected not to alter our conclusions based on chemical and H-bonds interactions. Van der Waals interactions tend to favour maximum coordination configurations. Therefore, these would be more important near the hollows/bridges/tops, in that order.

Using the same conditions as for the trimer (i.e. the same set of pseudopotentials, exchange and correlation potential, and other parameters like the energy cutoff and the k-mesh) the adsorption of a water monomer on the Pd{111} surface is calculated on the top site and on the twelve neighbour sites shown in Fig. 2a. The most stable adsorption configuration locates the oxygen atom of the water monomer near the top of a Pd atom, at a distance of 2.41 \AA , with an adsorption energy of -0.26 eV . The other adsorption configurations resulted in adsorption energies of -0.13 (A, E, G and K), and -0.11 (B, C, D, F, H, I, J and L) eV. In all the configurations, the plane of the water monomer is nearly parallel to the metal surface.

h. Diffusion barriers The activation energy for diffusion of the water molecule from one top to the next one is obtained by calculating the energy difference between the high-symmetry sites in the pathway.²² This process corresponds en-

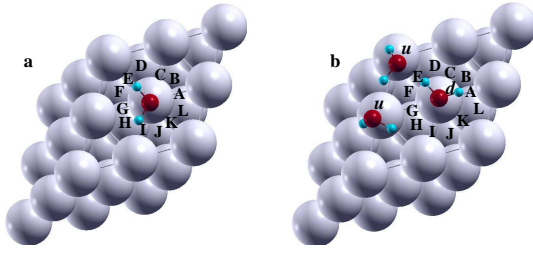


FIG. 2. **a** Top view of the most stable water monomer adsorption on the Pd{111} surface. Adsorption energy = -0.26 eV. The letters show the neighbour adsorption configurations also tested for the water monomer adsorption. Adsorption energy = -0.13 eV for configurations A, E, G and K. Adsorption energy = -0.11 eV for configurations B, C, D, F, H, I, J and L. **b** Top view of a stable water trimer adsorption on the Pd{111} surface (idem Fig. 1a). In order to calculate the activation energy for the trimer, the whole trimer was translated to the neighbour sites. The letters around the water monomer labeled d indicate where this monomer was initially located. Adsorption energy = -0.20 eV for configurations B, E, F, J and K. Big (silver), medium (red) and small (light blue) balls stand for Pd, O and H atoms.

tirely to a translation of the object, and results in an activation energy for the monomer of 0.13 eV. The same mechanism for the trimer results in a barrier of 0.26 eV; adsorption energies for sites B, E, F, J, and K were locally in equilibrium with adsorption energy of -0.20 eV, while positions A, C, D, G, H, and I were unstable and moved spontaneously to the other sites. Therefore, a mechanism for diffusion based on translations predicts that the monomer should be faster than the trimer. This result is in disagreement with the experiments¹ and calls for an alternative mechanism.

We propose an alternative model for the surface diffusion of a water trimer based on a stationary configuration where the trimer adopts a configuration $d' u$ instead of the most stable $d u' u$. This configuration has an energetic cost of 0.06 eV. It is interesting to notice that since both down-like monomers sit at the same height with respect to the surface it permits an exchange of the axis of rotation that results in a net translation of the trimer. Therefore, the mechanism relies on two key points. (i) The optimum configuration, $d u' u$, rotating quasi-barrierless around the axis through d , Fig. 3. (ii) A transition state with configuration $d' d u$, where d and d' sit at about the same distance from the Pd{111} surface. The lifetime of this metastable configuration is determined by the normal modes that tend to restore the optimum configuration. Frequencies for these normal modes have not been computed due to the complexity of the trimer, but we hypothesize that are in the same order as the ones obtained for the monomer.

Figure 3 shows top views of several optimized configurations for the clockwise rotation of the water trimer around the d monomer. The pictures are for rotations of 0° , 15° , 30° , 45° and 60° . This last configuration is equivalent to the 0° configuration. Clockwise or anticlockwise rotations of n times 60° , where n is an integer number, around the d monomer, produce equivalent final configurations. In all the calculations, all the atoms in the trimer and the atoms in the external layer of pal-

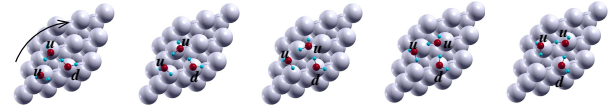


FIG. 3. Clockwise rotation of the water trimer around the axis defined by the monomer d . Top view of the most stable water trimer adsorption configurations on the Pd{111} surface for rotations of 0° (Fig 1a), 15° , 30° , 45° and 60° . Adsorption energy = -0.46 eV. Every optimization was performed without constraints but the atoms of the two deepest layers of the Pd{111} surface. Big (silver), medium (red) and small (light blue) balls stand for Pd, O and H atoms.

adium are free to move accordingly to the calculated forces applied on them. Only atoms in the two deepest layers of the Pd substrate have been constrained to their semi-infinite positions. All these configurations are stationary configurations in the PES.

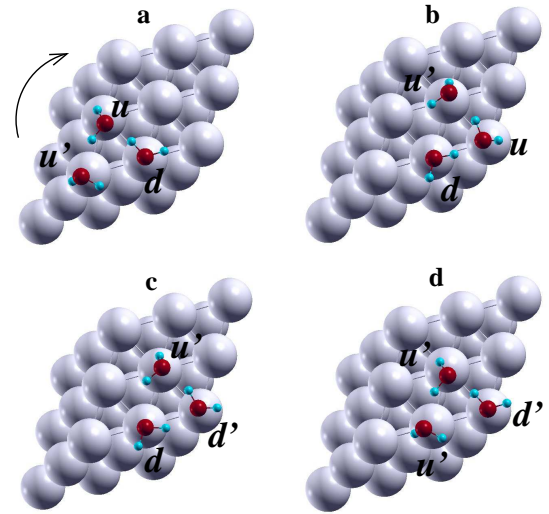


FIG. 4. Model of the water trimer translation via rotations with an activation energy of 0.06 eV. **a** Water trimer adsorption in configuration $d u u'$, **b** Trimer clockwise rotation by 120° around monomer d , **c** Monomer u' changes configuration to d' (endothermic process by 0.06 eV, water trimer in configuration $T S$); initial monomer d changes to u' (exothermic process by 0.06 eV). The trimer is again in an optimum configuration but the d -like member has been translated by a unit cell vector. Big (silver), medium (red) and small (light blue) balls stand for Pd, O and H atoms.

A simple example of how this mechanism produces the translation of the trimer within this model is shown in Fig. 4 and is described here:

- (a) We start with a trimer in an optimum configuration which water molecules labeled d, u' and u as shown in Fig. 4a.
- (b) We consider a clockwise rotation of 120° around the monomer d (i. e., two consecutive free rotations of 60°). This step is quasi-barrierless. See Fig. 4b,

- (c) Monomer u' goes down to d' . This configuration corresponds to the transition state with d, d', u . This process is endothermic by 0.06 eV. Thermal fluctuations (phonons) tend to transform any of the down-like monomers into an upper-one with equal probability. Let's assume the initial monomer d goes up to u . The trimer has reached again an optimum configuration with u', d', u . This process is exothermic by 0.06 eV.

IV. CONCLUSIONS

Using ab-initio Density Functional Theory we have explained why the mere translation of a water trimer cannot explain its experimental diffusion rates on Pd{111}. We have in-

troduced a model for diffusion where rotations of the trimer, combined with picking up thermal fluctuations from surface phonons, rationalize the low value determined for the effective diffusion barrier.

ACKNOWLEDGEMENTS.

This work has been financed by the MICINN, Spain (MAT2014-54231-C4-1-P). We acknowledge the use of computing resources provided by the CTI-CSIC. This work was supported by Consejo de Investigaciones Científicas y Técnicas (CONICET) Universidad Nacional de La Plata, Argentina.

-
- ¹ T. Mitsui, M. K. Rose, E. Fomin, D. F. Ogletree, and M. Salmeron, *Science* **297**, 1850 (2002).
 - ² M. Chesters and G. Somorjai, *Surface Science* **52**, 21 (1975), ISSN 0039-6028.
 - ³ J. Hemminger, R. Carr, and G. Somorjai, *Chemical Physics Letters* **57**, 100 (1978), ISSN 0009-2614.
 - ⁴ C. Leygraf, M. Hendewerk, and G. A. Somorjai, *Proceedings of the National Academy of Sciences* **79**, 5739 (1982).
 - ⁵ A. Cabrera, H. Heinemann, and G. Somorjai, *Journal of Catalysis* **75**, 7 (1982), ISSN 0021-9517.
 - ⁶ P. A. Thiel and T. E. Madey, *Surface Science Reports* **7**, 211 (1987), ISSN 0167-5729.
 - ⁷ M. A. Henderson, *Surface Science Reports* **46**, 1 (2002), ISSN 0167-5729.
 - ⁸ F. Flores, I. Gabbay, and N. March, *Surface Science* **107**, 127 (1981), ISSN 0039-6028.
 - ⁹ V. A. Ranea, A. Michaelides, R. Ramirez, P. L. de Andres, J. A. Verges, and D. A. King, *Phys. Rev. Lett.* **92**, 136104 (2004).
 - ¹⁰ A. Michaelides, V. A. Ranea, P. L. de Andres, and D. A. King, *Phys. Rev. Lett.* **90**, 216102 (2003).
 - ¹¹ P. Hohenberg and W. Kohn, *Phys. Rev.* **136**, B864 (1964).
 - ¹² W. Kohn and L. J. Sham, *Phys. Rev.* **140**, A1133 (1965).
 - ¹³ G. Kresse and J. Hafner, *Phys. Rev. B* **49**, 14251 (1994).
 - ¹⁴ G. Kresse and J. Furthmüller, *Phys. Rev. B* **54**, 11169 (1996).
 - ¹⁵ P. E. Blöchl, *Phys. Rev. B* **50**, 17953 (1994).
 - ¹⁶ G. Kresse and D. Joubert, *Phys. Rev. B* **59**, 1758 (1999).
 - ¹⁷ J. P. Perdew, K. Burke, and M. Ernzerhof, *Phys. Rev. Lett.* **77**, 3865 (1996).
 - ¹⁸ R. W. G. Wyckoff, *Crystal structures* (Krieger, Malabar, FL, 1964).
 - ¹⁹ R. A. Kendall, T. H. Dunning, and R. J. Harrison, *The Journal of Chemical Physics* **96**, 6796 (1992).
 - ²⁰ A. Bergner, M. Dolg, W. Küchle, H. Stoll, and H. Preuss, *Molecular Physics* **80**, 1431 (1993).
 - ²¹ M. J. Frisch, G. W. Trucks, H. B. Schlegel, G. E. Scuseria, M. A. Robb, J. R. Cheeseman, G. Scalmani, V. Barone, B. Mennucci, G. A. Petersson, et al., *Gaussian-09 Revision D.01*, gaussian Inc. Wallingford CT 2009.
 - ²² V. A. Ranea, *The Journal of Chemical Physics* **137**, 204702 (2012).