

An Operator-Based Local Discontinuous Galerkin Method Compatible With the BSSN Formulation of the Einstein Equations

Jonah M. Miller^{1,2} and Erik Schnetter^{2,1,3}

¹*Department of Physics, University of Guelph, Guelph, ON, Canada*

²*Perimeter Institute for Theoretical Physics, Waterloo, ON, Canada**

³*Center for Computation & Technology, Louisiana State University, Baton Rouge, LA, USA†*

(Dated: 2016-04-14)

Discontinuous Galerkin Finite Element (DGFE) methods offer a mathematically beautiful, computationally efficient, and efficiently parallelizable way to solve partial differential equations (PDEs). These properties make them highly desirable for numerical calculations in relativistic astrophysics and many other fields. The BSSN formulation of the Einstein equations has repeatedly demonstrated its robustness. The formulation is not only stable but allows for puncture-type evolutions of black hole systems. To-date no one has been able to solve the full (3+1)-dimensional BSSN equations using DGFE methods. This is partly because DGFE discretization often occurs at the level of the equations, not the derivative operator, and partly because DGFE methods are traditionally formulated for manifestly flux-conservative systems. By discretizing the derivative operator, we generalize a particular flavor of DGFE methods, Local DG methods, to solve arbitrary second-order hyperbolic equations. Because we discretize at the level of the derivative operator, our method can be interpreted as either a DGFE method or as a finite differences stencil with non-constant coefficients.

I. INTRODUCTION

In numerical relativity, Einstein’s equations are typically decomposed in one of several ways. Drawing on the constraint damping proposed by Gundlach et al. [1], the generalized harmonic (GH) formulation was originally developed in second-order form by Pretorius [2]. Pretorius used it with finite differences to provide the first successful evolution and merger of a binary black hole system [3]. Lindblom et al. [4] rewrote the generalized harmonic formulation in first-order form. Using pseudospectral methods, this formulation has successfully been used to accurately describe a wide variety of astrophysical situations. The literature is very extensive, but the interested reader can find much of the relevant work in [5–8] and references therein.

The Baumgarte-Shapiro-Shibata-Nakamura (BSSN) formulation of the Einstein equations [9–13] is a second-order formulation. Some key ingredients of the BSSN formulation are the conformal re-scaling of geometric quantities, treating the trace of the connection coefficients as independent variables, and the separation of the trace of the extrinsic curvature tensor from its other components. These ingredients not only make the formulation well-posed [14] but allow for so-called “moving puncture” evolutions, where the singularity within a black hole is not resolved on the computational grid, and where the thus non-physical interior of the black hole can be safely evolved thanks to the characteristic structure of the system [15, 16]. In three dimensions, puncture solutions are very desirable because they are significantly easier to implement than the other techniques for avoiding singularities.

For these reasons, the BSSN formulation of the Einstein equations is used by many relativity groups and a great deal of expertise has been acquired. This is strong motivation for the development of efficient numerical methods for evolving the BSSN equations. For smooth problems, such as the Einstein equations, pseudospectral methods converge exponentially. They are therefore a very appealing approach to solving the Einstein equations. They have been successfully used with the GH formulation in a number of contexts, especially for compact binary mergers of all flavors [5–7]. They have also been enormously successful in generating initial data for numerical relativity [17–25].¹ If one imposes appropriately flux-conservative penalty-type boundary conditions and uses many small spectral domains, these techniques become nodal discontinuous Galerkin finite element (DGFE) methods [26].

DGFE methods combine the high-order accuracy of spectral methods with the flexibility and parallelizability of finite volume type methods [27]. In smooth regions they provide spectral accuracy and in non-smooth regions they can be combined with high-resolution shock capturing (HRSC) techniques to accurately resolve discontinuities. (See [28–33] for some recent applications of DGFE combined with HRSC for relativistic hydrodynamics.) Importantly, DGFE methods allow for a domain decomposition which requires only a single layer of ghost points.

There are several extensions of DGFE methods for second-order and non flux-conservative systems. Using distributional theory, Vol’pert [34], LeFloch and collaborators [35–38], and Colombeau and coworkers [39, 40]

* jmiller@perimeterinstitute.ca

† eschnetter@perimeterinstitute.ca

¹ We note that the calculation of initial data involves solving an elliptic differential system, not a hyperbolic one. This requires different considerations than those we discuss here.

have all developed different techniques to define shock wave solutions for hyperbolic systems of the form

$$\partial_t \psi + g(\psi) \partial_i \psi = 0 \quad \forall i \in \{1, 2, 3\},$$

where ψ is a collection of variables, each of which may be discontinuous. These techniques have been applied numerically first in a finite volume context [41–45] and later in a discontinuous Galerkin setting [46, 47].

In [48], Teukolsky develops a formalism for DGFE methods in arbitrary curved spacetimes for both conservative and non-conservative first-order systems. In [49], Taylor et al. derive a penalty method for the wave equation based on energy methods. *Interior Penalty discontinuous Galerkin* (IPDG) methods [50–56] discretize a second-order system by imposing additional penalty boundary terms. *Local discontinuous Galerkin* (LDG) methods, developed by Shu and collaborators [57–59] and based on the early work by Bassi et al. [60, 61], introduce auxiliary variables to facilitate second-differentiation. These variables are evaluated at each time step but not evolved and allow penalty boundaries to be imposed as for a first-order system. For a review, see [62].

DGFE methods exist within a rich ecosystem of penalty methods, including but not limited to: spectral penalty methods [63–65], spectral finite volume methods [66–71], and spectral difference methods [72, 73]. Indeed, nodal DGFE methods (and likely pseudospectral penalty methods in general) can be cast as multi-domain summation-by-parts finite differences methods [74, 75]. In this formalism, the penalty boundary terms are called *simultaneous approximation terms* [76–78].

In [79] and [80], Tichy evolved a static black hole on a single spectral domain using the BSSN system and a pseudospectral scheme. Using a variational principle, Zumbusch developed a DGFE discretization in both space and time for the second-order GH formulation of the Einstein equations [81]. Field et al. developed a DGFE method for the second-order BSSN equations in spherical symmetry [82]. In [29], Radice and Rezzola developed a DGFE formulation for fluids in a general relativistic setting. In the process, they use a DGFE method to solve the Einstein equations in spherical symmetry with maximal slicing and areal coordinates.² In [32], Bugner et al. build on this work to combine DGFE methods with an HRSC scheme based on weighted essentially nonoscillatory (WENO) algorithms for fluids on a fixed, curved, spacetime background. Motivated by the first-order-in-space nature of DGFE methods, Brown et al. developed a fully first-order version of the BSSN system and evolved a binary black hole in-spiral using finite differences. They also evolved a reduction of the system to spherical symmetry using a DGFE scheme [83].

It is desirable to evolve the second-order BSSN equations in full 3+1 dimensions via DGFE methods. Unfortunately, to-date this has not been possible.

DGFE methods are typically formulated for manifestly flux-conservative systems of the form

$$\partial_t \psi + \partial_j f^j(\psi) = 0, \quad (1)$$

where ψ is a collection of variables and \mathbf{f} is a nonlinear flux, which is a function of ψ . In these systems, differentiation of the flux is the most natural operation. Therefore, one may discretize $\partial_j f^j$ all at once.

In contrast, the BSSN system is roughly of the form

$$\partial_t \psi = \mathcal{L}[\psi, \partial_j \psi, \partial_j \partial_k \psi], \quad (2)$$

where \mathcal{L} is a nonlinear operator that acts on ψ and its derivatives. In this case, the natural operation is to differentiate ψ directly. Therefore, there is no reason to discretize the entire operator \mathcal{L} , which may be very cumbersome. Instead, it may be cleaner to discretize the differential operators ∂_i .

There are then two related difficulties in evolving the BSSN equation using DGFE methods. First DGFE methods are usually formulated for manifestly flux-conservative systems, which are first-order in space and time. The penalty-type boundary conditions imposed in DGFE methods must therefore be generalized to second-order systems. Second, DGFE methods are usually formulated at the level of the equations, not the level of the derivative operator. Given the complexity of the BSSN system, this is a serious impediment to the development of a working scheme.

In this work we develop a new generalization of DGFE methods, *operator-based local discontinuous Galerkin* (OLDG) methods, which address these problems and allows us to evolve the BSSN equations. We then subject our approach to a battery of community-developed tests for numerical relativity: the Apples-with-Apples tests [84, 85]. So that we can handle second-order systems, we base our scheme off of LDG methods. We draw particular inspiration from the work of Xing et al. [86], where they develop a superconvergent energy-conserving LDG method for the wave equation.

To avoid the complications of discretizing the BSSN equations, we perform our discretization at the level of the derivative operator, rather than at the level of the equations. This requires a different formalism for describing the piecewise polynomial space. Our formalism uses distributional theory and is inspired by a pedagogical exercise in [27], which we make rigorous. Because we focus our discretization at the level of the differential operator and not the equations, our method provides a *drop-in* solution for working relativity codes. All that is necessary to convert a finite differences code to a DGFE code is to replace the derivative operator with ours.

Discretizing at the level of the derivative requires special care with respect to the stability of our scheme. Integration by parts is often an integral step in proofs of

² In this gauge, the reduction of the Einstein equations to spherical symmetry is an elliptic, rather than hyperbolic, system.

the well-posedness of a continuum system of initial-value problems [87]. Essentially, one finds an energy norm and shows that it is non-increasing. Hyperbolic systems for which an energy norm exists are called *symmetrizable hyperbolic*. In their pioneering work, Sarbach et al. showed that the second-order BSSN system is a second-order version of a first-order strongly hyperbolic system [14]. Strong hyperbolicity is weaker than symmetrizable hyperbolicity, but both imply stability.

The discrete analog of integration by parts is *summation by parts*, developed by Kreiss and Scherer [88, 89], and it tremendously simplifies proofs of numerical stability. Indeed, a summation-by-parts operator, combined with strong or symmetrizable hyperbolicity and appropriate conditions on initial and boundary data, is often enough to demonstrate stability.

Given the complicated nature of the BSSN equations and their discretizations, we do not seek to prove the stability of our scheme. Rather we insist that our discretized derivative operator satisfy summation by parts. Given the strongly hyperbolic nature of the BSSN system, we expect this restriction to provide linear stability. Nonlinear stability is enforced both by a *truncation* scheme we develop and by more traditional filtering techniques as needed.

Our paper is organized as follows. In section II, we develop the formalism for OLDG methods and define the OLDG operator. For brevity, we skip the details of our results regarding summation-by-parts, stability, and convergence. The interested reader can find these in appendices B, C and D respectively. In section III, we describe some of the computational properties of interest, such as computation, communication, and memory access costs. In section IV, we describe the numerical tests we perform and their results. Finally, in section V, we offer some concluding remarks.

II. METHODS

In the usual formulation of DGFE methods one replaces the conserved flux through the boundary of a fixed volume with a *numerical flux*, which takes information from within the volume and from the boundaries of neighbouring volumes [27]. Here we take a different approach. We use distributional theory to replace the derivative of a smooth function with the *weak* derivative of a *piecewise smooth* function, appropriately chosen to recover the small communication overhead characteristic of these types of methods.

This approach was first proposed by Hesthaven and Warburton [27], who use it pedagogically to argue that the strong form of the canonical DGFE operator is just an encoding of the notion of a weak derivative. We make this assertion rigorous and argue that this weak derivative formulation provides a generic way to place arbitrary nonlinear hyperbolic equations into the DGFE framework, even if they are not manifestly flux-conservative.

Symbol	Meaning
$\Omega = [X_l, X_r]$	Our domain of interest
$\tilde{\Omega} = [X_l - \varepsilon, X_r + \varepsilon]$	Our extended domain
$\Omega^k = [x_l^k, x_r^k]$	An element within Ω
K	The number of elements in domain Ω
P^k	The maximum polynomial order of the test functions $\{\Phi_i^k\}$ used to represent a function within element Ω^k
h^k	The width of an element, $x_r^k - x_l^k$
ψ, ϕ	Piecewise smooth functions living on our broken domain
χ^k	The characteristic function for Ω^k
Θ_l^k, Θ_r^k	The Heaviside function centred on x_l^k and x_r^k respectively
δ_l^k, δ_r^k	The Dirac delta function centred on x_l^k and x_r^k respectively
ψ^k	The restriction of ψ onto Ω^k
ψ_l^k, ψ_r^k	ψ^k evaluated at x_l^k and x_r^k respectively
Φ_i^k	The i^{th} test function in Ω^k
$(\psi^*)^k_l, (\psi^*)^k_r$	Weak boundary terms
$\tilde{\psi}_s^k, \tilde{\psi}_d^k$	The smooth and discontinuous extensions of ψ^k outside its element respectively
x_i^k	The i^{th} collocation point ($0 \leq i \leq P^k$) on discretized element Ω^k
w_i^k	Weights for the discrete inner product within an element
ψ_i^k	ψ^k evaluated at x_i^k
$\hat{\psi}_i^k$	The projection of ψ^k onto Φ_i^k
\hat{d}^k	The change of basis matrix that maps the spectral coefficients for ψ^k to those for its derivative
\mathcal{V}^k	The Vandermonde matrix, which transforms between the modal and nodal bases
d^k	The narrow nodal derivative operator
w^k	The discrete weights as a matrix
b^k	The boundary operator, the discretization of a Dirac delta function over the boundary of an element Ω^k
F^k	The “fetch” operator, which pulls information from elements neighbouring element Ω^k
D^k	The wide derivative operator, which takes neighbouring elements into account

TABLE I. Notation used in the construction of our discontinuous Galerkin scheme. All symbols are explained in more detail in the main text.

This focus on the derivative operator has very practical consequences: It allows computer programmes that currently employ finite differences methods to replace the finite differences stencil with our OLDG stencil, converting a finite differences code to a DGFE code. This transition requires: implementing loop tiling (for efficiency) so that the band-diagonal finite differences operator can be replaced by our block-diagonal discontinuous Galerkin operator, implementing the truncation scheme described in section III I, and replacing the Kreiss-Oliger dissipation operator with the right-hand-side filter operator discussed in section III L. We discuss those issues in this section below. This change from a finite difference to a DGFE method should improve the parallel efficiency significantly, as we discuss in the next section III.

In a DGFE method, there are two levels of discretization. At the top level, one breaks the domain of interest Ω into many subdomains, or *elements*, $\{\Omega_k\}_{k=1}^K$ which overlap on a set of measure zero (see figure 1). One must choose how to approximate the derivatives of a function that lives on this broken domain. At a lower level, one must choose how to approximate the piece of the global function that lives on each subdomain. From the perspective of a single element, one can think of the former as a choice of boundary conditions for the piece of the function living on the element and the latter as an ansatz for the types of functions that can live on the element. These two levels of discretization can be lumped into a single discretization step. However, making them explicit allows us to develop our discretization approach formally.

For the reader's convenience we provide a reference for the notation used in our construction in table I.

A. The Main Idea

Before we proceed with our construction, we present a toy problem which encapsulates some of the core ideas of our method. Consider two smooth functions:

$$\phi : [0, 1] \rightarrow \mathbb{R} \quad (3)$$

$$\text{and } \pi : [0, 1] \rightarrow \mathbb{R}, \quad (4)$$

each of which is defined on the interval $[0, 1]$. From these two functions, we can construct a third function $\psi : [0, 1] \rightarrow \mathbb{R}$ defined by

$$\psi(x) = \begin{cases} \phi(x) & \text{if } 0 \leq x \leq x_0 \\ \pi(x) & \text{if } x_0 < x \leq 1 \end{cases} \quad (5)$$

for some $0 < x_0 < 1$.

We wish to differentiate ψ . However, generically, ψ has a discontinuity at x_0 and is not a differentiable function. If we treat ψ as a *distribution* then its derivative can be defined *weakly*. To make this manifest, we write ψ as the sum of two distributions:

$$\psi(x) = \phi(x)\Theta(x_0 - x) + \pi(x)\Theta(x - x_0), \quad (6)$$

where

$$\Theta(x) = \begin{cases} 0 & \text{if } x < 0 \\ 1 & \text{if } x \geq 0 \end{cases} \quad (7)$$

is the Heaviside function. Then the *weak*, or *distributional* derivative of ψ is given by

$$\begin{aligned} \partial_x \psi(x) &= [\partial_x \phi(x)] \Theta(x_0 - x) - \phi(x) \delta(x - x_0) + [\partial_x \pi(x)] \Theta(x - x_0) + \pi(x) \delta(x - x_0) \\ &= [\partial_x \phi(x)] \Theta(x_0 - x) + [\partial_x \pi(x)] \Theta(x - x_0) + [\pi(x) - \phi(x)] \delta(x - x_0), \end{aligned} \quad (8)$$

where we have used the fact that the distributional derivative of the Heaviside function $\Theta(x)$ is the Dirac delta function $\delta(x)$ [90].

Equation (8) is well defined under integration with any smooth test function that has compact support over the interval $[0, 1]$. In other words,

$$\int_0^1 \Phi \partial_x \psi dx = \int_0^{x_0} \Phi \partial_x \phi dx + \int_{x_0}^1 \Phi \partial_x \pi dx + [\pi - \phi] \Big|_{x_0} \Big|_1$$

for all smooth functions Φ such that $\Phi(0) = \Phi(1) = 0$.

In the following sections, we will use a decomposition much like that given by equation (6). In this toy example, our decomposition relied on the existence of functions ϕ and π which were defined on the *entire* interval $[0, 1]$. More generally, these functions may not be given to us *a priori*, but they can be constructed.

B. The Broken Domain

We now proceed with the main construction. For simplicity suppose that the domain of interest Ω is the real interval $[X_l, X_r]$, $X_l < X_r \in \mathbb{R}$. For higher dimensions, we simply assume a Cartesian product topology. We break our domain Ω into K interior elements

$$\Omega^k := [x_l^k, x_r^k], \quad x_l^k < x_r^k \in \mathbb{R} \quad (9)$$

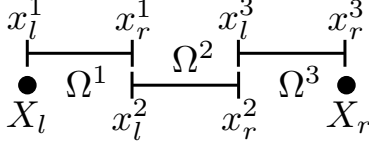
for all $k = 1, \dots, K$ and two boundary elements

$$\Omega^0 := \{x_r^0\}, \quad \Omega^{K+1} := \{x_l^{K+1}\} \quad (10)$$

with $x_r^0 = X_l$ and $x_l^{K+1} = X_r$ such that,

$$x_r^{k-1} = x_l^k \text{ and } x_r^k = x_l^{k+1} \quad (11)$$

for all $k = 1, \dots, K$. (Note that these boundary elements are singleton sets.) We also demand that the union of all

FIG. 1. A broken domain with $K = 3$.

$K + 2$ elements comprises the whole domain:

$$\bigcup_{k=0}^{K+1} \Omega^k = \Omega. \quad (12)$$

For convenience, we define the element width

$$h^k = x_r^k - x_l^k. \quad (13)$$

Figure 1 shows the structure of Ω for three elements, e.g., when $K = 3$.

On our domain Ω , we wish to represent the arbitrary function $\psi(x)$. ψ may be either a scalar or vector quantity. For simplicity, we will assume here that it is a scalar. We call the restriction of ψ onto a given element Ω^k , ψ^k . We demand that each ψ^k be smooth but we allow ψ to have jump discontinuities at the domain boundaries $\{x_r^k = x_l^{k+1}\}$. Notice that in this description, each Ω^k overlaps with its neighbours Ω^{k-1} and Ω^{k+1} at exactly one point. These points of overlap are exactly the points where ψ^k is allowed to be discontinuous and

$$\psi_r^k := \psi^k(x_r^k) \text{ and } \psi_l^{k+1} := \psi^{k+1}(x_l^{k+1}) \quad (14)$$

can be thought of as the left- and right-hand limits of ψ respectively. These conditions are equivalent to the standard choices one makes for a typical one-dimensional DGFE method.

For clarity, we define the following convention. Functions living on the domain Ω will be represented by lower-case Greek letters. Elements will be indexed by a superscript, and positions within an element will be denoted by a subscript.

We can formalize the restriction of ψ to ψ^k by defining the *characteristic function*

$$\chi^k(x) := \begin{cases} 1 & \text{if } x \in \Omega^k \\ 0 & \text{else} \end{cases} \quad (15)$$

such that

$$\psi(x)\chi^k(x) = \begin{cases} \psi^k(x) & \text{if } x \in \Omega^k \\ 0 & \text{else} \end{cases}. \quad (16)$$

Note that product (16) is defined pointwise as a function. However, since the product of two distributions is in general not well-defined, it is *not* a proper distribution. The techniques Colombeau and coworkers [39] can be used to define such a distribution. However, we will not need to do so.

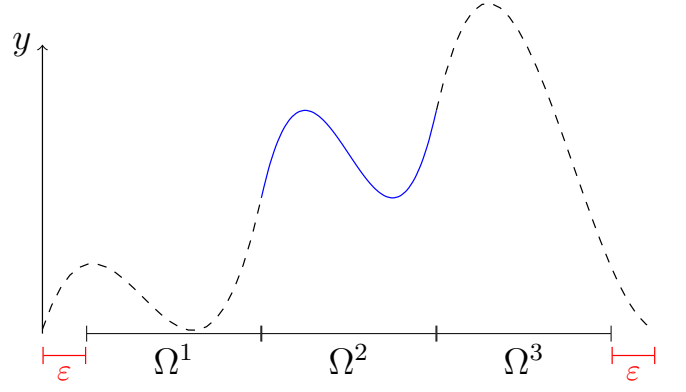


FIG. 2. An example test function Φ_i^2 for the domain Ω^2 with $K = 3$. When restricted to Ω^2 , the set $\{\chi^2 \Phi_i^2\}_{i=0}^\infty$ forms an orthonormal basis for $C^\infty(\Omega^2)$. However, each Φ_i^2 is smooth over and has compact support on the *whole* interval $[X_l - \varepsilon, X_r + \varepsilon]$. The restriction $\chi^2 \Phi_i^2$ (for some i) is shown as a solid line. The remainder of the function is shown as a dashed line.

We also introduce two inner products, one local to a subdomain Ω^k and one for the entire domain. If ψ^k and ϕ^k are functions on Ω^k , then the subdomain inner product is

$$\langle \psi^k, \phi^k \rangle_{\Omega^k} = \int_{x_l^k}^{x_r^k} \psi^k(x) w^k(x) \phi^k(x) dx, \quad (17)$$

where $w^k(x)$ is an as-of-yet undecided weight function. If ψ and ϕ are instead functions on the whole domain Ω , then the overall inner product is:

$$\langle \psi, \phi \rangle_\Omega = \int_{X_l}^{X_r} \psi(x) w(x) \phi(x) dx = \sum_{k=1}^K \langle \psi^k, \phi^k \rangle_{\Omega^k}, \quad (18)$$

where $w(x)$ is the weight function for the whole domain and ψ^k and ϕ^k are the appropriate restrictions of ψ and ϕ .

We will sometimes be interested in a slightly extended integral. Let

$$\varepsilon > 0, \quad \varepsilon \in \mathbb{R}. \quad (19)$$

Then we define the *extended domain*

$$\tilde{\Omega} := [X_l - \varepsilon, X_r + \varepsilon] \quad (20)$$

and *extended inner product*

$$\langle \psi, \phi \rangle_{\tilde{\Omega}} := \int_{X_l - \varepsilon}^{X_r + \varepsilon} \psi(x) w(x) \phi(x) dx. \quad (21)$$

This extension is useful for handling the discontinuities at Ω^0 and Ω^{K+1} .

Since we allow functions on Ω to be piecewise smooth and therefore not everywhere differentiable, we are interested in their properties in a *weak* or *distributional* sense.

Therefore for each $k = 1, \dots, K$ and each element Ω^k , we define a set of smooth test functions, $\{\Phi_i^k\}_{i=0}^\infty$, each defined on the *whole* extended interval $\tilde{\Omega} = [X_l - \varepsilon, X_r + \varepsilon]$.

We demand that, for all $i \in \mathbb{N}$ and $k = 1, \dots, K$,

$$\Phi_i^k(X_l - \varepsilon) = \Phi_i^k(X_r + \varepsilon) = 0 \quad (22)$$

and that, for all $\phi^k \in C^\infty(\Omega^k)$, there exists a set of spectral coefficients $\{\hat{\phi}_i^k\}_{i=0}^\infty$, $\hat{\phi}_i^k \in \mathbb{R}$, such that

$$\phi^k(x) = \sum_{i=0}^\infty \hat{\phi}_i^k \chi^k(x) \Phi_i^k(x). \quad (23)$$

In other words, every Φ_i^k has compact support on the interval $[X_l - \varepsilon, X_r + \varepsilon]$ and, for each k , the set of restrictions $\{\chi^k \Phi_i^k\}_{i=0}^\infty$ forms an orthonormal basis for $C^\infty(\Omega^k)$. Other than insisting on smoothness and compact support, we do not need to constrain our test functions outside of their respective elements. (From now on, we will represent spectral coefficients with hats.)

The choice of weight function w^k is tied to the choice of basis functions Φ_i^k . We may use it to ensure that our test functions are orthogonal. The weight function for the whole domain, $w(x)$ must be chosen for compatibility with w^k .

Note that our basis functions are quite different from those defined in a standard discontinuous Galerkin method. In the usual DGFE approach one can define the test functions as a set of piecewise smooth functions on Ω with discontinuities at element boundaries. However, if the test functions themselves are discontinuous, we cannot rigorously apply distribution theory.

In our case we define a set of test functions on each element. However, each test function is defined outside the element, with compact support on an appropriately extended domain, as shown in figure 2. This construction ensures that all our test functions are smooth and that the standard results from distributional theory hold.

In particular, if $\Theta(x)$ and $\delta(x)$ are the Heaviside and Dirac delta functions respectively, then

$$\langle \partial_x \Theta, \Phi_i^k \rangle_{\tilde{\Omega}} = \langle \delta, \Phi_i^k \rangle_{\tilde{\Omega}} \quad (24)$$

for all $i \in \mathbb{N}$ and $k = 1, 2, \dots, K$ [90].

For convenience, we define the *shifted* Heaviside and Dirac delta functions

$$\Theta_l^k(x) := \Theta(x_l^k - x), \quad \Theta_r^k(x) := \Theta(x - x_r^k), \quad (25)$$

$$\delta_l^k(x) := \delta(x - x_l^k), \text{ and } \delta_r^k(x) := \delta(x - x_r^k), \quad (26)$$

which are centred on the element boundaries $\{x_l^k, x_r^k\}_{k=1}^K$. (Note that Θ_l^k is inverted in x so it is nonzero for $x < x_l^k$ and zero for $x > x_l^k$.) In this language, we can write the distributional derivative of the characteristic function as

$$\langle \partial_x \chi^j, \Phi_i^k \rangle_{\tilde{\Omega}} = \langle \delta_l^j, \Phi_i^k \rangle_{\tilde{\Omega}} - \langle \delta_r^j, \Phi_i^k \rangle_{\tilde{\Omega}} \quad (27)$$

for all $i \in \mathbb{N}$ and all $j, k = 1, 2, \dots, K$.

For the remainder of this paper, the restrictions $\chi^k \Phi_i^k$ of our test functions Φ_i^k to the interior of an element Ω^k are assumed to be the Legendre polynomials, defined in appendix A. (It doesn't matter what they are outside Ω^k , as long as they are smooth and have compact support.) This means our element-wise weight function is $w^k = 1$.

We make this assumption partly to make contact with traditional nodal DGFE methods, where this is the norm, and partly for simplicity. Although we did not explore them, other choices such as Chebyshev polynomials are certainly possible and potentially desirable. Choice of (orthonormal) basis function and associated collocation points affect both the timestep and the conditioning of the linear operator that transforms between nodal and modal bases [27] (see section IID). For more details on some of the effects varying the basis or collocation points can have, see [27] or [91].

As long as the collocation points include the boundaries of the element, as described appendix A, our main results are unchanged by the choice of basis or collocation points.

C. The Modified Derivative Operator

To take the derivative of an arbitrary distribution ϕ defined on Ω , we will decompose it into the sum of several distributions, just as in section IIA. However, to follow this procedure, each ϕ^k must be smoothly defined on the whole extended domain $\tilde{\Omega}$. Therefore, for each ψ^k , we define a *smooth continuation*

$$\tilde{\psi}_s^k \in C^\infty(\tilde{\Omega}) : \tilde{\Omega} \rightarrow \mathbb{R} \quad (28)$$

such that

$$\chi^k \tilde{\psi}_s^k = \chi^k \psi. \quad (29)$$

In other words, within Ω^k , ψ and $\tilde{\psi}_s^k$ must agree. However, outside of Ω^k they generically do not.

Armed with this machinery, we can perform a procedure analogous to that in section IIA to compute the derivative of a piecewise smooth function ϕ on Ω . To this end, consider the following *discontinuous continuation* of the restriction of ψ^k :

$$\tilde{\psi}_d^k(x) := \tilde{\psi}_s^k(x) \chi^k(x) + (\psi^*)_l^k \Theta_l^k(x) + (\psi^*)_r^k \Theta_r^k(x), \quad (30)$$

where $(\psi^*)_l^k$ and $(\psi^*)_r^k$ are chosen to incorporate information about ψ_r^{k-1} and ψ_l^{k+1} respectively. Note that since $\tilde{\psi}_s^k$ is smooth, $\tilde{\psi}_d^k$ is a proper distribution with no ambiguities other than the choice of ψ^* , which is analogous to the choice of numerical flux in a traditional DGFE scheme.

We now approximate the derivative of ψ as the weak derivative of $\tilde{\psi}_d^k(x)$ for $x \in \Omega^k$. To calculate this weak derivative, we differentiate and take the inner product with an arbitrary test function Φ_i^k :

$$\begin{aligned}
\langle \Phi_i^k, \partial_x \tilde{\psi}_d^k \rangle_{\tilde{\Omega}} &= \langle \Phi_i^k, \partial_x [\chi^k(x) \tilde{\psi}_s^k(x)] \rangle_{\tilde{\Omega}} + (\psi^*)_l^k \langle \Phi_i^k, \partial_x \Theta_l^k(x) \rangle_{\tilde{\Omega}} + (\psi^*)_r^k \langle \Phi_i^k, \partial_x \Theta_r^k(x) \rangle_{\tilde{\Omega}} \\
&= \langle \Phi_i^k, \chi^k \partial_x \tilde{\psi}_s^k \rangle_{\tilde{\Omega}} + \langle \Phi_i^k, \tilde{\psi}_s^k \partial_x \chi^k \rangle_{\tilde{\Omega}} + (\psi^*)_l^k \langle \Phi_i^k, \partial_x \Theta_l^k(x) \rangle_{\tilde{\Omega}} + (\psi^*)_r^k \langle \Phi_i^k, \partial_x \Theta_r^k(x) \rangle_{\tilde{\Omega}} \\
&= \langle \Phi_i^k, \partial_x \psi^k \rangle_{\Omega^k} - [(\psi^*)_l^k - \psi_l^k] \langle \Phi_i^k, \delta_l^k \rangle_{\tilde{\Omega}} + [(\psi^*)_r^k - \psi_r^k] \langle \Phi_i^k, \delta_r^k \rangle_{\tilde{\Omega}} \\
&= \langle \Phi_i^k, \partial_x \psi^k \rangle_{\Omega^k} + \Phi_i^k(x) [(\psi^*)_l^k - \psi_l^k] \Big|_{x_l^k}^{x_r^k} \\
&= \langle \Phi_i^k, \partial_x \psi^k \rangle_{\Omega^k} + \langle \Phi_i^k, (\psi^*)_l^k - \psi_l^k \rangle_{\partial \Omega^k}, \tag{31}
\end{aligned}$$

where in the first step we employ the product rule; in the second, we utilize equations (15), (27), and (24); in the third, we utilize the definition of the Dirac delta function; and in the final step, we recognize $\langle \phi, \psi \rangle_{\partial \Omega^k}$ as the integral over the boundary of Ω^k , defined in the usual way.

Note that, although $\partial_x \tilde{\psi}_d^k$ is well-defined as distribution, the product of distributions $g(\psi) \partial_x \tilde{\psi}_d^k$, for an arbitrary nonlinear function g , may not be. Therefore, although we have a distributional derivative, we may not be able to use it to weakly define a system of equations. This difficulty can be overcome on a system-by-system basis via the work of, e.g., LeFloch et al. [35–38] or Colombeau et al. [39, 40]. We are more interested in a general framework which may be used with any sufficiently well-behaved hyperbolic system. Therefore we do not address this issue here.

D. Moving to the Discrete

Our description of the derivative so far assumes that the restriction ψ^k is an arbitrary smooth function. Therefore, to obtain a discrete scheme, we must make an ansatz about ψ^k . We choose a pseudospectral ansatz. We briefly discuss some of the details of this ansatz in appendix A. For a review of pseudospectral methods, see [92].

To make our method a Galerkin method, for each element Ω^k , we choose some $P^k \in \mathbb{N}$ and some subset $\{\Phi_i^k\}_{i=0}^{P^k}$ of the test functions Φ_i^k and demand that any function ψ^k is a linear combination of the restriction of those test functions onto Ω^k :

$$\psi^k(x) = \sum_{i=0}^{P^k} \hat{\psi}_i^k \Phi_i^k(x) \quad \forall x \in \Omega^k, \tag{32}$$

where $\hat{\psi}_i^k \in \mathbb{R}$ are spectral coefficients. Note that since we have chosen our test functions to be the Legendre polynomials, P^k is also the highest-order polynomial which can be represented within an element.

Then, we demand that the weak derivative relations (24) and (31) only hold for all $0 \leq i \leq P^k$, rather than for all $k \in \mathbb{N}$. In this modal representation, we can relate

$\psi^k(x)$ to its derivative $\partial_x \psi^k(x)$ in the standard way,

$$\partial_x \psi^k(x) = \sum_{i=0}^{P^k} \left(\widehat{\partial_x \psi} \right)_i^k \Phi_i^k(x), \tag{33}$$

where the spectral coefficients are given by

$$\left(\widehat{\partial_x \psi} \right)_i^k = \sum_{j=0}^{P^k} \langle \partial_x \Phi_i^k(x), \Phi_j^k(x) \rangle_{\Omega^k} \hat{\psi}_j^k, \tag{34}$$

which can be thought of as a change-of-basis operation. For convenience, we define the matrix \hat{d}^k , whose components are given by

$$\hat{d}_{ij}^k := \langle \partial_x \Phi_i^k(x), \Phi_j^k(x) \rangle_{\Omega^k}. \tag{35}$$

We also construct a nodal representation. Within each element, we assume a discrete set of points $\{x_i^k\}_{i=0}^{P^k}$ such that $x_0^k = x_l^k$ and $x_{P^k}^k = x_r^k$. One good choice for $\{x_i^k\}_{i=0}^{P^k}$ is the Gauss-Lobatto points of $\{\Phi_i^k\}_{i=0}^{P^k}$. Given a set of values ψ_i^k , $\psi^k(x)$ is assumed to interpolate the values such that $\psi^k(x_i^k) = \psi_i^k$. In this nodal representation, the element-wise inner product is approximated by the Gauss-Lobatto quadrature rule

$$\langle \phi^k, \psi^k \rangle_{\Omega^k} \approx \sum_{i=0}^{P^k} \phi_i^k \psi_i^k w_i^k, \tag{36}$$

where w_i^k are the discrete weights of the inner product.

We emphasize that even when the continuum weights are trivial, as they are for the Legendre polynomials, the discrete weights w_i^k will not be. Given a set of test functions and continuum weights, they are determined by the locations of collocation points, as described in appendix A. Figure 3 shows the approximate values of the weights and locations of the collocation points for an element of order $P^k = 4$ and weight h^k .

If we collect the ϕ_i^k and ψ_i^k into vectors $\boldsymbol{\phi}^k$ and $\boldsymbol{\psi}^k$ respectively, we can define the quadrature rule as a matrix operation:

$$\langle \phi^k, \psi^k \rangle_{\Omega^k} = (\boldsymbol{\phi}^k)^T \mathbf{w}^k \boldsymbol{\psi}^k, \tag{37}$$

where $w_{ij}^k = w_i^k \delta_{ij}$. The inner product over the whole domain remains the sum over the element-wise inner products as in equation (18).

$$\mathbf{w}^k \approx \frac{h^k}{2} \begin{pmatrix} 0.1 \\ 0.54 \\ 0.71 \\ 0.54 \\ 0.1 \end{pmatrix} \text{ and } \mathbf{x}^k \approx \frac{x_l^k + x_r^k}{2} + \frac{h^k}{2} \begin{pmatrix} -1 \\ -0.65 \\ 0 \\ 0.65 \\ 1 \end{pmatrix}$$

FIG. 3. The approximate weights w_i^k and collocation points x_i^k for an element of order $P^k = 4$ and width h^k .

To move between the modal and nodal representations, we introduce the generalized Vandermonde matrix,

$$\mathcal{V}_{ij}^k := \Phi_j^k(x_i^k), \quad (38)$$

such that the vector of nodal coefficients is obtained by applying the Vandermonde matrix to the vector of modal coefficients:

$$\boldsymbol{\psi}^k = \mathcal{V}^k \hat{\boldsymbol{\psi}}^k. \quad (39)$$

This also gives us a nodal representation of element-wise differentiation. We define the element-wise derivative operator as

$$d^k := \mathcal{V}^k \hat{d}^k (\mathcal{V}^k)^{-1}, \quad (40)$$

which is nothing more than the standard pseudospectral derivative operator for the domain Ω^k . For reasons that will soon become clear, we call d^k the *narrow* derivative operator.

At this point, we must make a choice about how to represent an inner product that integrates over the boundary of a domain. As a guiding principle, we will use the discrete analogue of integration by parts, summation by parts, for the inner product within a single element. In other words, we want the following to hold:

$$\langle \phi^k, \partial_x \psi^k \rangle_{\Omega^k} + \langle \partial_x \phi^k, \psi^k \rangle_{\Omega^k} = \langle \phi^k, \psi^k \rangle_{\partial\Omega^k}. \quad (41)$$

In the discrete case, we can write an inner product over the boundary of an element as a standard inner product where one of the operands is multiplied by a special matrix, b^k , which we call the *boundary operator*:

$$\langle \phi^k, \psi^k \rangle_{\partial\Omega^k} = (\boldsymbol{\phi}^k)^T w^k b^k \boldsymbol{\psi}^k = (b^k \boldsymbol{\phi}^k)^T w^k \boldsymbol{\psi}^k. \quad (42)$$

The boundary operator is determined by equations (37) and (41) to be given by

$$w^k b^k = w^k d^k + (w^k d^k)^T, \quad (43)$$

where w^k and d^k are the element-wise weight and differentiation matrices respectively.

The matrix b^k is essentially a discretization of the Dirac delta function centred on the boundary of Ω^k . It has components given by

$$b_{ij}^k = \frac{2b_0^k}{h^k} (\delta_{i,P^k} \delta_{j,P^k} - \delta_{i,0} \delta_{j,0}), \quad (44)$$

$$b^k = \frac{1}{h^k} \begin{pmatrix} -20 & 0 & 0 & 0 & 0 \\ 0 & 0 & 0 & 0 & 0 \\ 0 & 0 & 0 & 0 & 0 \\ 0 & 0 & 0 & 0 & 0 \\ 0 & 0 & 0 & 0 & 20 \end{pmatrix}$$

FIG. 4. The matrix b^k for an element of width h^k and order $P^k = 4$.

where $b_0 > 0 \in \mathbb{R}$ depends on P^k . The product $w^k b^k$ has the particularly simple form

$$(w^k b^k)_{ij} = \delta_{i,P^k} \delta_{j,P^k} - \delta_{i,0} \delta_{j,0} \quad (45)$$

so that the integral over the boundaries of an element matches the continuum result,

$$\langle \phi^k, \psi^k \rangle_{\partial\Omega^k} = \phi_r^k \psi_r^k - \phi_l^k \psi_l^k.$$

Figure 4 provides an example of b^k in matrix form for an element of width h^k and order $P^k = 4$.

We now set about the task of defining the discrete analog of equation (31) which, in our scheme, will replace the pseudospectral derivative (40). We must first choose a definition of ψ^* , the quantity in equation (30) that represents the information we pull from a neighbouring element. There are a number of choices one can make. However, we make the following, relatively simple, choice. Let the suggestively named $(b^k)^{-1} F^k$ be any operator that maps

$$\psi_l^k \rightarrow \psi_r^{k-1} \quad (46)$$

$$\text{and } \psi_r^k \rightarrow \psi_l^{k+1}. \quad (47)$$

Note that the name $(b^k)^{-1} F^k$ is an abuse of notation, as b^k has no inverse. We then define the *fetch operator*

$$F^k := b^k [(b^k)^{-1} F^k], \quad (48)$$

which performs the same role as $(b^k)^{-1} F^k$, but selects only boundary terms for integration, making any non-boundary properties of $(b^k)^{-1} F^k$ irrelevant.

Like the boundary operator b^k , the fetch operator F^k is essentially a discretization of a delta function centred at the boundary of Ω^k . However, since functions are allowed to be discontinuous at element boundaries, there is an ambiguity. The boundary operator selects for the values of a function within an element, the “inside limit,” while the fetch operator selects for values of a function outside an element, the “outside limit.” If we introduce the shorthand

$$x_r^{k-1} = x_{-1}^k \text{ and } x_l^{k+1} = x_{P^k+1}^k, \quad (49)$$

then the fetch operator has components

$$F_{ij}^k = \frac{2b_0^k}{h^k} (\delta_{i,P^k} \delta_{j,P^k+1} - \delta_{i,0} \delta_{j,-1}) \quad (50)$$

for all $i = 0, 1, \dots, P^k$ and $j = -1, 0, \dots, P^k, P^k + 1$.

Now let

$$(\psi^*)^k = \frac{1}{2}\xi [(b^k)^{-1}F^k] \psi^k - \frac{1}{2}\psi^k \quad (51)$$

so that

$$b^k(\psi^*)^k = \frac{1}{2} [\xi F^k \psi^k - b^k \psi^k], \quad (52)$$

where $\xi \in \mathbb{R}$. Combining this choice of $(\psi^*)^k$ with equation (31) results in the following discrete element-wise, *weak* derivative operator:

$$\partial_x \tilde{\psi}^k = D^k \psi^k := \left[d^k - \frac{1}{2}b^k + \frac{1}{2}\xi F^k \right] \psi^k, \quad (53)$$

where we call D^k the element-wise *wide derivative* operator because it takes information from neighbouring elements. D^k is the differential operator for OLDG methods.

In general we define the following convention. Any operator that takes information from a *single* element we call *narrow*. Any operator that takes information from an element and its nearest neighbours, we call *wide*. Narrow operators will be represented by lower-case Latin symbols while wide operators will be represented by upper-case Latin symbols. In the functional notation of equations (46) and (47), the addition of wide and narrow operators is unambiguous. In matrix notation, we simply pad the narrow operator with columns of zeros so that the matrices are the same shape.

E. Summation By Parts

We insist that our operator D^k from equation (53) satisfy summation by parts. Given the strongly hyperbolic nature of the BSSN system [14], we expect this restriction to provide linear stability.

By construction, summation-by-parts is satisfied within each element Ω^k . However, stability proofs require integration over the *whole domain* Ω . We define the wide derivative operator over the whole domain D such that, for all ψ on Ω ,

$$D\psi(x) = (D^k \psi^k)(x) \quad \forall x \in \Omega^k \quad \forall 1 \leq k \leq K. \quad (54)$$

We then seek a value of ξ , defined in equation (53), such that, for all ψ, ϕ ,

$$\langle \psi, D\phi \rangle_\Omega + \langle D\psi, \phi \rangle_\Omega = \langle \psi, \phi \rangle_{\partial\Omega}, \quad (55)$$

where

$$\langle \psi, \phi \rangle_{\partial\Omega} = \psi\phi \Big|_{x=X_r} - \psi\phi \Big|_{x=X_l}. \quad (56)$$

Note that there are two collocation points at the physical position X_l : x_r^0 and x_l^1 , and similarly for X_r . Therefore, we can reasonably expect summation by parts to average

over these two values in some way. For example, we might accept the relationship

$$\langle \psi, \phi \rangle_{\partial\Omega} = \frac{1}{2} [(\psi_r^K \phi_l^{K+1} + \psi_l^{K+1} \phi_r^K) - (\psi_l^1 \phi_r^0 + \psi_r^0 \phi_l^1)],$$

which is the mixed average of left- and right-hand limits of ϕ and ψ at the boundary. (This combination is arbitrary. Other relationships might also be acceptable.)

We find that the only value of ξ that satisfies summation by parts is $\xi = 1$. (See appendix B for a proof.) Therefore, the final version of the derivative operator is

$$D^k = d^k - \frac{1}{2} [b^k - F^k]. \quad (57)$$

Note that $\xi = 1$ may not be the only stable choice. Depending on the continuum differential system, other values may result in a scheme that is dissipative at element boundaries so that the energy norm is non-increasing. Indeed, dissipation at element boundaries is typical of DGFE schemes [93]. However, we did not explore this possibility.

In appendix C, we provide an example of how summation-by-parts can be used to demonstrate the stability of an OLDG discretization of the wave equation in second-order form.

F. Properties

Given a set of collocation points x_i^k , D^k maps the P^k+3 points $\{x_r^{k-1}\} \cup \{x_i^k\}_{i=0}^{P^k} \cup \{x_l^{k+1}\}$ to the P^k+1 points $\{x_i^k\}_{i=0}^{P^k}$. Physically, it maps a function on the exterior faces and interior of an element Ω^k to a function defined only on the interior. In this picture the OLDG stencil can be thought of as a finite differences stencil with non-constant coefficients and a special, weak, boundary operator. If we use our wide derivative to discretize the linear wave equation in first-order form, we recover a standard DGFE method in the strong formulation with a simple central flux. We demonstrate this in appendix E. Therefore OLDG methods are truly a generalization of current DGFE methods.

Figures 5, 6, and 7 show examples of D^k for elements of width h^k and order $P^k = 2, 3$, and 4 respectively. Here we use the shorthand described in equation (49) such that i ranges from 0 to P^k and j ranges from -1 to P^k+1 . The first and last columns pull information from the neighbouring elements. Because of space constraints, with the exception of the $P^k = 2$ case, we show only the approximate numeric values of the coefficients of D^k . The full values are available in a public repository containing our supplemental materials [94].

In the first column, only the first row is nonzero. And likewise in the last column, only the last row is nonzero. This indicates that collocation points in the neighbouring elements affect only the face of the element Ω^k . The internal diagonal of the matrix vanishes, which indicates that

$$D^k = \frac{1}{h^k} \begin{pmatrix} -3 & 0 & 4 & -1 & 0 \\ 0 & -1 & 0 & 1 & 0 \\ 0 & 1 & -4 & 0 & 3 \end{pmatrix}$$

FIG. 5. The wide derivative operator D^k for elements with a Legendre basis, polynomial order $P^k = 2$, and element width h^k .

$$D^k \approx \frac{1}{h^k} \begin{pmatrix} -6 & 0 & 8.09 & -3.09 & 1 & 0 \\ 0 & -1.62 & 0 & 2.24 & -0.62 & 0 \\ 0 & 0.62 & -2.24 & 0 & 1.62 & 0 \\ 0 & -1 & 3.09 & -8.09 & 0 & 6 \end{pmatrix}$$

FIG. 6. The wide derivative operator D^k for elements with a Legendre basis, polynomial order $P^k = 3$, and element width h^k .

$$D^k \approx \frac{1}{h^k} \begin{pmatrix} -10 & 0 & 13.51 & -5.33 & 2.82 & -1 & 0 \\ 0 & -2.48 & 0 & 3.49 & -1.53 & 0.52 & 0 \\ 0 & 0.75 & -2.67 & 0 & 2.67 & -0.75 & 0 \\ 0 & -0.52 & 1.53 & -3.49 & 0 & 2.48 & 0 \\ 0 & 1 & -2.82 & 5.33 & -13.51 & 0 & 10 \end{pmatrix}$$

FIG. 7. The wide derivative operator D^k for elements with a Legendre basis, polynomial order $P^k = 4$, and element width h^k .

the derivative of a function ϕ at a collocation point x is independent of the value of ϕ at x . Finally, because D^k represents a first derivative with respect to x , $D^k \phi \rightarrow -D^k \phi$ as $x \rightarrow -x$. This is reflected in the symmetry properties of the matrix, which obeys the relationship:

$$D_{ij}^k = -D_{(P^k-i)(P^k-j)}^k \quad (58)$$

for all $i = 0, 1, 2, \dots, P^k$ and $j = -1, 1, 2, \dots, P^k + 1$. These properties are generic in our scheme.

G. Consistency

It is important to check that, if we differentiate a smooth function, our OLDG derivative converges to the continuum derivative in the separate limits of $h^k \rightarrow 0$ and $P^k \rightarrow \infty$. We call this property *consistency*.

To check consistency, suppose we seek to approximately differentiate a smooth function ϕ . Then

$$D^k \phi^k = d^k \phi^k$$

and our OLDG derivative reduces to a pseudospectral derivative within the domain Ω^k . Therefore the standard results for spectral methods apply and, as long as the physical solution is smooth, equation (57) provides a consistent approximation of a derivative [27, 95, 96].

More generally, if the continuum function ϕ is continuous at element boundaries, the spectral consistency results hold. If the continuum solution is *discontinuous* at element boundaries, then the wide component of our operator contributes and the issue is more delicate. We do not address it here.

H. Higher Derivatives

So far, we have only described how to approximate the continuum operator ∂_x . However, we'd also like to approximate higher derivatives. To approximate the second derivative $\partial_x^2 \psi$ of a function ψ , we introduce an auxiliary variable

$$\nabla \psi := D\psi, \quad (59)$$

where D is the wide derivative operator defined in equation (54), which is not evolved, but calculated globally whenever a second derivative is required. We then calculate the second derivative as

$$\frac{\partial^2}{\partial x^2} \psi \approx D \nabla \psi. \quad (60)$$

This may not be the most efficient way of calculating higher derivatives. However, it was the only generic approach we could find that produced second derivatives compatible with the first derivatives defined in section II E in the summation by parts sense:

$$\langle \psi, D^2 \phi \rangle_\Omega + \langle D\psi, D\phi \rangle_\Omega = \langle \psi, D\phi \rangle_{\partial\Omega}, \quad (61)$$

where D^2 refers to a wide second derivative operator.

We note that this approach to higher derivatives does come at a price. Since we must know $\nabla \phi$ on neighbouring elements before we can calculate $\partial_x^2 \phi$, we must wait for this calculation to finish before proceeding with our calculation of the right-hand-side. This reduces the parallelism of the scheme.

I. Truncation

In this section, we make a connection to a recent development in the LDG methods of Shu and collaborators. Consider the linear first-order in time, second-order in space wave equation defined on the interval $[X_l, X_r]$,

$$\begin{aligned} \frac{\partial \phi}{\partial t} &= \psi \\ \frac{\partial \psi}{\partial t} &= c^2 \partial_x^2 \phi, \end{aligned} \quad (62)$$

where $\phi, \psi \in L_2(\Omega)$ are subject to appropriate initial and boundary conditions. We seek to discretize equations (62) using our DGFE scheme. This means replacing ϕ and ψ by approximate representations ϕ^k and ψ^k made up of the basis functions Φ_i^k . We abuse notation here and

denote by ψ^k not only the restriction to element Ω^k but also the discretization.

Naively, one would use the same number of basis functions to represent ϕ and ψ within each element. And indeed this is precisely the procedure Cockburn and Shu propose in [57]. In [86], Xing et al. show that if ψ is represented as a piecewise polynomial of order $P^k = p \in \mathbb{N}$ in each element Ω^k , but ϕ is represented only as a piecewise polynomial of order $P^k = p - 1$, it is possible to obtain an energy conserving method that is superconvergent such that the error in the solution is of order $\mathcal{O}((h^k)^{P_k+3/2})$. Whether or not a DGFE method is superconvergent depends strongly on the choice of numerical flux. For linear first-order systems, superconvergence is expected [27] but it is not always achieved in LDG methods [62].

Motivated by this choice, we represent ϕ as a polynomial of order $P^k = p$ but we represent ψ as a polynomial of order $P^k = p - 1$. This matches with the observation due to Richardson [97] that in the numerical solution of a hyperbolic PDE, the $(h^k)^{-n}$ term in the solution introduced by differentiation n times is exactly cancelled by multiplications by h^k due to time integration (with a CFL factor). ϕ is ψ integrated, so it is multiplied by h^k , reducing the error. We do not obtain superconvergence, but we have found this procedure to significantly improve convergence and stability.

More generally, given a system of equations,

$$\partial_t \psi = \mathcal{L}[\psi, \partial_j \psi, \partial_j \partial_k \psi],$$

we call all variables with no spatial derivatives in their right-hand-sides *primary variables* and all other variables *conjugate variables*. Within an element, we represent all variables as linear combinations of the P^k basis functions. However, at each integrator substep and for each conjugate variable, we set the spectral coefficient associated with the $(P^k)^{\text{th}}$ mode of a conjugate variable to zero. We call this procedure *truncation*. The process of truncation acts as artificial dissipation, improving the nonlinear stability of our scheme. (OLDG methods are linearly stable, so the stability cannot be improved.) Truncation also eliminates terms of order $\mathcal{O}((h^k)^{P^k+1})$ in our pointwise error estimates, providing cleaner convergence results.

J. Time Integration

With our derivatives defined, we integrate our scheme via the method of lines and an explicit time integrator such as the fourth-order total variation diminishing Runge-Kutta scheme proposed by Gottlieb and Shu [98] or the 8(7) scheme due to Dormand and Prince [99, 100].

Unfortunately, the timesteps for a DGFE method must be smaller than for a finite differences method. Although there is no proof for high-order elements [101], the time step size for DGFE methods for global timestepping is believed to obey

$$\Delta t \leq \min_{0 < k \leq K} \Delta t^k \quad (63)$$

where

$$\Delta t^k := C_{\text{CFL}} \frac{h^k}{(P^k + 1)^2} \quad (64)$$

where $C_{\text{CFL}} > 0 \in \mathbb{R}$ is a constant that depends on the system being solved [27]. (The bound was proven for polynomial order $P^k = 1$ [102].) In our simulations we choose

$$C_{\text{CFL}} \leq 0.45 \quad (65)$$

however larger timesteps may be possible.

There exist several techniques for increasing the CFL factor beyond that implied by equations (63) and (64), which we do not explore but which may be of use to the interested reader. For more details on these techniques, see [101, 103, 104] and references therein. Local time-stepping in the context of DGFE methods is discussed in [105]. We do not implement local time-stepping, however the implementation for OLDG methods should be the same as for standard DGFE methods.

K. Convergence

We do not prove convergence for the BSSN system. However, we know from section II G and appendix C that an OLDG discretization of the linear wave equation is both consistent and stable. Therefore by the Lax-Richtmyer theorem [106], it is convergent, with error bounded by the standard pseudospectral consistency bounds [27, 95, 96].

We can also obtain stronger, pointwise bounds. In appendix D we show that, for the linear, second-order wave equation (62) with arbitrary initial conditions, we have

$$\phi_i^k = \phi(t, x_i^k) + \mathcal{E}^k(t, x_i^k) (h^k)^{P^k}, \quad (66)$$

where ϕ_i^k is the numerical solution in element Ω^k with element width h^k and element order P^k at collocation point x_i^k . ϕ is the true solution, and \mathcal{E}^k is a function, which may depend on the location of the collocation points x_i^k but is independent of h^k and P^k , that determines the error. In this proof we show that convergence does not depend on whether or not we truncate as described in section III I.

We argue that these convergence results provide analytic evidence that discretizations of more general systems are convergent to the appropriate order when discretized with our OLDG stencil. The numerical experiments discussed in section IV support our claim.

L. Filtering

It is well known that a numerical scheme that is linearly stable may become unstable when used to solve a nonlinear system of equations, even when those equations are well-posed. In spectral and DGFE methods, we

can interpret the loss of stability as emerging from the fact that the interpolating polynomial representing the derivative of a function is not the same as the derivative of an interpolating polynomial. This is usually called *aliasing error*. Stability can often be restored by *filtering* the spectral coefficients to remove energy from the short-wavelength modes [107].

These filtering techniques were originally motivated by the need to capture shocks in nonlinear flux-conservative systems and, more generally, to efficiently represent discontinuous functions spectrally [108]. However, they are often required even when the solution is smooth. If the system is nonlinear, aliasing error can drive an instability. The BSSN equations are no exception [79, 80].

One can think of the truncation scheme described in section III as a type of filter and we have found that, in many situations it provides all the required dissipation. However, since truncation is a projection-type operation, it is not tunable. We therefore develop a more traditional, tunable, filtering scheme which can be utilized if necessary.

We choose a modification of the spectral viscosity technique developed by Tadmor and collaborators for pseudospectral methods [109–112]. Consider the semi-discrete system of the form

$$\frac{\partial}{\partial t}\phi = \mathcal{L}[\phi, D\phi, D^2\phi], \quad x \in [X_l, X_r], \quad (67)$$

where \mathcal{L} is some nonlinear operator that acts on ϕ and its first two wide OLDG derivatives, as defined in equation (57), subject to appropriate initial and boundary data. To make contact with traditional pseudospectral methods, we initially assume that $K = 1$ such that there is a single element, of width $h^k = h$ and order $P^k = p$. In this limit, our discontinuous Galerkin scheme becomes a pseudospectral method with weak boundary conditions. Once we have developed filtering in this setting, we will generalize to the full case.

Tadmor modifies equation (67) by including an artificial dissipation term which vanishes in the continuum limit:

$$\begin{aligned} \frac{\partial}{\partial t}\phi = \mathcal{L}[\phi, D\phi, D^2\phi] \\ + \epsilon_p (-1)^{s+1} [\partial_x (1 - x^2) \partial_x]^s \phi, \end{aligned} \quad (68)$$

where s is the so-called order of the dissipation and strength of dissipation, and ϵ_p varies as

$$\epsilon_p \sim \frac{C_s h}{p^{2s-1}}. \quad (69)$$

The constant C_s depends on the regularity of the solution ϕ . Roughly, it should be

$$C_s \sim \max_{0 \leq k \leq s} \|\phi\|_\infty^k,$$

where $\|\phi\|_\infty$ is the infinity-norm of ϕ . Under these conditions, Tadmor shows that equation (68) converges spectrally to the true solution. By inspection, we can see that

Tadmor’s spectral viscosity technique is the spectral analog to the artificial dissipation proposed by Kreiss and Oliger [113].

Tadmor’s spectral viscosity technique is roughly equivalent to filtering the modes $\hat{\phi}$ of ϕ via the exponential filter first proposed by Vandeven [108]. In this case, the spectral representation of ϕ

$$\phi(x) = \sum_{i=0}^p \hat{\phi}_i \Phi_i(x),$$

where Φ_i are the test functions, becomes

$$\phi^\sigma(x) = \sum_{i=0}^p \sigma\left(\frac{i}{p}\right) \hat{\phi}_i \Phi_i(x), \quad (70)$$

where

$$\sigma(\eta) := \exp[-(C_s p \Delta t) \eta^s], \quad (71)$$

where Δt is the discrete time step used in evolution.

On the other hand, applying an exponential filter to the modes $\hat{\phi}$ is equivalent to solving equation (67) but also solving the ordinary differential equation

$$\frac{d}{dt} \hat{\phi}^i = -\epsilon_p i^{2s} \hat{\phi}^i, \quad t \in [0, \Delta t] \quad (72)$$

for all $0 \leq i \leq p$ at each time step. We claim that equations (67) and (72) need not be solved in separate steps and that the artificial viscosity formulation of Tadmor (68) can be well approximated by “filtering the right-hand-side” as

$$\frac{\partial}{\partial t}\phi = \mathcal{L}[\phi, D\phi, D^2\phi] - C_s p \mathcal{V} \mathcal{F} \mathcal{V}^{-1} \phi, \quad (73)$$

where \mathcal{V} is the Vandermonde matrix defined in equation (38) and

$$\mathcal{F}_{ij} := \left(\frac{i}{p}\right)^{2s} \delta_{ij} \quad (74)$$

is a diagonal matrix defining the decay coefficients of the modal representation of ϕ .

Alternatively, we can use a modified version of \mathcal{F} :

$$\mathcal{F}_{ij} := \begin{cases} 0 & \text{if } i/p \leq \eta_{\text{crit}} \\ \delta_{ij} \left[\frac{i/p - \eta_{\text{crit}}}{1 - \eta_{\text{crit}}} \right]^{2s} & \text{else} \end{cases}, \quad (75)$$

where $0 \leq \eta_{\text{crit}} < 1$ [27]. Equation (75) does not precisely correspond to the viscosity term provided in equation (68). Rather, it filters only the higher-order modes. Ideally, this is less destructive to the accuracy of the solution. We are currently using equation (75) in our implementation, but further investigation is necessary to determine what approach is best.

Of course, a DGFE method usually has more than one element, and we would like the dissipation term in equation (73) to scale appropriately with the number of elements. We therefore modify our dissipation term to the final form

$$\begin{aligned} \frac{\partial}{\partial t} \phi^k &= \mathcal{L} [\phi^k, D^k \phi^k, (D^k)^2 \phi^k] \\ &\quad - C_s \frac{P^k}{h^k} \mathcal{V}^k \mathcal{F}^k (\mathcal{V}^k)^{-1} \phi^k, \end{aligned} \quad (76)$$

where we have re-introduced the indexing for the element Ω^k . In the full DGFE scheme, C_s remains a global quantity, independent of the grid and \mathcal{F}^k generalizes to multiple elements in the obvious way. Since the average distance between nodes is approximately $\Delta x^k := h^k / P^k$, the right-hand-side of equation (76) manifestly has the appropriate units of $1/\Delta x^k$ for a hyperbolic problem.

III. ASYMPTOTIC PROPERTIES

In this section we analyze the computational costs of OLDG methods and compare them to finite differences.

A. Floating Point Operations for First Derivatives

Here we ask how many floating point operations are required to approximate $\partial_x \phi$ for some function ϕ . For simplicity, suppose a three-dimensional domain with K elements on a side, for K^3 elements total. To make contact with finite differences, each element is of the same order $P^k = p$, p even, such that the number of collocation points on a side is $n = (p+1)K$. Further suppose that we are evolving only one variable.

Our in-element wide derivative operator is dense with vanishing diagonal. Therefore, in one dimension, a first derivative requires

$$2[(p+1)^2 - (p+1) + 2] = 2[(p+1)p + 2]$$

floating point operations per element for the multiplication of the length $p+3$ in-element state vector by our differentiation matrix. (The overall factor of 2 comes from the fact that add and multiply are separate operations.) In three dimensions and over the whole domain, this translates to

$$\begin{aligned} \text{NF}_{\text{DG}}^{(1)} &:= 2K^3(p+1)^2[(p+1)p + 2] \\ &= 2 \frac{n^3}{p+1} [(p+1)p + 2] \\ &= 2n^3 \left[p + \frac{2}{1+p} \right] \end{aligned} \quad (77)$$

floating point operations. In contrast, a p^{th} -order finite differences stencil requires

$$\text{NF}_{\text{FD}}^{(1)} := 2n^3 p \quad (78)$$

floating point operations for a first derivative.

Figure 8 plots $\text{NF}_{\text{DG}}^{(1)}/\text{NF}_{\text{FD}}^{(1)}$, which tells us how much more a DGFE derivative costs compared to a finite differences derivative. To leading order, both DGFE and finite differences stencils require a number of operations equal to $\mathcal{O}(n^3 p)$. However, the DGFE method has sub-leading terms which will contribute significantly when p is small and which become negligible when p is large.

B. Floating Point Operations for First and Second Derivatives

For most wave-like systems such as the BSSN system, we need both the first and second derivatives of variables in the state vector. We therefore ask how many floating point operations are required to approximate both

$$\partial_i \phi \text{ and } \partial_i \partial_j \phi, \quad i, j = 1, 2, 3 \quad (79)$$

for some continuum variable ϕ . We make the same assumptions here as in section III A.

In the OLDG case, we take a first derivative, store it, and calculate a second derivative. Therefore the cost to approximate quantity (79) is just the cost of calculating the three first derivatives of ϕ and then the cost of differentiating each of those quantities for a total of

$$\begin{aligned} \text{NF}_{\text{DG}}^{(1,2)} &:= 3\text{NF}_{\text{DG}}^{(1)} + 6\text{NF}_{\text{DG}}^{(1)} \\ &= 18n^3 \left[p + \frac{2}{1+p} \right] = \mathcal{O}(n^3 p) \end{aligned} \quad (80)$$

floating point operations.

Finite differences differentiation could be performed the same way, but it is typically not done. Usually $\partial_i^2 \phi$ and $\partial_i \partial_j \phi$, $i \neq j$ are calculated independently as full stencils without any intermediate steps or storage. With this approach, approximating $\partial_i \partial_j \phi$, $i \neq j$ costs $2n^3 p^2$ operations for each combination of i and j . Approximating $\partial_i^2 \phi$ to the same order of accuracy requires an extra two operations for the additional non-zero stencil point. So, for all three directions, the cost of approximating quantity (79) is

$$\begin{aligned} \text{NF}_{\text{FD}}^{(1,2)} &:= 3\text{NF}_{\text{FD}}^{(1)} + 6n^3(p+1) + 6n^3 p^2 \\ &= 6n^3 [p + (p+1) + p^2] \\ &= 6n^3 (p+1)^2 = \mathcal{O}(n^3 p^2) \end{aligned} \quad (81)$$

operations.

Figure 8 plots $\text{NF}_{\text{DG}}^{(1,2)}/\text{NF}_{\text{FD}}^{(1,2)}$, which tells us how much more (or less) it costs to calculate both first and second derivatives using our OLDG stencil compared to finite differences. For $p \geq 3$, the cost of calculating all first and second derivatives for a function is larger for finite differences as usually implemented than for OLDG methods.

The standard finite differences implementation trades computational cost for memory and communication overhead. We note that finite differences implementations

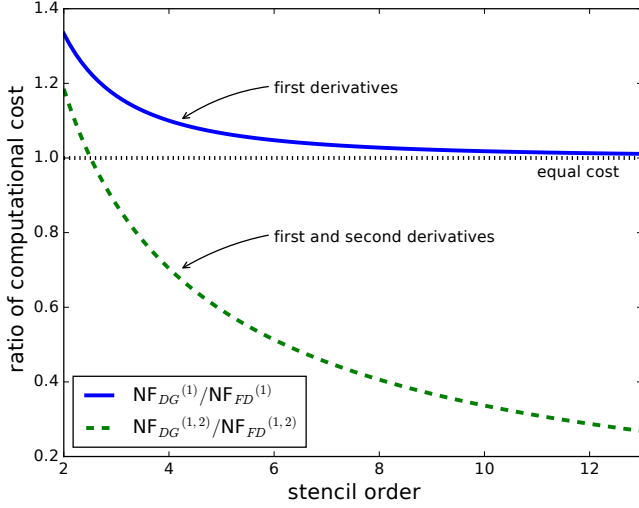


FIG. 8. The ratio of the computation cost in floating point operations of our DGFE stencil compared to finite differences for the approximation of a first derivative (blue) and both first and second derivatives (green). The black line shows equal cost.

could calculate first derivatives and store them, just as we do in OLDG methods. See e.g. [114] for much more advanced FD stencil algorithms that greatly reduce memory access cost. We are unable to make this trade-off in our OLDG scheme because we need to respect both the weak boundary conditions between elements and summation-by-parts over the whole domain.

C. Communication Cost

We now investigate the communication costs in a distributed memory environment. We are interested in *strong scaling*: given a three-dimensional problem of fixed size S^3 , where S is the number of collocation points in a single dimension, across how many separate memory domains can we efficiently distribute the calculation?

To differentiate at a collocation point g , a finite differences stencil of order p , p even, needs $p/2$ collocation points on each side. For distributed memory, this translates to a layer of unevaluated “ghost cells,” p cells deep around the border of the memory domain, as shown in figure 9. These cells are synchronized whenever differentiation is required and cause a bottleneck for parallelization.

In contrast, a DGFE method requires a layer of ghost cells only *one* cell deep, no matter the order of the method, as shown in figure 9. This stems from the fact that, to differentiate within an element, one only needs data from the *boundaries* of neighbouring elements. The distributional derivative of the DGFE approximation couples the elements only weakly.

We quantify communication overhead by calculating

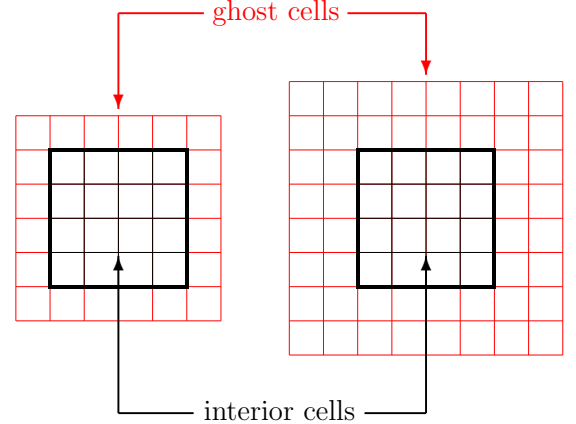


FIG. 9. A two-dimensional slice of the collocation cells on a single cpu. **Left:** DGFE methods of all orders have only one layer of ghost cells. **Right:** fourth-order finite differences methods use two layers of ghost cells.

the ratio

$$\text{OH} := \frac{N_{\text{ghost cells}}}{N_{\text{interior cells}}}, \quad (82)$$

or the number of ghost cells divided by the number of interior cells. This depends on the total problem size S^3 and the number of memory domains D across which we want to distribute our problem. Additionally, in the finite differences case, it depends on the order of the method.

The number of interior cells is always $\lfloor S^3/D \rfloor$. (It is impossible to have a fractional number of interior cells. However, for brevity of notation, we will suppress the floor term from now on.) This translates to an overhead of

$$\text{OH}_{\text{FD}} = \frac{D}{S^3} \left(\frac{S}{D^{1/3}} + p \right)^3 - 1 \quad (83)$$

for finite differences. At scale, S^3 and D are of the same order, so even a moderate p such as $p = 4$ can produce very large overheads. In contrast, DGFE methods have an overhead of

$$\text{OH}_{\text{DG}} = \frac{D}{S^3} \left(\frac{S}{D^{1/3}} + 2 \right)^3 - 1 \quad (84)$$

independent of the order of the element.

Since our method is an LDG method, we introduce extra communication steps. We communicate when we calculate both first and second derivatives and when we perform the truncation operation described in section III. This does not change the ratio of ghost to interior cells, but is an additional communication cost.

As a concrete example we plot in figure 10 the overhead associated with a fixed problem size of $S^3 = 1000^3$ collocation points and for different values of D . We compare fourth- and eighth-order finite differences stencils

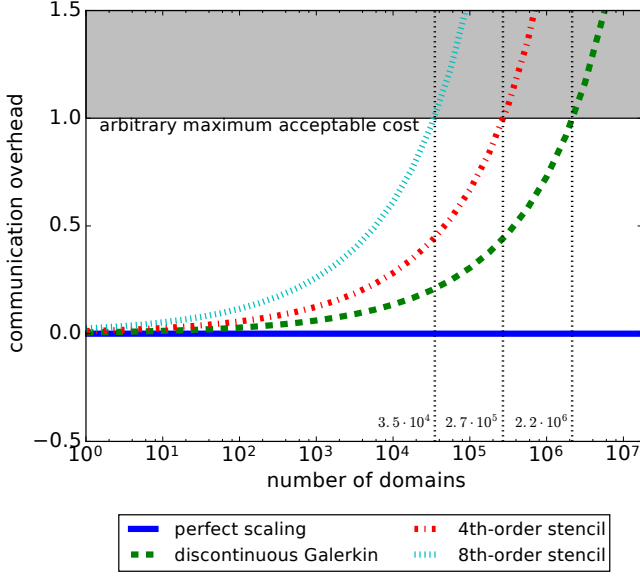


FIG. 10. The communication overhead for computing the solution to a 3D problem of fixed size 1000^3 cells compared between DGFE methods and fourth- and eighth-order finite differences methods. For comparison, we also include the unrealistic cost for an approach that scales perfectly.

with discontinuous Galerkin methods of any order. Perfect strong scaling has a constant overhead of 0 (blue line). If one arbitrarily assumes a maximum acceptable overhead of 1.0, meaning we have as many ghost cells as interior cells, then the eighth-order stencil scales to about $D = 3.5 \times 10^4$ domains, fourth-order to $D = 2.7 \times 10^5$, and DGFE to $D = 2.2 \times 10^6$. In this particular situation, DGFE stencils of any order scale about ten times further than fourth-order finite differences.

D. Memory Access Cost

Loading values from memory is a costly operation; accessing memory has on today's systems a latency more than a hundred times larger than a floating point operation. It is thus important that as many memory load operations as possible can be served from a cache. To allow this, one simple optimization method arranges loops in such a way that one first loads a block of collocation points into the cache, and then performs as many operations as possible on this block without requiring additional memory accesses. This is called *loop blocking*.

Here we assume ideal loop blocking, and then calculate how many memory accesses are necessary to calculate a derivative. The small number of ghost zones required by DGFE methods also serves to improve performance.

To calculate a derivative at a collocation point g , its respective neighbours must also be present. This means that when we calculate a derivative within a block of

collocation points, we once again have interior and ghost cells. To quantify the additional memory access cost due to ghost cells, we define a *memory access overhead*

$$\text{MO} := \frac{N_{\text{ghost cells}}}{N_{\text{interior cells}}}. \quad (85)$$

Here we calculate the memory access overhead for an idealized L3 cache of fixed size C per process for OLDG methods and for finite differences.

A double-precision number requires 8 Bytes, so a cache of size C can contain

$$N_{\text{total}} := N_{\text{ghost cells}} + N_{\text{interior cells}} = \frac{C}{V(8\text{B})} \quad (86)$$

total points, where V is the total number of variables required. If we define l such that

$$N_{\text{interior cells}} =: l^3, \quad (87)$$

then the total number of cells is

$$N_{\text{total}}^{\text{FD}} = (l + p)^3 \quad (88)$$

for a finite differences stencil of order p and

$$N_{\text{total}}^{\text{DG}} = (l + 2)^3 \quad (89)$$

for DGFE methods at any order. If we solve for l we find that

$$N_{\text{interior cells}}^{\text{FD}} = \left(N_{\text{total}}^{1/3} - p\right)^3 \quad (90)$$

for finite differences and

$$N_{\text{interior cells}}^{\text{DG}} = \left(N_{\text{total}}^{1/3} - 2\right)^3 \quad (91)$$

for DGFE methods. This gives us a memory access overhead of

$$\text{MO}_{\text{FD}} = \frac{N_{\text{total}}^{\text{FD}}}{\left[\left(N_{\text{total}}^{\text{FD}}\right)^{1/3} - p\right]^3} - 1 \quad (92)$$

for finite differences and

$$\text{MO}_{\text{DG}} = \frac{N_{\text{total}}^{\text{FD}}}{\left[\left(N_{\text{total}}^{\text{FD}}\right)^{1/3} - 2\right]^3} - 1 \quad (93)$$

for DGFE methods.

As a concrete example, we calculate the memory access overhead for the BSSN system and a realistic cache size of $C = 1.5$ MByte per core. Here we ignore details of a realistic cache and assume a simple 1.5 MB “container.” The Einstein Toolkit [115–117] implementation of the BSSN system has 24 evolved variables [12, 13]. The cache must also contain the right-hand-side and everything we need to calculate it. In the case of finite differences, this is just the state vector and the right-hand-side. In the case of our discontinuous Galerkin scheme, this includes both

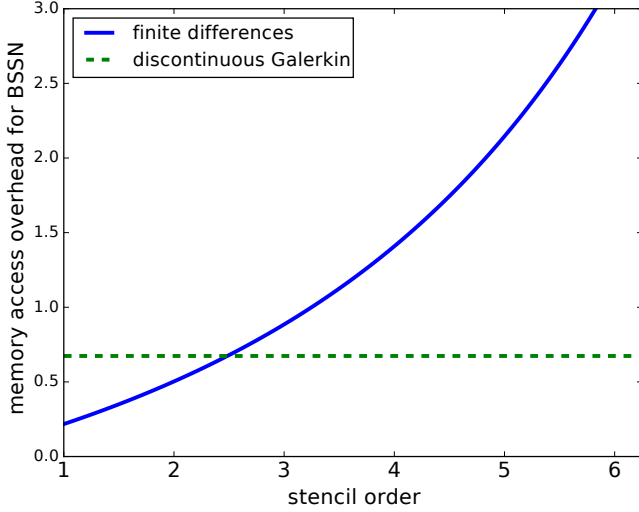


FIG. 11. The memory access overhead for the BSSN system with a fixed cache size of $C = 1.5$ MB for both finite differences and DGFE stencils as a function of the stencil order. We assume the BSSN system requires 48 variables per collocation point for finite differences and 92 variables per collocation point for DGFE

first derivatives and temporary variables for the truncation operation described in section III. Therefore we find that the BSSN system requires

$$V_{\text{FD}}^{\text{BSSN}} = 48 \text{ and } V_{\text{DG}}^{\text{BSSN}} = 92 \quad (94)$$

for finite differences and OLDG stencils respectively.

Given these assumptions, we plot the memory access overhead points as a function of the stencil order for both finite differences and DGFE stencils in figure 11. At second-order, and for this cache size, finite differences utilizes the cache slightly better. But at higher order, our discontinuous Galerkin scheme becomes significantly more efficient.

IV. NUMERICAL TESTS

We have implemented our OLDG scheme as a thorn in the Einstein Toolkit [115–117], using Kranc for code generation [118, 119]. We provide our implementation, which is based on the McLachlan thorn [120, 121], in a public repository [122]. We emphasize that our implementation is a proof-of-concept implementation and has not yet been optimized for performance. We are currently testing a more efficient implementation.

To establish the basic numerical properties of our method, we first investigate its applicability in the context of the second-order wave equation (62) of section IV A. We then investigate in the context of the BSSN equations by performing some of the standard Apples-With-Apples tests [84, 85], which we discuss in sections IV C, IV D, and IV E.

The original Apples With Apples tests were intended to test not only the stability and convergence of a code, but also the formulation of the Einstein equations on which that code is based. In this work, we are interested only in establishing the numerical properties of our scheme. Thus we only perform those Apples with Apples tests which probe the numerical scheme rather than the formulation.

We discuss both stability and convergence. All our numerical tests are performed with truncation as described in section III but *without* the filtering described in section III L.

A. The Second-Order Equation

Recall the second-order wave equation (62):

$$\begin{aligned} \frac{\partial \phi}{\partial t} &= \psi \\ \frac{\partial \psi}{\partial t} &= c^2 \partial_x^2 \phi. \end{aligned}$$

A DGFE method has two types of resolution: the order of the polynomial interpolant within each element and the total number of elements in the domain K . In appendix D, we show that the pointwise error obeys equation (66):

$$\phi_i^k = \phi(t, x_i^k) + \mathcal{E}^k(t, x_i^k) (h^k)^{P^k},$$

however, because DGFE methods are defined only in a weak sense, and because the positions of collocation points change with resolution, equation (66) best translates to the following statement over the whole domain

$$\|E[\phi]\|_2 := \|\phi^k - \phi\|_2 \leq \|\mathcal{E}^k\|_2 (h^k)^{P^k}, \quad (95)$$

where $\|\phi\|_2$ is the 2-norm of ϕ over the domain. (Here we abuse notation and allow ϕ^k to not only represent the restriction of ϕ onto the element Ω^k but the numerical solution.)

To investigate convergence of OLDG methods, we numerically solve equation (62) with different numbers of elements and different in-element orders (the order stays fixed to $P^k = p$ over the whole grid.) The former is called *h-refinement*. The latter is called *p-refinement*. We solve equation (62) in 1D over the domain $x \in [-\frac{1}{2}, \frac{1}{2}]$ with periodic boundary conditions and initial conditions of the form

$$\phi(t = 0, x) = A \sin(2\pi k x) \quad (96)$$

$$\psi(t = 0, x) = -A \omega \cos(k x), \quad (97)$$

where $\omega = \sqrt{k^2 c^2}$ for some amplitude A and wavenumber k . For simplicity, we fix $c = k = A = 1$. We plot our error at $t = 0.75$.

Figure 12 shows the convergence under *h*-refinement using fourth-order elements. When we double the number of elements, we halve the element width h . Equation (95)

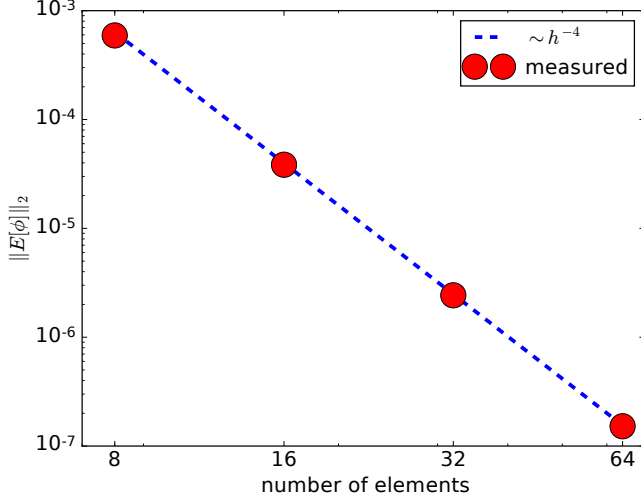


FIG. 12. The L_2 error $\|E[\phi]\|_2$ of ϕ in the second-order wave equation (62) under h -refinement for fourth-order elements at time $t = 0.75$.

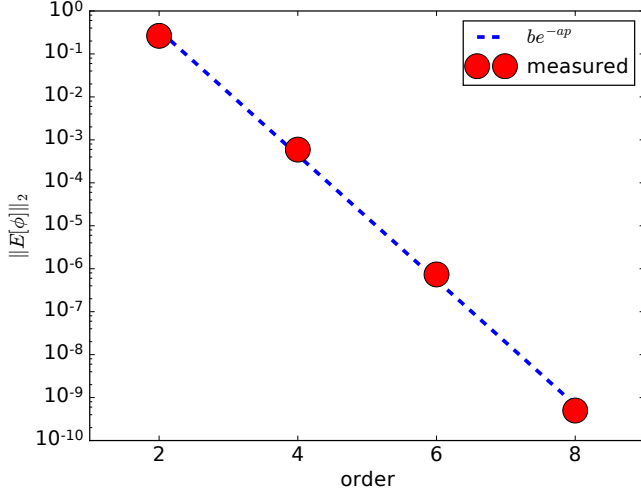


FIG. 13. The L_2 error $\|E[\phi]\|_2$ of ϕ in the second-order wave equation (62) under p -refinement with a fixed number of 8 elements at time $t = 0.75$.

tells us that we should see the error scale as h^{-p} , or h^{-4} in this case. And indeed measurements confirm this prediction.

Figure 13 shows the convergence under p -refinement with a fixed element width $h = 1/8$. The convergence given in equation (95) now translates to exponential decay with p . This rapid convergence rate is often called “spectral” or “evanescent” convergence. Our measured convergence agrees with this expectation. We measure the convergence rate to be

$$\|E[\phi]\|_2 = be^{-ap}$$

for $b \approx e^{5.66}$ and $a \approx 3.34$.

In figures 14 and 15, we compare the pointwise error of

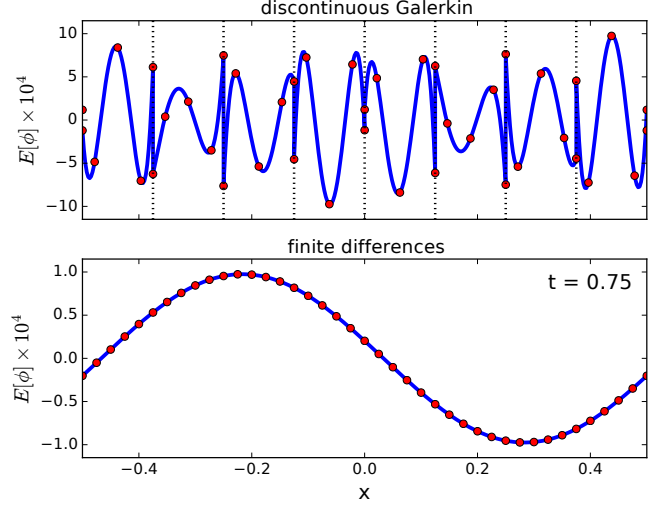


FIG. 14. The pointwise errors for the second-order wave equation (62) with OLDG (top) and finite differences (bottom) stencils respectively after 0.75 wave periods. These simulations were run with fourth-order stencils and 40 collocation points (or 8 elements).

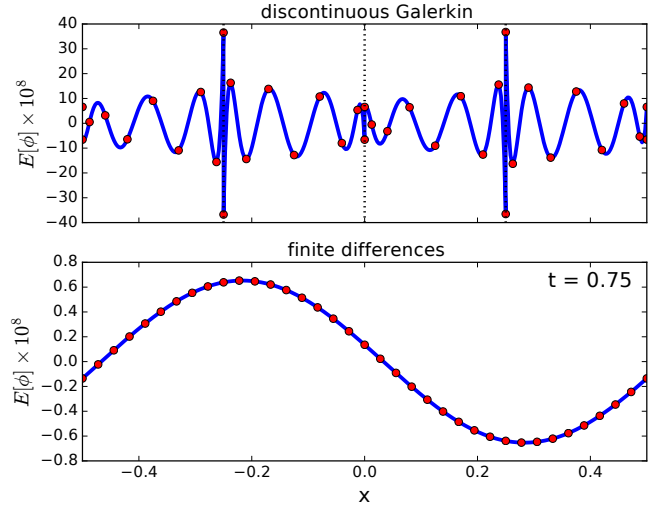


FIG. 15. The pointwise errors for the second-order wave equation (62) with OLDG (top) and finite differences (bottom) stencils respectively after 0.75 wave periods. (Note the differences in scale.) These simulations were run with eighth-order stencils and 36 collocation points (or 4 elements).

our OLDG approach with the pointwise error of a finite differences scheme. For figure 14, we use a fourth-order stencil and 40 collocation points (or 8 elements). For figure 15, we use an eighth-order stencil and 36 collocation points (or 4 elements). The curves are generated by using fourth-order and eighth-order interpolation respectively. In the OLDG case, this interpolation corresponds to the modal representation within an element. The dots are measured values at the collocation points. For the OLDG stencil, the vertical lines show element boundaries. For

consistency, all simulations were run with the same CFL factor and time integrator.

For the OLDG stencil, element boundaries are visible by eye as locations where the function is no longer smooth. We find the pointwise error for the OLDG stencil is worse than for the finite differences stencil of the same order and resolution. For fourth-order stencils, the OLDG error is about ten times worse than the finite differences error. For eighth-order stencils it is almost fifty times worse at element boundaries. This error can be mitigated somewhat by the post-processing technique discussed in section IV B below.

We also find that the error for the OLDG stencil is significantly higher frequency than the error for the finite differences stencil, even in the linear case. The high-frequency nature of the error indicates that artificial dissipation may reduce error, even in the linear case when it is not required for stability. However, we did not investigate this possibility. Our experiments indicate that these traits are roughly generic, although the factor by which the finite differences error is smaller may depend on the order of the method.

This is a weakness of our OLDG method compared to both traditional DGFE methods and finite differences methods. Traditional DGFE methods have significantly more freedom with their numerical flux and they can, for example, employ upwinding to reduce their error.

However, we emphasize that we have been “fair” to finite differences methods by comparing stencils of the same order. At first glance, one might assume that a spectral method would have less error than a finite differences method. However this is only true if the spectral method is allowed to utilize arbitrarily high-order polynomials. In the comparisons shown in figures 14 and 15, we have restricted our discontinuous Galerkin elements to use polynomials of order fixed to that of the finite differences stencil.

In the fixed order case, we need about 14 fourth-order elements (or 70 collocation points) to do as well as the fourth-order finite differences stencil with 40 points. (See the top panel in figure 16.) However, if we vary the polynomial order within elements, we can get comparable accuracy to the finite differences stencil at similar computational cost and, as discussed in section III, significantly improved communication and cache properties.

The bottom panel of figure 16 shows the pointwise error for the wave equation with 7 fifth-order elements, or 42 collocation points. The error is comparable to the fourth-order finite differences case shown in figure 14. And if our code were optimized, the computational cost would be similarly comparable. This example highlights how, even though the pointwise error for OLDG methods may seem inferior to finite differences in a “fair” comparison, they will perform better in realistic situations.

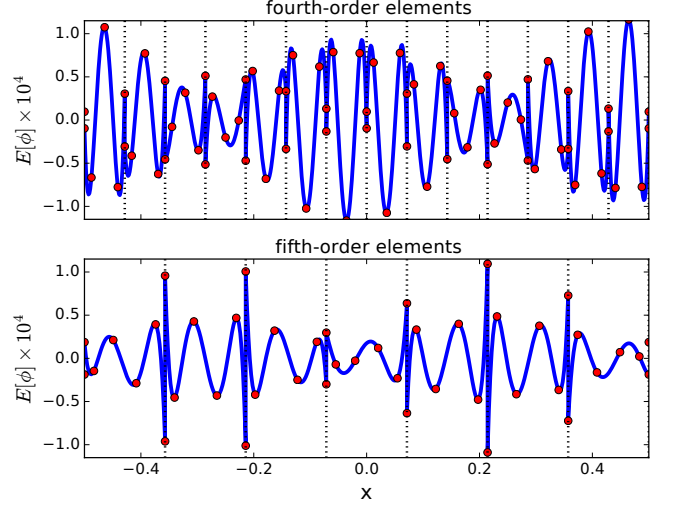


FIG. 16. The pointwise errors for the wave equation with fourth- (top) and fifth-order (bottom) OLDG stencils respectively after 0.75 wave periods. The simulation for the fourth-order stencil was run with 14 elements and the simulation for the fifth-order stencil was run with seven. Note that the errors are comparable to the finite differences calculation in figure 14.

B. Post-processing Element Boundaries

The pointwise error shown in figure 15 highlights a conceptual difficulty with DGFE methods. The “continuum” function recovered by modal representation is not continuous. Rather, it is piecewise smooth. However, we often know from physical considerations that the function that we solve for should be smooth over the whole domain. How then do we recover a continuous function?

Given the collocation points ϕ_i^k , we solve for the modal representation, and therefore the polynomial interpolant, within an element by solving equation (39)

$$\phi^k = \mathcal{V}^k \hat{\phi}^k$$

for the modal coefficients $\hat{\phi}_i^k$. However, we can replace equation (39) by the following

$$A^k \phi_{\text{wide}}^k = \mathcal{V}^k \hat{\phi}^k, \quad (98)$$

where ϕ_{wide}^k is a length P^k+3 vector containing the points

$$\{\phi_r^{k-1}\} \cup \{\phi_i^k\}_{i=0}^{P^k} \cup \{\phi_l^{k+1}\}$$

and A^k is a wide operator that maps ϕ_{wide}^k to a length P^k+1 vector which represents ϕ^k but with the left- and right-hand limits of ϕ^k at element boundaries mapped to their average. A_{ij}^k has components

$$A_{ij}^k := \delta_{ij} + \frac{1}{2} (\delta_{i,0} \delta_{j,-1} - \delta_{i,0} \delta_{j,0} + \delta_{i,P^k} \delta_{j,P^k+1} - \delta_{i,P^k} \delta_{j,P^k}) \quad (99)$$

$$A_{ij}^k = \begin{pmatrix} \frac{1}{2} & \frac{1}{2} & 0 & 0 & 0 & 0 & 0 \\ 0 & 0 & 1 & 0 & 0 & 0 & 0 \\ 0 & 0 & 0 & 1 & 0 & 0 & 0 \\ 0 & 0 & 0 & 0 & 1 & 0 & 0 \\ 0 & 0 & 0 & 0 & 0 & 1 & 0 \\ 0 & 0 & 0 & 0 & 0 & \frac{1}{2} & \frac{1}{2} \end{pmatrix} \quad (100)$$

FIG. 17. The averaging matrix A^k for polynomial order $P^k = 4$. A^k is independent of element width.

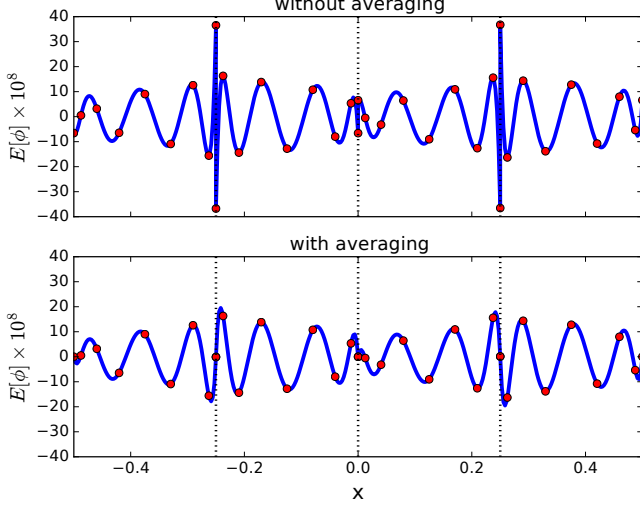


FIG. 18. The error in the interpolating polynomial for the second-order wave equation (62) calculated using equation (39) (top) and equation (98) (bottom) respectively. This simulation was run with four eighth-order elements. The error is plotted at time $t = 0.75$. In this case, the maximum pointwise error is reduced by a factor of two.

for all $i = 0, 1, 2, \dots, P^k$ and $j = -1, 0, 1, \dots, P^k + 1$. Here we use the shorthand introduced in equation (49). Figure 17 shows an example of A^k for polynomial order $P^k = 4$.

If we solve equation (98) to generate our interpolation, we produce a function that is continuous everywhere, though it may not be smooth everywhere. Figure 18 shows the effects of this averaging scheme on pointwise errors for a simulation run with four eighth-order elements. As usual, the curves are the interpolated solution and the points are the collocation points. This procedure reduces pointwise error near element boundaries, but otherwise does not significantly change the pointwise error.

C. The Robust Stability Test

Our goal, of course, is not to solve the wave equation but to solve equations as complex as the BSSN system. To test our scheme's properties in this more realistic and demanding setting, we perform the Apples-with-Apples

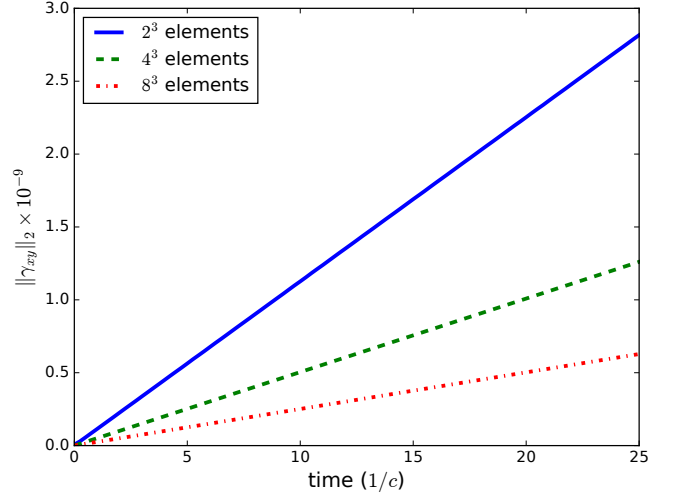


FIG. 19. The robust stability test under h -refinement. We use 4^{th} -order elements for this test. We find the growth rate to be at most linear and to decrease with resolution.

tests developed by the community [84, 85].

The most basic of the Apples-with-Apples tests is the robust stability test. The robust stability test is an experimental and numerical analog to the stability condition for hyperbolic systems. It discerns whether the numerical approximation of our formulation of the continuum equations is stable to linear perturbations.

We take a constant-time slice of vacuum Minkowski space and introduce random noise. We choose the amplitude of the noise such that the Hamiltonian constraint is linearly satisfied. We then evolve the spacetime and watch the deviation from Minkowski space for various resolutions. A method passes the test if the deviation grows at most exponentially in time, such that the *maximum* rate is *independent of the resolution*. Practically this means that the *rate of growth* in the deviation must *not increase* with increased resolution.

Figures 19 and 20 show the results of the robust stability test under h - and p -refinement respectively. We plot the xy -component of the spatial metric γ , which should vanish in the continuum. Therefore we measure error in the linear regime as a function of time. We find our discretization of the Einstein equations to be stable. By eye, the growth rate is at most linear and decreases with resolution under both kinds of refinement. For this test, we use a three-dimensional domain $\Omega = [-0.5, 0.5]^3$.

D. Gauge Wave Test

As a test of the accuracy and convergence of our scheme for the BSSN system, we perform the *gauge wave* test [84, 85]. The gauge wave test is a periodic coordinate transformation of Minkowski space, which provides a metric with a known analytic solution against which we can compare. The metric for the one-dimensional gauge

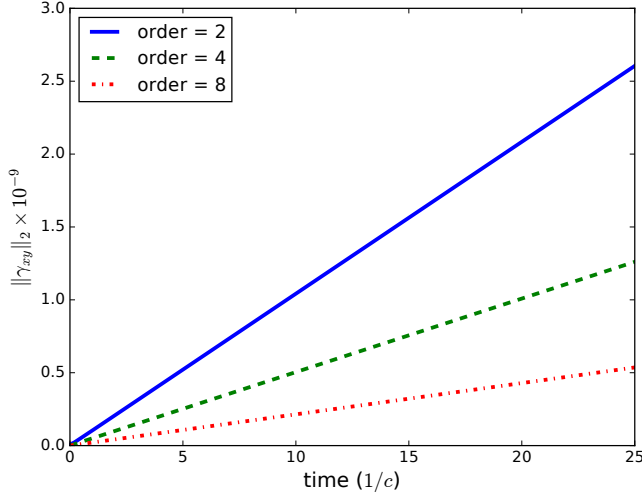


FIG. 20. The robust stability test under p -refinement. We use 4^3 elements for this test. We find the growth rate to be at most linear and to decrease with resolution.

wave test is

$$ds^2 = (1 - H)(-dt^2 + dx^2) + dy^2 + dz^2 \quad (101)$$

with

$$H = A \sin\left(\frac{2\pi(x - t)}{d}\right), \quad (102)$$

for some amplitude A and wavelength d . This can be converted to a three-dimensional wave by rotating about the y - and z -axes by $\pi/4$ each. Figure 21 shows a two-dimensional slice of xx -component of the spatial metric for the 3D gauge wave. The boundaries of the cells are the collocation points and the value in the cell is the average value in that region. We have chosen a deliberately low resolution to highlight the structure of the grid. The non-uniform position of the collocation points can be seen in the varying cell sizes.

In all of our gauge wave simulations, we use an amplitude of $A = 0.01$ and a period of $d = 1$. In one dimension our domain is the interval $x \in [-0.5, 0.5]$. In three dimensions, our domain is the box $(x, y, z) \in [-0.5, 0.5]^3$. For the one-dimensional gauge wave, we use fourth-order elements. For the three-dimensional gauge wave, we use eighth-order elements. For time integration we use an explicit fourth-order or eighth-order Runge-Kutta integrator, as appropriate.

Figure 22 shows the error in the xx -component of the metric for the one-dimensional gauge wave at $t = 3.75$ light crossing times, rescaled by h^{-4} , where h is the element width for each element. As in figure 14, we generate the curves by interpolation using the modal representation within an element. The curves do not line up perfectly, but they are all contained within an envelope function, which converges at fourth-order, as expected.

Figure 23 shows the L_2 -norm of the error for the one dimensional gauge wave as a function of time. We once

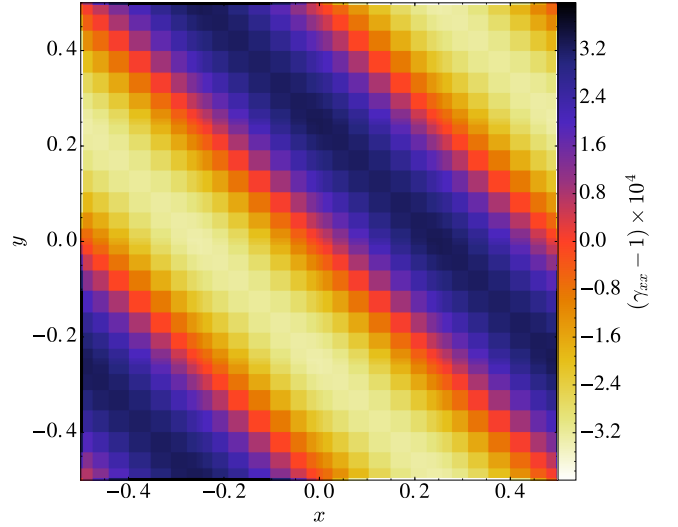


FIG. 21. A two-dimensional slice of the three-dimensional gauge wave at $t = 0$, generated with 8^{th} -order elements. We plot the xx -component of the metric as a function of space in the $z = 0$ plane. The amplitude is commensurably smaller since γ_{xx} is a projection of the rotated γ onto the x -axis.

again re-scale the error by h^{-4} . The fact that the curves overlap demonstrates fourth-order convergence for the system as it evolves in time.

Figure 24 shows the L_2 -norm of the error for the three-dimensional gauge wave, using eighth-order elements. We now rescale by h^{-8} and, again, the fact that the curves overlap demonstrates convergence of the appropriate order under h -refinement. At eighth order, we need very few elements before we see good convergence.

We note that since the y -axis is rescaled in figures 23 and 24, it does not represent the true error. In particular, although the rescaled error is large, the absolute error is comparable to or better than that in [84, 85].

E. Gamma Driver Gauge Wave Test

The gauge wave prescription given in equation (101) has a harmonic lapse and vanishing shift. We would like to test more realistic lapse and shift conditions in this simplified context, so we seek a generalization of the gauge wave. In [85], Babiuc et al. propose the *shifted gauge wave*, which generalizes the original gauge wave to include a nonzero shift.

This nonzero shift is harmonic however and, as discussed in [85], the BSSN system performs poorly in this setting. Physical evolutions of the BSSN system typically use the *Gamma driver* shift condition of the form [13]

$$(\partial_t - \mathcal{L}_\beta) \beta^i = B^i \quad (103)$$

$$(\partial_t - \mathcal{L}_\beta) B^i = \alpha^2 \zeta (\partial_t - \mathcal{L}_\beta) \tilde{\Gamma}^i - \eta B^i, \quad (104)$$

where β^i are the components of the shift, \mathcal{L}_β is the Lie

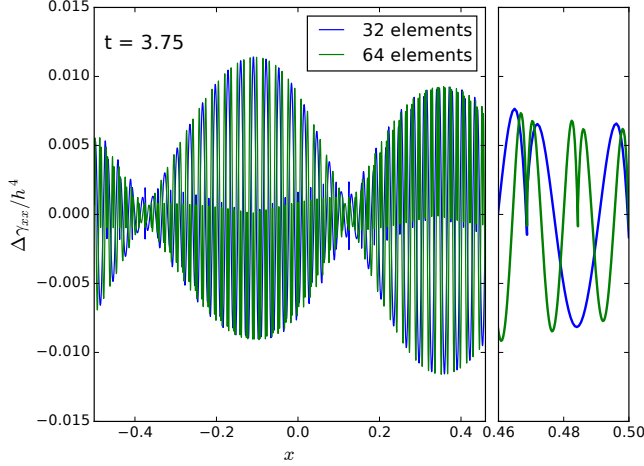


FIG. 22. “Pointwise” convergence of the one-dimensional gauge wave under h -refinement, with a fixed order of $p = 4$, at $t = 3.75$. We plot the error in the xx -component of the metric, rescaled by the element width to the 4^{th} power. The left pane shows most of the domain, while the right panel stretches out the axes so that the error is more visible. Since the collocation points do not align, pointwise convergence can’t be expected. However, the fact that the envelopes of the errors align indicates good convergence. For the 32 element simulation, the absolute error is approximately $\mathcal{O}(10^{-8})$. For the 64 element simulation, it is approximately $\mathcal{O}(10^{-10})$.

derivative in the β -direction, $\zeta, \eta \in \mathbb{R}$ are constants, and

$$\tilde{\Gamma}^i = -\partial_j (\psi^4 \gamma^{ij}) \quad (105)$$

is the conformally rescaled connection for spatial metric γ and conformal factor ψ . The Gamma driver shift is combined with the $1+\log$ slicing condition, first developed by Bernstein [123] and Anninos et al. [124]. This is of the form [12, 13]:

$$\partial_t \alpha = -2\alpha K, \quad (106)$$

where α is the lapse and K is the trace of the extrinsic curvature tensor.

Motivated by these observations, we propose a new version of the shifted gauge wave test, the *Gamma driver gauge wave*, which tests our method using the gauge conditions typically used with the BSSN system. We use the same domains and initial conditions as the gauge wave test, but we impose $1+\log$ slicing and a simplified version of the Gamma driver shift condition:

$$\partial_t \beta^i = \zeta \tilde{\Gamma}^i - \eta \beta^i, \quad (107)$$

where we choose $\zeta = \eta = 3/4$ [12, 13].

We do not know the analytic solution to this system of gauge conditions, but we can study convergence in this setting by comparing several coarse resolutions to a fine resolution instead of an analytic solution. This type of convergence test, which is weaker than convergence to a known solution, is called a *self-convergence test*.

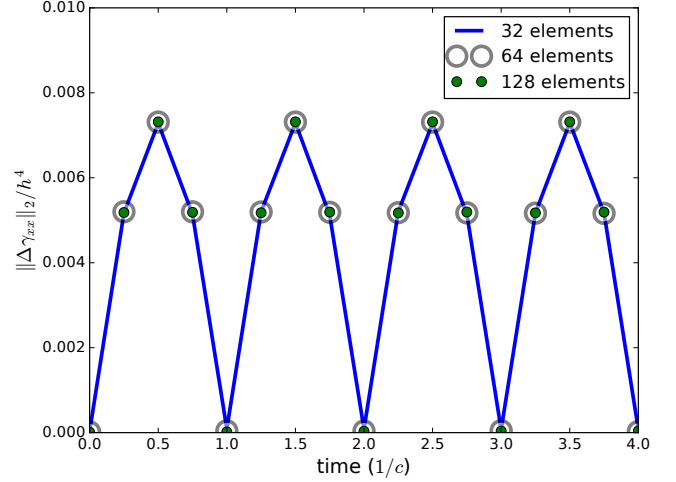


FIG. 23. L_2 -norm of the xx -component of the metric for the one-dimensional gauge wave, rescaled by h^{-4} . These simulations were run with a fixed element order of $p = 4$. The curves align almost perfectly, indicating 4^{th} -order convergence. For the 32 element run, the error is approximately $\mathcal{O}(10^{-8})$. For the 64 element run, the error is approximately $\mathcal{O}(5 \times 10^{-10})$. For the 128 element run, it is approximately $\mathcal{O}(10^{-11})$.

In self-convergence, one must take care to rescale the error by the correct amount. A system is self-convergent to order P if

$$\frac{(\gamma_{xx})_1 - (\gamma_{xx})_3}{h_1^P - h_3^P} = \frac{(\gamma_{xx})_2 - (\gamma_{xx})_3}{h_2^P - h_3^P}, \quad (108)$$

where i indexes three resolutions, such that $i = 1$ is the coarsest and $i = 3$ is the finest. For notational simplicity, we assume all elements have the same width and order and we therefore suppress the element index k . We also suppress dependence on x and t . For details of where equation (108) comes from, see appendix F.

Figure 25 shows the self-convergence for the one-dimensional Gamma driver gauge wave with fourth-order elements. We plot the L_2 -norm over space of equation (108). Because our implementation is not yet optimized for performance, the 3D self-convergence test was too expensive. Therefore we do not perform the Gamma driver gauge wave test in 3D.

As an additional check, we can treat P in equation (108) as a free variable, the *convergence order*, and solve for it numerically. If convergence is as we expect, we will recover that P is the same as the order of the element. Indeed, we can perform this calculation globally by taking the L_2 -norm of $(\gamma_{xx})_i - (\gamma_{xx})_3$ for $i = 1, 2$ at each timestep and solving for P . We then obtain a measure of convergence as a function of time. Figure 26 shows the result of this procedure for the Gamma driver gauge wave using both 4^{th} - and 8^{th} -order elements. The measured convergence order agrees very well with our expectations.

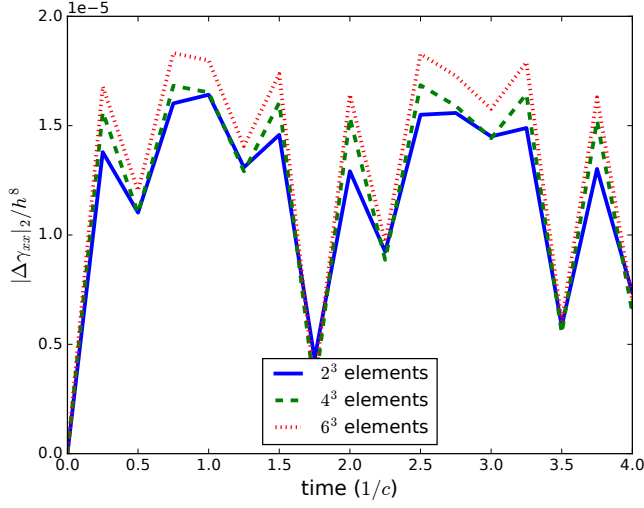


FIG. 24. The L_2 -norm over space of the error of the xx -component of the metric for the 3D gauge wave, rescaled by $1/h^8$. The curves overlap, showing that the system is converging at 8^{th} -order. This simulation was run with 8^{th} -order elements. For the 2^3 element run, the error is approximately $\mathcal{O}(10^{-8})$. For the 4^3 element run, the error is approximately $\mathcal{O}(10^{-10})$. For the 6^3 element run, the error is approximately $\mathcal{O}(10^{-12})$.

V. CONCLUDING REMARKS

By performing an LDG discretization at the level of the differential operator, rather than at the level of the equations, we have developed a novel DGFE scheme that can be used to discretize arbitrary second-order hyperbolic equations, in particular also the BSSN formulation of Einstein's equations. In the process, we have made the formalism proposed by Hesthaven and Warburton [27] rigorous and combined it with summation by parts.

We analyzed and tested our scheme and its stability and accuracy for a series of standard test problems in numerical relativity, and find the expected polynomial (for h -refinement) and exponential (for p -refinement) convergence. Compared to finite differencing methods, the solution error is larger when using the same number of collocation points, but as for other DGFE methods, our OLDG scheme requires significantly fewer memory accesses and has a significantly lower communication overhead, and is thus more scalable on current high performance computing architectures.

Moreover, our focus on the derivative operator allows codes that currently employ finite differences methods to straightforwardly replace the finite differences stencil with our OLDG stencil, converting a finite differences code to a DGFE code. This should improve the parallel efficiency of such codes.

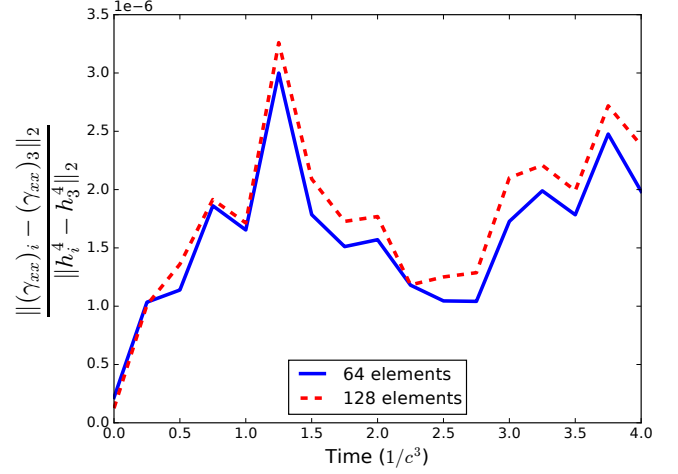


FIG. 25. The L_2 norm of the difference between two coarse resolutions and one fine resolution for the Gamma driver gauge wave as a function of time, normalized by an appropriate factor based on the number and order of the elements. The fact that the curves overlap demonstrates 4^{th} -order convergence. For this test, we use 64, 128, and 192 elements. These differences are small, approximately $\mathcal{O}(10^{-12})$ for the comparison between 64 elements and 192 elements and approximately $\mathcal{O}(10^{-13})$ for the comparison between 128 elements and 192 elements.

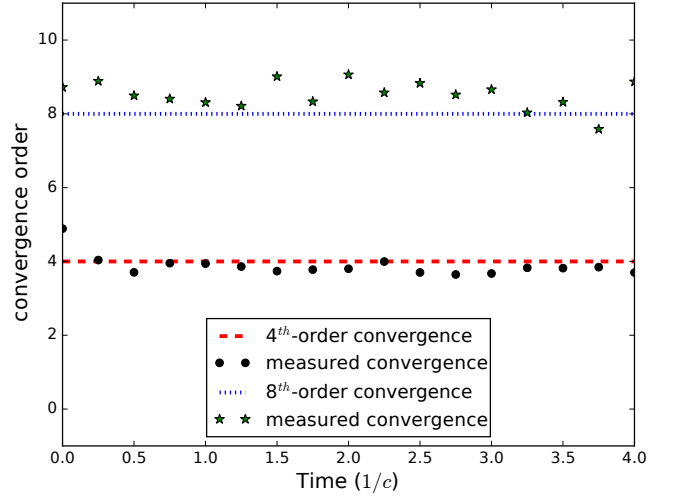


FIG. 26. The convergence order for 4^{th} -order and 8^{th} -order elements as a function of time, as extracted by solving for P in equation (108).

VI. ACKNOWLEDGEMENTS

The authors thank David Radice for many helpful discussions. The authors also thank: Federico Guercilena for help with developing the testing infrastructure; Saul Teukolsky and the SpECTRE collaboration for discussions on DGFE methods; and Scott Field, Wolfgang Tichy and Jan Hesthaven for their help with literature

search.

The authors acknowledge support from the Natural Sciences and Engineering Research Council of Canada and from the National Science Foundation of the USA (OCI 0905046, PHY 1212401). J. Miller acknowledges the support of the ACM/SIGHPC SC15 Student Travel Grant. Research at Perimeter Institute is supported by the Government of Canada through the Department of Innovation, Science and Economic Development and by the Province of Ontario through the Ministry of Research and Innovation.

We are grateful to the countless developers contributing to open source projects on which we relied in this work, including Cactus [125, 126] and the Einstein Toolkit [115–117], Kranc [118, 119], HDF5 [127], Python [128], numpy and scipy [129, 130], Matplotlib [131], and the yt-project [132].

This research used computing facilities at the Perimeter Institute, the Center for Computation & Technology at LSU, the Shared Hierarchical Academic Research Computing Network (SHARCNET) and Compute Canada, the Extreme Science and Engineering Discovery Environment (XSEDE) (TG-PHY100033), and the Blue Waters sustained-petascale computing project (PRAC-jr6).

Appendix A: Legendre Polynomials, Collocation Points, and Gauss Lobatto Quadrature

The following treatment can be found in standard textbooks such as [91] or [27]. Consider the domain $\Omega = [-1, 1]$ and a function $\psi \in L_2(\Omega)$. We wish to approximate the continuum function ψ and its derivatives in a reasonable way. One such approximation is that

$$\psi(x) \approx \psi_{\text{modal}} := \sum_{i=0}^P \hat{\psi}_i \Phi_i(x), \quad (\text{A1})$$

where $P \in \mathbb{N}$, each Φ_i is some polynomial basis function such that $\{\Phi_i\}_{i=0}^\infty$ forms a complete orthonormal basis of $L_2(\Omega)$, and each $\hat{\psi}_i$ is a constant in x defined by the projection

$$\hat{\psi}_i = \int_{-1}^1 \psi(x) \Phi_i(x) dx = \langle \psi, \Phi_i \rangle_\Omega. \quad (\text{A2})$$

Since the Φ_i 's form a complete basis, equation (A1) becomes exact in the limit $P \rightarrow \infty$. The demand that each Φ_i is a polynomial is crucial, as we will soon see.

We can also approximate ψ in a so-called *nodal* basis, where we treat it as the polynomial that interpolates between known points $\psi(x_i)$ for some set of points $x_i \in \Omega$, $i = 0, 1, \dots, N$, with $N \in \mathbb{N}$. We can write this as

$$\psi(x) \approx \psi_{\text{nodal}}(x) := \sum_{i=0}^N \psi_i l_i(x), \quad (\text{A3})$$

Order P	Collocation Points x_i	Weights w_i
2	0	1.33
	± 1	0.33
4	0	0.71
	± 0.65	0.54
	± 1	0.1
6	0	0.49
	± 0.47	0.43
	± 0.83	0.27
	± 1	0.05
8	0	0.37
	± 0.36	0.35
	± 0.68	0.27
	± 0.90	0.17
	± 1	0.03

TABLE II. The approximate locations of the abscissas and values of associated weights for Gauss-Lobatto quadrature for several values of P .

where $\psi_i = \psi(x_i)$ and $l_i(x)$ are the P^{th} -order Lagrange polynomials,

$$l_i(x) = \prod_{\substack{0 \leq j \leq N \\ j \neq i}} \frac{x - x_j}{x_i - x_j}. \quad (\text{A4})$$

Interpolating polynomials are unique. So in the special case $N = P$, the two representations (A1) and (A3) in fact describe the same polynomial.

Suppose $N = P$. Crucially, if equations (A1) and (A3) are different representations of the same function, there should be a way to transform between them. This is the *Vandermonde* matrix defined by its action as a transformation operator

$$\psi_i = \sum_{j=0}^P \mathcal{V}_{ij} \hat{\psi}_j. \quad (\text{A5})$$

From equation (A5), it is easy to show that

$$\mathcal{V}_{ij} = \Phi_j(x_i). \quad (\text{A6})$$

In a realistic calculation, we will need both the Vandermonde matrix and its inverse \mathcal{V}^{-1} . Therefore, the matrix should be well-conditioned.

One basis for which \mathcal{V} is well conditioned is the basis of *Legendre polynomials*. The Legendre polynomials are solutions to Legendre's differential equation

$$\frac{d}{dx} \left[(1 - x^2) \frac{d}{dx} \Phi_i(x) \right] + i(i+1) \Phi_i(x) = 0 \quad \forall i \in \mathbb{N}, \quad (\text{A7})$$

but they are most easily defined recursively as:

$$\Phi_0(x) = 1 \quad (\text{A8})$$

$$\Phi_1(x) = x \quad (\text{A9})$$

$$(i+1)\Phi_i(x) = (2i+1)x\Phi_i(x) - i\Phi_{i-1}(x) \quad (\text{A10})$$

for all $i \in \mathbb{N}$.

In general, we may not be able to compute the integral in equation (A1) with perfect accuracy or efficiency. Therefore, we would like to find a *quadrature rule* that allows us to efficiently calculate approximate integrals:

$$\int_{-1}^1 f(x) dx \approx \sum_{i=0}^P w_i f(x_i), \quad (\text{A11})$$

for some set of weights w_i and collocation points x_i . Choosing a quadrature rule involves a choice both of weights w_i and abscissas x_i . There are several good choices for quadrature rules. Because we are interested in using this discretization for a DGFE method, we want a rule where the abscissas include the endpoints of the domain Ω . We therefore use *Gauss-Lobatto* quadrature.

$$x_i \in \{-1, 1\} \cup \text{roots}(\Phi'_{P-1}), \quad (\text{A12})$$

where $\text{roots}(\Phi'_{P-1})$ is the set of solutions to the equation

$$\Phi'_{P-1}(x) = 0. \quad (\text{A13})$$

The weights are then defined as the solutions to the linear system

$$\int_{-1}^1 \Phi_j(x) dx = \sum_{i=0}^P w_i \Phi_j(x_i) \quad (\text{A14})$$

for all $j = 0, 1, \dots, P$. In table II, we provide approximate values for some of the Gauss-Lobatto quadrature points and their associated weights for different values of P . A procedure for calculating these points precisely can be found in any standard numerical text such as [91].

By setting the collocation points in equation (A3) equal to the abscissas defined by equation (A12), we obtain the discrete approximation of $L_2(\Omega)$. This representation is exact for all polynomials of order no greater than P .

We are interested in performing this discretization within a DGFE element

$$\Omega^k = [x_l^k, x_r^k],$$

which is related to the interval $[-1, 1]$ by a simple linear coordinate transformation. This transformation introduces a factor of $h^k/2$ into each of the weights:

$$w_i^k = \frac{h^k}{2} w_i \quad (\text{A15})$$

where the weights must be computed for the element order P^k . This coordinate transformation also introduces a factor of $2/h^k$ into the modal derivative operator defined in equation (34).

Appendix B: Proof That $\xi = 1$ Satisfies Summation By Parts

In this section, we prove that the scheme described in section II satisfies summation by parts if and only if $\xi = 1$, as asserted in section II E. We begin with the element-wise derivative operator defined in equation (53):

$$\partial_x \tilde{\psi}^k = D^k \psi^k = \left[d^k - \frac{1}{2} b^k + \frac{1}{2} \xi F^k \right] \psi^k,$$

where d^k and b^k are the element-wise differentiation and boundary operators respectively and the fetch operator F^k produces information about the boundary of neighbouring elements as defined in equation (48). We seek the conditions on it such that equation (55) holds:

$$\langle \psi, D\phi \rangle_\Omega + \langle D\psi, \phi \rangle_\Omega = \langle \psi, \phi \rangle_{\partial\Omega},$$

where D is the derivative operator defined on the whole domain as given by equation (54):

$$D\psi(x) = (D^k \psi^k)(x) \quad \forall x \in \Omega^k \quad \forall 1 \leq k \leq K.$$

In terms of the element-wise inner product, we demand that

$$\sum_{k=1}^K [\langle D^k \psi^k, \phi^k \rangle_{\Omega^k} + \langle \psi^k, D^k \phi^k \rangle_{\Omega^k}] = \phi \psi \Big|_{\partial\Omega} \quad (\text{B1})$$

(or some equivalent relation) for all test functions ϕ and ψ in $L^2(\Omega)$. For convenience, we define

$$\phi_L = \phi(X_l), \quad \phi_R = \phi(X_r), \quad (\text{B2})$$

$$\text{and } \psi_L = \psi(X_l), \quad \psi_R = \psi(X_r), \quad (\text{B3})$$

for the boundary elements $\Omega_0 = \{X_l\}$ and $\Omega_{K+1} = \{X_r\}$. Now, if we plug definition (53) into condition (B1), we find that

$$\phi\psi \Big|_{\partial\Omega} = S_1 + S_2 \quad (\text{B4})$$

where we have split the sum over elements into two sums

$$S_1 = \sum_{k=1}^K \left[\left\langle \left(d^k - \frac{1}{2} b^k \right) \phi^k, \psi^k \right\rangle_{\Omega^k} + \left\langle \phi^k, \left(d^k - \frac{1}{2} b^k \right) \psi^k \right\rangle_{\Omega^k} \right] \quad (\text{B5})$$

and

$$S_2 = \frac{1}{2} \xi \sum_{k=1}^K \left[\langle F^k \phi^k, \psi^k \rangle_{\Omega^k} + \langle \phi^k, F^k \psi^k \rangle_{\Omega^k} \right], \quad (\text{B6})$$

which we will handle separately.

Let us examine S_1 first. Recall that b^k is defined in equation (43) by the relation:

$$w^k b^k = w^k d^k + (d^k)^T w^k,$$

where w^k is the element-wise weight operator. Therefore,

$$\begin{aligned} w^k \left(d^k - \frac{1}{2} b^k \right) &= w^k d^k - \frac{1}{2} w^k b^k \\ &= w^k d^k - \frac{1}{2} w^k (w^k)^{-1} (w^k d^k + (d^k)^T w^k) \\ &= \frac{1}{2} (w^k d^k - (d^k)^T w^k), \end{aligned} \quad (\text{B7})$$

and similarly

$$\begin{aligned} \left(d^k - \frac{1}{2} b^k \right)^T w^k &= (d^k)^T w^k - \frac{1}{2} ((d^k)^T w^k + w^k d^k) [(w^k)^{-1}]^T w^k \\ &= -\frac{1}{2} (w^k d^k - (d^k)^T w^k), \end{aligned} \quad (\text{B8})$$

where we have used the fact that a diagonal matrix is its own transpose. Therefore,

$$w^k \left(d^k - \frac{1}{2} b^k \right) + \left(d^k - \frac{1}{2} b^k \right)^T w^k = 0 \quad (\text{B9})$$

and

$$\begin{aligned} \left\langle \left(d^k - \frac{1}{2} b^k \right) \phi^k, \psi^k \right\rangle_{\Omega^k} + \left\langle \phi^k, \left(d^k - \frac{1}{2} b^k \right) \psi^k \right\rangle_{\Omega^k} &= (\phi^k)^T \left(d^k - \frac{1}{2} b^k \right)^T w^k \psi^k + (\phi^k)^T w^k \left(d^k - \frac{1}{2} b^k \right) \psi^k \\ &= (\phi^k)^T \left[w^k \left(d^k - \frac{1}{2} b^k \right) + \left(d^k - \frac{1}{2} b^k \right)^T w^k \right] \psi^k \\ &= 0 \end{aligned} \quad (\text{B10})$$

for all ϕ and ψ and for all elements Ω^k . Therefore, every term in the sum S_1 vanishes and

$$S_1 = 0. \quad (\text{B11})$$

We now focus our attention on S_2 . Recall from equation (48) that the fetch operator is

$$F^k = b^k (b^{-1} F)^k,$$

where $(b^{-1} F)^k$ is defined in equations (46) and (47) such that

$$\begin{aligned} (b^{-1} F) \psi_l^k &= \psi_r^{k-1} \\ \text{and } (b^{-1} F)^k \psi_r^k &= \psi_l^{k+1}. \end{aligned}$$

The fetch operator does the same thing, but selects only the boundary term, thus making anything else $(b^{-1}F)^k$ does irrelevant. Furthermore, recall from equation (45) that the product $w^k b^k$ is symmetric and has unit absolute value. So the sum S_2 becomes

$$S_2 = \frac{1}{2}\xi \sum_{k=1}^K [(\psi_r^k \phi_l^{k+1} - \psi_l^k \phi_r^{k-1}) + (\phi_l^{k+1} \phi_r^k - \psi_r^{k-1} \phi_l^k)], \quad (\text{B12})$$

which is a telescoping sum. The $k+1$ terms cancel with the $k-1$ terms, leaving

$$S_2 = \frac{1}{2}\xi [(\psi_r^K \phi_R + \psi_R \phi_r^K) - (\psi_l^1 \phi_L + \psi_L \phi_l^1)]. \quad (\text{B13})$$

We can interpret

$$(\psi_r^K \phi_R + \psi_R \phi_r^K)$$

and

$$(\psi_l^1 \phi_L + \psi_L \phi_l^1)$$

as twice the average of ϕ and ψ evaluated on the right and left boundaries of the domain respectively. Therefore their difference is a reasonable definition of the product $\phi\psi$ evaluated at the boundary of Ω . And so

$$S_2 = (\xi) (\psi\phi)_{\partial\Omega} \quad (\text{B14})$$

and equation (B4) is satisfied if and only if $\xi = 1$. \square

Appendix C: Stability for the Wave Equation

Here we use summation-by-parts to demonstrate the stability an OLDG discretization of the linear first-order-in-time, second-order-in-space wave equation. This calculation provides an example of how one demonstrates stability with summation-by-parts.

Consider the second-order-in-space wave equation (62)

$$\begin{aligned} \partial_t \phi &= \psi \\ \partial_t \psi &= c^2 \partial_x^2 \phi \end{aligned}$$

on the domain Ω subject to appropriate initial and boundary conditions. Using the OLDG approach, this translates to the semi-discrete system

$$\begin{aligned} \partial_t \phi^k &= \psi^k \\ \partial_t \psi^k &= c^2 D^k \pi^k \\ \pi^k &= D^k \phi^k, \end{aligned} \quad (\text{C1})$$

where D^k is the element-wise wide derivative operator. The continuum operator ∂_t commutes with the discrete linear operator D^k so that

$$\partial_t \pi^k = D^k \partial_t \phi^k = D^k \psi^k, \quad (\text{C2})$$

where we have used the equations of motion to remove the time derivative. We do not use equation (C2) for evolution. Rather, we treat it as a *constraint* which is automatically satisfied.

This system admits the *energy norm*

$$\mathcal{H} = \frac{1}{2} [\langle \psi, \psi \rangle_\Omega + c^2 \langle \pi, \pi \rangle_\Omega], \quad (\text{C3})$$

which is manifestly positive-definite. To show that our discretization is stable, we show that \mathcal{H} is non-increasing in time. We differentiate equation (C3) to find

$$\begin{aligned} \partial_t \mathcal{H} &= \langle \psi, \partial_t \psi \rangle_\Omega + c^2 \langle \pi, \partial_t \pi \rangle_\Omega \\ &= c^2 \langle \psi, D\pi \rangle_\Omega + c^2 \langle \pi, D\psi \rangle_\Omega, \end{aligned} \quad (\text{C4})$$

where we have used the discrete equations of motion (C1) and the constraint (C2).

Finally, we integrate by parts to obtain

$$\begin{aligned} \partial_t \mathcal{H} &= c^2 [\langle D\psi, \pi \rangle_\Omega - \langle D\pi, \psi \rangle_\Omega] + c^2 \langle \psi, \pi \rangle_{\partial\Omega} \\ &= c^2 \langle \psi, \pi \rangle_{\partial\Omega}, \end{aligned} \quad (\text{C5})$$

where we have used equation (55). The value of this expression depends on the boundary condition. For a large class of boundary conditions, including periodicity, homogeneous Dirichlet ($\psi = 0$) or von Neumann ($\pi = 0$), or maximally dissipative boundary conditions, this term is either zero or negative.

In this case, we have

$$\partial_t \mathcal{H} \leq 0. \quad (\text{C6})$$

Then, since $\mathcal{H} \geq 0$ and \mathcal{H} is non-increasing, equation (C1) provides a stable scheme. We note that, although we perform our calculation for a second-order system, it proceeds almost identically for a fully first-order system.

Appendix D: Convergence for the Wave Equation

Here we present a calculation showing that the scheme described in section II is convergent for the linear wave

equation.

1. Strategy

The strategy of our proof is as follows. We use our discontinuous Galerkin scheme to solve the linear wave equation given arbitrary initial conditions and compare to the analytic solution. We write both the analytic solution and the “numerical” solution in terms of element width h and element order p so that we can write the error as a function of these two quantities. (As usual, we assume that all elements are the same width and order.)

We use Wolfram Mathematica [133] to *symbolically* carry out the OLDG differentiation and Runge-Kutta integration, as described in section II. In this way, our initial conditions can be truly arbitrary, and we only need to provide it in terms of a finite number of arbitrary constants. We have made our Mathematica code public and placed it in an online repository, where it can be examined [94].

2. The Continuum Problem

Consider the one-dimensional domain $\Omega = \mathbb{R}$ and the interval

$$\mathcal{T} = [0, T] \text{ for some } T > 0 \in \mathbb{R}. \quad (\text{D1})$$

We seek functions $\psi(t, x)$ and $\pi(t, x)$ which satisfy the linear wave equation in its first order in time reduction (62),

$$\begin{aligned} \frac{\partial \phi}{\partial t} &= \psi \\ \frac{\partial \psi}{\partial t} &= c^2 \partial_x^2 \phi \end{aligned}$$

for all $x \in \Omega$ and all $t \in \mathcal{T}$. Without loss of generality, we assume that $c = 1$.

If ϕ is analytic in x , then at any time t it can be well-approximated by a power series

$$\phi(t = 0, x) = a_0 + \sum_{i=1}^N (a_i + b_i) x^i, \quad (\text{D2})$$

where a_i and b_i , $0 \leq i \leq N$ are arbitrary constants that determine the initial profile. Of course, the solution to the wave equation given this initial condition is known. On the real line, ψ is a superposition of right- and left-travelling waves that advect in each direction with speed c :

$$\phi(t, x) = a_0 + \sum_{i=1}^N a_i (x + t)^i + \sum_{i=1}^N b_i (x - t)^i \quad (\text{D3})$$

with time-derivative

$$\psi(t, x) = \sum_{i=1}^N i a_i (x + t)^{i-1} + \sum_{i=1}^N i b_i (x - t)^{i-1}. \quad (\text{D4})$$

Therefore our initial condition for ψ is given by

$$\psi(t = 0, x) = \sum_{i=1}^N i (a_i + b_i) x^{i-1}. \quad (\text{D5})$$

Note that the initial condition for ψ contains one fewer modes than the initial condition for ϕ . Enforcing this at each time step is equivalent to applying the truncation procedure discussed in section III.

3. The Discrete Setup

To test the OLDG method developed in section II, we use it to calculate a numerical approximation to the solution given by equations (D3) and (D4) with equations (D2) and (D5) as initial conditions. Crucially, we do not want to specify a_i and b_i . Rather we want our solution in terms of them.

For simplicity we break Ω into a uniform “grid” of elements, all of the same width h and order $p \leq N$. For initial data that is truly arbitrary, initial conditions (D2) and (D5) are accurate up to order h^N and h^{N-1} respectively. To simulate a realistic situation, where the initial conditions introduce error equivalent to the order of the discretization scheme, we set $N = p$.

In principle, we have an infinite number of elements since our domain is the real line. In practice, however, we can examine a finite number K of elements, spanning some interval $\mathcal{I} = [-A, A] \subset \Omega$ as long as that number is sufficiently large so that no information from elements near the boundary of \mathcal{I} has time to propagate to elements near the centre of \mathcal{I} in time T .

We then write the positions of the nodes within elements, x_i^k as a multiple of the element width h , which can be calculated by finding how many elements away from the origin the element Ω^k is and the “local” coordinates of x_i^k within Ω^k . We also define ϕ_i^k and ψ_i^k as the restrictions of the fields ϕ and ψ onto the nodes within elements, x_i^k .

4. Comparing to the Continuum Solution

Once we define our fields, we integrate them using a p^{th} -order explicit Runge-Kutta scheme and compare to the analytic solution. We perform this calculation for both second- and fourth-order stencils and the results seem to be generic. We use an explicit integrator of the same order as the OLDG stencil we wish to test. Our implementation of a second-order Runge-Kutta, for example, integrator is given by the following code.

```
(* The CFL Factor *)
dt = cfl * h; (* factor is arbitrary *)

RK2::usage = "Integrate_y_via_RK2...The_state_vector_is_y."
RK2[y_., t_., f_] := Module[{k1, k2, yNew, tNew},
  k1 = f[t, y];
```

```

k2=f[t+(2/3)*dt,y+(2/3)*dt*k1];
yNew = y + dt*((1/4)*k1+(3/4)*k2);
tNew=t+dt;
{tNew,yNew}];

```

Since the initial conditions are arbitrary, we only need to integrate by one time step. After integration, we subtract the true solution, given by equations (D3) and (D4), from the integrated solution and calculate the error. Because the wave equation is homogeneous, it is sufficient to study an element in the center of \mathcal{I} . For second-order elements (for example), this error is of the form

$$\phi_0^k = -h^2 \alpha (a_2 - b_2) \quad (\text{D6})$$

$$\phi_1^k = 0 \quad (\text{D7})$$

$$\phi_2^k = -\phi_0^k \quad (\text{D8})$$

for ϕ and

$$\psi_0^k = -h \alpha (a_2 - b_2) \quad (\text{D9})$$

$$\psi_1^k = 0 \quad (\text{D10})$$

$$\psi_2^k = -\psi_0^k \quad (\text{D11})$$

for ψ , where α is the Courant-Friedrichs-Lewy factor in this context. For a second-order element, initial conditions (D2) and (D5) also have errors of leading order h^2 and h^1 respectively, so convergence is retained. More generally, we find that the error in ϕ is of order $\mathcal{O}(h^p)$ and that the error in ψ is of order $\mathcal{O}(h^{p-1})$.

Appendix E: Making Contact with Standard Discontinuous Galerkin Methods

In this section we provide an example of how our wide derivative operator relates to more traditional DGFE formulations. This calculation also provides a simple example of how OLDG methods can be used to discretize more complicated systems.

Consider the linear wave equation in first-order, flux-conservative, form

$$\partial_t \phi + \partial_x f(\phi) = 0, \quad (\text{E1})$$

where we have introduced the complex variable

$$\phi = \psi + i\pi \quad (\text{E2})$$

and flux

$$f(\phi) = (\pi + ic^2 \psi) \quad (\text{E3})$$

for some continuum functions

$$\psi(t, x) : [0, T] \rightarrow \mathbb{R}$$

and

$$\pi(t, x) : [0, T] \rightarrow \mathbb{R}$$

and constants $T > 0 \in \mathbb{R}$ and $c \in \mathbb{R}$ subject to appropriate initial and boundary conditions. For simplicity assume the domain is an interval $\Omega = [X_l, X_r]$.

With the usual choice of Legendre basis functions, this translates to the semi-discrete system

$$0 = \partial_t \phi_i^k + D^k [f(\phi)]_i^k$$

for all elements Ω^k and all $i = 0, \dots, P^k$, where P^k is the order of the element. If we expand the wide derivative operator D^k , we obtain

$$0 = \partial_t \phi_i^k + d^k f_i^k - \frac{1}{2} b^k [1 - (b^{-1} F)^k] f_i^k, \quad (\text{E4})$$

where we have now suppressed the dependence of f on ϕ .

To obtain the usual representation of a DGFE method, we must take the inner product with respect to a test function $\Phi_j^k(x)$, which is its own interpolant. Recall from equation (38) that

$$\mathcal{V}_{ij}^k = \Phi_j^k(x_i^k)$$

and from equation (A3) that

$$\phi^k(t, x) = \sum_{i=0}^N \phi_i^k l_i^k(x),$$

where the $l_i^k(x)$ are Lagrange interpolants. Finally recall that derivatives d^k of polynomials of order P^k and lower are exact, since this is how the narrow derivative operator is defined. We thus have

$$\begin{aligned}
0 &= \langle \Phi_j^k, \partial_t \phi^k \rangle_{\Omega^k} + \langle \Phi_j^k, d^k f^k \rangle_{\Omega^k} - \frac{1}{2} \langle \Phi_j^k, b^k [1 - (b^{-1} F)^k] f^k \rangle_{\Omega^k} \\
&= \left[\sum_{i=0}^{P^k} \langle \Phi_j^k(x), l_i^k(x) \rangle_{\Omega^k} \partial_t \phi_i^k \right] + \left[\sum_{i=0}^{P^k} \langle \Phi_j^k, \partial_x l_i^k(x) \rangle_{\Omega^k} f_i^k \right] - \frac{1}{2} \langle \Phi_j^k, b^k (1 - (b^{-1} F) f^k) \rangle_{\Omega^k} \\
&= \mathcal{M}^k \partial_t \phi^k + \mathcal{S}^k \mathbf{f}^k - \frac{1}{2} \langle \Phi^k, b^k (1 - (b^{-1} F) f^k) \rangle_{\Omega^k}, \quad (\text{E5})
\end{aligned}$$

where

$$\mathcal{M}_{ij}^k = \langle \Phi_j^k, l_i^k \rangle \quad \text{and} \quad \mathcal{S}_{ij}^k = \langle \Phi_j^k, \partial_x l_i^k \rangle \quad (\text{E6})$$

are the *mass* and *stiffness* matrices from standard dis-

continuous Galerkin methods and where we have suppressed the index notation to recover a matrix form within each element.

The last term in equation (E5) still requires some massaging, however. Recall from equation (45) that $w^k b^k$ is nonzero only on the boundary and it is always ± 1 . Then we can do away with the integral over the boundary and recover

$$\mathcal{M}^k \partial_t \phi^k + \mathcal{S}(a\phi^k) = \frac{1}{2} \Phi^k (f_-^k - f_+^k) \Big|_{x_l^k}^{x_r^k}$$

or

$$\mathcal{M}^k \partial_t \phi^k + \mathcal{S}(a\phi^k) = \Phi^k \left[f_-^k - \frac{1}{2} (f_-^k + f_+^k) \right] \Big|_{x_l^k}^{x_r^k} \quad (\text{E7})$$

where f_-^k and f_+^k are the interior and exterior values of the flux on an element respectively. In other words f_-^k returns values on the boundary within an element and f_+^k returns values on the boundary from neighbouring elements.

We recognize equation (E7) as a standard DGFE method in strong form with a simple central numerical flux

$$f^*(\phi_-^k, \phi_+^k) = \frac{1}{2} C(\phi_+^k + \phi_-^k), \quad (\text{E8})$$

for the interior and exterior values of ϕ at the boundary of Ω^k . Therefore, in the simplest cases at least, our scheme matches traditional DGFE methods.

Appendix F: Calculating Self-Convergence

Here we derive the test for self convergence (108) given in section IV E. We follow a procedure first proposed by

Richardson [97]. Suppose we are evolving the BSSN equations. Based on equation (66), suppose that the error in the xx -component of the metric is of the form:

$$(\gamma_{xx})_i = \gamma_{xx} + \mathcal{E} h_i^P, \quad (\text{F1})$$

where i indexes three resolutions, such $i = 1$ is the coarsest and $i = 3$ is the finest. γ_{xx} is the true solution, \mathcal{E} is an “error” function, and h and P are the element width and order as usual. For notational simplicity, we assume all elements have the same width and order and we therefore suppress the element index k . We also suppress dependence on x and t .

We now combine formula (F1) for different values of i :

$$\begin{aligned} (\gamma_{xx})_1 - (\gamma_{xx})_3 &= \gamma_{xx} + \mathcal{E} h_1^P - \gamma_{xx} - \mathcal{E} h_3^P \\ &= \mathcal{E} (h_1^P - h_3^P) \end{aligned} \quad (\text{F2})$$

and similarly

$$(\gamma_{xx})_2 - (\gamma_{xx})_3 = \mathcal{E} (h_2^P - h_3^P). \quad (\text{F3})$$

If we combine equations (F2) and (F3), we find equation (108):

$$\frac{(\gamma_{xx})_1 - (\gamma_{xx})_3}{h_1^P - h_3^P} = \frac{(\gamma_{xx})_2 - (\gamma_{xx})_3}{h_2^P - h_3^P},$$

so we can check for self convergence by constructing the left- and right-hand-sides of equation (108) and comparing them. Self-convergence is a weaker statement than convergence, since it does not guarantee that a numerical solution converges to the *true* solution. It could, in principle, converge to something else.

-
- [1] Carsten Gundlach, Gioel Calabrese, Ian Hinder, and José M Martín-García. Constraint damping in the Z4 formulation and harmonic gauge. *Classical and Quantum Gravity*, 22(17):3767, 2005.
 - [2] Frans Pretorius. Numerical relativity using a generalized harmonic decomposition. *Classical and Quantum Gravity*, 22(2):425, 2005.
 - [3] Frans Pretorius. Evolution of binary black-hole spacetimes. *Physical review letters*, 95(12):121101, 2005.
 - [4] Lee Lindblom, Mark A Scheel, Lawrence E Kidder, Robert Owen, and Oliver Rinne. A new generalized harmonic evolution system. *Classical and Quantum Gravity*, 23(16):S447, 2006.
 - [5] Latham Boyle, Michael Kesden, and Samaya Nissanke. Binary black-hole merger: Symmetry and the spin expansion. *Phys. Rev. Lett.*, 100:151101, Apr 2008.
 - [6] Mark A. Scheel, Michael Boyle, Tony Chu, Lawrence E. Kidder, Keith D. Matthews, and Harald P. Pfeiffer. High-accuracy waveforms for binary black hole inspiral, merger, and ringdown. *Phys. Rev. D*, 79:024003, Jan 2009.
 - [7] Lawrence Kidder, Harald Pfeiffer, Mark Scheel, et al. Spectral Einstein Code, 2000. URL <http://www.black-holes.org/SpEC.html>.
 - [8] David Hilditch, Andreas Weyhausen, and Bernd Brügmann. Pseudospectral method for gravitational wave collapse. *Phys. Rev. D*, 93:063006, Mar 2016.
 - [9] Masaru Shibata and Takashi Nakamura. Evolution of three-dimensional gravitational waves: Harmonic slicing case. *Phys. Rev. D*, 52:5428–5444, Nov 1995.
 - [10] Thomas W. Baumgarte and Stuart L. Shapiro. Numerical integration of Einstein’s field equations. *Phys. Rev. D*, 59:024007, Dec 1998.
 - [11] J. David Brown. Conformal invariance and the

- conformal-traceless decomposition of the gravitational field. *Phys. Rev. D*, 71:104011, May 2005.
- [12] Miguel Alcubierre, Bernd Brügmann, Thomas Drmlitsch, José A Font, Philippos Papadopoulos, Edward Seidel, Nikolaos Stergioulas, and Ryoji Takahashi. Towards a stable numerical evolution of strongly gravitating systems in general relativity: The conformal treatments. *Physical Review D*, 62(4):044034, 2000.
 - [13] Miguel Alcubierre, Bernd Brügmann, Peter Diener, Michael Koppitz, Denis Pollney, Edward Seidel, and Ryoji Takahashi. Gauge conditions for long-term numerical black hole evolutions without excision. *Phys. Rev. D*, 67:084023, Apr 2003.
 - [14] Olivier Sarbach, Gioel Calabrese, Jorge Pullin, and Manuel Tiglio. Hyperbolicity of the Baumgarte-Shapiro-Shibata-Nakamura system of Einstein evolution equations. *Phys. Rev. D*, 66:064002, Sep 2002.
 - [15] M. Campanelli, C. O. Lousto, P. Marronetti, and Y. Zlochower. Accurate evolutions of orbiting black-hole binaries without excision. *Phys. Rev. Lett.*, 96:111101, Mar 2006.
 - [16] John G. Baker, Joan Centrella, Dae-Il Choi, Michael Koppitz, and James van Meter. Gravitational-wave extraction from an inspiraling configuration of merging black holes. *Phys. Rev. Lett.*, 96:111102, Mar 2006.
 - [17] Eric Gourgoulhon, Philippe Grandclément, Keisuke Taniguchi, Jean-Alain Marck, and Silvano Bonazzola. Quasiequilibrium sequences of synchronized and irrotational binary neutron stars in general relativity: Method and tests. *Phys. Rev. D*, 63:064029, Feb 2001.
 - [18] Eric Gourgoulhon, Philippe Grandclément, Jean-Alain Marck, Jérôme Novak, and Keisuke Taniguchi. Lorene. URL <http://www.lorene.obspm.fr/>.
 - [19] Harald P. Pfeiffer, Lawrence E. Kidder, Mark A. Scheel, and Saul A. Teukolsky. A multidomain spectral method for solving elliptic equations. *Computer Physics Communications*, 152(3):253 – 273, 2003. ISSN 0010-4655.
 - [20] Marcus Ansorg, Bernd Brügmann, and Wolfgang Tichy. Single-domain spectral method for black hole puncture data. *Phys. Rev. D*, 70:064011, Sep 2004.
 - [21] Carlos F Sopena, Pengtao Sun, Pablo Laguna, and Jinchao Xu. A toy model for testing finite element methods to simulate extreme-mass-ratio binary systems. *Classical and Quantum Gravity*, 23(1):251, 2006.
 - [22] Carlos F. Sopena and Pablo Laguna. Finite element computation of the gravitational radiation emitted by a pointlike object orbiting a nonrotating black hole. *Phys. Rev. D*, 73:044028, Feb 2006.
 - [23] Burak Aksoylu, David Bernstein, Stephen Bond, and Michael Holst. Generating initial data in general relativity using adaptive finite element methods. Technical Report 2008-09, Louisiana State University Center for Computation and Technology, 9 2008, arXiv:0801.3142.
 - [24] Oleg Korobkin, Burak Aksoylu, Michael Holst, Enrique Pazos, and Manuel Tiglio. Solving the einstein constraint equations on multi-block triangulations using finite element methods. *Classical and Quantum Gravity*, 26(14):145007, 2009.
 - [25] Zhoujian Cao. Binary black hole simulation with an adaptive finite element method: Solving the einstein constraint equations. *Phys. Rev. D*, 91:044033, Feb 2015.
 - [26] David Gottlieb and Jan S Hesthaven. Spectral methods for hyperbolic problems. *Journal of Computational and Applied Mathematics*, 128(1):83–131, 2001.
 - [27] J.S. Hesthaven and T. Warburton. *Nodal Discontinuous Galerkin Methods: Algorithms, Analysis, and Applications*. Texts in Applied Mathematics. Springer, 2008. ISBN 9780387720654.
 - [28] Michael Dumbser and Olindo Zanotti. Very high order PNPM schemes on unstructured meshes for the resistive relativistic MHD equations. *Journal of Computational Physics*, 228(18):6991 – 7006, 2009. ISSN 0021-9991.
 - [29] David Radice and Luciano Rezzolla. Discontinuous Galerkin methods for general-relativistic hydrodynamics: Formulation and application to spherically symmetric spacetimes. *Physical Review D*, 84(2):024010, 2011.
 - [30] Jian Zhao and Huazhong Tang. Runge-kutta discontinuous galerkin methods with WENO limiter for the special relativistic hydrodynamics. *Journal of Computational Physics*, 242:138 – 168, 2013. ISSN 0021-9991.
 - [31] Olindo Zanotti, Francesco Fambri, and Michael Dumbser. Solving the relativistic magnetohydrodynamics equations with ader discontinuous galerkin methods, a posteriori subcell limiting and adaptive mesh refinement. *Monthly Notices of the Royal Astronomical Society*, 452(3):3010–3029, 2015.
 - [32] Marcus Bugner, Tim Dietrich, Sebastiano Bernuzzi, Andreas Weyhausen, and Bernd Brügmann. Solving 3d relativistic hydrodynamical problems with weighted essentially nonoscillatory discontinuous galerkin methods. *Phys. Rev. D*, 94:084004, Oct 2016.
 - [33] Lawrence E Kidder, Scott E Field, Francois Foucart, Erik Schnetter, Saul A Teukolsky, Andy Bohn, Nils Deppe, Peter Diener, François Hébert, Jonas Lippuner, et al. Spectre: A task-based discontinuous galerkin code for relativistic astrophysics. 2016, arXiv:1609.00098.
 - [34] A. I. Vol’pert. The spaces BV and quasilinear equations. *Mathematics of the USSR-Sbornik*, 2(2):225, 1967.
 - [35] Gianni Dal Maso, Philippe G Lefloch, and François Murat. Definition and weak stability of nonconservative products. *Journal de mathématiques pures et appliquées*, 74(6):483–548, 1995.
 - [36] Philippe LeFloch. Entropy weak solutions to nonlinear hyperbolic systems under nonconservative form. *Communications in partial differential equations*, 13(6):669–727, 1988.
 - [37] Philippe LeFloch. Shock waves for nonlinear hyperbolic systems in nonconservative form. 1989.
 - [38] Thomas Y Hou and Philippe G LeFloch. Why non-conservative schemes converge to wrong solutions: error analysis. *Mathematics of computation*, 62(206):497–530, 1994.
 - [39] J.F. Colombeau. *New Generalized Functions and Multiplication of Distributions*. North-Holland Mathematics Studies. Elsevier Science, 2000. ISBN 9780080871950.
 - [40] JF Colombeau and AY Le Roux. Multiplications of distributions in elasticity and hydrodynamics. *Journal of Mathematical Physics*, 29(2):315–319, 1988.
 - [41] Jean-Jacques Cauret, Jean-François Colombeau, and AY Le Roux. Discontinuous generalized solutions of nonlinear nonconservative hyperbolic equations. *Journal of mathematical analysis and applications*, 139(2): 552–573, 1989.
 - [42] I Toumi. A weak formulation of roe’s approximate riemann solver. *Journal of Computational Physics*, 102(2): 360 – 373, 1992. ISSN 0021-9991.
 - [43] I Toumi and A Kumbaro. An approximate linearized

- riemann solver for a two-fluid model. *Journal of Computational Physics*, 124(2):286–300, 1996.
- [44] Manuel Castro, José Gallardo, and Carlos Parés. High order finite volume schemes based on reconstruction of states for solving hyperbolic systems with nonconservative products. applications to shallow-water systems. *Mathematics of computation*, 75(255):1103–1134, 2006.
 - [45] Carlos Parés. Numerical methods for nonconservative hyperbolic systems: a theoretical framework. *SIAM Journal on Numerical Analysis*, 44(1):300–321, 2006.
 - [46] Sander Rhebergen, Onno Bokhove, and Jaap JW van der Vegt. Discontinuous galerkin finite element methods for hyperbolic nonconservative partial differential equations. *Journal of Computational Physics*, 227(3):1887–1922, 2008.
 - [47] PA Tassi, S Rhebergen, CA Vionnet, and O Bokhove. A discontinuous galerkin finite element model for river bed evolution under shallow flows. *Computer Methods in Applied Mechanics and Engineering*, 197(33):2930–2947, 2008.
 - [48] Saul A. Teukolsky. Formulation of discontinuous galerkin methods for relativistic astrophysics. *Journal of Computational Physics*, 312:333 – 356, 2016. ISSN 0021-9991.
 - [49] Nicholas W. Taylor, Lawrence E. Kidder, and Saul A. Teukolsky. Spectral methods for the wave equation in second-order form. *Phys. Rev. D*, 82:024037, Jul 2010.
 - [50] Douglas N Arnold. An interior penalty finite element method with discontinuous elements. *SIAM journal on numerical analysis*, 19(4):742–760, 1982.
 - [51] Khosro Shahbazi. An explicit expression for the penalty parameter of the interior penalty method. *Journal of Computational Physics*, 205(2):401 – 407, 2005. ISSN 0021-9991.
 - [52] Yingda Cheng and Chi-Wang Shu. A discontinuous Galerkin finite element method for time dependent partial differential equations with higher order derivatives. *Mathematics of Computation*, 77(262):699–730, 2008.
 - [53] Marcus J Grote, Anna Schneebeli, and Dominik Schötzau. Discontinuous Galerkin finite element method for the wave equation. *SIAM Journal on Numerical Analysis*, 44(6):2408–2431, 2006.
 - [54] Marcus J. Grote, Anna Schneebeli, and Dominik Schötzau. Interior penalty discontinuous Galerkin method for Maxwell’s equations: Energy norm error estimates. *Journal of Computational and Applied Mathematics*, 204(2):375 – 386, 2007. ISSN 0377-0427.
 - [55] J.S Hesthaven and T Warburton. Nodal high-order methods on unstructured grids: I. time-domain solution of Maxwell’s equations. *Journal of Computational Physics*, 181(1):186 – 221, 2002. ISSN 0021-9991.
 - [56] Markus Grote. *Interior penalty discontinuous Galerkin methods for electromagnetic and acoustic wave equations*. PhD thesis, University of Basel, 2006. URL http://edoc.unibas.ch/diss/DissB_7760.
 - [57] Bernardo Cockburn and Chi-Wang Shu. The local discontinuous Galerkin method for time-dependent convection-diffusion systems. *SIAM Journal on Numerical Analysis*, 35(6):2440–2463, 1998.
 - [58] Yan Xu and Chi-Wang Shu. Local discontinuous Galerkin methods for nonlinear Schrödinger equations. *Journal of Computational Physics*, 205(1):72 – 97, 2005. ISSN 0021-9991.
 - [59] Yan Xu and Chi-Wang Shu. Local discontinuous Galerkin methods for the kuramoto-sivashinsky equations and the ito-type coupled KdV equations. *Computer methods in applied mechanics and engineering*, 195(25):3430–3447, 2006.
 - [60] Francesco Bassi and Stefano Rebay. A high-order accurate discontinuous finite element method for the numerical solution of the compressible navier–stokes equations. *Journal of computational physics*, 131(2):267–279, 1997.
 - [61] F Bassi, S Rebay, G Mariotti, S Pedinotti, and M Savini. A high-order accurate discontinuous finite element method for inviscid and viscous turbomachinery flows. In *Proceedings of the 2nd European Conference on Turbomachinery Fluid Dynamics and Thermodynamics*, pages 99–109. Technologisch Instituut, Antwerpen, Belgium, 1997.
 - [62] Jue Yan, C.W. Chi-Wang Shu, and Dennis M. Bushnell. Local discontinuous Galerkin methods for partial differential equations with higher order derivatives. *Journal of Scientific Computing*, 17(December):27–47, 2002.
 - [63] Daniele Funaro and David Gottlieb. A new method of imposing boundary conditions in pseudospectral approximations of hyperbolic equations. *Mathematics of computation*, 51(184):599–613, 1988.
 - [64] Daniele Funaro and David Gottlieb. Convergence results for pseudospectral approximations of hyperbolic systems by a penalty-type boundary treatment. *Mathematics of Computation*, 57(196):585–596, 1991.
 - [65] Jan S Hesthaven. Spectral penalty methods. *Applied Numerical Mathematics*, 33(1):23–41, 2000.
 - [66] Zhi Jian Wang. Spectral (finite) volume method for conservation laws on unstructured grids. basic formulation: Basic formulation. *Journal of Computational Physics*, 178(1):210–251, 2002.
 - [67] Zhi Jian Wang and Yen Liu. Spectral (finite) volume method for conservation laws on unstructured grids: II. extension to two-dimensional scalar equation. *Journal of Computational Physics*, 179(2):665–697, 2002.
 - [68] Zhi Jian Wang and Yen Liu. Spectral (finite) volume method for conservation laws on unstructured grids III: One dimensional systems and partition optimization. *Journal of Scientific Computing*, 20(1):137–157, 2004.
 - [69] Zhi Jian Wang, Laiping Zhang, and Yen Liu. Spectral (finite) volume method for conservation laws on unstructured grids IV: extension to two-dimensional systems. *Journal of Computational Physics*, 194(2):716–741, 2004.
 - [70] Yen Liu, Marcel Vinokur, and Zhi Jian Wang. Spectral (finite) volume method for conservation laws on unstructured grids V: Extension to three-dimensional systems. *Journal of Computational Physics*, 212(2):454–472, 2006.
 - [71] Yuzhi Sun, Zhi Jian Wang, and Yen Liu. Spectral (finite) volume method for conservation laws on unstructured grids VI: Extension to viscous flow. *Journal of Computational Physics*, 215(1):41–58, 2006.
 - [72] Yen Liu, Marcel Vinokur, and Z.J. Wang. Spectral difference method for unstructured grids I: Basic formulation. *Journal of Computational Physics*, 216(2):780 – 801, 2006. ISSN 0021-9991.
 - [73] Z. J. Wang, Yen Liu, Georg May, and Antony Jameson. Spectral difference method for unstructured grids II: Extension to the Euler equations. *Journal of Scientific Computing*, 32(1):45–71, 2006. ISSN 1573-7691.
 - [74] Gregor J Gassner. A skew-symmetric discontinuous

- Galerkin spectral element discretization and its relation to SBP-SAT finite difference methods. *SIAM Journal on Scientific Computing*, 35(3):A1233–A1253, 2013.
- [75] David C Del Rey Fernández, Pieter D Boom, and David W Zingg. A generalized framework for nodal first derivative summation-by-parts operators. *Journal of Computational Physics*, 266:214–239, 2014.
 - [76] Mark H Carpenter, David Gottlieb, and Saul Abarbanel. The stability of numerical boundary treatments for compact high-order finite-difference schemes. *Journal of Computational Physics*, 108(2):272–295, 1993.
 - [77] Magnus Svärd and Jan Nordström. Review of summation-by-parts schemes for initial-boundary-value problems. *Journal of Computational Physics*, 268:17–38, 2014.
 - [78] David C Del Rey Fernández, Jason E Hicken, and David W Zingg. Review of summation-by-parts operators with simultaneous approximation terms for the numerical solution of partial differential equations. *Computers & Fluids*, 95:171–196, 2014.
 - [79] Wolfgang Tichy. Black hole evolution with the BSSN system by pseudospectral methods. *Phys. Rev. D*, 74:084005, Oct 2006.
 - [80] Wolfgang Tichy. Long term black hole evolution with the BSSN system by pseudospectral methods. *Phys. Rev. D*, 80:104034, Nov 2009.
 - [81] G Zumbusch. Finite element, discontinuous Galerkin, and finite difference evolution schemes in spacetime. *Classical and Quantum Gravity*, 26(17):175011, 2009.
 - [82] Scott E Field, Jan S Hesthaven, Stephen R Lau, and Abdul H Mroue. Discontinuous Galerkin method for the spherically reduced Baumgarte-Shapiro-Shibata-Nakamura system with second-order operators. *Physical Review D*, 82(10):104051, 2010.
 - [83] J. David Brown, Peter Diener, Scott E. Field, Jan S. Hesthaven, Frank Herrmann, Abdul H. Mroué, Olivier Sarbach, Erik Schnetter, Manuel Tiglio, and Michael Wagman. Numerical simulations with a first-order BSSN formulation of Einstein’s field equations. *Phys. Rev. D*, 85:084004, Apr 2012.
 - [84] Miguel Alcubierre, Gabrielle Allen, Carles Bona, David Fiske, Tom Goodale, F Siddhartha Guzmán, Ian Hawke, Scott H Hawley, Sascha Husa, Michael Koppitz, et al. Towards standard testbeds for numerical relativity. *Classical and Quantum Gravity*, 21(2):589, 2004.
 - [85] Maria C Babiuc, Sascha Husa, D Alic, Ian Hinder, C Lechner, E Schnetter, Bela Szilagyi, Yosef Zlochower, Nils Dorband, Denis Pollney, et al. Implementation of standard testbeds for numerical relativity. *Classical and Quantum Gravity*, 25(12):125012, 2008.
 - [86] Yulong Xing, Cs Chou, and Cw Shu. Energy conserving local discontinuous Galerkin methods for wave propagation problems. *Inverse Problems and Imaging*, 7(3):1–28, 2013. ISSN 19308337.
 - [87] Miguel Alcubierre. *Introduction to 3+1 Numerical Relativity*. Oxford University Press, 2008.
 - [88] HO Kreiss and G Scherer. In C.D. Boor, editor, *Mathematical Aspects of Finite Elements in Partial Differential Equations*. Academia Press, New York, 1974.
 - [89] HO Kreiss and G Scherer. On the existence of energy estimates for difference approximations for hyperbolic systems. Technical report, 1977.
 - [90] J.J. Duistermaat and J.A.C. Kolk. *Distributions: Theory and Applications*. Cornerstones. Birkhäuser, 2010. ISBN 9780817646752.
 - [91] William H. Press, Saul A. Teukolsky, William T. Vetterling, and Brian P. Flannery. *Numerical Recipes 3rd Edition: The Art of Scientific Computing*. Cambridge University Press, 2007. ISBN 9780521880688.
 - [92] Philippe Grandclément and Jérôme Novak. Spectral methods for numerical relativity. *Living Reviews in Relativity*, 12, 2009. ISSN 14338351.
 - [93] Bernardo Cockburn. Discontinuous Galerkin methods. In *80th Annual Meeting of the International Association of Applied Mathematics and Mechanics*, volume 83, pages 731–754, November 2003.
 - [94] Jonah M. Miller and Erik Schnetter. A discontinuous Galerkin method compatible with the BSSN formulation of the Einstein equations: Supplemental material, 2016. URL <https://bitbucket.org/Yurlungur/oldg-supplemental>.
 - [95] Christine Bernardi and Yvon Maday. Polynomial interpolation results in sobolev spaces. *Journal of computational and applied mathematics*, 43(1):53–80, 1992.
 - [96] Christoph Schwab. *p-and hp-finite element methods: Theory and applications in solid and fluid mechanics*. Oxford University Press, 1998.
 - [97] Lewis Fry Richardson. The approximate arithmetical solution by finite differences of physical problems involving differential equations, with an application to the stresses in a masonry dam. *Philosophical Transactions of the Royal Society of London. Series A, Containing Papers of a Mathematical or Physical Character*, pages 307–357, 1911.
 - [98] Sigal Gottlieb and Chi-Wang Shu. Total variation diminishing Runge-Kutta schemes. *Mathematics of computation of the American Mathematical Society*, 67(221):73–85, 1998.
 - [99] J.R. Dormand and P.J. Prince. A family of embedded Runge-Kutta formulae. *Journal of Computational and Applied Mathematics*, 6(1):19 – 26, 1980. ISSN 0377-0427.
 - [100] PJ Prince and JR Dormand. High order embedded Runge-Kutta formulae. *Journal of Computational and Applied Mathematics*, 7(1):67–75, 1981.
 - [101] Bernardo Cockburn. Discontinuous Galerkin methods for convection-dominated problems. In *High-order methods for computational physics*, pages 69–224. Springer, 1999.
 - [102] Bernardo Cockburn and Chi-Wang Shu. The Runge-Kutta local projection P^1 -discontinuous-Galerkin finite element method for scalar conservation laws. *RAIRO-Modélisation mathématique et analyse numérique*, 25(3):337–361, 1991.
 - [103] Dan Kosloff and Hillel Tal-Ezer. A modified chebyshev pseudospectral method with an $O(n-1)$ time step restriction. *Journal of Computational Physics*, 104(2):457–469, 1993.
 - [104] Timothy Warburton and Thomas Hagstrom. Taming the CFL number for discontinuous Galerkin methods on structured meshes. *SIAM Journal on Numerical Analysis*, 46(6):3151–3180, 2008.
 - [105] Jianxian Qiu, Michael Dumbser, and Chi-Wang Shu. The discontinuous Galerkin method with Lax–Wendroff type time discretizations. *Computer Methods in Applied Mechanics and Engineering*, 194(42):4528–4543, 2005.
 - [106] Peter D Lax and Robert D Richtmyer. Survey of the stability of linear finite difference equations. *Communi-*

- ications on Pure and Applied Mathematics*, 9(2):267–293, 1956.
- [107] Heinz-Otto Kreiss and Joseph Oliger. Stability of the Fourier method. *SIAM Journal on Numerical Analysis*, 16(3):421–433, 1979.
 - [108] Hervé Vandeven. Family of spectral filters for discontinuous problems. *Journal of Scientific Computing*, 6(2): 159–192, 1991. ISSN 08857474.
 - [109] Eitan Tadmor. Convergence of spectral methods for nonlinear conservation laws. *SIAM Journal on Numerical Analysis*, 26(1):30–44, 1989.
 - [110] Yvon Maday and Eitan Tadmor. Analysis of the spectral vanishing viscosity method for periodic conservation laws. *SIAM Journal on Numerical Analysis*, 26(4): 854–870, 1989.
 - [111] Eitan Tadmor. Shock capturing by the spectral viscosity method. *Computer Methods in Applied Mechanics and Engineering*, 80(1):197–208, 1990.
 - [112] St Schochet. The rate of convergence of spectral-viscosity methods for periodic scalar conservation laws. *SIAM journal on numerical analysis*, 27(5):1142–1159, 1990.
 - [113] Heinz Kreiss, Heinz-Otto Kreiss, and Joseph Oliger. *Methods for the approximate solution of time dependent problems*. Number 10. International Council of Scientific Unions, World Meteorological Organization, 1973.
 - [114] Yue Hu, David M Koppelman, Steven R Brandt, and Frank Löffler. Model-driven auto-tuning of stencil computations on GPUs. *Histencils Workshop 2015*, 2015.
 - [115] Frank Löffler, Joshua Faber, Eloisa Bentivegna, Tanja Bode, Peter Diener, Roland Haas, Ian Hinder, Bruno C Mundim, Christian D Ott, Erik Schnetter, et al. The Einstein Toolkit: a community computational infrastructure for relativistic astrophysics. *Classical and Quantum Gravity*, 29(11):115001, 2012.
 - [116] EinsteinToolkit. Einstein Toolkit: Open software for relativistic astrophysics. URL <http://einsteintoolkit.org/>.
 - [117] Collaborative Effort. Einstein Toolkit for Relativistic Astrophysics. Astrophysics Source Code Library, February 2011, ascl:1102.014. URL <http://adsabs.harvard.edu/abs/2011ascl.soft02014C>.
 - [118] Sascha Husa, Ian Hinder, and Christiane Lechner. Kranc: a Mathematica application to generate numerical codes for tensorial evolution equations. *Comput. Phys. Commun.*, 174:983–1004, 2006, arXiv:gr-qc/0404023.
 - [119] Kranc. Kranc: Kranc assembles numerical code. URL <http://kranccode.org/>.
 - [120] J. David Brown, Peter Diener, Olivier Sarbach, Erik Schnetter, and Manuel Tiglio. Turduckening black holes: an analytical and computational study. *Phys. Rev. D*, 79:044023, 2009, arXiv:0809.3533 [gr-qc].
 - [121] McLachlan. McLachlan, a public BSSN code. URL <http://www.cct.lsu.edu/~eschnett/McLachlan/>.
 - [122] Jonah M. Miller and Erik Schnetter. McLachlan OLDG thorn for the Einstein Toolkit, 2016. URL <https://bitbucket.org/Yurlungur/mclachlanoldg>.
 - [123] David Bernstein. *A Numerical Study of the Black Hole Plus Brill Wave Spacetime*. PhD thesis, University of Illinois at Urbana-Champaign, 1993.
 - [124] Peter Anninos, Joan Massó, Edward Seidel, Wai-Mo Suen, and John Towns. Three-dimensional numerical relativity: The evolution of black holes. *Physical Review D*, 52(4):2059, 1995.
 - [125] Tom Goodale, Gabrielle Allen, Gerd Lanfermann, Joan Massó, Thomas Radke, Edward Seidel, and John Shalf. The Cactus framework and toolkit: Design and applications. In *Vector and Parallel Processing – VEC- PAR’2002, 5th International Conference, Lecture Notes in Computer Science*, Berlin, 2003. Springer. URL <http://edoc.mpg.de/3341>.
 - [126] Cactus developers. Cactus Computational Toolkit. URL <http://www.cactuscode.org/>.
 - [127] The HDF Group. Hierarchical Data Format, version 5, 1997-NNNN. URL <http://www.hdfgroup.org/HDF5/>.
 - [128] Guido Rossum. Python reference manual. Technical report, Amsterdam, The Netherlands, The Netherlands, 1995.
 - [129] S. van der Walt, S. C. Colbert, and G. Varoquaux. The numpy array: A structure for efficient numerical computation. *Computing in Science Engineering*, 13(2):22–30, March 2011. ISSN 1521-9615.
 - [130] Eric Jones, Travis Oliphant, Pearu Peterson, et al. SciPy: Open source scientific tools for Python, 2001–. URL <http://www.scipy.org/>.
 - [131] J. D. Hunter. Matplotlib: A 2D graphics environment. *Computing In Science & Engineering*, 9(3):90–95, 2007.
 - [132] M. J. Turk, B. D. Smith, J. S. Oishi, S. Skory, S. W. Skillman, T. Abel, and M. L. Norman. yt: A Multi-code Analysis Toolkit for Astrophysical Simulation Data. *The Astrophysical Journal Supplement Series*, 192:9, January 2011, arXiv:1011.3514.
 - [133] Wolfram Research Inc. Mathematica 9.0, 2012.