

# Provably Safe and Deadlock-Free Execution of Multi-Robot Plans under Delaying Disturbances

Michal Cap<sup>\*,1,2</sup> and Jean Gregoire<sup>\*,1</sup> and Emilio Frazzoli<sup>1</sup>

**Abstract**—One of the standing challenges in multi-robot systems is the ability to reliably coordinate motions of multiple robots in environments where the robots are subject to disturbances. We consider disturbances that force the robot to temporarily stop and delay its advancement along its planned trajectory which can be used to model, e.g., passing-by humans for whom the robots have to yield. Although reactive collision-avoidance methods are often used in this context, they may lead to deadlocks between robots. We design a multi-robot control strategy for executing coordinated trajectories computed by a multi-robot trajectory planner and give a proof that the strategy is safe and deadlock-free even when robots are subject to delaying disturbances. Our simulations show that the proposed strategy scales significantly better with the intensity of disturbances than the naive liveness-preserving approach. The empirical results further confirm that the proposed approach is more reliable and also more efficient than state-of-the-art reactive techniques.

## I. INTRODUCTION

The advancements of robotics during the last decade lead to the emergence of production-scale multi-robot systems consisting of a large number of cooperating mobile robots. One of the prime examples is the warehouse management systems developed by Kiva Systems (now Amazon Robotics) that employs mobile robots to fetch products for human warehouse workers. To simplify the problem, the robots in such systems typically operate in a dedicated human-excluded area. To further improve impact of robotics in manufacturing, the current research is focused on the development of robots that can safely share floor with human workers. One of the challenges posed by mixed human-robot systems is how to coordinate the motions of the robots given that their motion can be disturbed by humans.

The problem of coordinating motions of multiple robots can be approached either from a control engineering perspective by employing the *reactive paradigm* to collision avoidance or from an AI perspective by employing the *deliberative paradigm* that amounts to planning coordinated trajectories for the robots.

In the *reactive paradigm*, the robot follows the shortest path to its current destination and attempts to resolve collision situations as they appear, locally. Each robot periodically observes positions and velocities of other robots in its neighborhood. If there is a potential future collision, the robot attempts to avert the collision by adjusting its

immediate heading and velocity. A number of methods have been proposed [12], [5], [1] that prescribe how to compute such collision-avoiding velocity in a reciprocal multi-robot setting, with the most prominent one being ORCA [11]. These approaches are widely used in practice thanks to their computational efficiency – a collision-avoiding velocity for a robot can be computed in a fraction of a millisecond [11]. However, these approaches resolve collisions only locally and thus they cannot guarantee that the resulting motion will be deadlock-free and that all robots will always eventually reach their destination.

In the *deliberative paradigm*, the system first searches for a set of globally coordinated collision-free trajectories from the origin position to the destination of each robot. After the planning has finished, the robots start following their respective trajectories. If the robots execute the resulting joint plan precisely (or within some predefined tolerance), it is guaranteed that they will reach their destination while avoiding collisions with other robots. It is however known that the problem of finding coordinated trajectories for a number of mobile objects from the given start configurations to the given goal configurations is intractable. More precisely, the coordination of disks amidst polygonal obstacles is NP-hard [10] and the coordination of rectangles in a rectangular room is PSPACE-hard [6]. Even though the problem is relatively straightforward to formulate as a planning problem in the Cartesian product of the configuration spaces of the individual robots, the solutions can be very difficult to find using standard heuristic search techniques as the joint state-space grows exponentially with the number of robots. That is why heuristic techniques such as prioritized planning [3], [13] are often used in practice. In fact, for multi-robot coordination in so-called well-formed infrastructures, a solution is known to always exist and it can be found in polynomial time using decoupled planning techniques [14], [13].

The main drawback of the deliberative paradigm is that robots are guaranteed to reach their goals only if they follow the planned trajectories *precisely* both in space and time. Although the spatial component of the trajectory can be typically followed with reasonable tracking error using existing path tracking techniques, precise tracking of the temporal component is hard to achieve in environments that involve humans due to the typical requirement that the robots must yield to people, who are however hard to predict. Observe that if one of the robots is delayed, and the others simply continue advancing along their trajectory, the robots may end up in a collision or deadlock (see Figure 1 for an example). One possible approach to deal with such

<sup>\*</sup>Equal contribution

<sup>1</sup>Michal Cap, Jean Gregoire and Emilio Frazzoli are affiliated with LIDS, Massachusetts Institute of Technology.

<sup>2</sup>Michal Cap is also affiliated with Dept. of Computer Science, FEL, CTU in Prague. [michal.cap@fel.cvut.cz](mailto:michal.cap@fel.cvut.cz)

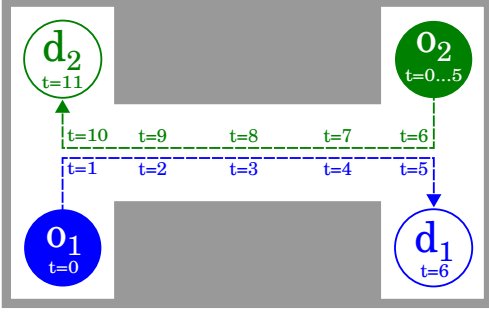


Fig. 1. Example coordination problem. First robot desires to move from origin  $o_1$  to destination  $d_1$ , the second robot desires to move from  $o_2$  to  $d_2$ . A possible solution found by a multi-robot trajectory planner is indicated by the dashed line, where the planned position for each timepoint is annotated as  $t = \dots$  shown next to the trajectory. The plan dictates that the robot 1 goes through the corridor first. Robot 2 waits at its origin until robot 1 leaves the corridor and then proceeds through the corridor towards its destination. Now suppose that robot 1 is subject to a disturbance and enters the corridor with the delay of 5 time units. If robot 2 does not reflect on the delay and continues moving according to the original plan, both robots engage in a heads-on collision or deadlock, depending on whether some low-level safety mechanism prevents the robots from physically crashing, in the center of the corridor.

a disturbance is to find new coordinated trajectories from the current positions of all the robots to their destinations. Although replanning may sometimes work, it is usually too computationally intensive to be performed in a feedback loop and there is no guarantee that the resulting instance will be solvable in practical time. Another strategy, that we will refer to as ALLSTOP, is to stop all robots in the team every time any single robot is forced to stop. Although this strategy preserves liveness of the coordinated plan, it is clearly inefficient.

In this work, we show that stopping the entire team when a disturbance stops a single robot is in most situations unnecessary and provide a simple control rule specifying when a robot can proceed along its trajectory without risking future deadlock or collisions. Therefore, the proposed method can be used to generalize guarantees of existing multi-robot trajectory planning techniques to environments, where robots might be forced to temporarily stop. Our experiments suggests that in such environments, executing preplanned trajectories using the proposed control rule is more reliable and more efficient than coordinating robots using reactive collision-avoidance techniques.

The proposed technique may also act as an enabler allowing generalization of hybrid architectures, which proved a powerful paradigm in the context of intersection coordination [7], towards more general multi-robot coordination problems.

The paper is structured as follows. Section II formulates the multi-robot plan execution problem under non-deterministic disturbances. Section III reformulates the problem in the coordination space and designs a control strategy. Section IV proves that the proposed approach is safe and deadlock-free. Finally, Section V evaluates our control scheme through simulations and Section VI concludes the paper.

## II. PROBLEM FORMULATION

Consider a 2-d environment  $\mathcal{W} \subseteq \mathbb{R}^2$  populated by  $n$  identical disc-shaped holonomic robots indexed  $1, \dots, n$ . Their body has radius  $r$  and they can travel at unit maximum speed. Let  $\pi_1, \dots, \pi_n$  be feasible collision-free trajectories from the desired origin positions to the desired destination positions obtained from a multi-robot trajectory planner. The discrete-time trajectory of robot  $i$  is a function  $\pi_i(t) : \{0, \dots, T\} \rightarrow \mathcal{W}$ , where  $T$  denotes the time step when the last robot reaches its destination. The state of the system is described in terms of position  $x_i \in \{0, \dots, T\}$  of each robot  $i$  along its trajectory  $\pi_i$ , i.e. if a robot is in state  $x_i$ , the robot is at spatial position  $\pi_i(x_i)$ . The control variables are the advancement decisions for each robot, where the decision whether robot  $i$  should continue along its trajectory or stop at timestep  $t$  is denoted as  $a_i(t) \in \{0, 1\}$ . The advancement of each robot is subject to an exogenous multiplicative disturbance  $\delta_i(t) \in \{0, 1\}$ , where  $\delta_i(t) = 0$  models the situation when the robot is forced to stop. Then, the discrete-time system dynamics is governed by the equation:

$$\forall t \in \mathbb{N}, x_i(t+1) = x_i(t) + a_i(t) \cdot \delta_i(t).$$

The state  $x_i(t)$  of robot  $i$  can be intuitively interpreted as a position in the plan  $\pi_i$  at time  $t$ . Note that this position is measured in time units. The model of robot dynamic we use is further illustrated in Figure 2.

Our objective is to design a multi-robot controller  $G(x_1, \dots, x_n)$  that takes the current position of each robot and returns the advancement decision for the robots  $(a_1, \dots, a_n)$  such that from the initial state  $\mathbf{x}_0 = (0, \dots, 0)$  at time  $t = 0$ , the system is

- collision-free, i.e., the robots should never collide

$$\forall t \forall i, j \ i \neq j : |\pi_i(x_i(t)) - \pi_j(x_j(t))| > 2r,$$

- deadlock-free, i.e. the robots should eventually reach their destination

$$\forall i \exists t_f \forall t \geq t_f : x_i(t) = T, \text{ and}$$

- efficient, i.e. disturbance affecting one robot should not lead to stopping the entire system.

In the next section we present a control scheme that satisfies the properties stated above. We remark that the presented scheme combines advantages of planning and reactive approach to multi-robot coordination in that it guarantees liveness and in the same time retains freedom of action allowing robots to deviate from the planned trajectory and handle the disturbance.

## III. CONTROL SCHEME

In this section we will introduce a simple control rule, which we will refer to as Robust Multi-Robot Trajectory Tracking Strategy (RMTRACK), that preserves safety and liveness of given multi-robot trajectory even under delay-inducing disturbances. To be able to concisely represent conditions about safe and unsafe mutual configurations of robots, we will make use of now standard coordination space

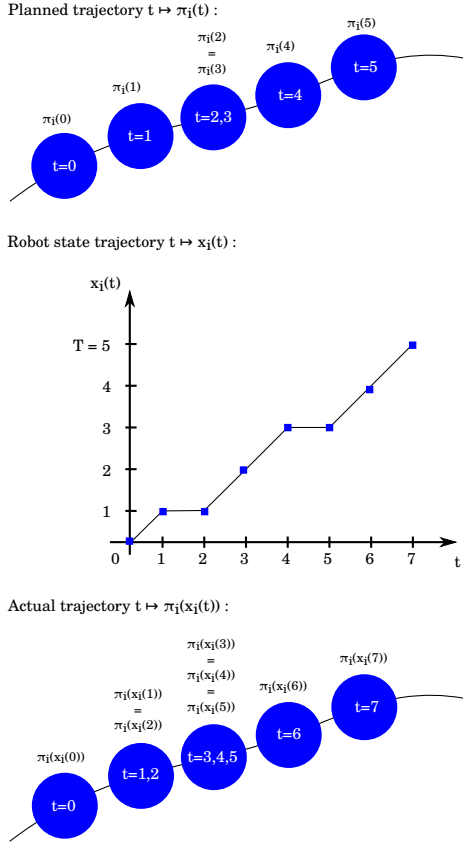


Fig. 2. **Top:** An example output of the planner for robot  $i$ . The balls indicate the time evolution of the planned trajectory  $t \mapsto \pi_i(t)$  for robot  $i$ . The curve represents the geometric path in  $\mathbb{R}^2$  followed by robot  $i$ . **Middle:** State trajectory  $t \mapsto x_i(t) \in [0, 5]$  encodes the time evolution of position of robot  $i$  along its planned trajectory. We can see that during time intervals  $[1, 2]$  and  $[4, 5]$  the robot makes no progress in its plan. Also, the fact that the state trajectory is below the diagonal can be interpreted as the robot lagging behind its plan. **Bottom:** The actual trajectory of the robot is  $t \mapsto \pi_i(x_i(t))$ . One can see that robot  $i$  will follow the same geometric path in  $\mathbb{R}^2$  as planned. However, the time evolution along this geometric path is different. In particular, robot  $i$  will reach its goal at time 7 instead of 5.

formalism [9], [8]. Our approach relies on transformation of the  $n$ -robot coordination problem in the physical space into the problem of finding a collision-free path in an  $n$ -dimensional abstract space called coordination space.

#### A. Coordination space

A coordination space  $X$  for  $n$  robots is defined as an  $n$ -dimensional cube  $X = \{0, \dots, T\}^n$ . A point in a coordination space encodes the state of all robots, i.e. the position along their trajectories. Let  $(x_i, x_j)$  be a point in a coordination space of two robots  $i$  and  $j$  with trajectories  $\pi_i$  and  $\pi_j$ . Then, the point  $(x_i, x_j)$  is said to be in collision denoted as  $c_{ij}(x_i, x_j)$  if  $|\pi_i(x_i) - \pi_j(x_j)| < 2r$ . The set of all states in coordination space of robots  $i$  and  $j$  representing collision between the two robots is denoted as  $C_{ij}$  and defined as

$$C_{ij} := \{(x_i, x_j) \mid c_{ij}(x_i, x_j)\}.$$

Analogically, the collision region  $C$  in the coordination space of  $n$  robots is defined as

$$\begin{aligned} C &:= \{(x_1, \dots, x_n) \mid \exists i, j \ i \neq j : c_{ij}(x_i, x_j)\} \\ &= \{(x_1, \dots, x_n) \mid \exists i, j \ i \neq j : (x_i, x_j) \in C_{ij}\}. \end{aligned}$$

By translating the original problem to the coordination space, our problem is now to design a controller that ensure that the trajectory of the multi-robot system in the coordination space  $t \in \{0, \dots, T\} \mapsto (x_1(t), \dots, x_n(t))$  starting from  $(0, \dots, 0)$  will reach  $(T, \dots, T)$  in finite time  $t_f$  and at all times remains in collision-free region  $X \setminus C$  of the coordination space  $X$ .

Observe that in the absence of disturbances the trajectory of the system in the coordination space will be a "diagonal" line segment connecting points  $(0, \dots, 0)$  and  $(T, \dots, T)$ . Also, it is important to notice that the "diagonal" in the coordination space  $t \in \{0, T\} \mapsto (t, \dots, t) \in \{0, T\}^n$  is necessarily collision-free with respect to  $C$  since the planned trajectories  $(\pi_1, \dots, \pi_n)$  are assumed to be collision-free. Now, the problem is to design a control law that ensures that collision region  $C$  is avoided even in the presence of disturbances.

#### B. Control Law

We now introduce RMTRACK control law that ensures that the actual trajectory in coordination space under disturbances avoids the collision region  $C$ , while simultaneously always making progress towards point  $(T, \dots, T)$ . The multi-robot control law  $G(x_1, \dots, x_n)$  is decomposed into collection of control laws  $\{G_i(x_1, \dots, x_n)\}$ , each governing the advancement of robot  $i$ . The control law for single robot  $i$  is defined as follows:

$$G_i(x_1, \dots, x_n) := \begin{cases} 0 & \text{if } x_i = T \text{ or if } [\exists j : x_i > x_j \text{ and} \\ & C_{ij} \cap (\{x_i + 1\} \times \{x_j, \dots, x_i + 1\}) \neq \emptyset] \\ 1 & \text{otherwise.} \end{cases} \quad (1)$$

As we can see, the control law allows robot  $i$  to proceed only if the line segment from  $(x_i + 1, x_j)$  to  $(x_i + 1, x_i + 1)$  is collision-free in the coordination space  $X_{ij}$  for every other robot  $j$ . The mechanism is illustrated in Figure 3. The effect of application of such a control law is shown in example in Figure 4.

The control law allows robots to deviate from the planned trajectory in the coordination space, but ensures that the actual trajectory the robots follow is homotopic to the planned trajectory, i.e. to the "diagonal" path. This is ensured by requiring that the trajectory in coordination space of any two different robots  $i$  and  $j$  stay at the same side of each connected component of  $C_{ij}$  as planned. Translated back to the original multi-robot formulation in  $\mathbb{R}^2$  workspace, the above controller ensures that the robots will traverse overlapping parts of their geometric paths in the same order as implicitly specified in the planned trajectories. We note that the usefulness of navigation under homotopic constraints has been previously noticed both in the context of single robot control [2] and multi-robot coordination [4].

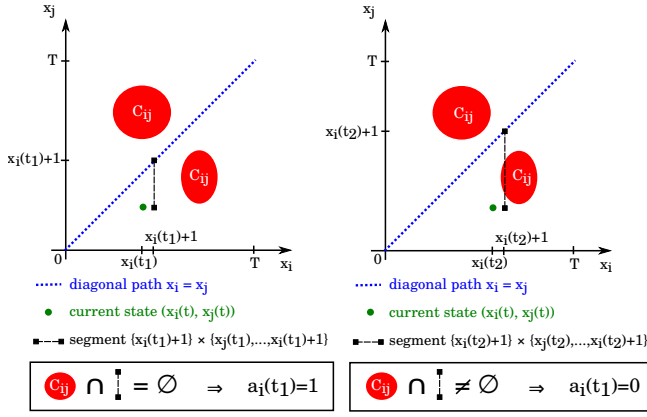


Fig. 3. Illustration of the control law computation for robot  $i$  with respect to single other robot  $j$ . **Left:** The segment  $\{x_i + 1\} \times \{x_j, \dots, x_i + 1\}$  is collision-free with  $C_{ij}$  at time  $t_1$ , therefore the robot  $i$  is commanded to proceed, i.e.  $a_i(t_1) = 1$ . **Right:** The segment is not collision-free with  $C_{ij}$  at time  $t_2$ , therefore the robot  $i$  is commanded to stop, i.e.  $a_i(t_2) = 0$ .

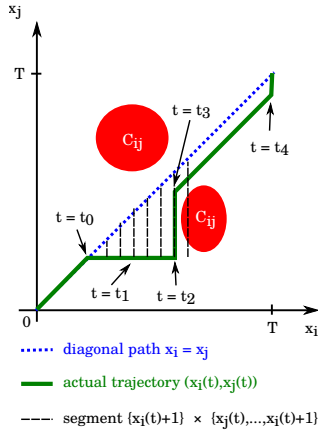


Fig. 4. Trajectory of the robots in the coordination space under control law  $G$ . At time  $t = t_0$ , a disturbance makes robot  $j$  stop ( $\delta_j(t_0) = 0$ ). The system leaves the diagonal path, and the control law allows robot  $i$  to proceed until time  $t = t_2$  where robot  $i$  is commanded to stop, i.e.,  $a_i(t_2) = 0$  (see Figure 3). Finally, disturbance for robot  $j$  goes away, and robot  $j$  proceeds. It's only at time  $t = t_3$  that the control law allows robot  $i$  to proceed. Robot  $i$  reaches its goal at time  $t = t_4$  and robot  $j$  right after. No collision occurred and note how the control law ensured that the actual trajectory in the coordination space remains on the same side as the diagonal path with respect to each connected component of the obstacle region. This is what enables to guarantee liveness, as changing the homotopy class may lead to a deadlock configuration with respect to other robots.

#### IV. THEORETICAL ANALYSIS

In this section we show that under certain technical assumptions, the RMTRACK control law satisfies collision-freeness and liveness properties, i.e. the robots are guaranteed not to collide and eventually reach their goal positions.

##### A. Collision-freeness

In order to show collision-freeness we make the following technical assumption. We assume that there is a 1-margin between the diagonal path and the obstacle region in the

coordination space, i.e.,

$$\forall t \in \{0, \dots, T-1\}, \forall i \neq j, \begin{cases} (t+1, t) \notin C_{ij} \\ \text{and} \\ (t, t+1) \notin C_{ij} \end{cases} \quad (2)$$

This assumption is as typically negligible as the geometric distance traveled by a robot in one time step is small. However, it can be satisfied by planning the reference trajectories with robots with slightly larger bodies.

**Lemma 1:** Under control law  $G$  and assuming that Equation 2 holds, we have for all  $t \in \mathbb{N}$  and for all  $i, j \in \{1, \dots, n\}$  s.t.  $x_i(t) \geq x_j(t)$  :

$$C_{ij} \cap (\{x_i(t)\} \times \{x_j(t), \dots, x_i(t)\}) = \emptyset \quad (E_{i,j,t})$$

*Proof:* Initially, we have  $x_1(0) = x_2(0) = \dots = x_n(0) = 0$  and the state of robots does not belong to  $C_{ij}$ , so that  $(E_{i,j,0})$  holds for all  $i, j \in \{1, \dots, n\}$ .

Now, assume that  $(E_{i,j,t})$  holds at some arbitrary time step  $t \in \mathbb{N}$  for all  $i, j \in \{1, \dots, n\}$  s.t.  $x_i(t) \geq x_j(t)$ .

For each  $i, j \in \{1, \dots, n\}$ , consider two options:

- If  $x_i(t) = x_j(t)$ , then  $(E_{i,j,t}) \equiv (E_{j,i,t})$  hold and consider three options:
  - If  $x_i(t+1) = x_j(t+1)$ ,  $(E_{i,j,t+1}) \equiv (E_{j,i,t+1})$  will be satisfied as planned trajectories are collision-free.
  - If robot  $i$  moves one step forward while the other one  $j$  is stopped, then by Equation 2, we have  $(x_i(t+1), x_j(t+1)) = (x_i(t) + 1, x_i(t)) \notin C_{ij}$ , and as planned trajectories are collision-free  $(x_i(t+1), x_i(t+1)) \notin C_{ij}$ , so that  $\{x_i(t+1)\} \times \{x_j(t+1), x_i(t+1)\} \cap C_{ij} = \emptyset$ , so that  $(E_{i,j,t+1})$  is satisfied with  $x_i(t+1) > x_j(t+1)$ .
  - If robot  $i$  moves one step forward while the other one  $j$  is stopped, we use the symmetric reasoning to obtain that  $(E_{j,i,t+1})$  holds.
- If  $x_i(t) > x_j(t)$  then we have  $x_i(t+1) \geq x_j(t+1)$  and consider three options:
  - If neither of robots moves,  $(E_{i,j,t+1})$  will still be obviously satisfied as  $(E_{i,j,t+1}) \equiv (E_{i,j,t})$  which holds.
  - If robot  $i$  does not move, then we have:

$$\begin{aligned} \{x_i(t+1)\} \times \{x_j(t+1), \dots, x_i(t+1)\} \\ = \{x_i(t)\} \times \{x_j(t+1), \dots, x_i(t)\} \\ \subseteq \{x_i(t)\} \times \{x_j(t), \dots, x_i(t)\} \end{aligned}$$

which does not intersect  $C_{ij}$  as  $(E_{i,j,t})$  holds, so that  $(E_{i,j,t+1})$  is satisfied.

- If robot  $i$  moves, then by construction of  $G$  and because  $x_i(t) > x_j(t)$ , we have:

$$C_{ij} \cap (\{x_i(t) + 1\} \times \{x_j(t), \dots, x_i(t) + 1\}) = \emptyset \quad (3)$$

Taking into account that  $x_i(t+1) = x_i(t) + 1$  and  $x_j(t+1) \in \{x_j(t), x_j(t) + 1\}$ , we obtain:

$$\begin{aligned} & \{x_i(t+1)\} \times \{x_j(t+1), \dots, x_i(t+1)\} \\ &= \{x_i(t) + 1\} \times \{x_j(t+1), \dots, x_i(t) + 1\} \\ &\subseteq \{x_i(t) + 1\} \times \{x_j(t), \dots, x_i(t) + 1\} \end{aligned}$$

which does not intersect  $C_{ij}$  by Equation 3, so that  $(E_{i,j,t+1})$  holds.

By induction, we conclude that  $(E_{i,j,t})$  is satisfied for all  $t \in \mathbb{N}$  and  $i, j \in \{1, \dots, n\}$  s.t.  $x_i(t) \geq x_j(t)$ . ■

*Theorem 1:* Under control law  $G$  and assuming that Equation 2 holds, the trajectory in the coordination space is collision-free, i.e.

$$\forall t \in \mathbb{N}, (x_1(t), \dots, x_n(t)) \notin C.$$

*Proof:* Take an arbitrary time step  $t \in \mathbb{N}$ . Assume that  $(x_1(t), \dots, x_n(t)) \in C$ . Then, there exists  $i, j$  such that  $(x_i(t), x_j(t)) \in C_{ij}$  and we can assume without loss of generality that  $x_i(t) \geq x_j(t)$ . This is in contradiction with Lemma 2. ■

### B. Liveness

First, we characterize our assumptions on disturbances. Clearly, it is possible to construct a disturbance function that will prevent the system from reaching configuration  $(T, \dots, T)$  under any control law. For example, if for a given robot  $i \in \{1, \dots, n\}$ , we have  $\forall t \in \mathbb{N}, \delta_i(t) = 0$ , then it is impossible for robot  $i$  to reach its goal. Therefore, in the following analysis, we assume that disturbances do not prohibit any of the robots from reaching its goal, i.e. we consider systems in which disturbances may delay any given robot for arbitrarily long, but the robot will eventually be able to reach the goal. Formally, we say that disturbances are *non-prohibitive* if for any controller that satisfies

$$\forall t \in \mathbb{N}, \begin{cases} x_1(t) = x_2(t) = \dots = x_n(t) = T \\ \text{or} \\ \exists i \in \{1, \dots, n\} : x_i(t) < T \text{ and } a_i(t) = 1 \end{cases},$$

the system will eventually reach the goal, i.e. there exists  $t_f \in \mathbb{N}$  such that  $(x_1(t_f), \dots, x_n(t_f)) = (T, \dots, T)$ . In other words, as long as the controller lets at least one unfinished robot proceed at any point of time, all robots will eventually reach their goal. The time of goal achievement  $t_f$  might be affected by disturbances, but disturbances will not prevent goal achievement in finite time.

Under *non-prohibitive* disturbances, the control law  $G$  guarantees liveness:

*Lemma 2:* Under control law  $G$ , there is at least one robot proceeding at any point of time, i.e.,

$$\forall t \in \mathbb{N}, \begin{cases} x_1(t) = x_2(t) = \dots = x_n(t) = T \\ \text{or} \\ \exists i \in \{1, \dots, n\} : x_i(t) < T \text{ and } a_i(t) = 1 \end{cases}$$

*Proof:* Define  $I(t) \subseteq \{1, \dots, n\}$  as follows:

$$I(t) := \arg \min_i x_i(t) = \{i : \forall j \neq i \quad x_j(t) \geq x_i(t)\}$$

$I(t)$  exists and is a non-empty set as  $\{1, \dots, n\}$  is finite. By construction of  $G$ , we have:

$$\forall i \in I(t) \quad a_i(t) = G_i(x_1(t), \dots, x_n(t)) = 1 \text{ or } x_i(t) = T$$

There are two scenarios: a) Either for all  $i \in I(t)$ ,  $x_i(t) = T$ , then  $\min_i x_i(t) = T$ , so that we have  $x_1(t) = x_2(t) = \dots = x_n(t) = T$ . b) Or there exists some  $i \in I(t)$  such that  $x_i(t) < T$  and  $a_i(t) = G_i(x_1(t), \dots, x_n(t)) = 1$ . This concludes the proof. ■

*Theorem 2:* Control law  $G$  ensures liveness under non-prohibitive disturbances, i.e.

$$\exists t_f : x_1(t) = x_2(t) = \dots = x_n(t) = T$$

*Proof:* This is a direct consequence of the preceding lemma and of the assumption made on disturbances. ■

## V. EXPERIMENTAL EVALUATION

In this section we will discuss the results of experimental comparison of RMTRACK approach against the baseline liveness-preserving method ALLSTOP and a reactive method ORCA using multi-robot simulation.

*Experiment Setup:* The comparison was performed in three environments: Empty hall, Office corridor and Warehouse as shown in Figure 5. A single problem instance in one of the environments consists of  $n$  robots attempting to move from randomly generated origins to randomly generated destinations. We first find collision-free multi-robot trajectories from the origins to the destinations and then let each robot follow the given trajectory while randomly disturbing its advancement with specified intensity. More precisely, every second we decide with probability corresponding to the disturbance intensity whether during the following second the robot will be prevented from moving.

To ensure that the initial coordinated trajectories can be found in a reliable and tractable fashion, the test environments satisfy so-called well-formed infrastructure property<sup>1</sup> [13]. This allowed us to use revised prioritized planning approach [13] to efficiently find the initial trajectories for the robots to follow.

In Empty hall and Warehouse environment we generated 10 instances with 10 robots and 10 instances with 50 robots; In Office corridor environment we generated 10 instances with 10 robots and 10 instances with 35 robots. Note that a single instance represents a specific assignment of origins and destinations to the robots.

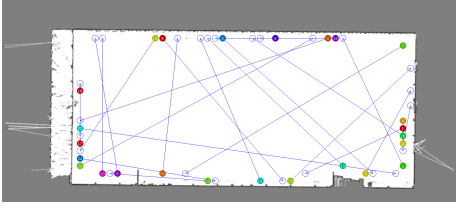
An illustrative video, the source codes of all algorithms and benchmark instances are available at <http://agents.fel.cvut.cz/~cap/rmtrack/>.

### Comparison of RMTRACK and ALLSTOP

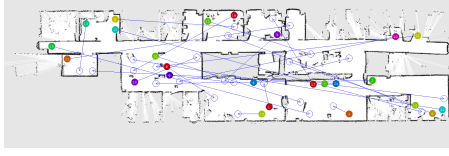
First, we compare two liveness-preserving control laws to handle disturbances: 1) ALL-STOP: the baseline law that makes entire multi-robot team stop whenever a single robot is disturbed and 2) RMTRACK: the law proposed in

<sup>1</sup>In a well-formed infrastructure a start and destination of each robot is constrained to lie at a position where it does not completely prevent other robots from reaching their goals - most man-made infrastructures, e.g. a national road network system, satisfy the property.

Empty hall with 25 robots



Office corridor with 25 robots



Warehouse with 30 robots

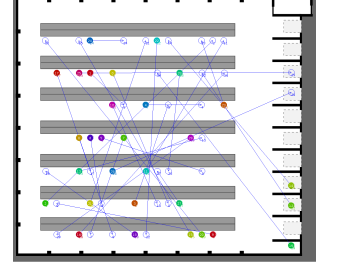


Fig. 5. Maps used for experimental comparison. The figures show an example problem instance in each environment. The filled circles represent robots. The arrows indicate the desired destination of each robot.

Empty hall

Office corridor

Warehouse

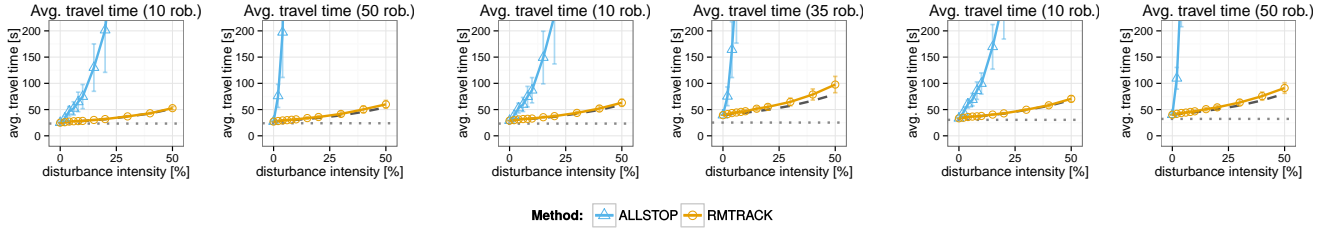


Fig. 6. Experimental comparison of ALL-STOP strategy with RMTRACK. Each datapoint is an average travel time of a single robot from its origin to its destination under the given disturbance intensity using one of the two evaluated control strategies. The dashed line represents the average lower bound on the travel time under the given disturbance intensity. The dotted line represents the average travel time from origin to destination assuming no disturbance and no need for coordination between robots. The bars represent standard deviation of the difference between the travel time under the evaluated algorithm and the lower bound travel time.

Empty hall

Office corridor

Warehouse

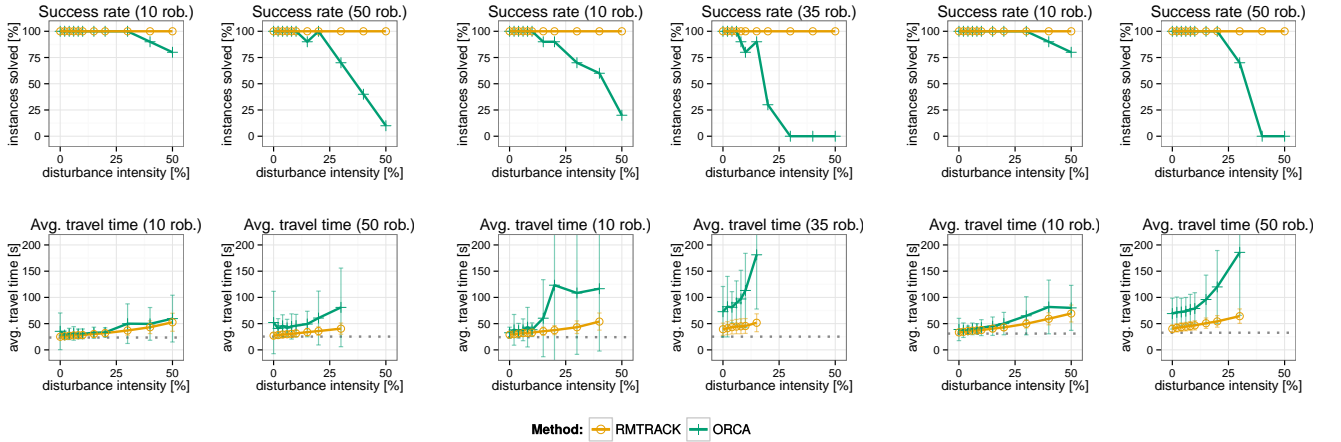


Fig. 7. Experimental comparison of ORCA and RMTRACK. The average travel time is computed if there is at least five instances for given number of robots and disturbance intensity successfully solved by both evaluated algorithms. The dotted line represents the average travel time from origin to destination assuming that no disturbance and no need for coordination with other robots. The bars represent standard deviation of the difference between the travel time under the evaluated algorithm and the average travel time from origin to destination ignoring collisions with other robots and disturbance.

Section III-B. For each instance and disturbance intensity ranging from 0 % to 50 %, we run both algorithms and measured the time it took for each robot to reach its destination.

In order to isolate the effect of each control law on the travel time from the effect of disturbances and the effect of the quality of the initial plan, we compute a lower-bound on the travel time of each robot assuming fixed disturbance

and fixed initial plan. Such a lower bound is obtained by simulating the robot such that the inter-robot collisions are ignored and thus all robots always command to proceed at maximum advancement rate along their initial trajectory. Then the average advancement rate of the robot and consequently the travel time is affected solely by disturbances. In fact, for uniformly distributed random disturbance with equal



intensity  $q$  for all robots, this corresponds to robots advancing on expectation at  $1 - q$  fraction of the original advancement rate 1. Thus, the lower bound on expected travel time under disturbance intensity  $q$  can be also computed as  $E(t_f)/(1 - q)$ , where  $E(t_f)$  denotes expected travel time in the absence of disturbance.

It is easy to see that this lower bound represents the best possible travel time that can be achieved by RMTRACK, for instance, the travel time when the paths of the robots do not overlap. On the other hand, it is not difficult to construct a combination of problem instance and disturbances for which the behavior of RMTRACK degenerates to that of ALLSTOP. Curiously, since ALLSTOP proceeds only when none of the robots is disturbed, which for uniformly distributed disturbance with intensity  $q$  at each robot happens with probability  $(1 - q)^n$ , the expected travel time for ALLSTOP strategy can be consequently computed as  $E(t_f)/(1 - q)^n$ , where  $E(t_f)$  is again the expected travel time without disturbance and  $n$  is the number of robots in the system.

Consequently, we expect the average traveltime under RMTRACK strategy to be bounded from below by the lower-bound travel time and by the ALLSTOP travel time from above. The actual travel time under RMTRACK will then depend on the "interdependency" of initial trajectories and the level of disturbance. Given these two bounds, an interesting question is how will RMTRACK strategy perform in characteristic real-world environments.

The results of performance comparison of RMTRACK with respect to ALLSTOP and the lower bound travel time for the three test environments are shown in Figure 6. We can see that consistently over all test environments and for different numbers of robots, the baseline strategy ALLSTOP quickly becomes impractical when the disturbance intensity is high. In contrast, the average travel time under RMTRACK remains reasonable even for high intensities of disturbance. Further, it is encouraging that for all three environments we tested on, the average travel time under RMTRACK remains close to the lower-bound travel time.

#### Comparison of RMTRACK and ORCA

Next, we compared RMTRACK strategy with a reactive collision-avoidance technique ORCA [11], which is a characteristic representative of a family of popular collision avoidance algorithms based on the reciprocal velocity obstacle paradigm. Given the current velocities of all robots in the neighborhood and the desired velocity vector, it attempts to compute the closest velocity vector to the current desired velocity that does not lead to future collision with other robots, assuming that they will continue moving at their current velocity. In our implementation, the desired velocity at each time instance follows the shortest path to destination. For each instance we run ORCA and RMTRACK techniques for different disturbance intensities ranging from 0% to 50%. During the experiment, we often witnessed ORCA leading robots to dead-lock situations during which the robots either moved at extremely slow velocities or even stopped completely. Therefore, if the robots failed to reach

their destination within 10 minutes<sup>2</sup>, we considered the run as failed.

Figure 7 summarizes the results of the comparison. We can see that the success rate of ORCA deteriorates with increasing disturbance intensity. This is perhaps surprising since reactive methods are believed to be particularly well suited for unpredictable environments. Among of the reasons behind this phenomena seems to be that the reciprocal reactive algorithms rely on all robots executing the same algorithm and consequently on "splitting" the collision avoidance effort. This assumption is however violated if one of the robots is disturbed and does not execute the velocity command that the algorithm computed. The plots in the bottom row show comparison of performance of RMTRACK and ORCA. We can see that even when ORCA solves a given instance, the expected travel time for a robot is on expectation longer, especially so in cluttered environments and for high disturbance intensities.

## VI. CONCLUSION

The ability to guarantee safe and dead-lock free motion coordination for autonomous multi-robot systems in unpredictable environments is a standing challenge. Existing multi-robot trajectory planning techniques can provide guarantees on safety and liveness, but only if the computed trajectories are executed by all robots precisely. In this work, we have shown how to maintain guaranteed motion coordination under delay-inducing disturbances, i.e. in systems where the robots are able to follow the path precisely, but they can be temporarily stopped or delayed while executing the planned trajectory. These assumptions apply for example to autonomous intra-logistics systems in shared human-robot environments in which the robot is able to follow the pre-planned path, but it is required to yield to all humans crossing its path. We have provided a formal proof that the control rule avoids inter-robot collisions and, more importantly, it preserves liveness property, which means that the robots are guaranteed to reach their goal positions without engaging in deadlocks. The method has been shown to be both more reliable and more efficient than the existing techniques used currently for coordination in multi-robot systems.

## REFERENCES

- [1] Javier Alonso-Mora, Pascal Gohl, Scott Watson, Roland Siegwart, and Paul Beardsley. Shared control of autonomous vehicles based on velocity space optimization. In *2014 IEEE International Conference on Robotics and Automation (ICRA)*, pages 1639–1645. IEEE, 2014.
- [2] Oliver Brock and Oussama Khatib. Elastic strips: A framework for motion generation in human environments. *The International Journal of Robotics Research*, 21(12):1031–1052, 2002.
- [3] Michael Erdmann and Tomas Lozano-Pérez. On multiple moving objects. *Algorithmica*, 2:1419–1424, 1987.
- [4] Jean Gregoire, Silvére Bonnabel, and Arnaud de La Fortelle. Robust multirobot coordination using priority encoded homotopic constraints. *arXiv preprint arXiv:1306.0785*, 2013.

<sup>2</sup>average travel time between origin and destination ignoring collisions and without disturbance is around 25 second

- [5] Stephen. J. Guy, Jatin Chhugani, Changkyu Kim, Nadathur Satish, Ming Lin, Dinesh Manocha, and Pradeep Dubey. Clearpath: Highly parallel collision avoidance for multi-agent simulation. In *Proceedings of the 2009 ACM SIGGRAPH/Eurographics Symposium on Computer Animation*, SCA '09, pages 177–187, New York, NY, USA, 2009. ACM.
- [6] J.E. Hopcroft, J.T. Schwartz, and M. Sharir. On the complexity of motion planning for multiple independent objects; pspace- hardness of the "warehouseman's problem". *The International Journal of Robotics Research*, 3(4):76–88, December 1984.
- [7] Hemant Kowshik, Derek Caveney, and PR Kumar. Provable systemwide safety in intelligent intersections. *Vehicular Technology, IEEE Transactions on*, 60(3):804–818, 2011.
- [8] S. M. LaValle. *Planning Algorithms*. Cambridge University Press, Cambridge, U.K., 2006. Available at <http://planning.cs.uiuc.edu/>.
- [9] Patrick A O'Donnell and T Lozano-Periz. Deadlock-free and collision-free coordination of two robot manipulators. In *Proceedings IEEE International Conference on Robotics and Automation*, pages 484–489. IEEE, 1989.
- [10] Paul G. Spirakis and Chee-Keng Yap. Strong np-hardness of moving many discs. *Inf. Process. Lett.*, 19(1):55–59, 1984.
- [11] Jur Van Den Berg, Stephen Guy, Ming Lin, and Dinesh Manocha. Reciprocal n-body collision avoidance. *Robotics Research*, pages 3–19, 2011.
- [12] Jur Van den Berg, Ming Lin, and Dinesh Manocha. Reciprocal velocity obstacles for real-time multi-agent navigation. In *Robotics and Automation, 2008. ICRA 2008. IEEE International Conference on*, pages 1928–1935. IEEE, 2008.
- [13] Michal Čáp, Peter Novák, Alexander Kleiner, and Martin Selecký. Prioritized planning algorithms for trajectory coordination of multiple mobile robots. *IEEE Transactions on Automation Science and Engineering*, 12(3):835–849, 2015.
- [14] Michal Čáp, Jiří Vokřínek, and Alexander Kleiner. Complete decentralized method for on-line multi-robot trajectory planning in well-formed infrastructures. In *Proceedings of the Twenty-Fifth International Conference on Automated Planning and Scheduling, ICAPS 2015, Jerusalem, Israel, June 7-11, 2015.*, pages 324–332, 2015.