

RENORMALIZED VOLUME

A. ROD GOVER[#] & ANDREW WALDRON[‡]

ABSTRACT. For any conformally compact manifold with hypersurface boundary we define a canonical renormalized volume functional and compute an explicit, holographic formula for the corresponding anomaly. For the special case of asymptotically Einstein manifolds, our method recovers the known results. The anomaly does not depend on any particular choice of regulator, but the coefficients of divergences do. We give explicit formulæ for these divergences valid for any choice of regulating hypersurface; these should be relevant to recent studies of quantum corrections to entanglement entropies. The anomaly is expressed as a conformally invariant integral of a local Q -curvature that generalizes the Branson Q -curvature by including data of the embedding. In each dimension this canonically defines a higher dimensional generalization of the Willmore energy/rigid string action. We show that the variation of these energy functionals is exactly the obstruction to solving a singular Yamabe type problem with boundary data along the conformal infinity. This verifies a recent result of Graham and Reichert proving that the first variation of the anomaly recovers the density obstructing smooth solutions to the singular Yamabe problem. Our approach relies on a canonical conformal boundary calculus and its extension to distributions and variational problems. The results show that the renormalized volume part of the conformal holography program requires no restriction on the bulk or boundary conformal structures.

Keywords: AdS/CFT, anomaly, calculus of variations, conformally compact, conformal geometry, entanglement entropy, hypersurfaces, renormalized volume, Willmore energy, Yamabe problem

CONTENTS

1. Introduction	2
1.1. Geometry conventions	6
2. Mathematical background	6
2.1. Conformal densities	6
2.2. Defining density	7
2.3. The Laplace–Robin operator	8
2.4. Conformal hypersurface invariants	8
2.5. Extrinsic conformal Laplacian powers and BGG operators	10
2.6. Integrated densities	11
2.7. The Dirac-delta density	11
2.8. Distributional identities	12
3. Renormalized volume	12
3.1. Conformal infinity	12
3.2. The singular Yamabe problem	13
3.3. The regulated volume	14
3.4. The ε expansion	15
3.5. Expansion coefficients	16
3.6. Holographic formulæ	16
3.7. Examples	19
4. The functional gradient	21
4.1. Varying the defining density	22
4.2. Examples	24
Acknowledgements	25
Appendix A. Explicit metrics	25
A.1. The Kasner metric	26
A.2. Generalized Hawking energies	28
Appendix B. Nnnlo divergence	29
References	29

1. INTRODUCTION

The problem of defining and computing volumes for manifolds with singular metrics

$$(1.1) \quad ds^2 = \frac{dx^2 + h(x)}{x^2}$$

has played a central role in the anti de Sitter/conformal field theory (AdS/CFT) correspondence as well as in conformal geometry [Mal98, AGMO00, FG02, GZ03]. Volumes of regions approaching the hypersurface/boundary Σ diverge at $x = 0$. However, by a suitable cut-off and renormalization, a renormalized volume functional can be defined that is invariant under conformal transformations of the boundary metric h up to a (conformally invariant) anomaly. An early and spectacular AdS/CFT success was the work of Henningson and Skenderis that identified this as the Weyl or trace anomaly of the boundary quantum field theory [HS98]. Concurrently, significant mathematical progress was made when Fefferman and Graham [FG02] showed that for Poincaré–Einstein structures (Euclidean, asymptotically AdS, Einstein manifolds), the renormalized volume anomaly

recovered Branson’s Q -curvature [B95] for the boundary manifold—an important and much studied invariant of conformal geometries (see for example [CEOY08]).

The above studies all implicitly require restrictions on the bulk conformal structure. In recent works a program was initiated to study these questions for general underlying conformal manifolds and hypersurfaces [GW14, GLW15, GW13, GW15, GGHW15]. These works expose the role of extrinsic conformal geometry in this more general setting. Our aim in this article is to apply this theory to renormalized volume problems.

We give a definition of renormalized volume for conformally compact structures and compute its anomaly starting only from the data of a Riemannian manifold and an embedded hypersurface (or boundary) Σ . This data is linked to the conformal data of the boundary and its embedding by solving a singular version of the Yamabe problem [GW13, GW15]. The anomaly is given by the integral over a density that can be defined for any hypersurface in a Riemannian manifold; this gives a new Q -curvature that includes extrinsic curvature data. The renormalized volume is usually obtained by computing a Fefferman–Graham coordinate expansion of the bulk metric tensor given boundary data at a conformal infinity Σ , and then inserting this first in the metric determinant and, in turn, into a regulated volume integral. In our approach, we will need no details of any bulk problem satisfied by the metric, nor any choice of a coordinate expansion. Instead, up to the usual dependence of divergences on the choice of regulator, our method will only depend on the conformal data of how the hypersurface Σ is embedded in the bulk. Moreover, we give explicit formulæ both for the local coefficients of divergences and the anomaly. Indeed, we wish to present the basis for a calculus of integrated invariants.

Since we do not impose the bulk Einstein equation, our results are relevant for studying the range of validity of generic AdS/CFT correspondences. A second motivation for our study is that this general setting allows us to study the extrinsic conformal geometry of the boundary geometry. Mathematically, our results are part of a general program to understand conformal hypersurface geometry [GW15] (see [CG15] for an overview). This program is also of substantial physical interest: Soon after the original AdS/CFT duality was proposed, Graham and Witten showed how the renormalized volume method could be extended to bulk minimal surfaces in order to analyze holographic observables for boundary submanifolds [GW99]. This study produced conformal hypersurface invariants, the most notable of which, perhaps, is the Willmore energy for surfaces embedded in 3-manifolds. More recently, classes of these observables have been related to entanglement entropies of boundary field theories [RT06, AGS14, PRR15].

A key observation underlying our method is that the metric in Equation (1.1) is determined by the pair

$$g = dx^2 + h(x) \quad \text{and} \quad \sigma = x,$$

where (g, σ) are a non-singular bulk metric and function. However, we equally well could have chosen the pair $(\Omega^2 g, \Omega \sigma)$ where Ω is any smooth, positive function of the bulk manifold. The equivalence

$$g \sim \Omega^2 g$$

defines a conformal class of metrics $\mathbf{c} := [g] = [\Omega^2 g]$ and suggests that conformal, rather than Riemannian geometry is the correct tool for simultaneously handling bulk and boundary geometries in an AdS/CFT setting. The equivalence $(g, \sigma) \sim (\Omega^2 g, \Omega \sigma)$ defines a bulk, weight one, conformal density $\boldsymbol{\sigma} := [g; \sigma] = [\Omega^2 g; \Omega \sigma]$. When the function σ is taken as a defining function for a hypersurface Σ (see Section 2.2), the data $(M, \boldsymbol{\sigma})$ is called an almost Riemannian geometry [Gov10]. (The name derives from the fact that away from Σ , the canonical equivalence class representative $[\sigma^{-2} g; 1]$ defines

a singular Riemannian metric ds^2 as in Equation (1.1)). Notice, as claimed, the data of a Riemannian manifold (M, g) and an embedded hypersurface Σ suffices to generate an almost Riemannian geometry. Reformulating the renormalized volume problem in terms of almost Riemannian geometry brings to bear a potent boundary calculus of conformally compact manifolds that utilizes the bulk conformal structure [GW14, GLW15].

Our main result is an explicit formula for the anomaly given as an integral over the corresponding extrinsically coupled Q -curvature first introduced in [GW14]. When regulating any quantum field theory, a dimensionful scale must be introduced. A powerful way to handle dimensionful quantities is to use conformal densities. Physically, a dimensionful quantity, such as a length, will vary across spacetime if different choices of local unit systems are employed. For example, the invariant property of a length is its linear homogeneity under Weyl transformations. Hence to regulate renormalized volumes we introduce a nowhere vanishing, unit weight, bulk conformal density τ . We then cut off the bulk geometry at a regulating surface Σ_ε determined by

$$\sigma/\tau = \varepsilon \in \mathbb{R}_+.$$

The renormalized volume anomaly is then given, in d bulk dimensions, by a boundary/hypersurface integral

$$\mathcal{A} = \frac{1}{(d-1)!(d-2)!} \int_{\Sigma} \mathbf{Q},$$

where $\mathbf{Q} = [g; Q]$ is an extrinsically coupled Q -curvature of Σ which generalizes the standard Branson Q -curvature. It has a simple explicit formula

$$\mathbf{Q} := (-L)^{d-1} \log \tau \Big|_{\Sigma}.$$

Details are given in Section 3, but the main features of this result are as follows:

- \mathbf{Q} is a weight $1-d$ density and thus is invariant under simultaneous conformal rescalings $g \rightarrow \Omega^2 g$ and $\tau \rightarrow \Omega \tau$ (so that τ is fixed). Fixing a choice of regulator τ and transforming only the metric, the Q -curvature then has the famous linear shift property

$$Q \mapsto \Omega^{1-d}(Q - P_{d-1} \log \Omega).$$

Here, P_{d-1} is a so-called extrinsic conformal Laplacian power [GW15], which is a canonical extrinsically coupled analog of the conformally invariant GJMS operators of [GJMS92]. The quantity $P_{d-1} \log \Omega$ is a total divergence along Σ , and hence the Q -curvature integrates to an invariant of the (closed) boundary conformal manifold.

- The anomaly is in general non-vanishing for odd dimensional boundaries Σ . However, when the bulk geometry is Einstein, the extrinsic Q -curvature vanishes for odd dimensional Σ , while for even dimensional Σ reduces to the standard Q -curvature of the boundary conformal geometry.
- The operator L is the so-called Laplace–Robin operator for a conformal unit defining density (see Section 3.2). Along the boundary Σ it is a conformally invariant Robin-type (Dirichlet plus Neumann) operator that controls conformally invariant boundary data for conformal infinities, while in the bulk it is a Laplace-type operator that generates wave equations for matter fields [Gov07, GSW08, SW10, GLW15].
- The Laplace–Robin operator forms part of an $\mathfrak{sl}(2)$ solution generating algebra [GW14]; this is the key technical tool for our computations.

- Equally compact formulæ are available for the integrated, local coefficients of the $\frac{1}{\varepsilon^k}$ ($d - 1 \geq k \geq 1$) divergences in the regulated volume; these necessarily depend on the choice of regulator and are proportional to

$$\int_{\Sigma} \mathbb{L}^{d-k-1} \left(\frac{1}{\tau^k} \right).$$

- The above extrinsically coupled Q -curvature formula relies on the existence of asymptotic solutions to a singular version of the Yamabe problem. This is the problem of finding a defining function such that the scalar curvature of the corresponding bulk metric is constant. However, for any canonically defined defining function for Σ , there is a simple analog of our anomaly formula in terms of derivatives of a delta function distribution; see Equation (3.7). This quantity can also be expressed as a local boundary integral.
- In dimension $d = 3$, the anomaly is a sum of the Euler characteristic for 2-manifolds and the rigid string action/Willmore energy for embedded surfaces (see Equation (3.17)).

Variational problems for Q -curvatures are also a subject of intense study. In particular, the metric variation of the Branson Q curvature yields the Fefferman–Graham obstruction tensor [GH05]. This latter quantity determines whether log terms must be introduced when solving Einstein’s equations in a Fefferman–Graham expansion off a conformal infinity. For the extrinsically coupled Q -curvature, an analogous problem is to treat variations of the anomaly \mathcal{A} with respect to variations of the embedding of the hypersurface Σ . In [GGHW15], an efficient calculus for this type of variation was developed by writing boundary energy functionals holographically in terms of bulk integrals. This is also a key strut undergirding our extrinsic Q -curvature computation. Indeed the hypersurface variation of the anomaly plays the role of an obstruction to smoothly solving a bulk problem, but rather than Einstein’s equations, the relevant problem is the singular Yamabe problem. This problem was found to be obstructed in [ACF92], with the obstruction shown to be a conformal invariant of embedded surfaces when $d = 3$. Generally, the obstruction was shown to give a conformal hypersurface invariant and called the obstruction density in [GW15]. Low dimensional examples are known to be variational [GGHW15]. Very recently, Graham and Reichert have proved that the obstruction density of [GW13, GW15] is the variation of the renormalized volume anomaly [Gra16]. In Section 4 we rederive this result within our framework.

Our results can be applied to the situation encountered in entanglement entropy studies where the relevant renormalized volume computation applies to the renormalized “area” of a minimal hypersurface in a (spatial) bulk geometry whose boundary is some (codimension two with respect to the spatial bulk geometry) closed hypersurface separating entangled spatial regions in a boundary quantum field theory. For that, one only needs to compute the induced metric along the minimal hypersurface and then treat the entangling hypersurface as the boundary for the minimal hypersurface. Our results can then be applied verbatim to this situation. The Laplace–Robin operator characterization of volume divergences is extremely simple, but naturally will produce complicated formulæ in terms of both intrinsic and extrinsic curvatures when higher divergences in higher dimensions are considered. However, since quantum corrections to holographic entanglement entropies are of current topical interest (see for example [LM13, EW14]),

we have converted our compact Laplace–Robin-type formulæ into integrated local curvature expressions for the first four divergences; see Equations (3.16) and (3.14) and Appendix B.

Many of our results were originally obtained using a tractor calculus approach [BEG94], and then rederived using conformal densities with a view to making the materially generally accessible. We refer the interested reader to our work [GW15] for further details in this direction.

1.1. Geometry conventions. All structures will be assumed to be smooth (meaning C^∞). We work with oriented manifolds M of dimension d and hypersurfaces in M , meaning compatibly oriented, codimension 1 submanifolds embedded in M . When the dimension d equals three or four, we often refer to the latter as surfaces and spaces, respectively, and we will refer interchangeably to the manifold M as the “bulk/ambient/host” manifold. (Note that the exterior derivative will be denoted by d , to avoid confusion with the dimension d .) When M is equipped with a Riemannian metric g (for simplicity we assume Euclidean signature), its Levi-Civita connection will be denoted by ∇ or ∇_a . The corresponding Riemann curvature tensor R^g is

$$R(u, v)w = [\nabla_u, \nabla_v]w - \nabla_{[u, v]}w,$$

for arbitrary vector fields u, v and w (we drop the superscript indicating the dependence on the metric g on geometric quantities when this is clear by context). In an index notation, R is denoted by $R_{ab}{}^c{}_d$ and $R(u, v)w$ is $u^a v^b R_{ab}{}^c{}_d w^d$. Cotangent and tangent spaces will be canonically identified using the metric tensor g_{ab} , meaning that this will be used to raise and lower indices in the standard fashion.

The Riemann curvature can be decomposed into the trace-free *Weyl curvature* W_{abcd} and the symmetric *Schouten tensor* P_{ab} according to

$$R_{abcd} = W_{abcd} + 2g_{a[c}P_{d]b} - 2g_{b[c}P_{d]a}.$$

Here antisymmetrization over a pair of indices is denoted by square brackets so that $X_{[ab]} := \frac{1}{2}(X_{ab} - X_{ba})$. The Schouten and Ricci tensors are related by

$$Ric_{bd} := R_{ab}{}^a{}_d = (d-2)P_{bd} + g_{ab}J, \quad J := P_a^a.$$

The scalar curvature $Sc = g^{ab}Ric_{ab}$, thus $J = Sc/(2(d-1))$. In two dimensions the Schouten tensor is not defined, but we take $J = \frac{1}{2}Sc$ in that case.

Given an embedded hypersurface Σ , intrinsic analogs of the above geometric quantities will be denoted by bars, so for example, the induced metric is \bar{g}_{ab} and its Riemann tensor is $\bar{R}_{ab}{}^c{}_d$. The same indices are used for hypersurface tensors as for those in the host space M (remembering, of course, that the former are orthogonal to the unit normal vector). Equalities that hold only along the hypersurface Σ are denoted by $\stackrel{\Sigma}{=}$.

We use $|u| := \sqrt{u_a u^a} := \sqrt{u^2}$ to denote the length of a vector u . Symmetrization over groups of indices is indicated by round brackets, and the notation $(\dots)^\circ$ denotes the trace-free, symmetric part of a group of indices.

2. MATHEMATICAL BACKGROUND

2.1. Conformal densities. A *conformal manifold* is a d -manifold M equipped with a conformal class of metrics

$$\mathbf{c} := [g] = [\Omega^2 g],$$

where $\Omega := \exp(\varpi)$ is any smooth, strictly-positive function. On a conformal manifold, a *conformal density* of weight $w \in \mathbb{R}$ is a double equivalence class of metrics and functions defined by

$$\boldsymbol{\tau} := [g; \tau] = [\Omega^2 g; \Omega^w \tau].$$

In the following we use *density* as a moniker for conformal density. A weight $w = 0$ density is a function on M , in which case we may denote $[g; f]$ by f . Equal weight densities $\boldsymbol{f} = [g; f]$ and $\boldsymbol{h} = [g; h]$ may be added according to $\boldsymbol{f} + \boldsymbol{h} := [g; f + h]$ yielding a density of the same weight, while multiplication $\boldsymbol{f}\boldsymbol{h} := [g; fh]$ yields a density with weight given by the sum of weights (here $\boldsymbol{f}, \boldsymbol{h}$ need not be equally weighted). The unit density is the weight 0 density $1 := [g; 1]$. Tensor-valued conformal densities can be defined analogously to their scalar counterparts.

When $w = 1$ and the function τ is strictly positive, we call $\boldsymbol{\tau} = [g; \tau]$ a *true scale* (or simply a “scale” when this mathematical terminology coincides with its physical interpretation). A true scale canonically determines a Riemannian geometry (M, g_{ab}^o) via the equivalence class representative $\boldsymbol{\tau} = [g^o; 1]$. Conversely, given a true scale $\boldsymbol{\tau}$ and a density \boldsymbol{f} , this canonically determines a function f by expressing $\boldsymbol{f} = [g^o, f]$. We will often perform computations involving densities in terms of such a function f and term this “working in a scale”, which we will label either by specifying a given metric $g \in \boldsymbol{c}$ or a true scale $\boldsymbol{\tau}$.

The logarithm of a density is defined by

$$\log \boldsymbol{\tau} := [g; \log \tau],$$

and is an example of a weight w log-density. More generally a weight w *log-density* is an equivalence class

$$\boldsymbol{\lambda} := [g; \lambda] = [\Omega^2 g; \lambda + w \varpi].$$

On occasion it will be useful to employ the *weight operator* w defined acting on the *conformal metric* $\boldsymbol{g}_{ab} := [g; g_{ab}]$, a weight w density $\boldsymbol{\tau}$ and a weight w log-density $\boldsymbol{\lambda}$ by

$$w \boldsymbol{g}_{ab} = 2\boldsymbol{g}_{ab}, \quad w \boldsymbol{\tau} = w\boldsymbol{\tau}, \quad w \boldsymbol{\lambda} = w.$$

Note that the conformal metric and its natural inverse can be employed to perform index contractions for products of tensor densities.

It is worth remarking that any dimensionful physical quantity can be regarded as a conformal density, since the symmetry $g_{ab} \mapsto \Omega^2 g_{ab}$ amounts to a local choice of unit system while conformal weights then measure physical dimensions of observables.

2.2. Defining density. Given an embedded hypersurface $\Sigma \subset M$, a defining density $\boldsymbol{\sigma}$ is a weight $w = 1$ density $\boldsymbol{\sigma} = [g; \sigma]$ with zero locus

$$\mathcal{Z}(\boldsymbol{\sigma}) := \{P \in M \mid \sigma(P) = 0\} = \Sigma,$$

and such that $d\sigma|_P \neq 0, \forall P \in \Sigma$ (so the function σ is a *defining function* for Σ). For a given hypersurface, a defining density always exists, at least locally.

The *\mathcal{S} -curvature* of a conformal metric \boldsymbol{c} and defining density $\boldsymbol{\sigma}$ is the weight $w = 0$ density (*i.e.*, function) defined by

$$(2.1) \quad \boldsymbol{\mathcal{S}} := \left[g; g^{ab}(\nabla_a \sigma)(\nabla_b \sigma) - \frac{2\sigma}{d} (g^{ab} \nabla_a \nabla_b \sigma + \sigma J) \right].$$

Working in the scale g_{ab} , and denoting $n_a := \nabla_a \sigma$ and $\rho := -\frac{1}{d}(\Delta + J)\sigma$, the *\mathcal{S} -curvature* is given by the function $n^2 + 2\rho\sigma$.

2.3. The Laplace–Robin operator. Let $\sigma = [g; \sigma]$ be a weight 1 density. Then the corresponding *Laplace–Robin operator* L maps weight w scalar conformal densities to weight $w - 1$ conformal densities according to

$$(2.2) \quad L\mathbf{f} := [g; (d + 2w - 2)(\nabla_n + w\rho)f - \sigma(\Delta + wJ)f].$$

Note that this a Laplacian-type operator that is degenerate along the zero locus of σ . In the case that σ is a defining density, this restricts to a Robin-type (“Dirichlet plus Neumann”) operator along the corresponding hypersurface Σ .

The Laplace–Robin operator also maps weight w log-densities to weight -1 densities via

$$(2.3) \quad L\lambda := [g; (d - 2)(\nabla_n\lambda + w\rho) - \sigma(\Delta\lambda + wJ)].$$

The weight and Laplace–Robin operators obey the algebra

$$[w, L] = -L.$$

The multiplicative operators $s\mathbf{f} := \sigma\mathbf{f}$ and $S\mathbf{f} := \mathbf{S}\mathbf{f}$, mapping weight w densities to weight $w - 1$ and w densities respectively, obey

$$[w, s] = s, \quad [w, S] = 0.$$

Importantly, for *any* conformal structure and defining density the following algebra holds [GW14]

$$(2.4) \quad [L, s] = S(d + 2w).$$

Thus, when the \mathbf{S} -curvature is non-vanishing, the operators $x := s$, $h := d + 2w$ and $y := -S^{-1}L$ obey the $\mathfrak{sl}(2)$ Lie algebra

$$(2.5) \quad [x, y] = h, \quad [h, x] = 2x, \quad [h, y] = -2y;$$

for reasons linked to its applications, we call this the *solution generating algebra*.

2.4. Conformal hypersurface invariants. Consider an embedded hypersurface described by a defining function $\Sigma = \mathcal{Z}(\sigma)$. A *hypersurface preinvariant* $\mathcal{P}(g, \sigma)$ amounts to a diffeomorphism covariant quantity built from σ and the metric such that

$$\mathcal{P}(g, \sigma)|_{\Sigma} = \mathcal{P}(g, v\sigma)|_{\Sigma}$$

for any positive function v (see [GW15] for a precise definition). A *hypersurface invariant* $P(g_{ab}, \Sigma)$ is the restriction of a hypersurface preinvariant to Σ ; per its definition, this depends only on the hypersurface Σ but not on the choice of a defining function. Key examples include the *unit normal*

$$(2.6) \quad \hat{n}_a := \frac{\nabla_a\sigma}{|\nabla\sigma|}|_{\Sigma},$$

the *first fundamental form*

$$I_{ab} := \left(g_{ab} - \frac{(\nabla_a\sigma)(\nabla_b\sigma)}{|\nabla\sigma|^2} \right)|_{\Sigma},$$

the *mean curvature*

$$(2.7) \quad H := \frac{1}{d-1} \nabla^a \left(\frac{\nabla_a\sigma}{|\nabla\sigma|} \right)|_{\Sigma},$$

and the *second fundamental form*

$$II_{ab} := \left(\nabla_a - \frac{(\nabla_a\sigma)(\nabla^c\sigma)}{|\nabla\sigma|^2} \nabla_c \right) \left(\frac{\nabla_b\sigma}{|\nabla\sigma|} \right)|_{\Sigma}.$$

Hypersurface invariants obey a slew of non-trivial identities, the most of important of which include the identification of the intrinsic hypersurface metric \bar{g}_{ab} with the first fundamental form, and the Gauß equation expressing the difference between ambient and hypersurface curvatures in terms of the second fundamental form:

$$(2.8) \quad I_{ab} = \bar{g}_{ab}, \quad R_{abcd}^\top|_\Sigma = \bar{R}_{abcd} - 2\Pi_{a[c}\Pi_{d]b}.$$

Here and throughout, we use a superscript \top to denote orthogonal projection with respect to the first fundamental form. Note that $I_{ab}^\top = I_{ab}$ and $\Pi_{ab}^\top = \Pi_{ab}$. Indeed, using that the projected tangent bundle $TM^\top|_\Sigma$ and the hypersurface tangent bundle $T\Sigma$ are isomorphic, we may use the same indices to label host space and hypersurface tensors.

We will need the following technical result for the mean curvature:

Lemma 2.1. *Let (g, σ) be a metric and a defining function for a hypersurface Σ such that the corresponding \mathcal{S} -curvature obeys*

$$(2.9) \quad \mathcal{S} = [g; 1 + \mathcal{O}(\sigma^2)].$$

Then along Σ

$$\rho := -\frac{\Delta^g \sigma + J^g \sigma}{d} \stackrel{\Sigma}{=} -H.$$

Proof. This result was originally obtained in [Gov10, Section 3.1] for the case $\mathcal{S} = 1$ and the proof proceeds along similar lines to that given there. Starting with the preinvariant on the right hand side of Equation (2.7) we have

$$\nabla^a \left(\frac{\nabla_a \sigma}{|\nabla \sigma|} \right) = \frac{\Delta \sigma}{|\nabla \sigma|} + \nabla_n (|\nabla \sigma|^{-1}),$$

where $n_a := \nabla_a \sigma$. Comparing Equations (2.1) and (2.9) yields $|\nabla \sigma|^2 + 2\rho\sigma = 1 + \mathcal{O}(\sigma^2)$, so that along Σ it follows that $|\nabla \sigma| = 1$, $\Delta \sigma = -d\rho$ and

$$\nabla_n (|\nabla \sigma|^{-1}) \stackrel{\Sigma}{=} \rho.$$

Thus

$$\nabla^a \left(\frac{\nabla_a \sigma}{|\nabla \sigma|} \right) \stackrel{\Sigma}{=} -(d-1)\rho.$$

□

When $P(\Omega^2 g, \Sigma) = \Omega^w P(g, \Sigma)$, the equivalence class of hypersurface invariants

$$\mathbf{P} := [g; P(g, \Sigma)] = [\Omega^2 g; \Omega^w P(g, \Sigma)]$$

defines a *conformal hypersurface invariant*. Important standard examples include the weight $w = 1$ *unit normal density* and weight $w = 2$ *first fundamental form density*

$$\hat{\mathbf{n}}_c := [g; \hat{n}_c] \quad \text{and} \quad \mathbf{I}_{ab} := [g; I_{ab}]$$

as well as the (weight $w = 1$) *trace-free second fundamental form density*

$$\hat{\mathbf{\Pi}}_{ab} := [g; \Pi_{ab} - H I_{ab}].$$

For rigid surfaces, the weight $w = -2$ density given by

$$\mathbf{K} := \hat{\mathbf{\Pi}}_{ab} \hat{\mathbf{\Pi}}^{ab}$$

is a measure of the energy density due to bending. It also appears as the Lagrangian density for a rigid string [P86]; hence we call \mathbf{K} the *rigidity density*. As a simple consequence of the Gauß Equation (2.8), in ambient dimension $d \geq 3$, the rigidity density can be reexpressed in terms of Riemann and mean curvatures:

$$(2.10) \quad \mathbf{K} = (d-2)[g; 2(J - P_{ab}\hat{n}^a\hat{n}^b - \bar{J}) + (d-1)H^2].$$

We shall also need the weight $w = 0$ *Fialkow tensor* defined in dimensions $d > 3$ by [Gra03, Sta05]

$$\begin{aligned} \mathcal{F}_{ab} &:= \left[g; P_{ab}^\top - \bar{P}_{ab} + H\hat{\Pi}_{ab} + \frac{1}{2}\bar{g}_{ab}H^2 \right] \\ &= \frac{1}{d-3} \left(\hat{\Pi}_a^c \hat{\Pi}_{cb} - \frac{1}{2(d-2)} I_{ab} \mathbf{K} - \mathbf{W}_{cabd} \hat{n}^c \hat{n}^d \right). \end{aligned}$$

The second line above follows from a standard application of the Gauß equations (see [Vya13, GW15]); we have used conformal invariance of the Weyl tensor $W_{ab}{}^c{}_d$ to define the weight 2 density $\mathbf{W}_{abcd} := [g; W_{abcd}]$. Finally, in dimension $d = 4$, the *hypersurface Bach tensor density* of weight -1 is defined by [GGHW15]

$$\mathbf{B}_{ab} := [g; (\hat{n}^c C_{c(ab)})^\top + HW_{cabd} \hat{n}^c \hat{n}^d - \bar{\nabla}^c ((\hat{n}^d W_{d(ab)c})^\top)].$$

In the above, C_{abc} is the ambient Cotton tensor. For almost Einstein structures, this tensor is related to the ambient Bach tensor [Gov10, GLW15].

2.5. Extrinsic conformal Laplacian powers and BGG operators. Given a hypersurface Σ and a corresponding defining density σ , a smooth operator \mathbf{O} , whose domain is densities on M , is said to be *tangential* if

$$\mathbf{O} \circ \mathfrak{s} = \mathfrak{s} \circ \tilde{\mathbf{O}},$$

for some other smooth operator $\tilde{\mathbf{O}}$. Tangential operators are useful since they can be used to define and efficiently treat operators on hypersurface densities $\bar{\mathbf{f}}$ via

$$\bar{\mathbf{O}} \bar{\mathbf{f}} := (\mathbf{O} \mathbf{f})|_\Sigma,$$

where \mathbf{f} is *any* smooth extension of $\bar{\mathbf{f}}$ to M .

A key point for us is that nontrivial tangential operators can be constructed using the solution generating algebra (2.5) by employing the standard $\mathfrak{sl}(2)$ enveloping algebra identity

$$[y^k, x] = -ky^{k-1}(h - k + 1).$$

This implies that the operator

$$\mathbf{P}_k^\sigma := (-S^{-1}L)^k$$

is tangential when acting on densities of weight $\frac{k-d+1}{2}$. In general this operator depends on the choice of defining density σ . However, in Section 3.2 we present a canonical defining density $\bar{\sigma}$ obtained by solving a singular version of the Yamabe problem, this yields *extrinsic conformal Laplacian powers*

$$\mathbf{P}_k := \bar{\mathbf{P}}_k^{\bar{\sigma}},$$

determined entirely by the data (M, \mathbf{c}, Σ) (for orders $k \geq d$ the above definition must be slightly modified, see [GW15] for details). The simplest example is when $k = 2$. In this case \mathbf{P}_2 is an extrinsic generalization of the hypersurface Yamabe operator

$$\mathbf{P}_2[g; \bar{f}] = \left[g; \left\{ \bar{\Delta} + \left(1 - \frac{d-1}{2} \right) \left(\bar{J} - \frac{K}{2(d-2)} \right) \right\} \bar{f} \right].$$

Here $K := \mathring{I}{}_{ab} \mathring{I}{}^{ab}$ is the rigidity density. For k even, the operators P_k have leading term proportional to the Laplacian power $\bar{\Delta}^{\frac{k}{2}}$, and are therefore extrinsic analogs of GJMS operators.

A second class of non-trivial hypersurface operators is linked to the BGG construction of [CSS01]. This very general technology provides sequences of conformally invariant operators associated to finite dimensional irreducible representations of the conformal group. Specializing to hypersurfaces, the *first BGG operator* associated to the defining (or vector) representation acts on weight one densities and therefore also conformal hypersurface invariants \bar{f} according to

$$L_{ab} \bar{f} = [\bar{g}; (\bar{\nabla}_{(a} \bar{\nabla}_{b)} + \bar{P}_{(ab)o}) \bar{f}], \quad d \geq 4.$$

In hypersurface dimension two, the above (intrinsically defined) operator is unavailable. However, in that case, there exists an *extrinsic hypersurface BGG operator* [GGHW15]. We will need the formal adjoint of this operator which maps rank 2, weight -3 symmetric, trace-free, conformal hypersurface tensor densities $\mathbf{X}^{cd} := [\bar{g}; X^{cd}]$ to a conformal hypersurface density of weight -3 according to

$$(2.11) \quad L_{ab}^* \mathbf{X}^{ab} = [g; \bar{\nabla}_c \bar{\nabla}_d X^{cd} + P_{cd} X^{cd} + H \mathring{I}{}_{cd} X^{cd}].$$

2.6. Integrated densities. Recall that a weight $-d$ density $\mathbf{f} = [g; f]$ can be invariantly integrated over a conformal d -manifold M or some region $D \subset M$ since the volume element dV^g of $g_{ab} \in \mathbf{c}$ defines a weight d , measure-valued density

$$d\mathbf{V} := [g; dV^g],$$

and $dV^{\Omega^2 g} = \Omega^d dV^g$. Hence, we may define the conformally invariant integral over \mathbf{f} by

$$\int_D \mathbf{f} := \int_D dV^g f.$$

Similarly, for hypersurface conformal invariants, the induced metric $\bar{g}_{ab} = I_{ab}$ defines an “area” element $dA^{\bar{g}}$ (*i.e.* the volume form of \bar{g} along the hypersurface Σ). From this we may build the weight $d - 1$ density $d\mathbf{A} := [\bar{g}; dA^{\bar{g}}]$. Thus, for any weight $1 - d$, scalar, conformal hypersurface invariant $\mathbf{P} := [g; P(g, \Sigma)]$ we define

$$\int_{\Sigma} \mathbf{P} := \int_{\Sigma} dA^{\bar{g}} P.$$

2.7. The Dirac-delta density. It will be highly advantageous to employ the Dirac delta function to express hypersurface integrals as bulk integrals.

Given a defining function s for a hypersurface Σ and $C^\infty \Sigma \ni \bar{f} = f|_{\Sigma}$ with $f \in C^\infty M$, then we may rewrite the integral of \bar{f} as a bulk integral according to (see, for example [GGHW15] or [OF03])

$$(2.12) \quad \int_{\Sigma} dA^{\bar{g}} \bar{f} = \int_{\tilde{D}} dV^g \delta(s) |\nabla s| f,$$

where $\tilde{D} \supset \text{supp}(\bar{f}) \subset \Sigma$ is some region in M that includes the support of \bar{f} .

Given a metric g the function f determines a weight $1 - d$ density $[g; f] =: \mathbf{f}$, and the above display can be expressed as an integral over densities. This is particularly important for us when the hypersurface is given in terms of a defining density $\sigma = [g; \sigma]$. Then we may use the the distributional identity (valid for non-vanishing Ω ; see Section 2.8 below)

$$\delta(\Omega\sigma) = \Omega^{-1} \delta(\sigma)$$

to infer that

$$\delta := [g; \delta(\sigma)]$$

is a weight $w = -1$ (distribution-valued) density. Since, in a scale g_{ab} we have that σ is a defining function, it follows that the \mathcal{S} -curvature of σ obeys

$$\mathcal{S} = |\nabla\sigma|^2 \quad \text{along } \Sigma.$$

Hence

$$\int_{\tilde{D}} \delta \sqrt{\mathcal{S}} \mathbf{f} = \int_{\tilde{D}} dV^g \delta(\sigma) \sqrt{\mathcal{S}} f = \int_{\Sigma} \bar{\mathbf{f}},$$

where $\bar{\mathbf{f}} = [\bar{g}_{ab}; f|_{\Sigma}]$. This identity allows efficient handling of integrated conformal hypersurface invariants. Note that this does not require using an extension \mathbf{f} of $\bar{\mathbf{f}}$ which is a hypersurface preinvariant, but for variational problems it will be useful to do so.

2.8. Distributional identities. Standard distributional identities such as

$$\theta'(x) = \delta(x), \quad x\delta(x) = 0, \quad x\delta'(x) = -\delta(x) \quad \text{and} \quad x\delta^{(n)}(x) = -n\delta^{(n-1)}(x), \quad n \in \mathbb{Z}_{\geq 1},$$

and their consequences will play a crucial role in our derivation of volume anomalies and divergences. Such identities hold when integrating against suitable test functions. Some care is required to justify their use, but the details are essentially the same in each case. Therefore we explain the key ideas here and suppress the details when presenting the computations below.

We wish to apply distributional identities to the situation where the variable x is replaced by a defining function σ for a hypersurface Σ embedded in a manifold M ; in particular we will be dealing with the distribution $\delta(\sigma)$ and derivatives thereof. In our computations we assume that the hypersurface Σ is closed (compact without boundary) and that in a neighborhood of Σ the bulk manifold M is a product $\Sigma \times I \subset M$ where I is some small open interval about 0. Moreover, we assume that the defining function σ pulls back to the standard coordinate x on I . In particular, in what follows, we assume that bulk integrals are over regions contained in $\Sigma \times I$ and so can be treated by Fubini's theorem.

Then to treat distributional computations in detail, we introduce a fixed, smooth, cutoff function χ taking the value 1 on the neighborhood $\Sigma \times I'$, for some open interval $I' \subset I$. Thus, integrals involving the distributions $\theta(\sigma)$ or $\delta(\sigma)$ and their derivatives are defined by the expressions given below but with the insertion of the test function χ . It is then easily verified that these integrals have their intended meaning and we leave the details of the distributional calculations to the reader.

The results we obtain this way are local terms integrated along the hypersurface Σ . Hence, they apply beyond the situation where Σ is closed, to more general settings as depicted in Diagram (3.5) and applied in the example computation given in Section A.1.

3. RENORMALIZED VOLUME

3.1. Conformal infinity. Given the data of a conformal manifold, an embedded, oriented, hypersurface (M, \mathbf{c}, Σ) , and some choice of defining density σ , then on the manifold $\hat{M} := M \setminus \Sigma$ we may, as discussed above, extract a canonical metric g_{ab}^o such that on one side of Σ

$$\sigma = [g^o; 1].$$

The metric g_{ab}^o is then singular along Σ and the hypersurface Σ is termed a *conformal infinity* of g_{ab}^o . When $\Sigma = \partial M$, the Riemannian manifold (\hat{M}, g_{ab}^o) is said to be *conformally compact*.

The metric g_{ab}^o may be used to compute volumes of bounded domains $\widehat{D} \subset \widehat{M}$ via

$$\text{Vol}(\widehat{D}; \boldsymbol{\sigma}) = \int_{\widehat{D}} dV^{g^o},$$

where μ_{g^o} is the volume form of the metric g_{ab}^o . Rewriting the above display in terms of a general equivalence class representative $[g; \sigma]$ we have

$$\text{Vol}(\widehat{D}; \boldsymbol{\sigma}) = \int_{\widehat{D}} \frac{dV^g}{\sigma^d} = \int_{\widehat{D}} \frac{1}{\sigma^d},$$

which at the same time manifests the conformal invariance of $\text{Vol}(\widehat{D}; \boldsymbol{\sigma})$ while emphasizing that it would be singular for regions intersecting the hypersurface Σ .

3.2. The singular Yamabe problem. The volume $\text{Vol}(\widehat{D}; \boldsymbol{\sigma})$ defined above depends on the choice of defining density $\boldsymbol{\sigma}$. There is however a canonical choice of defining density (at least to the order required to compute a renormalized version of the volume integral).

On a compact manifold, every metric is conformal to a metric of constant scalar curvature. On closed manifolds, the problem of finding a conformal rescaling Ω such that $Sc^{\Omega^2 g}$ is constant is called the *Yamabe problem*. We term the analogous problem for conformally compact manifolds the *singular Yamabe problem* (cf. [Maz91]). This is formulated simply in terms of the \mathcal{S} -curvature:

Firstly consider an arbitrarily chosen defining density $\boldsymbol{\sigma}_0 = [g; \sigma_0]$. Then since $d\sigma_0$ is non-vanishing along Σ , its \mathcal{S} -curvature is positive in a neighborhood of Σ . Hence, at least in this neighborhood of Σ , the new defining density $\boldsymbol{\sigma} = \boldsymbol{\sigma}_0 / \sqrt{\mathcal{S}(\boldsymbol{\sigma}_0)}$ is well-defined and its \mathcal{S} -curvature obeys

$$\mathcal{S}|_{\Sigma} = 1.$$

In the following discussion, let us assume that the chosen defining density $\boldsymbol{\sigma}$ obeys the unit property in the above display. Now suppose it were also possible to choose $\boldsymbol{\sigma}$ such that the unit property held throughout M , namely

$$1 =: [g; 1] = \mathcal{S} = [g; \mathcal{S}].$$

Then in the interior \widehat{M} , evaluating \mathcal{S} in the scale g_{ab}^o (so that $\sigma = 1$) we would have $1 = -\frac{2J^{g^o}}{d}$, corresponding to an interior metric with constant negative scalar curvature

$$Sc^{g^o} = -d(d-1).$$

Hence the singular Yamabe problem amounts to finding smooth defining densities such that

$$\mathcal{S} = 1.$$

In general smooth solutions to the singular Yamabe problem do not exist [ACF92]. However, approximate solutions to sufficiently high orders to define a renormalized volume do exist, as encapsulated by the following theorem (based in part on the work of [ACF92]):

Theorem 3.1 ([GW15]). *Given a defining density $\boldsymbol{\sigma}_0$, there exists an improved defining density*

$$(3.1) \quad \bar{\boldsymbol{\sigma}} = \boldsymbol{\sigma} (1 + \alpha_1 \boldsymbol{\sigma} + \cdots + \alpha_{d-1} \boldsymbol{\sigma}^{d-1}),$$

where $\sigma = \sigma_0 / \sqrt{\mathcal{S}(\sigma_0)}$ and α_k are smooth densities, such that the \mathcal{S} -curvature of $\bar{\sigma}$ obeys

$$(3.2) \quad \mathcal{S} = 1 + \sigma^d \mathcal{B}.$$

Moreover, the weight $w = -d$ density $\mathcal{B}(\sigma_0)$ is a preinvariant for a conformal hypersurface invariant

$$\mathcal{B} := \mathcal{B}|_{\Sigma}.$$

The density $\bar{\sigma}$ of the theorem is unique up to terms $\sigma^{d+1} \alpha$, where α is a smooth weight $-d$ density, and is termed a *conformal unit defining density*. Since the density \mathcal{B} obstructs smooth solutions to the singular Yamabe problem, it is called the *obstruction density*. For surfaces embedded in conformally Euclidean 3-space, in a Euclidean scale $3B$ equals the *Willmore invariant*

$$(3.3) \quad \bar{\Delta}H + 2H(H^2 - \kappa),$$

where $\kappa = \bar{S}c/2$ is the Gauß curvature. It follows that the above quantity, which appears as one side of the Willmore equation, is invariant under rigid conformal motions, a fact which is well known.

3.3. The regulated volume. Given a conformal unit density $\bar{\sigma}$, the corresponding volume of a bounded region D , where $\partial D \cap \Sigma$ is empty, is given by

$$\text{Vol}(D, \Sigma) = \int_D \frac{1}{\bar{\sigma}^d}.$$

However, we want to study regions for which this intersection is non-vanishing, as depicted in the first diagram below. In that case the above expression is clearly divergent. Therefore, being interested on the side of Σ where σ is positive, we regulate this expression by inserting a cut-off

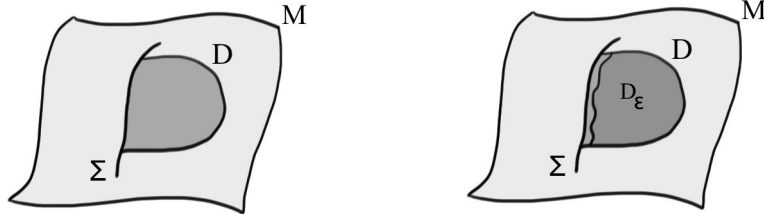
$$\theta(\sigma/\tau - \varepsilon),$$

where $\theta : \mathbb{R} \rightarrow \{0, 1\}$ is the Heaviside step function (with support $\mathbb{R}_{\geq 0}$) and $\tau = [g; \tau]$ is any true scale. The freedom to choose different regulators is captured by the choice of the true scale τ . Given τ , we define the corresponding *regulated volume* Vol_{ε} by

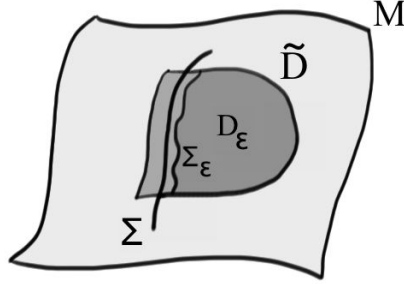
$$(3.4) \quad \text{Vol}_{\varepsilon}(D, \Sigma) := \int_D \frac{\theta_{\varepsilon}}{\bar{\sigma}^d} = \int_D dV^g \frac{\theta(\bar{\sigma}/\tau - \varepsilon)}{\bar{\sigma}^d}.$$

Here we have defined the weight 0 density $\theta_{\varepsilon} := [g; \theta(\bar{\sigma}/\tau - \varepsilon)]$. This integral computes the volume of the darker shaded region D_{ε} depicted in the second diagram displayed below:

(3.5)



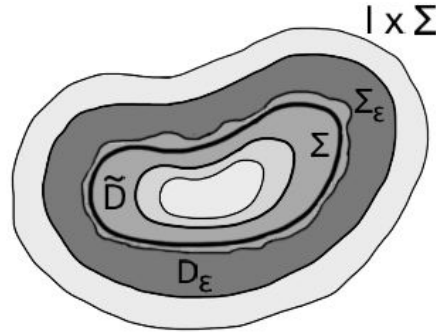
A technical remark will be important when dealing with surface terms in Section 3.6: The regulated volume is unchanged if we extend the region of integration D beyond the hypersurface Σ to a new, compact, region \tilde{D} as depicted here:



Hence our formula for the regulated volume becomes

$$(3.6) \quad \text{Vol}_\epsilon(D, \Sigma) := \int_{\tilde{D}} \frac{\theta_\epsilon}{\bar{\sigma}^d} .$$

Note that our general strategy will be to show that the regulated volume is a Laurent series plus a logarithm in ϵ . Except for the constant term, the coefficient of each term will be a hypersurface integral over $\Sigma \cap D$. Since we are ultimately interested in the dependence on the hypersurface embedding, in the following we will write Σ for the intersection $\Sigma \cap D$. Alternatively, one can consider the conformally compact setting common in applications where $\Sigma = \partial M$ and $D = M$. In the case where M has a product structure and Σ is compact as discussed in Section 2.8, the last diagram above becomes:



3.4. The ϵ expansion. For our purposes the standard distributional identity

$$\frac{d\theta(\bar{\sigma}/\tau - \epsilon)}{d\epsilon} = -\delta(\bar{\sigma}/\tau - \epsilon)$$

is key to studying the analyticity properties of the regulated volume Vol_ϵ as a function of ϵ . By the meaning of this identity this implies

$$\frac{d\text{Vol}_\epsilon}{d\epsilon} = - \int_{\tilde{D}} \frac{dV^g}{\bar{\sigma}^d} \delta(\bar{\sigma}/\tau - \epsilon) = -\epsilon^{-d} \int_{\tilde{D}} \frac{dV^g}{\tau^d} \delta(\bar{\sigma}/\tau - \epsilon).$$

We now need to analyze the integral

$$I(\epsilon) := \int_{\tilde{D}} \frac{dV^g}{\tau^d} \delta(\bar{\sigma}/\tau - \epsilon).$$

For that, consider the function $\bar{s} := \bar{\sigma}/\tau$. Since $f = \tau^{-d}/|\nabla \bar{s}|$ is smooth in a neighborhood including Σ , we may rewrite this expression as a hypersurface integral by employing the

delta function identity (2.12):

$$I(\varepsilon) = \int_{\Sigma_\varepsilon} dA^{\bar{g}_\varepsilon} (\tau^{-d}/|\nabla \bar{s}|)|_{\Sigma_\varepsilon}.$$

We have assumed D such that Σ_ε is bounded. Since all functions in the integral are smooth, the hypersurface integral $I(\varepsilon)$ depends smoothly on ε and, for small enough $\varepsilon > 0$, may be written as a Taylor series with error term. Hence it follows that the regulated volume is the sum of Laurent series terms about $\varepsilon = 0$, plus a log term:

$$\text{Vol}_\varepsilon = \sum_{k \in \{d-1, \dots, 1\}} \frac{v_k}{\varepsilon^k} + \text{Vol}_{\text{ren}} + \mathcal{A} \log \varepsilon + \varepsilon \mathcal{R}(\varepsilon),$$

where $\mathcal{R}(\varepsilon)$ is smooth. The ε independent part of this series $\text{Vol}_{\text{ren}} =: v_0$ defines the renormalized volume and the $\log \varepsilon$ coefficient \mathcal{A} is the anomaly. Computing \mathcal{A} and showing that its variation is the obstruction density is our main goal.

3.5. Expansion coefficients. To extract the anomaly we employ the formula

$$\mathcal{A} = \frac{1}{(d-1)!} \frac{d^{d-1}}{d\varepsilon^{d-1}} \left(\varepsilon^d \frac{d \text{Vol}_\varepsilon}{d\varepsilon} \right) \Big|_{\varepsilon=0} = - \frac{1}{(d-1)!} \frac{d^{d-1} I(\varepsilon)}{d\varepsilon^{d-1}} \Big|_{\varepsilon=0},$$

where

$$I(\varepsilon) = \int_{\tilde{D}} \frac{dV^g}{\tau^{d-1}} \delta(\bar{\sigma} - \varepsilon \tau).$$

This gives a simple formula for the anomaly

$$(3.7) \quad \mathcal{A} = \frac{(-1)^d}{(d-1)!} \int_{\tilde{D}} \delta^{(d-1)}.$$

Here $\delta^{(k)}(x) := \frac{d^k \delta(x)}{dx^k}$ and

$$\delta^{(k)} := [g; \delta^{(k)}(\bar{\sigma})]$$

is a weight $-k-1$ distribution-valued density. Importantly, Equation (3.7) shows that the anomaly \mathcal{A} is independent of the choice of regulating scale τ .

It is also not difficult to generate similar formulæ for the coefficients $v_{k \neq 0}$ (and $k \leq d-1$) by noting $v_{k \neq 0} = \frac{1}{(d-1-k)! k} \frac{d^{d-1-k} I(\varepsilon)}{d\varepsilon^{d-1-k}} \Big|_{\varepsilon=0}$ so that

$$(3.8) \quad v_{k \neq 0} = \frac{(-1)^{d-k-1}}{(d-1-k)! k} \int_{\tilde{D}} \frac{\delta^{(d-1-k)}}{\tau^k}.$$

As expected, these coefficients do depend on the regulating scale τ .

3.6. Holographic formulæ. The following technical result for powers of the Laplace–Robin operator acting on δ is the key tool for generating a holographic formula for the anomaly \mathcal{A} .

Lemma 3.2. *Let $\mathbb{Z}_{>0} \ni j < d-1$ and suppose the \mathcal{S} -curvature is nowhere vanishing. Then*

$$(\mathcal{S}^{-1}L)^j \delta = (d-j-1) \cdots (d-3)(d-2) \delta^{(j)}.$$

Proof. The proof is by induction. Consider first the base case $j = 1$. We choose some scale g_{ab} and then compute

$$L\delta(\sigma) = (d-4)(\nabla_n - \rho)\delta(\sigma) - \sigma(\Delta - J)\delta(\sigma).$$

Using the distributional identities (see Section 2.8)

$$x \delta(x) = 0, \quad x \delta'(x) = -\delta(x),$$

and that $\nabla_n \delta(\sigma) = n^a (\nabla_a \sigma) \delta'(\sigma) = n^2 \delta'(\sigma) = (\mathcal{S} - 2\rho\sigma) \delta'(\sigma)$, we have (suppressing the σ dependence of the delta functions)

$$\mathbf{L} \delta = (d-4) \mathcal{S} \delta' + (d-4) \rho \delta + [\Delta, \sigma] \delta.$$

But $[\Delta, \sigma] = 2\nabla_n + (\nabla \cdot n)$ and $\nabla \cdot n = -d\rho - J\sigma$ so $\mathbf{L} \delta = (d-2) \mathcal{S} \delta'$ whence

$$\mathbf{S}^{-1} \mathbf{L} \delta = (d-2) \delta'.$$

For the induction step we use the further identity

$$(3.9) \quad x \delta^{(j)}(x) = -j \delta^{(j-1)}(x), \quad j \in \mathbb{Z}_{\geq 1},$$

to compute (again in some choice of scale)

$$\begin{aligned} \mathbf{L} \delta^{(j-1)} &= (d-2j-2)(\nabla_n - j\rho) \delta^{(j-1)} - \sigma(\Delta - jJ) \delta^{(j-1)} \\ &= (d-2j)(\nabla_n - (j+1)\rho) \delta^{(j-1)} + (j-1)(\Delta - (j-1)J) \delta^{(j-2)}. \end{aligned}$$

Now $\Delta \delta^{(j-2)} = (\nabla \cdot n) \delta^{(j-1)} + n^2 \delta^{(j)} = \mathcal{S} \delta^{(j)} - (d-2j)\rho \delta^{(j-1)} + (j-1)J \delta^{(j-2)}$ and $\nabla_n \delta^{(j-1)} = (\mathcal{S} - 2\rho\sigma) \delta^{(j)} = \mathcal{S} \delta^{(j)} + 2j\rho \delta^{(j-1)}$. Thus $\mathbf{L} \delta^{(j-1)} = (d-j-1) \mathcal{S} \delta^{(j)}$, whence

$$\mathbf{S}^{-1} \mathbf{L} \delta^{(j-1)} = (d-j-1) \delta^{(j)}.$$

□

We also need an integration by parts formula for the Laplace–Robin operator:

Proposition 3.3. *Let \mathbf{f} and \mathbf{g} be densities of weight $1-d-w$ and w , respectively. Then \mathbf{L} is formally self-adjoint and moreover*

$$\mathbf{f} \mathbf{L} \mathbf{g} - (\mathbf{L} \mathbf{f}) \mathbf{g} + [g; \nabla_c j^c] = 0,$$

where $j^c = \sigma(f \nabla^c g - (\nabla^c f) g) - (d+2w-1) n^c f g$.

Proof. This amounts to writing out the left hand side of the display in some scale g_{ab} . □

Because the above result holds for generally curved conformal structures, we expect Proposition 3.3 to be of interest beyond our current context.

We now apply the lemma and proposition above to Equation (3.8) for the regulated volume expansion coefficients. Firstly, the coefficient of the leading divergence (for any defining density σ) is given by the holographic formula

$$v_{d-1} = \frac{1}{d-1} \int_{\Sigma} \left(\frac{1}{\sqrt{\mathcal{S}} \tau^{d-1}} \right) \Big|_{\Sigma}.$$

Specializing to a conformal unit density $\bar{\sigma}$ and computing in the scale $\tau = [g; 1]$, this yields the hypersurface integral

$$(3.10) \quad v_{d-1} = \frac{1}{d-1} \int_{\Sigma} dA^{\bar{g}}.$$

This behavior of the leading divergence is well known [Gra00].

For the remaining divergences, we employ the above two lemmas which gives:

$$v_{k \in \{d-1, \dots, 1\}} = \frac{(k-1)!}{(d-2)!(d-k-1)!k} \int_{\Sigma} \frac{1}{\sqrt{\mathcal{S}}} (-\mathbf{L} \mathbf{S}^{-1})^{d-k-1} \frac{1}{\tau^k}.$$

In the case of a compact hypersurface, the compactly supported test function χ introduced in Section 2.8 ensures that the surface terms generated by the current term j^a of the integration by parts Proposition 3.3 do not contribute. When the hypersurface Σ has boundary one can argue that these surface terms still do not contribute because the delta function $\delta(\bar{\sigma})$ and its derivatives have vanishing support on $\partial\tilde{D}$.

Remarkably, the above formula for the divergences is valid for any defining density σ . Specializing to a conformal unit defining density $\bar{\sigma}$ and combining Equation (3.2) with the algebra (2.4) (and again discarding surface terms to show that $\bar{\sigma}^k \delta^{(l)}$ vanishes for $k > l$) allows us to simplify our result to

$$(3.11) \quad v_{k \in \{d-1, \dots, 1\}} = \frac{(k-1)!}{(d-2)!(d-k-1)!k} \int_{\Sigma} (-L)^{d-k-1} \frac{1}{\tau^k}.$$

Remark 3.4. In a setting where one is given a distinguished defining density σ smoothly determined beyond the order given in Theorem 3.1, working in a choice of scale, it is possible to determine the coefficients of the finite terms $v_{k \leq -1}$ in terms of boundary integrals by using the relation

$$\mathcal{S} \delta^{(j)}(\sigma) = (\nabla_n - 2j\rho) \delta^{(j-1)}(\sigma)$$

to successively remove derivatives from the delta function in Equation (3.8). *

Using Equation (2.2) it is not difficult to compute

$$L \tau^{2-d} \stackrel{\Sigma}{=} [g; (d-2)^2 \rho],$$

where $\tau = [g; 1]$. Thus, using Lemma 2.1, it follows that in this scale the coefficient of the next-to-leading order (nlo) divergence is

$$(3.12) \quad v_{d-2} = \int_{\Sigma} dA^{\bar{g}} H.$$

To compute the next-to-next-to-leading order (nnlo) divergence we must calculate $L^2 \tau^{3-d}|_{\Sigma}$. The geometric data required for this computation is given in [GW14, Lemma 7.9]. In a scale where $\tau = [g; 1]$, using Equation (2.10), we find

$$(3.13) \quad L^2 \tau^{3-d} \stackrel{\Sigma}{=} -(d-2)(d-3) \left[g; J + (d-4) \left(P^{ab} \hat{n}_a \hat{n}_b - (d-2)H^2 + \frac{K}{d-2} \right) \right].$$

Thus, in this scale, the coefficient of the nnlo divergence is

$$(3.14) \quad v_{d-3} = -\frac{1}{2} \int_{\Sigma} dA^{\bar{g}} \left\{ J + (d-4) \left(P^{ab} \hat{n}_a \hat{n}_b - (d-2)H^2 + \frac{K}{d-2} \right) \right\}.$$

Finally we compute the anomaly. For that, according to Equation (3.7), we need to compute $d-1$ derivatives of the delta function $\delta(\bar{\sigma})$. However, Lemma 3.2 is no longer of any assistance since this is the critical case where $(S^{-1}L)^{d-1}\delta = 0$. The main trick will be to introduce a logarithm of a true scale. Indeed even though Equation (3.7) does not involve the regulating scale τ , by reintroducing some true scale τ (which need not coincide with the regulating scale, but for efficiency we lose no generality by recycling this quantity, as the final result for \mathcal{A} is independent of any such choice) we can write a holographic formula for the anomaly. The following lemma is key:

Lemma 3.5. *Let $\tau = [g; 1]$ be a true scale and $\mathbf{f} = [g; f]$ a weight $1-d$ density. Then the weight $-d$ density $\mathbf{f} L \log \tau$ obeys*

$$\mathbf{f} L \log \tau = [g; (d-2)\rho f - \sigma J f].$$

Proof. This follows by direct application of the formula for the Laplace–Robin operator acting on log-densities in Equation (2.3). \square

Specializing the above lemma to $\mathbf{f} = \delta^{(d-2)}$, using again Equation 3.9, we have

$$\begin{aligned} \delta^{(d-2)} \mathbf{L} \log \tau &= [g; (d-2)(\rho \delta^{(d-2)} + J \delta^{(d-3)})] \\ &= \left[g; \frac{d-2}{d} (-\nabla \cdot n) \delta^{(d-2)} + 2J(d-1) \delta^{(d-3)} \right]. \end{aligned}$$

We want to integrate the above equivalence class representative over \tilde{D} . We focus now on the canonical case of a conformal unit defining density $\bar{\sigma}$ (although analogous manipulations to what follows can be generalized to other defining densities). We first concentrate on the divergence of the normal vector term:

$$\begin{aligned} \int_{\tilde{D}} dV^g (\nabla \cdot n) \delta^{(d-2)} &= - \int_{\tilde{D}} dV^g n^2 \delta^{(d-1)} = - \int_{\tilde{D}} dV^g (1 - 2\rho \bar{\sigma} + \bar{\sigma}^d \mathcal{B}) \delta^{(d-1)} \\ &= - \int_{\tilde{D}} dV^g \delta^{(d-1)} - 2(d-1) \int_{\tilde{D}} dV^g \rho \delta^{(d-2)} \\ &= \frac{d}{d-2} \int_{\tilde{D}} dV^g \delta^{(d-1)} + 2(d-1) \int_{\tilde{D}} dV^g J \delta^{(d-3)}. \end{aligned}$$

In the first line we have integrated by parts discarding $\partial \tilde{D}$ surface terms by the same argument given earlier. Then we used that $\bar{\sigma}$ is a conformal unit defining density. Combining the results of the above two displays we have

$$\int_{\tilde{D}} \delta^{(d-1)} = - \int_{\tilde{D}} \delta^{(d-2)} \mathbf{L} \log \tau.$$

Lemma 3.2 can now be used to handle the differentiated delta-density:

$$\delta^{(d-2)} = \frac{1}{(d-2)!} \mathbf{L}^{d-2} \delta.$$

Finally, applying the integration by parts Proposition 3.3 we obtain our holographic formula for the anomaly

$$(3.15) \quad \mathcal{A} = \frac{1}{(d-1)!(d-2)!} \int_{\Sigma} \mathbf{Q},$$

where

$$\mathbf{Q} := (-\mathbf{L})^{d-1} \log \tau \Big|_{\Sigma}.$$

This formula matches the holographic formula for the Branson Q -curvature in the special case of bulk Einstein structures in [GW14, Theorem 4.7].

3.7. Examples. Let us consider the data of a hypersurface embedded in a Riemannian manifold (M, g) . Since we are given as data a metric g , we have a corresponding true scale $\tau := [g; 1]$. In what follows we will focus on the canonical case of the regulated volume for a conformal unit defining density. From equations (3.10) and (3.12) we have a simple explicit formula for the first two terms in the regulated volume expansion in the scale τ :

$$(3.16) \quad \text{Vol}_{\varepsilon}(D, \Sigma) = \frac{1}{d-1} \frac{\int_{\Sigma} dA^{\bar{g}}}{\varepsilon^{d-1}} + \frac{\int_{\Sigma} dA^{\bar{g}} H}{\varepsilon^{d-2}} + \cdots + \mathcal{A} \log \varepsilon + \text{Vol}_{\text{ren}} + \mathcal{O}(\varepsilon).$$

The nnlo $1/\varepsilon^{d-3}$ and nnnlo $1/\varepsilon^{d-4}$ divergences can be found in Equation (3.14) and Appendix B .

3.7.1. *Surfaces embedded in 3-manifolds.* To compute the log term in the ε expansion of the regulated volume when the host space is three dimensional we need to compute the square of the Laplace–Robin operator acting on a log-density. An explicit formula for the square of the Laplace–Robin operator of a conformal unit density acting on general densities (and tractors) is known (see for example [GW15, Lemma 7.9]). This result yields

$$L^2 \log \tau = \left[g; \bar{J} - \frac{K}{2} \right].$$

Orchestrating the above, the regulated volume in the scale τ is given by

$$(3.17) \quad \text{Vol}_\varepsilon(D, \Sigma) = \frac{\int_\Sigma dA^{\bar{g}}}{2\varepsilon^2} + \frac{\int_\Sigma dA^{\bar{g}} H}{\varepsilon} + \frac{\log \varepsilon}{2} \int_\Sigma dA^{\bar{g}} \left(\bar{J} - \frac{K}{2} \right) + \text{Vol}_{\text{ren}} + \mathcal{O}(\varepsilon).$$

By using Equation (2.10) for conformally flat structures, as is the case for the Willmore energy, the variational contribution to the anomaly is given in terms of the integral of mean curvature-squared.

3.7.2. *Spaces embedded in 4-manifolds.* Here we need the square of the Laplace–Robin operator acting on $1/\tau$ and its cube acting on a log-density. The former is given in Equation (3.13) and for $d = 4$ yields

$$L^2 \frac{1}{\tau} \stackrel{\Sigma}{=} [g; -2J].$$

The cubic computation is more involved although significantly simplified by calculating in the τ scale. First we use the definition of the Laplace–Robin operator in Equations (2.2), (2.3) and find along the hypersurface

$$L^3 \log \tau \stackrel{\Sigma}{=} [g; (2\nabla_n \circ \bar{\sigma}(\Delta - J))(2\rho - \bar{\sigma}J)] \stackrel{\Sigma}{=} [g; 2(\Delta - J)(2\rho - \bar{\sigma}J)].$$

The second equality above used that for a conformal unit defining density $\nabla_n \bar{\sigma} \stackrel{\Sigma}{=} 1$. Furthermore, along Σ we also have the operator identities (see [GW15])

$$(3.18) \quad \Delta \circ \bar{\sigma} \stackrel{\Sigma}{=} 2\nabla_n + dH \quad \text{and} \quad \Delta \stackrel{\Sigma}{=} \bar{\Delta} + \nabla_n^2 + (d-2)H\nabla_n.$$

Hence

$$L^3 \log \tau \stackrel{\Sigma}{=} [g; -4\bar{\Delta}H + 4\nabla_n^2 \rho + 8H\nabla_n \rho - 4(\nabla_n + H)J].$$

The quantities appearing above have been computed in [GW15, Lemmas 6.6 & 6.8], in particular

$$(3.19) \quad \nabla_n \rho \stackrel{\Sigma}{=} P_{ab} n^a n^b + \frac{K}{d-2},$$

and

$$(3.20) \quad \begin{aligned} \nabla_n^2 \rho &\stackrel{\Sigma}{=} (\nabla_n + H)J - \frac{1}{(d-2)(d-3)} \left(\bar{\nabla}^a \bar{\nabla}^b \mathring{H}_{ab} + (d-2)(d-4)\mathring{H}^{ab} \bar{P}_{ab} \right) \\ &- \frac{d-2}{d-3} \mathring{H}^{ab} \mathcal{F}_{ab} - \bar{\nabla}^a (P_{ab} n^b)^\top - H((d-2)P_{ab} n^a n^b + K). \end{aligned}$$

Also, we have the hypersurface identity

$$(3.21) \quad \bar{\Delta}H = \frac{1}{d-2} \bar{\nabla}^a \bar{\nabla}^b \mathring{H}_{ab} - \bar{\nabla}^a (P_{ab} n^b)^\top.$$

Orchestrating the above gives

$$L^3 \log \tau \stackrel{\Sigma}{=} [g; -4\bar{\nabla}^a \bar{\nabla}^b \mathring{H}_{ab} - 8\mathring{H}^{ab} \mathcal{F}_{ab}].$$

Up to the leading (non-variational) total derivative term, this matches the higher Willmore energy density found for embedded spaces in [GGHW15].

A useful check of our result is the linear shift property of the Q -curvature discussed in the introduction: For that, notice that under a conformal transformation

$$\bar{\nabla}^a \bar{\nabla}^b \mathring{H}_{ab} \mapsto \Omega^{-3} [(\bar{\nabla}^a \bar{\nabla}^b \mathring{H}_{ab}) + 2(\mathring{H}^{ab} \bar{\nabla}_a \bar{\nabla}_b + (\bar{\nabla}_a \mathring{H}^{ab}) \bar{\nabla}_b) \log \Omega],$$

which implies the correct shift transformation:

$$Q := 4(\bar{\nabla}^a \bar{\nabla}^b \mathring{H}_{ab} + 2\mathring{H}^{ab} \mathcal{F}_{ab}) \mapsto \Omega^{-3}(Q - P_3 \log \Omega),$$

where the third order extrinsic conformal Laplacian power P_3 acts on weight zero, scalar densities in host dimension $d = 4$ according to

$$P_3 := -8\mathring{H}^{ab} \bar{\nabla}_a \bar{\nabla}_b - 8(\bar{\nabla}_a \mathring{H}^{ab}) \bar{\nabla}_b,$$

see [GW15, Proposition 8.5]. Note that the term ‘‘Laplacian power’’ is a slight misnomer for odd dimensional hypersurfaces unless one views the trace-free second fundamental form as a metric-like tensor.

Altogether, the regulated volume in the scale τ reads

$$(3.22) \quad \begin{aligned} \text{Vol}_\varepsilon(D, \Sigma) &= \frac{\int_\Sigma dA^{\bar{g}}}{3\varepsilon^3} + \frac{\int_\Sigma dA^{\bar{g}} H}{\varepsilon^2} - \frac{\int_\Sigma dA^{\bar{g}} J}{2\varepsilon} \\ &+ \frac{1}{3} \log \varepsilon \int_\Sigma dA^{\bar{g}} (\bar{\nabla}^a \bar{\nabla}^b \mathring{H}_{ab} + 2\mathring{H}^{ab} \mathcal{F}_{ab}) + \text{Vol}_{\text{ren}} + \mathcal{O}(\varepsilon). \end{aligned}$$

4. THE FUNCTIONAL GRADIENT

Our aim now is to rederive the result of [Gra16] that the functional gradient of the anomaly \mathcal{A} gives the obstruction density \mathbf{B} ; more precisely:

$$(4.1) \quad \frac{\delta \mathcal{A}}{\delta \Sigma} = \frac{d(d-2)}{2} \mathbf{B}.$$

Here $\delta \mathcal{A} / \delta \Sigma$ is the functional gradient with respect to variations of the embedding of the hypersurface Σ .

In [GGHW15], a holographic approach for variations of embeddings was developed and exploited for computations of higher Willmore energy variations. This method is well adapted to the current situation where our starting point is the bulk integral expression in Equation (3.6) for the regulated volume. The main idea of the method is as follows: Given a functional $E(\Sigma) = \int_\Sigma P$ where P is a hypersurface invariant, we first express Σ as the zero locus of a defining function σ_0 and P as the restriction of a preinvariant \mathcal{P} . As explained in Section 2.7, we can then express $E(\Sigma)$ as a bulk integral

$$E[\sigma_0] = \int_D dV^g \delta(\sigma) \sqrt{\mathcal{S}} \mathcal{P},$$

where \mathcal{S} is the \mathcal{S} -curvature of $\sigma_0 = [g; \sigma_0]$ in a scale g . Then the embedding can be varied by functionally varying the defining function σ_0 . For that we introduce a smooth one-parameter family of hypersurfaces Σ_t such $\Sigma_0 = \Sigma$ and $\Sigma_t = \Sigma$ outside some

compactly supported region. We also define the variational operator $\delta(\cdot) := \frac{d}{dt}|_{t=0}$. The functional gradient is then defined by

$$\delta E[\sigma_0] =: \int_{\Sigma} dA^{\bar{g}} \hat{\delta}\sigma_0 \frac{\delta\mathcal{A}}{\delta\Sigma},$$

where $\hat{\delta}\sigma_0$ is the hypersurface invariant defined by the preinvariant $\delta\sigma_0/|\nabla\sigma_0|$ (this is the variational analog of the preinvariant formula for the unit normal in Equation (2.6)).

For conformal hypersurface invariants defined in terms of jets of a conformal unit defining density, there is one further useful simplification afforded by the holographic variational calculus. Namely, the uniqueness property of conformal unit defining densities (*i.e.*, $\bar{\sigma}(\sigma_0)$ see [GW15, Theorem 4.5]) ensures that the integrand $Q[\bar{\sigma}(\sigma_0)]$ of the anomaly is a preinvariant. Since the functional derivative $\delta\bar{\sigma}(\sigma_0)/\delta\sigma_0$ along Σ is given by $\delta\sigma_0/|\nabla\sigma_0|$ (this follows directly from the functional dependence $\bar{\sigma}(\sigma_0)$ implied by the expansion in Equation (3.1)), we have

$$\delta\bar{\sigma} \stackrel{\Sigma}{=} \frac{\delta\sigma_0}{|\nabla\sigma_0|} = \hat{\delta}\sigma_0.$$

Hence the functional gradient can be computed by functionally varying $\bar{\sigma}$. Our strategy, therefore is to consider the one parameter family of regulated volume integrals

$$\text{Vol}_{\varepsilon}(D, \Sigma_t) = \text{Vol}_{\varepsilon}(D, \bar{\sigma}_t) = \int_D \frac{dV^g}{\bar{\sigma}_t^d} \theta(\bar{\sigma}_t/\tau - \varepsilon)$$

corresponding to conformal unit densities $\bar{\sigma}_t$ of hypersurfaces Σ_t . Then, since we have already shown that Vol_{ε} is the sum of a Laurent series in ε plus $\log\varepsilon$ times the anomaly, we need only compute the $\log\varepsilon$ contribution to $\delta = \frac{d}{dt}|_{t=0}$ of the above expression.

4.1. Varying the defining density. The functional gradient of the regulated volume breaks into two terms

$$\delta \text{Vol}_{\varepsilon}(D, \Sigma) = -d \int_D dV^g \frac{\delta\bar{\sigma}}{\bar{\sigma}^{d+1}} \theta(\bar{\sigma}/\tau - \varepsilon) + \int_D \frac{dV^g}{\bar{\sigma}^d} \frac{\delta\bar{\sigma}}{\tau} \delta(\bar{\sigma}/\tau - \varepsilon).$$

By performing the delta function integration, the second term can be rewritten as ε^{-d} multiplying a hypersurface integral:

$$\frac{1}{\varepsilon^d} \int_{\Sigma_{\varepsilon}} dA^{\bar{g}_{\varepsilon}} \frac{\delta\bar{\sigma}}{\tau^{d+1}}.$$

Since this hypersurface integral depends smoothly on ε and is well-defined at $\varepsilon = 0$, the above display yields some Laurent series in ε and does not produce a $\log\varepsilon$ contribution. Hence we must focus on the first term in the functional gradient above. For this we will need a pair of lemmas.

Lemma 4.1. *Let $\bar{\sigma}_t$ be a smooth one parameter family of conformal unit defining densities with $\bar{\sigma}_0 = \bar{\sigma}$. Then the variation $\delta\bar{\sigma}$ obeys*

$$\mathbb{L} \delta\bar{\sigma} = \frac{d^2}{2} \bar{\sigma}^{d-1} \left(\mathcal{B} \delta\bar{\sigma} + \frac{1}{d} \bar{\sigma} \delta\mathcal{B} \right).$$

Proof. The key is to vary the defining relation for a conformal unit defining density

$$\mathcal{S}_t = 1 + \bar{\sigma}_t^d \mathcal{B}_t.$$

The variation of the \mathcal{S} -curvature is easily computed

$$\begin{aligned}\delta\mathcal{S} &= \left[g; 2g^{ab}(\nabla_a\bar{\sigma})\nabla_b\delta\bar{\sigma} - \frac{2\delta\bar{\sigma}}{d}(\Delta + J)\bar{\sigma} - \frac{2\bar{\sigma}}{d}(\Delta + J)\delta\bar{\sigma} \right] \\ &= \left[g; 2\left(\nabla_n + \rho - \frac{\bar{\sigma}}{d}(\Delta + J)\right)\delta\bar{\sigma} \right] = \frac{2}{d}\mathbf{L}\delta\bar{\sigma},\end{aligned}$$

while the variation of the right hand side is $d\bar{\sigma}^{d-1}\mathcal{B}\delta\bar{\sigma} + \bar{\sigma}^d\delta\mathcal{B}$. \square

Because $\delta\bar{\sigma}$ is a weight 1 density, it is not difficult to verify (see [GW14, Lemma 3.1]) that the algebra (2.4) implies that

$$\mathbf{L}\left(\frac{\delta\bar{\sigma}}{\bar{\sigma}^{d+1}}\right) = \frac{\mathbf{L}\delta\bar{\sigma}}{\bar{\sigma}^{d+1}},$$

whence via Lemma 4.1 we have

$$(4.2) \quad \mathbf{L}\left(\frac{\delta\bar{\sigma}}{\bar{\sigma}^{d+1}}\right) = \frac{d^2}{2\bar{\sigma}^2}\left(\mathcal{B}\delta\bar{\sigma} + \frac{1}{d}\bar{\sigma}\delta\mathcal{B}\right).$$

The second lemma relates the left hand side of the above display to $\delta\bar{\sigma}/\bar{\sigma}^{d+1}$.

Lemma 4.2. *Let \mathbf{f} be a weight $-d$ density. Then (for any defining density σ),*

$$\mathcal{S}\mathbf{f} = \frac{\sigma}{d}\mathbf{L}\mathbf{f} + [g; \nabla_c j^c],$$

where $j^c = \frac{1}{d}(\sigma\nabla^c(\sigma f) + (d-1)\sigma(\nabla^c\sigma)f)$.

Proof. Firstly, since $(d+2w)\mathbf{f} = -d\mathbf{f}$, the algebra (2.4) implies

$$\sigma\mathbf{L}\mathbf{f} = d\mathcal{S}\mathbf{f} + \mathbf{L}(\sigma\mathbf{f}).$$

Then Proposition 3.3 applied to densities 1 and $\sigma\mathbf{f}$ yields

$$\mathbf{L}(\sigma\mathbf{f}) + [g; \nabla_c(\sigma\nabla^c(\sigma f) + (d-1)\sigma n^c f)] = 0.$$

Here we used the identity $\mathbf{L}1 = 0$. \square

For the case of a conformal unit defining density and $\mathbf{f} = \delta\bar{\sigma}/\bar{\sigma}^{d+1}$, applying this lemma to Equation (4.2) and subsequently using Equation (3.2) gives

$$(4.3) \quad \frac{\delta\bar{\sigma}}{\bar{\sigma}^{d+1}} = \frac{d-2}{2}\mathcal{B}\frac{\delta\bar{\sigma}}{\bar{\sigma}} + \frac{1}{2}\delta\mathcal{B} + [g; \nabla_c j^c],$$

where

$$j^c = \frac{1}{d}\left(\bar{\sigma}\nabla^c\left(\frac{\delta\bar{\sigma}}{\bar{\sigma}^d}\right) + (d-1)\frac{n^c\delta\bar{\sigma}}{\bar{\sigma}^d}\right).$$

The first term on the right hand side of (4.3) will be responsible for the $\log \varepsilon$ contribution. Before studying it in detail, we first establish that the other two terms can only produce Laurent series contributions: The obstruction density and therefore its variation are regular along Σ while the \mathcal{S} -curvature is unity there. Hence the second term on the right hand side of Equation (4.3) can only produce terms analytic in ε . For the total divergence term we employ Green's theorem, $\int_{D_\varepsilon} dV^g \nabla_a j^a = \int_{\partial D_\varepsilon} dA^{\bar{g}_{\partial D_\varepsilon}} \hat{n}_a^{\partial D_\varepsilon} j^a$, to find a contribution to the variation proportional to

$$\int_{\Sigma_\varepsilon} dA^{\bar{g}_\varepsilon} \hat{n}_c^\varepsilon \left(\bar{\sigma}\nabla^c\left(\frac{\delta\bar{\sigma}}{\bar{\sigma}^d}\right) + (d-1)\frac{(\nabla^c\bar{\sigma})\delta\bar{\sigma}}{\bar{\sigma}^d} \right).$$

As usual, we have dropped the contribution from the surface term integrated over $\partial D_\varepsilon \setminus \Sigma_\varepsilon$; this term is clearly not responsible for a $\log \varepsilon$ contribution. In the above display the outward unit normal vector to Σ_ε is given by

$$\hat{n}_a^\varepsilon = - \left. \frac{\nabla_a(\bar{\sigma}/\tau)}{|\nabla(\bar{\sigma}/\tau)|} \right|_{\Sigma_\varepsilon} = - \left. \frac{n_a - \varepsilon \nabla_a \tau}{\sqrt{n^2 - 2\varepsilon \nabla_n \tau + \varepsilon^2 |\nabla \tau|^2}} \right|_{\Sigma_\varepsilon}, \quad n_a := \nabla_a \bar{\sigma},$$

because $\bar{\sigma}/\tau - \varepsilon$ is a defining function for Σ_ε . Since n_a is well-defined along Σ , it follows that \hat{n}_a^ε is regular around $\varepsilon = 0$. Furthermore, along Σ_ε we have

$$\bar{\sigma} \nabla^c \left(\frac{\delta \bar{\sigma}}{\bar{\sigma}^d} \right) + (d-1) \frac{(\nabla^c \bar{\sigma}) \delta \bar{\sigma}}{\bar{\sigma}^d} = - \frac{1}{\varepsilon^d} \frac{n^c \delta \bar{\sigma} - \varepsilon \tau \nabla^c \delta \bar{\sigma}}{\tau^d}.$$

Since $\delta \bar{\sigma}$ and n^c are regular as ε approaches zero and τ is a true scale, the above is a Laurent series in ε . This establishes that the total divergence term of (4.3) yields a Laurent series in ε but no $\log \varepsilon$ term.

It now remains only to study the contribution to the variation given by

$$- \frac{d(d-2)}{2} \int_{D_\varepsilon} \frac{\mathcal{B} \delta \bar{\sigma}}{\bar{\sigma}}.$$

As discussed in Section 2.8, we can employ $\bar{\sigma}$ as a coordinate in a collar neighborhood of Σ . Since $|\nabla \bar{\sigma}| = 1$ along Σ for any scale g , the volume form can be written as

$$dV^g = d\bar{\sigma} dA(\bar{\sigma})$$

where $dA(\bar{\sigma})$ is the measure for constant $\bar{\sigma}$ hypersurfaces and $dA|_\Sigma = dA(0) = dA^{\bar{g}}$. Since the obstruction density is non-singular along Σ it follows that the leading behavior of the integral displayed above is (in some scale g_{ab})

$$- \frac{d(d-2)}{2} \int_\varepsilon^* \frac{d\bar{\sigma}}{\bar{\sigma}} \int_\Sigma dA^{\bar{g}} \delta \bar{\sigma} B.$$

Note that for the computation of the leading $\log \varepsilon$ contribution to the variation, the upper terminal \star of the $\bar{\sigma}$ integration is irrelevant.

We can read off the variation of the anomaly from the above display because the Σ integration is analytic in ε so the $\bar{\sigma}$ integral contributes $\log(1/\varepsilon)$ at leading order. Remembering that $\delta \bar{\sigma} \stackrel{\Sigma}{=} \hat{\delta} \sigma_0$, we can now read off the functional gradient of the regulated volume to be a Laurent series plus the desired \log term:

$$\mathbf{Laurent}(\varepsilon) + \frac{d(d-2)}{2} \log \varepsilon \mathbf{B}.$$

Equation (4.1) for the functional gradient of the anomaly follows accordingly.

4.2. Examples. Let (M, g) be a Riemannian d -manifold. Since we are given a metric g as data, we may define a true scale $\tau = [g; 1]$. Now suppose we are further given a hypersurface Σ as the zero locus of some function $\sigma_0 : M \rightarrow \mathbb{R}$. We first improve this to a *unit defining function* meaning that $|\nabla \sigma| = 1$ also away from Σ . This can be achieved by an explicit order by order expansion analogous to that in Theorem 3.1 (see [GW14, Proposition 2.5]) or by a Gaussian normal coordinate construction (see for example [Wal84]). This yields a corresponding defining density for Σ

$$\sigma = [g; \sigma],$$

which, for our renormalized volume computation, we wish to improve to a conformal unit defining density $\bar{\sigma}$. A closed form algorithm for this was given in [GW15]. In

dimension $d = 3$ (see [GGHW15] for explicit expressions in dimensions $d = 4, 5$) the algorithm gives $\bar{\sigma} = [g; \bar{\sigma}]$ where (here $n := \nabla\sigma$ rather than $\nabla\bar{\sigma}$)

$$\bar{\sigma} = \sigma \left(1 + \frac{\sigma}{4} \nabla \cdot n + \frac{\sigma^2}{12} \left[2(\nabla \cdot n)^2 + \nabla_n \nabla \cdot n + 4J \right] \right).$$

An elementary computation shows that the \mathcal{S} -curvature of the above conformal unit defining scale $\bar{\sigma}$ is

$$\mathcal{S} = 1 - \frac{\sigma^3}{12} \left[g; 2\Delta \nabla \cdot n + 2\nabla_n^2 \nabla \cdot n + 8(\nabla \cdot n) \nabla_n \nabla \cdot n + 3(\nabla \cdot n)^3 + 8\nabla \cdot n J + 8\nabla_n J \right].$$

Then a simple calculation based on the above formula [GW13]—or a general holographic formula, or a general recursion (see [GW15])—gives the obstruction density for surfaces in terms of the extrinsic BGG operator of Equation (2.11)

$$(4.4) \quad -3\mathbf{B} = L_{ab}^* \hat{\mathbf{I}}^{ab}.$$

A formula for the generally conformally curved surface obstruction density was first found in [ACF92] (see also [Vya13]); this reduces to the Euclidean result (3.3) when the host metric is conformally flat. The two-dimensional obstruction density \mathbf{B} is well known to be the functional gradient of the Willmore energy $-\frac{1}{6} \int_{\Sigma} \mathbf{K} = -\frac{1}{6} \int_{\Sigma} \hat{\mathbf{I}}_{ab} \hat{\mathbf{I}}^{ab}$. Since the integral of scalar curvature is non-variational in two dimensions, this establishes that the variation of the anomaly \mathcal{A} in Equation (3.17) is given by $\frac{3}{2}\mathbf{B}$ in accordance with Equation (4.1).

In dimension $d = 4$, the obstruction density \mathbf{B} was computed explicitly in [GGHW15] by using the holographic formula of [GW15, Theorem 8.11]:

$$\begin{aligned} \mathbf{B} = \frac{1}{6} \left[L_{ab}^* (3\hat{\mathbf{I}}^{c(a} \hat{\mathbf{I}}^{b)c}) - \mathbf{W}_{cabd} \hat{n}^c \hat{n}^d - \hat{\mathbf{I}}^{ab} \mathbf{B}_{ab} + \mathbf{K}^2 - 7\mathbf{W}_{cabd} \hat{n}^c \hat{n}^d \hat{\mathbf{I}}^{ea} \hat{\mathbf{I}}_e^b \right. \\ \left. + 2\mathbf{W}_{cabd} \hat{n}^c \hat{n}^d \mathbf{W}^{eabf} \hat{n}_e \hat{n}_f + \mathbf{W}_{cabd} \hat{\mathbf{I}}^{ab} \hat{\mathbf{I}}^{cd} + (\hat{n}^d \mathbf{W}_{dabc})^\top \hat{n}^e \mathbf{W}_e^{abc} \right]. \end{aligned}$$

This was proven to be the functional gradient of $\frac{1}{6} \int_{\Sigma} \hat{\mathbf{I}}_{ab} \mathcal{F}^{ab}$ (see [GGHW15, Proposition 1.2]). For compact variations, the double divergence term in the three dimensional extrinsic Q -curvature formula (3.22) does not contribute to the functional gradient. Hence the variation of the $d = 4$ anomaly \mathcal{A} is $4\mathbf{B}$ which again agrees with Equation (4.1).

ACKNOWLEDGEMENTS

We would like to thank Robin Graham for showing us the details of his proof that the obstruction density is variational. This work would not have been possible without his input. Both authors gratefully acknowledge support from the Royal Society of New Zealand via Marsden Grant 13-UOA-018 and A.W. was supported in part by a Simons Foundation Collaboration Grant for Mathematicians ID 317562.

APPENDIX A. EXPLICIT METRICS

Given an explicit metric and hypersurface

$$ds^2 = g, \quad \Sigma = \mathcal{Z}(\sigma),$$

and a choice of scale $\tau = [g; \tau]$, with the aid of computer software (see for example [LMP01]) it is not difficult to calculate the divergences and anomaly for the regulated

volume according to our formula:

$$(A.1) \quad \text{Vol}_\varepsilon = \sum_{k=1}^{d-1} \frac{(k-1)! \int_\Sigma (-L)^{d-k-1} \frac{1}{\tau^k}}{(d-k-1)!(d-2)!k} \frac{1}{\varepsilon^k} + \frac{\int_\Sigma (-L)^{d-1} \log \tau}{(d-1)!(d-2)!} \log \varepsilon + \mathcal{O}(\varepsilon^0).$$

The divergences will in general depend on the choice of true scale τ while the anomaly given by the coefficient of the logarithm is an (integrated) conformal invariant. Given g , a natural choice for the scale is $\tau = [g; 1]$. We will compute the above formula in that scale for explicit four and five dimensional hypersurfaces Σ .

A.1. The Kasner metric. The Kasner metric models spatially inhomogeneous expanding cosmologies; see for example [LL51, Chapter 14]. Consider the following metric and hypersurface:

$$(A.2) \quad ds^2 = dt^2 + t^{2\alpha} dx^2 + t^{2\beta} dy^2 + t^{2\gamma} dz^2, \quad \Sigma \subset \mathcal{Z}(t-1).$$

Here Σ is some bounded region in the $t = 1$ coordinate slice. We work in Euclidean signature but it is not difficult to extend our results to the physical Lorentzian signature in which t becomes a time coordinate and Σ is a spatial region.

The mean curvature and the traced-square of the second fundamental form for the hypersurface Σ have simple expressions in terms of the parameters (α, β, γ) :

$$H = \frac{\alpha + \beta + \gamma}{3} \quad \Pi^2 := \Pi_{ab} \Pi^{ab} = \alpha^2 + \beta^2 + \gamma^2.$$

Also, the rigidity density of Σ is given by

$$K := \mathring{\Pi}_{ab} \mathring{\Pi}^{ab} = \Pi^2 - 3H^3.$$

Note that along Σ , the scalar curvature obeys

$$J|_\Sigma = -\frac{K + 6H(2H-1)}{6}.$$

Imposing the Kasner conditions

$$H = 0 = \Pi^2$$

on the parameters (α, β, γ) , the metric $g := ds^2$ becomes the Ricci-flat Kasner metric, but for added generality, we relax these conditions in the following computation.

Denoting $\sigma = t-1$, we introduce the defining density $\sigma = [g, \sigma]$ which can, according to Theorem 3.1, be improved to a conformal unit defining density $\bar{\sigma}$. An explicit recursion for finding $\sigma = [g; \bar{\sigma}]$ is given in [GW14, Proposition 4.9] (see also the examples in [GGHW15, Appendix A]). Applying this recursion we find

$$(A.3) \quad \bar{\sigma} = \sigma \left(1 + \frac{H}{2} \sigma + \left[\frac{J|_\Sigma}{6} + \frac{H(H-1)}{2} \right] \sigma^2 - \left[\frac{(5H-6)K}{72} - \frac{H(H-2)(H-3)}{24} \right] \sigma^3 \right).$$

The corresponding \mathcal{S} -curvature obeys

$$\mathcal{S} = 1 + \sigma^4 [g; B + \mathcal{O}(\sigma)],$$

with obstruction density given by $B = [g; B]$ where

$$B = \frac{K(H-1)^2}{4}.$$

Choosing the true scale $\tau = [g; 1]$ and using Equations (2.2) and (2.3) it is not difficult to compute

$$\mathbb{L} \frac{1}{\tau^2} \Big|_\Sigma = -4H, \quad \mathbb{L}^2 \frac{1}{\tau} \Big|_\Sigma = -2J|_\Sigma, \quad \mathbb{L}^3 \log \tau \Big|_\Sigma = 4K(H-1).$$

Hence, using Equation (A.1), we have

$$(A.4) \quad \text{Vol}_\varepsilon = A_\Sigma^{\bar{g}} \left(\frac{1}{3\varepsilon^3} + \frac{H}{\varepsilon^2} - \frac{J|_\Sigma}{2\varepsilon} - \log \varepsilon \frac{K(H-1)}{3} \right) + \mathcal{O}(1),$$

where $A_\Sigma^{\bar{g}}$ is the area of the hypersurface Σ . This equation should be compared with our general result for spaces embedded in four-manifolds in (3.22).

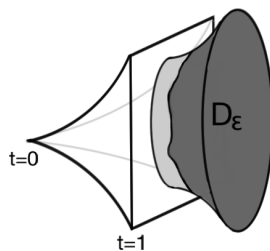
As a final check on this result, given the simplicity of the Kasner-type metric in Equation (A.2), we can compute the integral defining the regulated volume in Equation (3.4) by brute force. In particular, we wish to compute

$$(A.5) \quad \text{Vol}_\varepsilon = \int_{D_\varepsilon} \frac{\sqrt{\det g}}{\bar{\sigma}^4}.$$

For simplicity, we take D_ε to be the volume determined by the cylindrical coordinate range

$$(x, y, z) \in \Sigma, \quad \varepsilon \leq \bar{\sigma}(t) \text{ and } t < R.$$

This corresponds to the volume of the dark gray trumpet-shaped space-time region depicted below:



To compute the Laurent series expansion in ε of the integral in Equation (A.5), we expand the integrand in powers of $\sigma = t - 1$ and find

$$\frac{\sqrt{\det g}}{\bar{\sigma}^4} = \frac{1}{(t-1)^4} + \frac{H}{(t-1)^3} + \frac{K + 3H(H-3/2)}{9(t-1)^2} + \frac{K(H-1)}{3(t-1)} + \mathcal{O}(1).$$

We must also solve

$$\bar{\sigma}(t_0) = \varepsilon,$$

with $\bar{\sigma}$ given by Equation (A.3), for the starting point of the t -integral as a power series in ε . For that we find

$$t_0 = 1 + \varepsilon + \frac{H}{2} \varepsilon^2 + \frac{K + 12H(H+1)}{36} \varepsilon^3 + \mathcal{O}(\varepsilon^4).$$

Assembling the above data, the integration over t in Equation (A.5) is easy to perform and gives

$$\int_{t_0}^R dt \frac{\sqrt{\det g}}{\bar{\sigma}^4} = \frac{1}{3\varepsilon^3} + \frac{H}{\varepsilon^2} - \frac{J|_\Sigma}{2\varepsilon} - \frac{K(H-1)}{3} \log \varepsilon + \mathcal{O}(1).$$

This matches perfectly the regulated volume expression (A.4).

A.2. Generalized Hawking energies. The Hawking energy associated to a compact spatial region with boundary Σ depends on the integral of mean curvature squared $\int_{\Sigma} H^2$. For conformally flat structures, this quantity recovers the Willmore energy of Σ . Therefore it is interesting to wonder whether the higher dimensional generalizations of the Willmore functional provided by the anomaly \mathcal{A} are relevant to the problem of constructing quasi-local conserved quantities for general relativity in dimensions greater than four. We will not consider this problem any further except as motivation to compute the regulated volume for spatial regions of a six dimensional Schwarzschild black hole.

The six dimensional Schwarzschild metric is given by

$$-\left(1 - \frac{r_s^3}{r^3}\right) dt^2 + ds^2,$$

where the Euclidean signature spatial metric

$$ds^2 = \frac{dr^2}{1 - \frac{r_s^3}{r^3}} + r^2 d\Omega^2,$$

and $d\Omega^2$ is the metric for a round 4-sphere. We take as data for our regulated volume the pair

$$g = ds^2, \quad \Sigma = \mathcal{Z}(r - r_0).$$

Here Σ is a hypersurface given by a four sphere of radius $r_0 > r_s$. We then consider the regulated volume of a bounded region D with inner boundary Σ .

The hypersurface Σ is umbilic (vanishing trace-free second fundamental form) with mean curvature

$$H = \frac{\sqrt{1 - \frac{r_s^3}{r_0^3}}}{r_0}.$$

The metric ds^2 has vanishing (and therefore constant) scalar curvature $J = 0$. However, the hypersurface Σ is not a conformal infinity of ds^2 so this metric does not solve the our singular Yamabe problem. Indeed

$$\bar{\sigma} = Hr_0^2 s \left(1 - \frac{5\mu-2}{4} s + \frac{\mu(5\mu+22)}{24} s^2 + \frac{\mu(5\mu^2-154\mu-256)}{192} s^3 + \frac{\mu(3\mu^3+50\mu^2+944\mu+704)}{384} s^4\right),$$

where

$$s := \frac{r - r_0}{H^2 r_0^3} \quad \text{and} \quad \mu := \frac{r_s^3}{r_0^3},$$

determines a conformal unit defining density $\sigma = [g; \bar{\sigma}]$. Moreover, we find that the corresponding \mathcal{S} -curvature obeys

$$\mathcal{S} = 1 + [g; \mathcal{O}(\sigma^6)],$$

so that the obstruction density vanishes. This implies that the surface Σ is a critical point of the generalized Willmore functional \mathcal{A} .

Once again, choosing the true scale $\tau = [g; 1]$ and using Equations (2.2) and (2.3), we can compute the local terms appearing in divergences and the anomaly:

$$L \frac{1}{\tau^3} \Big|_{\Sigma} = -9H, \quad L^2 \frac{1}{\tau^2} \Big|_{\Sigma} = 6\left(H^2 + \frac{2}{r_0^2}\right), \quad L^3 \frac{1}{\tau} \Big|_{\Sigma} = 6H\left(H^2 - \frac{4}{r_0^2}\right), \quad L^4 \log \tau \Big|_{\Sigma} = -\frac{54}{r_0^4}.$$

Equation (A.1) then gives the regulated volume

$$\text{Vol}_{\varepsilon} = \frac{8\pi^3}{3} \left(\frac{r_0^4}{4\varepsilon^4} + \frac{Hr_0^4}{\varepsilon^3} + \frac{r_0^2(H^2 r_0^2 + 2)}{4\varepsilon^2} + \frac{Hr_0^2(H^2 r_0^2 - 4)}{6\varepsilon} \right) - \pi^3 \log \varepsilon + \mathcal{O}(1).$$

The coefficients of the four divergences above match our general results given in Equations (A.1), (3.14) and Appendix B.

APPENDIX B. NNNLO DIVERGENCE

The nnnlo divergence for the case of a conformal unit defining density is given, according to Equation (3.11), in dimension $d \geq 5$ by

$$-\frac{\int_{\Sigma} \mathbb{L}^3 \boldsymbol{\tau}^{4-d}}{3!(d-2)(d-3)(d-4)^2 \varepsilon^{d-4}}.$$

The main ingredients required to compute $\mathbb{L}^3 \boldsymbol{\tau}^{4-d}|_{\Sigma}$ were given in [GW14].

We work in the scale $\boldsymbol{\tau} = [g; 1]$ and first use Equation (2.2) to compute one power of the Laplace–Robin operator

$$\mathbb{L} \boldsymbol{\tau}^{4-d} = [g; (d-4)((d-6)\rho + \bar{\sigma}J)].$$

Thus

$$\begin{aligned} \mathbb{L}^2 \boldsymbol{\tau}^{4-d} = & -(d-4) \left[g; (d-4) \left((d-6)(\nabla_n \rho - (d-3)\rho^2) + J \right) \right. \\ & \left. + \bar{\sigma} \left((d-2)(\nabla_n - (d-2)\rho)J + (d-6)\Delta\rho \right) + \mathcal{O}(\bar{\sigma}^2) \right]. \end{aligned}$$

In the above we used that for a conformal unit defining density $n^2 = 1 - 2\rho\bar{\sigma} + \mathcal{O}(\bar{\sigma}^d)$ and that $\nabla \cdot n = -d\rho - \bar{\sigma}J$. In turn

$$\begin{aligned} \mathbb{L}^3 \boldsymbol{\tau}^{4-d} \stackrel{\Sigma}{=} & (d-2)(d-4) \left[g; (d-4)(d-6)(\nabla_n^2 \rho + (3d-8)H\nabla_n \rho - (d-2)(d-3)H^3) \right. \\ & \left. + 2(d-3)(\nabla_n J + (d-2)HJ) + (d-6)\Delta\rho \right]. \end{aligned}$$

Here we have again used the aforementioned conformal unit defining density properties as well as Lemma 2.1. By virtue of the second identity in Equation (3.18) we have

$$\begin{aligned} \mathbb{L}^3 \boldsymbol{\tau}^{4-d} \stackrel{\Sigma}{=} & (d-2)(d-4) \left[g; (d-3)(d-6)(\nabla_n^2 \rho + (3d-10)H\nabla_n \rho - (d-2)(d-4)H^3) \right. \\ & \left. + 2(d-3)(\nabla_n J + (d-2)HJ) - (d-6)\bar{\Delta}H \right]. \end{aligned}$$

Now we employ Equations (3.19), (3.20) and (3.21) to obtain the required result:

$$\begin{aligned} \mathbb{L}^3 \boldsymbol{\tau}^{4-d} \stackrel{\Sigma}{=} & (d-4) \left[g; -2(d-6) \left(\bar{\nabla}^a \bar{\nabla}^b \hat{\mathbb{H}}_{ab} - (d-3)(d-4)H((d-2)P_{ab}\hat{n}^a\hat{n}^b + K) \right) \right. \\ & - (d-2)(d-6) \left((d-2)\hat{\mathbb{H}}^{ab}\mathcal{F}_{ab} + (d-4)(\hat{\mathbb{H}}^{ab}\bar{P}_{ab} + \bar{\nabla}^a(P_{ab}\hat{n}^b)^\top) \right) \\ & \left. + (d-2)(d-3)(\hat{n}^a\nabla_a J + (3d-10)HJ - (d-2)(d-4)(d-6)H^3) \right]. \end{aligned}$$

REFERENCES

- [AGMO00] O. Aharony, S.S. Gubser, J.M. Maldacena, H. Ooguri and Y. Oz, *Large N field theories, string theory and gravity*, Phys. Rept. **323**, 183–386 (2000), arXiv:hep-th/9905111.
- [ACF92] L. Andersson, P. T. Chruściel and H. Friedrich, *On the regularity of solutions to the Yamabe equation and the existence of smooth hyperboloidal initial data for Einstein’s field equations*, Comm. Math. Phys. **149**(3), 587–612 (1992), arXiv:0802.2250.
- [AGS14] A. F. Astaneh, G. Gibbons and S. N. Solodukhin, *What surface maximizes entanglement entropy?*, Phys. Rev. **D90**(8), 085021–085031 (2014), arXiv:1407.4719.
- [AM10] S. Alexakis and R. Mazzeo, *Renormalized area and properly embedded minimal surfaces in hyperbolic 3-manifolds*, Comm. Math. Phys. **297**(3), 621–651 (2010), arXiv:0802.2250.

- [BEG94] T. N. Bailey, M. G. Eastwood and A. R. Gover, *Thomas's structure bundle for conformal, projective and related structures*, Rocky Mountain J. Math. **24**(4), 1191–1217 (1994).
- [B95] T. P. Branson, *Sharp inequalities, the functional determinant, and the complementary series*, Trans. Amer. Math. Soc. **347**, no. 10, 3671–3742. (1995).
- [BG01] T. P. Branson and A. R. Gover, *Conformally invariant non-local operators*, Pacific J. Math. **201**(1), 19–60 (2001).
- [CSS01] A. Čap, J. Slovák and V. Souček, *Bernstein-Gelfand-Gelfand sequences*, Ann. of Math. **154**, 97–113 (2001), arXiv:math/0001164.
- [CEOY08] S.-Y. Chang, M. Eastwood, B. Ørsted, Paul C. Yang, *What is Q-curvature?*, Acta Appl. Math. **102**, Issue 2, 119–125 (2008).
- [Che84] P. Cherrier, *Problèmes de Neumann non linéaires sur les variétés riemanniennes*, J. Funct. Anal. **57**(2), 154–206 (1984).
- [CG15] S. Curry and A. R. Gover, *An introduction to conformal geometry and tractor calculus, with a view to applications in general relativity*, arXiv:1412.7559.
- [ES97] M. Eastwood and J. Slovák, *Semiholonomic Verma modules*, J. Algebra **197**(2), 424–448 (1997).
- [EW14] N. Engelhardt and A. C. Wall, *Quantum Extremal Surfaces: Holographic Entanglement Entropy beyond the Classical Regime*, JHEP **1501**, 073–098 (2015), arXiv:1408.3203.
- [FG02] C. Fefferman and C. R. Graham, *Q-curvature and Poincaré metrics*, Math. Res. Lett. **9**, no. 2-3, 139–151 (2002), arXiv:math/0110271.
- [GGHW15] M. Glaros, A. R. Gover, M. Halbasch and A. Waldron, *Singular Yamabe Problem Willmore Energies*, arXiv:1508.01838.
- [Gov07] A. R. Gover, *Conformal Dirichlet-Neumann maps and Poincaré-Einstein manifolds*, SIGMA Symmetry Integrability Geom. Methods Appl. **3**, 100–121 (2007), arXiv:0710.2585.
- [Gov10] A. R. Gover, *Almost Einstein and Poincaré-Einstein manifolds in Riemannian signature*, J. Geom. Phys. **60**(2), 182–204 (2010), arXiv:0803.3510.
- [GLW15] A. R. Gover, E. Latini and A. Waldron, *Poincaré-Einstein holography for forms via conformal geometry in the bulk*, Mem. Amer. Math. Soc. **235**(1106), vi+95 (2015), arXiv:1205.3489.
- [GSW08] A. R. Gover, A. Shaikat and A. Waldron, *Tractors, Mass and Weyl Invariance*, Nucl. Phys. B **812**, 424–455 (2009), arXiv:0812.3364; *Weyl Invariance and the Origins of Mass*, Phys. Lett. B **675**, 93–97 (2009), arXiv:0810.2867.
- [GSS08] A. R. Gover, P. Somberg and V. Souček, *Yang-Mills detour complexes and conformal geometry*, Comm. Math. Phys. **278** 307–327 (2008), arXiv:math/0606401.
- [GW13] A. R. Gover and A. Waldron, *Submanifold conformal invariants and a boundary Yamabe problem Conference on Geometrical Analysis-Extended Abstract, CRM Barcelona (2013)*, arXived as *Generalising the Willmore equation: submanifold conformal invariants from a boundary Yamabe problem*, arXiv:1407.6742.
- [GW14] A. R. Gover and A. Waldron, *Boundary calculus for conformally compact manifolds*, Indiana Univ. Math. J. **63**(1), 119–163 (2014), arXiv:1104.2991.
- [GW15] A. R. Gover and A. Waldron, *Conformal hypersurface geometry via a boundary Loewner-Nirenberg-Yamabe problem*, (2015), arXiv:1506.02723.
- [Gra00] C. R. Graham, *Volume and area renormalizations for conformally compact Einstein metrics*, Proceedings of the 19th Winter School "Geometry and Physics" (Srń, 1999). Rend. Circ. Mat. Palermo (2) Suppl. No. **63**, 31–42 (2000), arXiv:math/9909042.
- [Gra16] C. R. Graham and N. Reichert, in preparation.
- [GH05] C. R. Graham and K. Hirachi, *The ambient obstruction tensor and Q-curvature*, in *AdS/CFT correspondence: Einstein metrics and their conformal boundaries*, IRMA Lect. Math. Theor. Phys. **8**, 59–71, European Math. Society, Zürich, 2005, arXiv:math/0405068.
- [GJMS92] C. R. Graham, R. Jenne, L. J. Mason and G. A. J. Sparling, *Conformally invariant powers of the Laplacian. I. Existence*, J. London Math. Soc. (2) **46**(3), 557–565 (1992).
- [GW99] C. R. Graham and E. Witten, *Conformal anomaly of submanifold observables in AdS/CFT correspondence*, Nuclear Phys. B **546**(1-2), 52–64 (1999), arXiv:hep-th/9901021.
- [GZ03] C.R. Graham and M. Zworski, *Scattering matrix in conformal geometry*, Invent. Math. **152** (1), 89–118 (2003), arXiv:math/0109089.
- [Gra03] D. Grant, *A conformally invariant third order Neumann-type operator for hypersurfaces*, Master's thesis, University of Auckland, New Zealand, 2003.

- [Guv05] J. Guven, *Conformally invariant bending energy for hypersurfaces*, J. Phys. A **38**(37), 7943–7955 (2005), arXiv:cond-mat/0507320.
- [HS98] M. Henningson and K. Skenderis, *The Holographic Weyl anomaly*, JHEP **9807**, 023 (1998), arXiv:hep-th/hep-th9806087.
- [LL51] L.D. Landau and E.M. Lifshitz, *The Classical Theory of Fields*, Course of Theoretical Physics Series, Volume 2, 4 Edition, Butterworth-Heinemann, Oxford, 1980.
- [LMP01] K. Lake, P. Musgrave and D. Pollney, GRTensorII, <http://grtensor.phy.queensu.ca/>, 2001, Maple and Mathematica package.
- [LM13] A. Lewkowycz and J. Maldacena, *Generalized gravitational entropy*, JHEP **1308** (2013), 090, arXiv:1304.4926.
- [LN74] C. Loewner and L. Nirenberg, Partial differential equations invariant under conformal or projective transformations, in *Contributions to analysis (a collection of papers dedicated to Lipman Bers)*, pages 245–272, Academic Press, New York, 1974.
- [Mal98] J. Maldacena, *The large N limit of superconformal field theories and supergravity*, Adv. Theor. Math. Phys. **2**, 231–252, (1998), arXiv:hep-th/9711200.
- [Maz91] R. Mazzeo, *Regularity for the singular Yamabe problem*, Indiana Univ. Math. J. **40**(4), 1277–1299 (1991).
- [OF03] S. Osher and R. Fedkiw, *Level set methods and dynamic implicit surfaces*, volume 153 of *Applied Mathematical Sciences*, Springer-Verlag, New York, 2003.
- [PRR15] E. Perlmutter, M. Rangamani and M. Rota, *Positivity, negativity, and entanglement*, arXiv:1506.01679.
- [P86] A. M. Polyakov, *Fine Structure of Strings*, Nucl. Phys. B **268** (1986), 406–412.
- [SW10] A. Shaikat and A. Waldron, *Weyl’s Gauge Invariance: Conformal Geometry, Spinors, Supersymmetry, and Interactions*, Nucl. Phys. B **829**, 28–47 (2010), arXiv:0911.2477.
- [RT06] S. Ryu and T. Takayanagi, *Holographic derivation of entanglement entropy from AdS/CFT*, Phys. Rev. Lett. **96**, 181602–181607 (2006), arXiv:hep-th/0603001; *Aspects of Holographic Entanglement Entropy*, JHEP **0608**, 045–099 (2006), arXiv:hep-th/0605073
- [Sta05] R. Stafford, *Tractor Calculus and Invariants for Conformal Sub-Manifolds*, Master’s thesis, University of Auckland, New Zealand, 2005.
- [Vya13] Y. Vyatkin, *Manufacturing conformal invariants of hypersurfaces*, PhD thesis, University of Auckland, 2013.
- [Wal84] R. M. Wald, *General Relativity*, University of Chicago Press, 2010.
- [Wil65] T. J. Willmore, *Note on embedded surfaces*, An. Şti. Univ. “Al. I. Cuza” Iaşi Sect. I a Mat. (N.S.) **11B**, 493–496 (1965).

[‡]DEPARTMENT OF MATHEMATICS, THE UNIVERSITY OF AUCKLAND, PRIVATE BAG 92019, AUCKLAND 1142, NEW ZEALAND, AND, MATHEMATICAL SCIENCES INSTITUTE, AUSTRALIAN NATIONAL UNIVERSITY, ACT 0200, AUSTRALIA

E-mail address: gover@math.auckland.ac.nz

[‡]DEPARTMENT OF MATHEMATICS, UNIVERSITY OF CALIFORNIA, DAVIS, CA95616, USA

E-mail address: wally@math.ucdavis.edu