

Stratified Monte Carlo simulation of Markov chains

Rana Fakhereddine^a, Rami El Haddad^a, Christian Lécot^{b,*}

^a*Université Saint-Joseph, Faculté des Sciences, BP 11-514 Riad El Solh, Beyrouth 1107
2050, Liban*

^b*Université de Savoie, LAMA, UMR 5127, Campus universitaire, 73376 Le
Bourget-du-Lac, France*

Abstract

We present several Monte Carlo strategies for simulating discrete-time Markov chains with continuous multi-dimensional state space; we focus on stratified techniques. We first analyze the variance of the calculation of the measure of a domain included in the unit hypercube, when stratified samples are used. We then show that each step of the simulation of a Markov chain can be reduced to the numerical integration of the indicator function of a subdomain of the unit hypercube. Our approach for Markov chains simulates N copies of the chain in parallel using stratified sampling and the copies are sorted after each step, according to their successive coordinates. We analyze variance reduction on examples of pricing of European and Asian options: enhanced efficiency of stratified strategies is shown.

Keywords: Stratified sampling, Monte Carlo simulation, Markov chains

1. Introduction

Many real-life systems can be modeled using Markov chains. Fields of application are queueing theory, telecommunications, option pricing, etc. In most interesting situations, analytic formulas are not available and the state space of

*Corresponding author

Email addresses: ranafakhereddine@hotmail.com (Rana Fakhereddine),
rami.haddad@usj.edu.lb (Rami El Haddad), Christian.Lecot@univ-savoie.fr (Christian Lécot)

5 the chain is so large that classical numerical methods would require a considerable computational time and huge memory capacity. So Monte Carlo (MC) simulation becomes the standard way of estimating performance measures for these systems. A drawback of MC methods is their slow convergence, with respect to the number of random points used. Various techniques have been developed, in
10 order to reduce the variance of the approximation, including stratified sampling and Latin hypercube sampling [7, 6, 8].

It is shown in a series of papers [13, 12, 4, 5] that each step of a MC simulation of a Markov chain amounts to approximating the measure of a subdomain of the s -dimensional unit hypercube $I^s := [0, 1]^s$. The techniques presented here
15 use stratified samples for calculating this approximation.

Among stratification strategies, we first consider the simple approach (SMC): the unit hypercube is divided into N subcubes having the same measure, and one random point is chosen in each subcube. For Latin hypercube sampling (LHS), the projections of the points on each coordinate axis are evenly distributed: one
20 projection in each of the N subintervals that uniformly divide the unit interval I . Then we propose an hybrid method between SMC and LHS, that has properties of both approaches, with one random point in each subcube and one projection in each subinterval; we call this technique *Sudoku* Sampling (SS) due to the properties of the points recalling a Sudoku grid.

25 The improved accuracy of stratified methods may be lost for problems in which we have to approximate the measure of subdomains with irregular boundaries. It is necessary to take special measures to make optimal use of the greater uniformity associated with stratified samples. This is achieved in [16, 17, 15] through the additional effort of reordering the copies of the chain at each time
30 step. This type of sorting was initiated by [10] in the context of quasi-Monte Carlo (QMC) methods.

This paper is organized as follows. In Section 2 we present SMC, LHS and SS methods for numerical integration. We recall variance bounds for SMC and SS and we establish a new bound for the variance of LHS approach in the re-
35 strictive case of the approximate calculation of the measure of an interval in

dimension s . In Section 3, we propose a MC simulation of Markov chains using stratified samples in the context of discrete Markov chains with continuous multi-dimensional state space. The results of numerical experiments are presented in Section 4. We compute the values of European and Asian options and we compare the variance of the results and the efficiency of the approaches. It is shown that both SMC and SS strategies outperform MC or LHS approaches. Finally, we give some perspectives for future work.

2. Numerical integration

Let $s \geq 1$ be a given dimension; then I^s is the s -dimensional half-open unit hypercube and λ_s denotes the s -dimensional Lebesgue measure. If g is a square-integrable function defined on I^s , we want to approximate

$$\mathcal{I} := \int_{I^s} g(x) d\lambda_s(x). \quad (1)$$

For the usual MC approximation, $\{U_1, \dots, U_N\}$ are independent random variables uniformly distributed over I^s . Then

$$X := \frac{1}{N} \sum_k g(U_k) \quad (2)$$

is an unbiased estimator of \mathcal{I} . When $g = 1_A$, for some measurable $A \subset I^s$, one has

$$\text{Var}(X) = \frac{1}{N} \lambda_s(A)(1 - \lambda_s(A)) \leq \frac{1}{4N}. \quad (3)$$

A simple stratified sampling (SMC) method was proposed in [9] and further analyzed in [1]. For $N = n^s$, put

$$J_\ell := \prod_{i=1}^s \left[\frac{\ell_i - 1}{n}, \frac{\ell_i}{n} \right), \quad 1 \leq \ell_1 \leq n, \dots, 1 \leq \ell_s \leq n. \quad (4)$$

Let $\{V_\ell : 1 \leq \ell_1 \leq n, \dots, 1 \leq \ell_s \leq n\}$ be independent random variables, with V_ℓ uniformly distributed over J_ℓ . Then

$$Y := \frac{1}{N} \sum_\ell g(V_\ell) \quad (5)$$

55 is another unbiased estimator of \mathcal{I} . In [2], we have analysed the following case:
we consider a function $f : \bar{I}^{s-1} \rightarrow \bar{I}$ and we define

$$A_f := \{(u', u_s) \in I^s : u_s < f(u')\}. \quad (6)$$

Then for $g = 1_{A_f}$ we obtain

$$\text{Var}(Y) \leq \left(\frac{s-1}{4} V(f) + \frac{1}{2} \right) \frac{1}{N^{1+1/s}}, \quad (7)$$

if f is of bounded variation $V(f)$ in the sense of Hardy and Krause (we refer to [19] for this concept).

60 Latin hypercube sampling (LHS) was introduced in [18] and examined studiously in [21, 20]. Let

$$I_k := \left[\frac{k-1}{N}, \frac{k}{N} \right), \quad 1 \leq k \leq N \quad (8)$$

and $\{V_1^i, \dots, V_N^i\}$ be independent random variables, where V_k^i is uniformly distributed over I_k . If $\{\pi^1, \dots, \pi^s\}$ are independent random permutations of $\{1, \dots, N\}$ and $W_k := (V_{\pi^1(k)}^1, \dots, V_{\pi^s(k)}^s)$, then each W_k is uniformly distributed over I^s . Consequently,

$$Z := \frac{1}{N} \sum_k g(W_k) \quad (9)$$

is another unbiased estimator of \mathcal{I} .

We have proposed in [3] a combination of SMC and LHS: we construct $N = n^s$ random points in I^s such that in every interval $I^{i-1} \times I_k \times I^{s-i}$ (for $1 \leq i \leq s$ and $1 \leq k \leq N$) or J_ℓ (for $1 \leq \ell_1 \leq n, \dots, 1 \leq \ell_s \leq n$) lies only one point of the set (property \mathcal{P}). This is achieved as follows. If $x := (x_1, \dots, x_s)$, we put $\hat{x}_i := (x_1, \dots, x_{i-1}, x_{i+1}, \dots, x_s)$. Let $\sigma^1, \dots, \sigma^s$ be random bijections $\{1, \dots, n\}^{s-1} \rightarrow \{1, \dots, n^{s-1}\}$ and $\{U_\ell^i : 1 \leq i \leq s, 1 \leq \ell_1 \leq n, \dots, 1 \leq \ell_s \leq n\}$ be random variables uniformly distributed on I ; all these variables are assumed to be mutually independent. We put

$$W_\ell^* = \left(\frac{\ell_1 - 1}{n} + \frac{\sigma^1(\hat{\ell}_1) - 1 + U_\ell^1}{N}, \dots, \frac{\ell_s - 1}{n} + \frac{\sigma^s(\hat{\ell}_s) - 1 + U_\ell^s}{N} \right). \quad (10)$$

75 The point set $\{W_\ell^* : 1 \leq \ell_1 \leq n, \dots, 1 \leq \ell_s \leq n\}$ has property \mathcal{P} . If Z^* is defined by

$$Z^* := \frac{1}{N} \sum_{\ell} g(W_\ell^*), \quad (11)$$

it is an unbiased estimator of \mathcal{I} . The following variance bound is established in [3]. Let $A \subset I^s$ be such that, for all i , with $1 \leq i \leq s$,

$$A = \{(u_1, \dots, u_s) \in I^s : u_i < f_i(\hat{u}_i)\}, \quad (12)$$

where f_i are Lipschitz continuous functions $\bar{I}^{s-1} \rightarrow \bar{I}$. Then, for $g = 1_A$, we
80 have

$$\text{Var}(Z^*) \leq \left(\frac{\kappa + 2}{4} + 2s(\kappa + 2)^2 \right) \frac{1}{N^{1+1/s}}, \quad (13)$$

where κ is a Lipschitz constant (for the maximum norm) for all the f_i . We prove a similar result for LHS, in a very restrictive case.

Theorem 1. *If A is a subinterval of I^s , then the variance of the LHS approximation*

$$Z = \frac{1}{N} \sum_k 1_A(W_k)$$

85 *satisfies (for $N \geq 3$)*

$$\text{Var}(Z) \leq \frac{1}{N} \lambda_s(A)(1 - \lambda_s(A)).$$

PROOF. We have

$$\begin{aligned} \text{Var}(Z) &= \frac{1}{N^2} \sum_k \text{Var}(1_A(W_k)) + \frac{1}{N^2} \sum_{k \neq k'} \text{cov}(1_A(W_k), 1_A(W_{k'})) \\ &= \frac{1}{N} \lambda_s(A)(1 - \lambda_s(A)) + \frac{1}{N^2} \sum_{k \neq k'} \text{cov}(1_A(W_k), 1_A(W_{k'})). \end{aligned}$$

For $\bar{j} := (j_1, \dots, j_s)$ with $1 \leq j_1 \leq N, \dots, 1 \leq j_s \leq N$, we set $\bar{J}_{\bar{j}} := \prod_{i=1}^s I_{j_i}$. If $k \neq k'$, then

$$\begin{aligned} \text{cov}(1_A(W_k), 1_A(W_{k'})) &= \frac{N^s}{(N-1)^s} \sum_{j_1 \neq j'_1} \cdots \sum_{j_s \neq j'_s} \lambda_s(A \cap \bar{J}_{\bar{j}}) \lambda_s(A \cap \bar{J}_{\bar{j}'}) \\ &\quad - (\lambda_s(A))^2. \end{aligned}$$

We may assume that A is a closed interval:

$$A := \prod_{i=1}^s \left[\frac{m_i - x_i^{-1} - 1}{N}, \frac{m_i + n_i + x_i^{+1} - 1}{N} \right],$$

90 with $1 \leq m_i, n_i \leq N$ and $x_i^{-1}, x_i^{+1} \in I$. Let us note $[1, s] := \{1, 2, \dots, s\}$ and, for $H \subset [1, s]$, denote $H^c := [1, s] \setminus H$. Then

$$\begin{aligned} & \sum_{j_1 \neq j'_1} \dots \sum_{j_s \neq j'_s} \lambda_s(A \cap \bar{J}_{\bar{j}}) \lambda_s(A \cap \bar{J}_{\bar{j}'}) \\ &= \frac{1}{N^{2s}} \sum_{H \subset [1, s]} \sum_{\epsilon_i = \pm 1, i \in H^c} \prod_{h \in H} n_h (n_h + x_h^{-1} + x_h^{+1} - 1) \prod_{i \in H^c} x_i^{\epsilon_i} (n_i + x_i^{-\epsilon_i}) \\ &= \frac{1}{N^{2s}} \prod_{i=1}^s (n_i (n_i + x_i^{-1} + x_i^{+1} - 1) + (n_i + x_i^{-1}) x_i^{+1} + (n_i + x_i^{+1}) x_i^{-1}). \end{aligned}$$

Hence

$$\begin{aligned} & (N^2(N-1))^s \text{cov}(1_A(W_k), 1_A(W_{k'})) \\ &= \prod_{i=1}^s N (n_i (n_i + x_i^{-1} + x_i^{+1} - 1) + (n_i + x_i^{-1}) x_i^{+1} + (n_i + x_i^{+1}) x_i^{-1}) \\ & \quad - \prod_{i=1}^s (N-1) (n_i + x_i^{-1} + x_i^{+1})^2. \end{aligned}$$

Since

$$\begin{aligned} & (N-1) (n_i + x_i^{-1} + x_i^{+1})^2 \\ & \quad - N (n_i (n_i + x_i^{-1} + x_i^{+1} - 1) + (n_i + x_i^{-1}) x_i^{+1} + (n_i + x_i^{+1}) x_i^{-1}) \\ &= \frac{1}{2} (N-2) \left(x_i^{-1} + x_i^{+1} - \frac{2n_i}{N-2} \right)^2 + \frac{N}{2} (x_i^{-1} - x_i^{+1})^2 + \frac{n_i N (N-2-n_i)}{N-2}, \end{aligned}$$

we obtain $\text{cov}(1_A(W_k), 1_A(W_{k'})) \leq 0$ and the result follows.

95 3. Simulation of Markov chains

In this section, we use the previous stratification techniques for Markov chains simulation.

3.1. Markov chain setting and Monte Carlo simulation

Let $s \in \mathbb{N}^*$; we consider an homogeneous Markov chain $\{X_p, p \in \mathbb{N}\}$ with
 100 state space $E \subset \mathbb{R}^s$, evolving according to the stochastic recurrence: for $p \geq 0$

$$X_{p+1} = \varphi_{p+1}(X_p, U_{p+1}). \quad (14)$$

Here $\{U_p, p \geq 1\}$ is a sequence of i.i.d. uniform random variables over I^d (for
 $d \in \mathbb{N}^*$) and each $\varphi_{p+1} : E \times I^d \rightarrow E$ is a measurable map. The distribution P_0
 of X_0 is known, and our aim is to approximate the distribution P_p of X_p . The
 standard iterative Monte Carlo scheme proceeds as follows. A large number
 105 N of samples $x_k^0, 1 \leq k \leq N$ are drawn from the initial distribution P_0 ; then
 we generate N sample paths of the chain as follows. For $p \geq 0$ and for each
 $k \in \{1, 2, \dots, N\}$

$$x_k^{p+1} = \varphi_{p+1}(x_k^p, u_k), \quad (15)$$

where $\{u_k, 1 \leq k \leq N\}$ are pseudo-random numbers simulating i.i.d. uniform
 random variables over I^d , independent from all variables introduced previously.
 110 QMC variants have been proposed to improve the accuracy of the method [16, 5].
 The pseudo-random numbers u_k are replaced with quasi-random numbers; in
 order to benefit from the great uniformity of quasi-random points, one possibility
 is to sort the states x_k^p by position in every step. Since QMC methods do not give
 confidence intervals, randomized QMC algorithms have also been introduced in
 115 [16, 17, 15], with randomized quasi-random points. In the present paper, we
 propose a scheme using the sampling strategies presented in section 2.

3.2. Stratified algorithm

Let $\mathcal{M}_+(E)$ denote the set of all nonnegative measurable functions on E .
 From (14), we obtain

$$\forall f \in \mathcal{M}_+(E) \quad \int_E f(x) dP_{p+1}(x) = \int_{I^d} \int_E f \circ \varphi_{p+1}(x, u'') dP_p(x) du''. \quad (16)$$

120 Let $n \geq 2$ be an integer and put $N := n^{s+d}$. For each $p \geq 0$, we are looking
 for an approximation of P_p of the form

$$\hat{P}_p := \frac{1}{N} \sum_k \delta(x - x_k^p), \quad (17)$$

where $\Xi^p := \{x_1^p, \dots, x_N^p\}$ is a subset of E to be determined. We first sample a point set Ξ^0 of N states from the initial probability distribution P_0 . Once we have calculated a point set Ξ^p such that \widehat{P}_p approximates P_p , we compute Ξ^{p+1} in two steps: we first sort the states of Ξ^p according to their successive coordinates, then we perform a numerical integration using a stratified sample.

Step 1: Relabeling the states. We label the states x_m^p using a multi-dimensional index $m = (m_1, \dots, m_s)$ with $1 \leq m_1 \leq n, \dots, 1 \leq m_{s-1} \leq n, 1 \leq m_s \leq n^{1+d}$, such that:

- 130 if $m_1 < m'_1$ then $x_{m,1}^p \leq x_{m',1}^p$,
- if $m_1 = m'_1, m_2 < m'_2$ then $x_{m,2}^p \leq x_{m',2}^p$,
- ...
- if $m_1 = m'_1, \dots, m_{s-1} = m'_{s-1}, m_s < m'_s$ then $x_{m,s}^p \leq x_{m',s}^p$.

In the case $s = 1$, this reduces to simply sort the states by increasing order. If $s \geq 2$, the N states are first sorted in n batches of size N/n according to their first coordinates; then each batch is sorted in subgroups of n batches of size N/n^2 by order of the second coordinates, and so on. At the last step of the sorting, subgroups of size n^{d+1} are ordered according to the last coordinate of the state. This type of nested sorting was introduced in [11] for the QMC simulation of the Boltzmann equation: since the algorithm is described by a series of numerical integrations, the sorting tends to reduce the number of the jumps of the integrand.

Step 2: Using stratified samples for transition. We define a probability measure \widetilde{P}_{p+1} on E by replacing P_p with \widehat{P}_p in eq. 16:

$$\int_E f(x) d\widetilde{P}_{p+1}(x) := \int_{I^d} \int_E f \circ \varphi_{p+1}(x, u'') d\widehat{P}_p(x) du'', \quad f \in \mathcal{M}_+(E). \quad (18)$$

145 To obtain a uniform approximation of P_{p+1} , similar to (17), we use a quadrature with stratified samples: let $\{w_\ell : 1 \leq \ell_1 \leq n, \dots, 1 \leq \ell_{s+d} \leq n\}$ be pseudo-random numbers simulating stratified variables on I^{s+d} as described in section

2, independent from all variables introduced previously. For $m = (m_1, \dots, m_s)$ with $1 \leq m_1 \leq n, \dots, 1 \leq m_{s-1} \leq n, 1 \leq m_s \leq n^{1+d}$, let 1_m be the indicator function of the interval $\prod_{i=1}^{s-1} [(m_i - 1)/n, m_i/n) \times [(m_s - 1)/n^{1+d}, m_s/n^{1+d})$. For $f \in \mathcal{M}_+(E)$, denote

$$C^p f(u) := \sum_m 1_m(u') f \circ \varphi_{p+1}(x_m^p, u''), \quad u = (u', u'') \in I^s \times I^d. \quad (19)$$

Then we have:

$$\forall f \in \mathcal{M}_+(E) \quad \int_E f(x) d\tilde{P}_{p+1}(x) = \int_{I^{s+d}} C^p f(u) du. \quad (20)$$

We obtain \hat{P}_{p+1} by

$$\int_E f(x) d\hat{P}_{p+1}(x) := \frac{1}{N} \sum_{\ell} C^p f(w_{\ell}), \quad f \in \mathcal{M}_+(E). \quad (21)$$

The second step of the algorithm may be written as follows. For $u \in I^{s+d}$ let $u' := (u_1, \dots, u_s)$ and $u'' := (u_{s+1}, \dots, u_{s+d})$; for $u' \in I^s$, let $m(u') := (1 + \lfloor nu_1 \rfloor, \dots, 1 + \lfloor nu_{s-1} \rfloor, 1 + \lfloor n^{1+d} u_s \rfloor)$. Then

$$x_{\ell}^{p+1} = \varphi_{p+1}(x_{m(w'_{\ell})}^p, w''_{\ell}). \quad (22)$$

(compare with eq. 15). Here the states are labeled using a multi-dimensional index $\ell = (\ell_1, \dots, \ell_{s+d})$ with $1 \leq \ell_1 \leq n, \dots, 1 \leq \ell_{s+d} \leq n$. The first s components of w_{ℓ} are used to select the state of the chain that perform a transition, while the remaining d components are used to determine the new state.

4. Numerical illustrations

In this section, we compare the stratified strategies with the standard MC scheme in numerical experiments

4.1. Pricing a European call option

In the Black-Scholes model and under the risk-neutral measure, the asset price S_t at time t obeys the stochastic differential equation: $dS_t = rS_t dt +$

MC	LHS	SMC	SS
1.01	1.01	1.51	1.42

Table 1: European option: order α of the variance of the calculation of $C_{\mathcal{E}}$.

$\sigma S_t dB_t$, where r is the risk-free interest rate, σ the volatility parameter and B is a standard Brownian motion. The solution of this equation is given by

$$S_t = S_0 \exp((r - \sigma^2/2)t + \sigma B_t). \quad (23)$$

Let T be the maturity date and K the strike price. We want to estimate the value of the call option: $C_{\mathcal{E}} = e^{-rT} \mathbb{E}[(S_T - K)_+]$. To formulate the problem as a Markov chain, we discretize the interval $[0, T]$ using observation times $0 = t_0 < t_1 < \dots < t_P = T$. The discrete version of (23) can be written as: for $p \geq 0$

$$S_{t_{p+1}} = S_{t_p} \exp((r - \sigma^2/2)\Delta t_{p+1} + \sigma(B_{t_{p+1}} - B_{t_p})), \quad (24)$$

where $\Delta t_{p+1} := t_{p+1} - t_p$.

In this example $s = d = 1$. We choose the following parameters: $S_0 = 100$, $K = 90$, $r = 0.06$, $\sigma = 0.2$, $T = 1$, $P = 100$ and $\Delta t_p = T/P$, for $1 \leq p \leq P$. We want to compare the variances of the MC, LHS, SMC and SS estimators of $C_{\mathcal{E}}$. We replicate the calculation independently 100 times and we compute the sample variance. Figure 1 shows the results as functions of N , for $N = 10^2, 50^2, 100^2, 150^2, \dots, 1000^2$, in log-log scale (base 2).

It is clear that SMC and SS produce smaller variances than MC and LHS (for the same N). When comparing the results of SMC and SS, we can see that the later approach outperforms the former. At each step of the SS algorithm, the mapping $\ell \in \{1, \dots, n\}^2 \rightarrow m(w'_\ell) \in \{1, \dots, n^2\}$ is one-to-one, so that each state is considered exactly once for a transition.

Assuming that $\text{Var} = \mathcal{O}(N^{-\alpha})$, linear regression is used to evaluate α . The outputs are listed in Table 1. The convergence rates are close to those established for numerical integration in dimension 2.

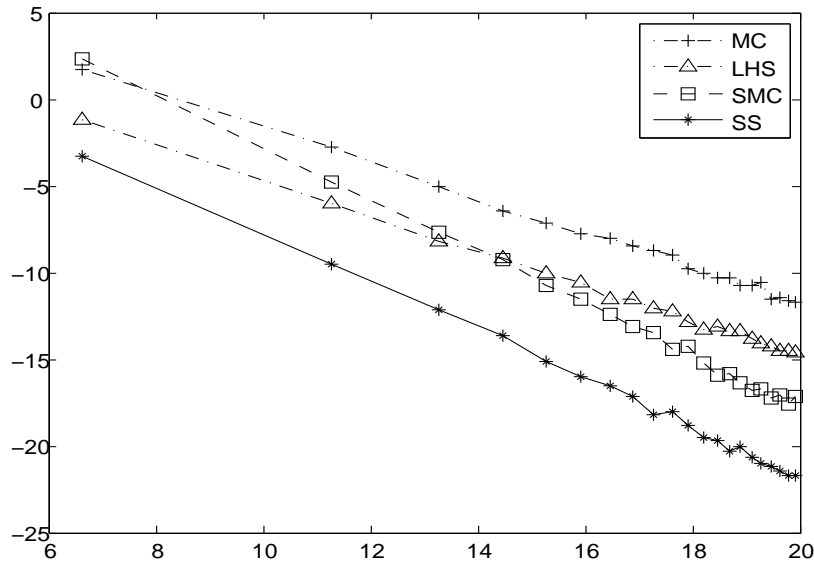


Figure 1: European option. Sample variance of 100 copies of the calculation of C_E as a function of N . MC (+), LHS (Δ), SMC (\square) and SS ($*$) outputs, in log-log scale (base 2).

Since we use techniques that may reduce the variance at the expense of an
 190 increase in computation time, we compare the *efficiency* of the approaches. The
 efficiency as defined in [14] is the inverse of the product of the variance by the
 CPU time. It has the property that it is independent of the number N of states
 for a naive MC estimator. The results are displayed in Figure 2 and show the
 benefits of both SMC and SS techniques.

195 *4.2. Pricing an Asian option*

We consider the pricing of an Asian option on a single asset. The asset price
 S_t at time t satisfies (23) and the value of the call option with strike price K at
 maturity date T is given by

$$C_{\mathcal{A}} = e^{-rT} \mathbb{E} \left[\left(\left(\prod_{p=1}^P S_{t_p} \right)^{1/P} - K \right)_+ \right], \quad (25)$$

where $0 = t_0 < t_1 < \dots < t_P = T$ are discrete observation times. We define
 200 a bi-dimensional Markov chain by: $X_0 := (S_0, 1)$ and for $1 \leq p \leq P$: $X_p :=$

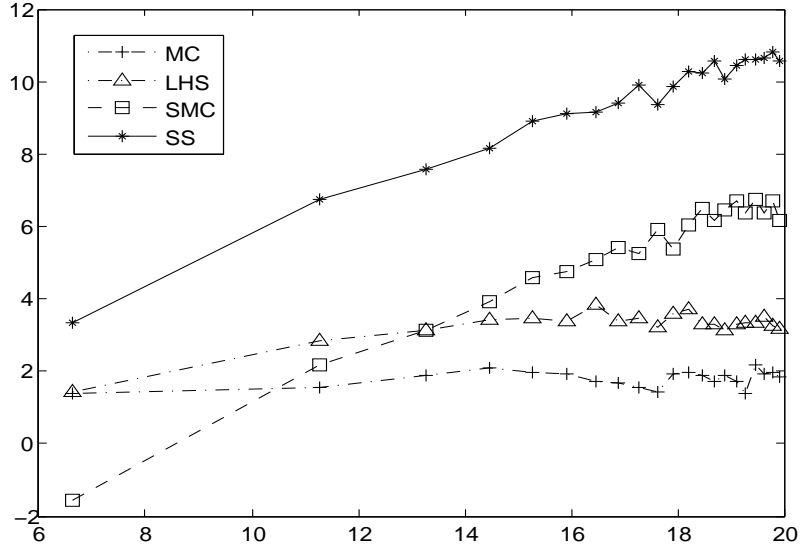


Figure 2: European option: efficiency of 100 copies of the calculation of C_E as a function of N . Comparison of MC (+), LHS (Δ), SMC (\square) and SS ($*$) outputs, in log-log scale (base 2).

MC	LHS	SMC	SS
0.99	1.12	1.40	1.33

Table 2: Asian option: order β of the variance of the calculation of C_A .

$(S_{t_p}, (\prod_{q=1}^p S_{t_q})^{1/p})$, with S_{t_p} given by (24). Here $s = 2$ and $d = 1$. We choose: $S_0 = 100$, $K = 90$, $r = \log_{10}(1.09)$, $\sigma = 0.2$, $T = 240/365$, $P = 10$ and $\Delta t_p = T/P$, for $1 \leq p \leq P$.

We compute the sample variance of 100 independent calculations of C_A by MC, LHS, SMC and SS methods. The variances as functions of N , for $N = (5m)^3$, $1 \leq m \leq 20$, are plotted in Figure 3.

The order β of the variance is estimated using linear regression and the results are given in Table 2. The convergence rates are not far from those proved for numerical integration in dimension 3.

As before, SMC and SS stratification techniques give smaller variances and

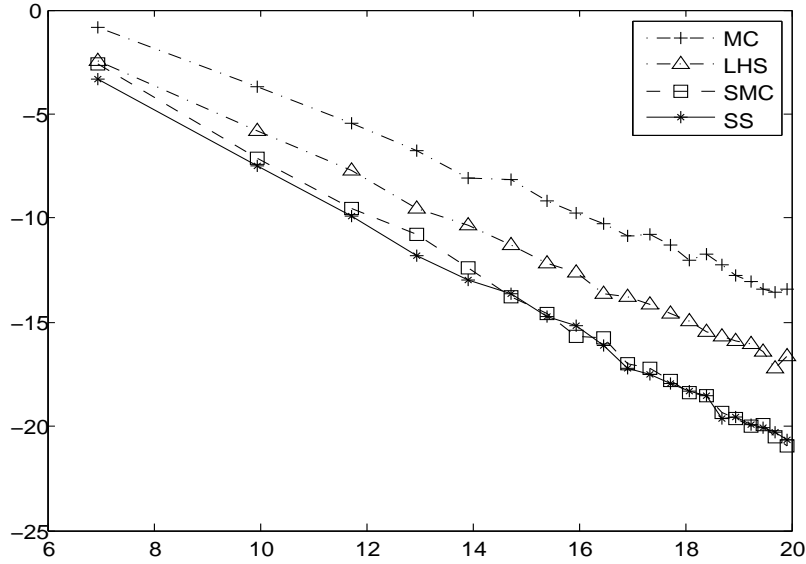


Figure 3: Asian option. Sample variance of 100 copies of the calculation of $C_{\mathcal{A}}$ as a function of N . MC (+), LHS (Δ), SMC (\square) and SS ($*$) outputs, in log-log scale (base 2).

better convergence rates. But the advantage of the SS algorithm compared to the SMC is lost. At each step of the SS algorithm, the mapping $\ell \in \{1, \dots, n\}^3 \rightarrow m(w'_\ell) \in \{1, \dots, n\} \times \{1, \dots, n^2\}$ is not necessarily one-to-one. The efficiencies of the four methods are reported in Figure 4. SMC and SS
215 calculations give similar results and outperform MC and LHS outputs.

5. Conclusion

We have proposed upper bounds for the variance, when we approximate the integral of an indicator function of a subdomain of I^s with stratified Monte Carlo techniques. We have proposed strategies for simulating Markov chains
220 using stratified samples and we have shown on examples that this approach could lead to better efficiency than naive Monte Carlo simulation.

The variance bound of the LHS approximation is obtained in a very restrictive case and should be extended to less specific subdomains of I^s . The analysis

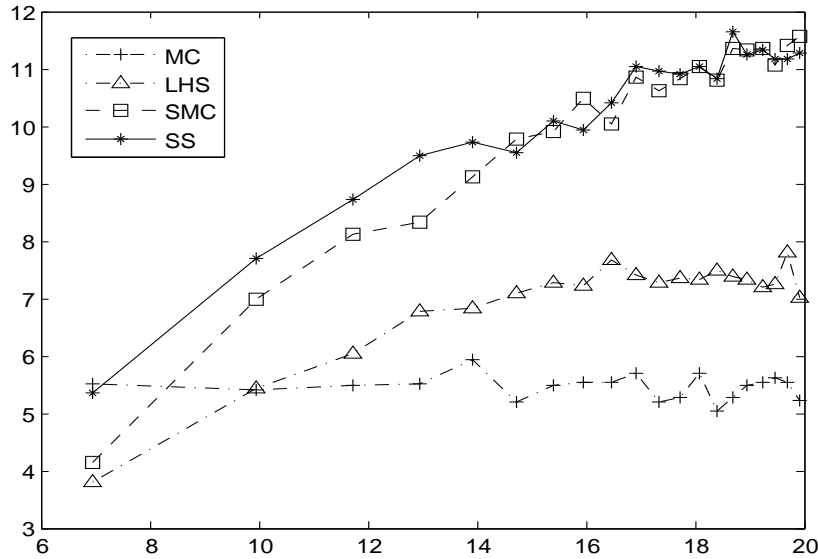


Figure 4: Asian option: efficiency of 100 copies of the calculation of C_A as a function of N . Comparison of MC (+), LHS (Δ), SMC (\square) and SS (*) outputs, in log-log scale (base 2).

of stratified simulation of Markov chains remains undone and will be the subject
 225 of future work.

References

References

[1] R. C. H. Cheng, T. Davenport, The problem of dimensionality in stratified sampling, *Management Science* 35 (1989) 1278–1296.

230 [2] R. El-Haddad, R. Fakhereddine, C. Lécot, Stratified Monte Carlo integration, in: K. K. Sabelfeld, I. Dimov (Eds.), *Monte Carlo Methods and Applications*, De Gruyter, Berlin, 2013, pp. 105–113.

[3] R. El-Haddad, R. Fakhereddine, C. Lécot, G. Venkiteswaran, Extended Latin hypercube sampling for integration and simulation, in: J. Dick, F.Y.

- 235 Kuo, G.W. Peters, I.H. Sloan (Eds.), Monte Carlo and Quasi-Monte Carlo
Methods 2012, Springer, Berlin, 2014, pp. 317–330.
- [4] R. El-Haddad, C. Lécot, P. L'Ecuyer, Quasi-Monte Carlo simulation of
discrete-time Markov chains on multidimensional state spaces, in: A.
Keller, S. Heinrich, H. Niederreiter (Eds.), Monte Carlo and Quasi-Monte
240 Carlo Methods 2006, Springer, Berlin, 2008, pp. 413–429.
- [5] R. El-Haddad, C. Lécot, P. L'Ecuyer, N. Nassif, Quasi-Monte Carlo meth-
ods for Markov chains with continuous multi-dimensional state space,
Mathematics and Computers in Simulation 81, (2010), 560–567.
- [6] M. Evans, T. Swartz, Approximating Integrals via Monte Carlo and De-
245 terministic Methods, Oxford University Press, Oxford, 2000.
- [7] G. S. Fishman, Monte Carlo, Springer, New York, 1996.
- [8] P. Glasserman, Monte Carlo Methods in Financial Engineering, Springer,
New York, 2004.
- [9] S. Haber, A modified Monte-Carlo quadrature, Mathematics of Compu-
250 tation 20 (1966) 361–368.
- [10] C. Lécot, A Direct Simulation Monte Carlo scheme and uniformly dis-
tributed sequences for solving the Boltzmann equation, Computing 41
(1989) 41–57.
- [11] C. Lécot, I. Coulibaly, A quasi-Monte Carlo scheme using nets for a linear
255 Boltzmann equation, SIAM Journal on Numerical Analysis 35 (1998) 51–
70.
- [12] C. Lécot, B. Tuffin, Comparison of quasi-Monte Carlo-based methods for
the simulation of Markov chains, Monte Carlo Methods and Applications
10 (2004) 377–384.
- 260 [13] C. Lécot, B. Tuffin, Quasi-Monte Carlo methods for estimating transient
measures of discrete time Markov chains, in: H. Niederreiter (Ed.), Monte

Carlo and Quasi-Monte Carlo Methods 2002, Springer, Berlin, 2004, pp. 329–343.

- 265 [14] P. L'Ecuyer, Efficiency improvement and variance reduction, in: J. D. Tew, S. Manivannan, D. A. Sadowski, A. F. Seila (Eds.), Proceedings of the 1994 Winter Simulation Conference, IEEE Press, 1994, pp. 122–132.
- [15] P. L'Ecuyer, C. Lécot, A. L'Archevêque-Gaudet, On array-RQMC for Markov chains: mapping alternatives and convergence rates, in: P. L'Ecuyer, A. B. Owen (Eds.), Monte Carlo and Quasi-Monte Carlo Methods 2008, Springer, Berlin, 2009, pp. 485–500.
- 270 [16] P. L'Ecuyer, C. Lécot, B. Tuffin, Randomized quasi-Monte Carlo simulation of Markov chains with an ordered state space, in: H. Niederreiter, D. Talay (Eds.) Monte Carlo and Quasi-Monte Carlo Methods 2004, Springer, Berlin, 2006, pp. 331–342.
- 275 [17] P. L'Ecuyer, C. Lécot, B. Tuffin, A randomized quasi-Monte Carlo simulation method for Markov chains, *Operations Research* 56 (2008) 958–975.
- [18] M. D. McKay, R. J. Beckman, W. J. Conover, A comparison of three methods for selecting values of input variables in the analysis of output from a computer code, *Technometrics* 21 (1979) 239–245.
- 280 [19] H. Niederreiter, *Random Number Generation and Quasi-Monte Carlo Methods*, SIAM, Philadelphia, Pennsylvania, 1992.
- [20] A. B. Owen, Monte Carlo variance of scrambled net quadrature, *SIAM Journal on Numerical Analysis* 34 (1997) 1884–1910.
- 285 [21] M. Stein, Large sample properties of simulations using Latin hypercube sampling, *Technometrics* 29 (1987) 143–151.