

On the Hughes Model and Numerical Aspects

Diogo A. Gomes and Roberto M. Velho ^{*†}

September 1, 2022

Abstract

Here, we study a crowd model proposed by R. Hughes in [11] and we describe a numerical approach to solve it. The Hughes model comprises a Fokker-Planck equation coupled with an eikonal equation with Dirichlet or Neumann data. First, we establish a priori estimates for the solutions. Second, we study radial solutions and identify a shock formation mechanism. Third, we illustrate the existence of congestion, the breakdown of the model, and the trend to the equilibrium. Finally, we propose a new numerical method and consider two numerical examples.

1 Introduction

Understanding the dynamics of pedestrian crowds is of great significance, in particular for the prevention of catastrophic emergency evacuations. Here, we consider an extension of the PDE model proposed in [11] that describes the evolution of a pedestrian crowd. Our system of PDEs comprises a continuity equation or Fokker-Planck equation with viscosity $\varepsilon \geq 0$ and a Hamilton-Jacobi equation

$$\begin{cases} \rho_t(x, t) - \operatorname{div}(\rho(1 - \rho)^2 Du) = \varepsilon \Delta \rho, \\ |Du(x)|^2 = \frac{1}{(1 - \rho)^2}, \end{cases} \quad (1)$$

where $\rho : \Omega \times \mathbb{R}_+ \rightarrow \mathbb{R}$, the density of agents, and $u : \Omega \rightarrow \mathbb{R}$, the exit time, are the unknowns and the given initial data is $\rho(x, 0) = \rho_0(x)$ and $u(x) = u_0$, with x representing the spatial variable and t the time. Here, Ω is an open domain of \mathbb{R}^d and we focus on the cases relevant in applications, \mathbb{R} and \mathbb{R}^2 . The Fokker-Planck equation describes the evolution of the crowd density ρ ($0 \leq \rho \leq 1$), while the Eikonal determines the optimal direction of movement for each individual/agent if they assume that the rest of the population is frozen. The constraint $\rho \leq 1$ corresponds to the maximal density of the population. The Dirichlet condition corresponds to the areas on the boundary where agents/people/pedestrians can leave. The Neumann condition corresponds to a no-flow condition at the boundary. The correct interpretation of these boundary conditions is essential in the design of numerical schemes. The case $\varepsilon = 0$ is the model introduced in [11].

Significant progress has been achieved in the understanding of these problems ([1], [7], [2], [8]). However, even some aspects of one-dimensional models are not completely understood. Microscopic [5, 6] and mean-field game [3, 12] interpretations were used to study the macroscopic dynamics that the Hughes model describes. Numerical approaches to these problems were developed in [4, 9].

Here, we establish new a priori estimates for solutions of (1) that give a partial regularity for the solutions. Then, we consider a radial problem to examine the behavior of the model in two dimensions in a simplified setting. We show that, when $\varepsilon = 0$, the model admits

^{*}This work was partially supported by KAUST baseline and start-up funds and KAUST SRI, Uncertainty Quantification Center in Computational Science and Engineering.

[†]King Abdullah University of Science and Technology (KAUST), CEMSE Division and KAUST SRI, Uncertainty Quantification Center in Computational Science and Engineering, Thuwal 23955-6900, Saudi Arabia. diogo.gomes@kaust.edu.sa roberto.velho@gmail.com

shocks, which we also illustrate numerically. Next, we study a one-dimensional problem, the flow problem. Here, agents arrive at a prescribed rate, that we call current, on one side of an interval and leave through the other side. We show that, in certain circumstances, the Hughes model may not be well-posed as the density ρ exceeds the maximal congestion threshold. In these examples, we identify two mechanisms of loss of regularity: shocks in the zero-viscosity problem and congestion in the flow problem. Finally, we discuss a new numerical method for (1) and illustrate the trend to equilibrium and two numerical examples.

2 Estimates

As a first attempt to understand the existence of solutions to the Hughes model, we investigate a priori estimates; that is, estimates that are valid for smooth enough solutions. These estimates extend some of the results in [10] for the periodic setting. First, for the Neumann or Dirichlet boundary conditions and $\varepsilon > 0$, we prove that smooth solutions satisfy $0 \leq \rho \leq 1$ for all times, if the initial condition also satisfies this condition. This should be contrasted with the flow problem considered in Section 4. Next, we prove that $Du \in L^p$, for any $1 < p < \infty$, and then $\frac{1}{1-\rho} \in L^p$. This last estimate gives a quantitative control on the congestion. Here, in contrast, we consider the Hughes model in an open domain, $\Omega \subset \mathbb{R}^d$, with Dirichlet-Neumann conditions: $\partial\Omega = \Gamma_d \cup \Gamma_n$, ν the outer unit normal to $\partial\Omega$, $\rho = 0$ in $\Gamma_d \times [0, T]$, $\rho_\nu = 0$ in $\Gamma_n \times [0, T]$ and viscosity $\varepsilon = 1$.

Lemma 1. *Let $\rho : \Omega \times [0, T] \rightarrow \mathbb{R}$ solve*

$$\rho_t - \operatorname{div}(\rho(1-\rho)g(x, t)) = \Delta\rho.$$

Then, $0 \leq \rho(x, t) \leq 1$, if $0 \leq \rho(x, 0) \leq 1$.

Proof. Note that $\tilde{\rho} = 1 - \rho$ satisfies

$$\tilde{\rho}_t - \operatorname{div}(\rho\tilde{\rho}g(x, t)) = \Delta\tilde{\rho}.$$

Because $\tilde{\rho}(x, 0) \geq 0$ (and, with Dirichlet boundary data, $\tilde{\rho} \geq 0$ in $\partial\Omega$), we have $\tilde{\rho} \geq 0$. \square

Proposition 1. *Let (u, ρ) solve (1) with $\varepsilon = 1$. Suppose $u = 0$ in $\Gamma_d \times [0, T]$, $u_\nu = 0$ on $\Gamma_n \times [0, T]$ and $0 < \rho < 1$ at $t = 0$. Then, for any $\alpha < -1$*

$$\frac{d}{dt} \int_{\Omega} (1-\rho)^{\alpha+1} \leq C \int_{\Omega} (1-\rho)^{\alpha+1}.$$

Furthermore,

$$\int_0^T \int_{\Omega} |D(1-\rho)^{\frac{\alpha+1}{2}}|^2 \leq C.$$

Proof. Multiply the first equation in (1) by $-(\alpha+1)(1-\rho)^\alpha$. Then,

$$\begin{aligned} \frac{d}{dt} \int_{\Omega} (1-\rho)^{\alpha+1} &\leq c \int_{\Omega} (1-\rho)^{\alpha+1} \rho D\rho Du - \alpha(\alpha+1) \int_{\Omega} (1-\rho)^{\alpha-1} |D\rho|^2 \\ &\quad - (\alpha+1) \int_{\partial\Omega} (1-\rho)^{\alpha+2} \rho u_\nu - (\alpha+1) \int_{\partial\Omega} (1-\rho)^\alpha \rho_\nu \\ &\quad \text{(using Cauchy's inequality)} \\ &\leq -\frac{\alpha(\alpha+1)}{2} \int_{\Omega} (1-\rho)^{\alpha-1} |D\rho|^2 + \int_{\Omega} (1-\rho)^{\alpha+3} \rho^2 |Du|^2 \\ &\quad - (\alpha+1) \int_{\partial\Omega} (1-\rho)^{\alpha+2} \rho u_\nu - (\alpha+1) \int_{\partial\Omega} (1-\rho)^\alpha \rho_\nu \\ &\quad \text{(using the Eikonal equation and the Lemma 1)} \end{aligned}$$

$$\begin{aligned} &\leq -\frac{\alpha(\alpha+1)}{2} \int_{\Omega} (1-\rho)^{\alpha-1} |D\rho|^2 + C \int_{\Omega} (1-\rho)^{\alpha+1} \\ &\quad - (\alpha+1) \int_{\partial\Omega} (1-\rho)^{\alpha+2} \rho u_{\nu} - (\alpha+1) \int_{\partial\Omega} (1-\rho)^{\alpha} \rho_{\nu}. \end{aligned}$$

Now, we observe that, on Γ_n , $u_{\nu} = 0$ and, on Γ_d , we have $\rho = 0$. Hence, $(1-\rho)^{\alpha+2} \rho u_{\nu} = 0$ in $\partial\Omega$. Similarly, $(1-\rho)^{\alpha} \rho_{\nu} \leq 0$ in Γ_d and vanishes in Γ_n . Hence, is also non-positive in $\partial\Omega$. Thus, taking into account that $\alpha+1 \leq 0$, integrating in time, and using Gronwall's inequality, we get the desired estimates. \square

Proposition 2. *Under the same hypothesis of Proposition 1, we have that, for any $1 < p < \infty$,*

$$\sup_{0 \leq t \leq T} \int_{\Omega} |Du|^{2p} < C_p.$$

Proof. We use the first conclusion of Proposition 1 in the Eikonal equation and observe that

$$|Du|^2 = \frac{1}{(1-\rho)^2} \in L^p, \quad \forall p.$$

\square

3 Shocks in radial solutions

To understand the behavior of the Hughes model, we consider radial solutions. Thus (1) becomes a scalar PDE. Thanks to this simplification, we identify the formation of shocks in the zero viscosity problem. We expect shocks to exist in general two-dimensional problems.

Now, we assume radial symmetry corresponding to a model where agents want to get away from the origin. In dimension $d > 1$, assume $u = u(r, t)$, where r is the radius. The eikonal equation in (1) gives that

$$u_r = \pm \frac{1}{1-\rho}.$$

We select the negative root because it corresponds to agents leaving the origin. Because ρ is radial, $\rho = \rho(r, t)$, we rewrite the Fokker-Planck equation in (1) in polar coordinates and using the preceding equation, we get

$$\rho_t + \frac{2}{r} \rho(1-\rho) + \rho_r(1-2\rho) = \varepsilon \left[\rho_{rr} + \frac{d-1}{r} \rho_r \right]. \quad (2)$$

When $\varepsilon = 0$, the prior equation becomes the first-order partial differential equation

$$\rho_t + \frac{2}{r} \rho(1-\rho) + \rho_r(1-2\rho) = 0. \quad (3)$$

As it is usual for first-order nonlinear partial differential equations, shocks can arise. We study the shocks, we use the method of characteristics.

First, we solve the characteristic system

$$\begin{cases} \frac{dr}{dt} = 1 - 2\rho, \\ \frac{d\rho}{dt} = \frac{-2}{r} \rho(1-\rho), \end{cases} \quad (4)$$

with $r_0, \rho_0(r_0)$ as initial conditions in time zero for $r(t)$ and $\rho(t)$, respectively.

To solve this system of ODEs, we first define V as

$$V(\rho) = \rho(1-\rho), \quad (5)$$

and, analogously, $V_0(\rho_0) = \rho_0(1-\rho_0)$. Next, we rewrite (4) as

$$\begin{cases} \frac{dr}{dt} = \frac{\partial V}{\partial \rho}, \\ \frac{d\rho}{dt} = \frac{-2}{r} V. \end{cases} \quad (6)$$

Then, we compute

$$\frac{\partial V}{\partial r} = \frac{-2}{r} V,$$

and conclude that

$$V = \left(\frac{r_0}{r}\right)^2 V_0. \quad (7)$$

Now, solving for ρ in (5) gives two roots. If $0 < \rho_0(r_0) \leq 1/2$, here called *regime 1*,

$$\rho_1 = \frac{1 - \sqrt{1 - 4V}}{2},$$

while, if $1/2 < \rho_0(r_0) < 1$, here called *regime 2*,

$$\rho_2 = \frac{1 + \sqrt{1 - 4V}}{2}.$$

Using these expressions on the R.H.S. of the ODE for $r(t)$ in (4) and using (7), we get

$$\dot{r}_1(t) = 1 - 2\rho_1 = \sqrt{1 - \frac{4r_0^2 V_0}{r^2(t)}},$$

and

$$\dot{r}_2(t) = 1 - 2\rho_2 = -\sqrt{1 - \frac{4r_0^2 V_0}{r^2(t)}}.$$

Solving these two differential equations gives

$$r_1(t) = \sqrt{4r_0^2 V_0 + (t + C_1)^2} = \sqrt{4r_0^2 V_0 + t^2 + 2tC_1 + C_1^2},$$

and

$$r_2(t) = \sqrt{4r_0^2 V_0 + (t - C_2)^2} = \sqrt{4r_0^2 V_0 + t^2 - 2tC_2 + C_2^2},$$

where C_1 and C_2 are chosen so that $r(0) = r_0$. We then obtain that $C_1 = C_2 = \pm r_0 \sqrt{1 - 4V_0}$.

Remark. The function f , defined by $f(x) = \sqrt{1 - 4x(1 - x)}$, is equal to $-2x + 1$ in the interval $[0, 1/2]$ and equal to $2x - 1$ in the interval $[1/2, 1]$.

The remark implies that $C_1 = r_0(-2\rho_0 + 1)$ and $C_2 = r_0(2\rho_0 - 1)$. Plugging them back in the expressions for $r_1(t)$, $r_2(t)$ we obtain:

$$r_1(t) = \sqrt{t^2 + 2r_0(1 - 2\rho_0)t + r_0^2},$$

and

$$r_2(t) = \sqrt{t^2 - 2r_0(2\rho_0 - 1)t + r_0^2}.$$

Thus, the expressions for $r_1(t)$ and $r_2(t)$ agree and there is no need to consider two separate regimes. Thus, we get

$$r(t) = \sqrt{t^2 + 2r_0(1 - 2\rho_0)t + r_0^2}. \quad (8)$$

Now, we solve the ODE for $\rho(t)$. Using (6) and (7), we obtain

$$\dot{\rho}(t) = \frac{-2r_0^2 V_0}{r^3(t)}.$$

The preceding differential equation with the initial condition $\rho(0) = \rho_0$ has the solution

$$\rho(t) = \frac{1}{2} \left[1 - \frac{t + r_0(1 - 2\rho_0)}{r(t)} \right] = \frac{1}{2} \left[1 - \frac{t + r_0(1 - 2\rho_0)}{\sqrt{t^2 + 2r_0(1 - 2\rho_0)t + r_0^2}} \right]. \quad (9)$$

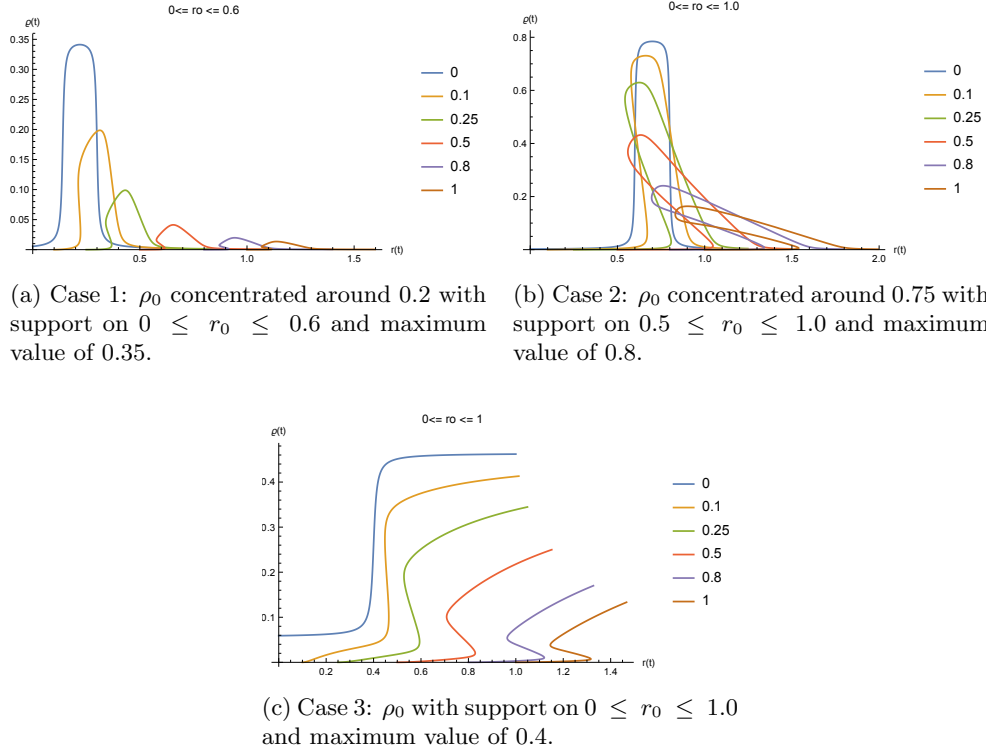


Fig. 1: Shocks along the time evolution of three given profiles.

Now, we numerically investigate the formation of shocks for the radial Hughes model without viscosity. We construct three profiles for the density ρ_0 , all of them with support (corresponding to the values of r_0) in $[0, 1]$.

Next, we plot the graph corresponding to $r(t)$ versus $\rho(t)$ for each profile. The different colors correspond to the solution at the different times. The blue curve in each plot corresponds to the initial density profile ρ_0 , see Figure 1.

We observe the formation of shocks in the solutions. These can be seen by observing that the graph of $r(t)$ versus $\rho(t)$ is not a single-valued function after certain time. In fact, once a shock happens, the characteristic's method is not valid and, consequently, the above expressions for $r(t)$ and $\rho(t)$ lack meaning.

Case 1 and 2 have initial profiles with supports of similar size but case 2 presents shocks in a shorter time. This shows the dependence on the intensity of ρ_0 ; in case 2, ρ_0 reaches 0.8, while in case 1 it is not greater than 0.35.

Finally, the presence of shocks in our examples gives the existence of shocks for the Hughes model in any dimension. We are not aware a proof of this feature in the literature.

4 Flow problem - stationary case

The flow problem is a natural problem in dimension one. It consists of people entering a domain from one side at a fixed rate and exiting through the other side. If the flow is large enough, the maximal density $\rho = 1$ may be achieved as we show in what follows. This situation illustrates the breakdown of the model.

Consider the one-dimensional flow problem in $[0, 1]$ where agents arrive at $x = 0$ and are only allowed to leave through $x = 1$. By computing u_x in the Eikonal equation (1) and substituting in the Fokker-Planck equation (1), we obtain

$$\rho_t + \rho_x(1 - 2\rho) = \varepsilon \rho_{xx}. \quad (10)$$

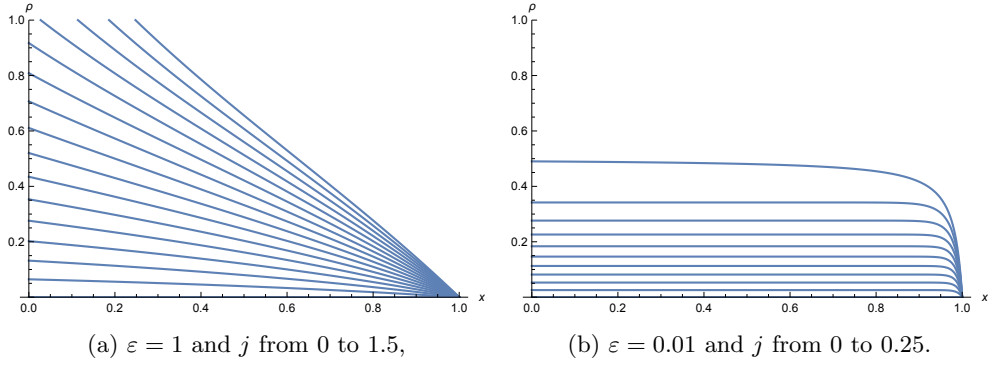


Fig. 2: Onset of congestion.

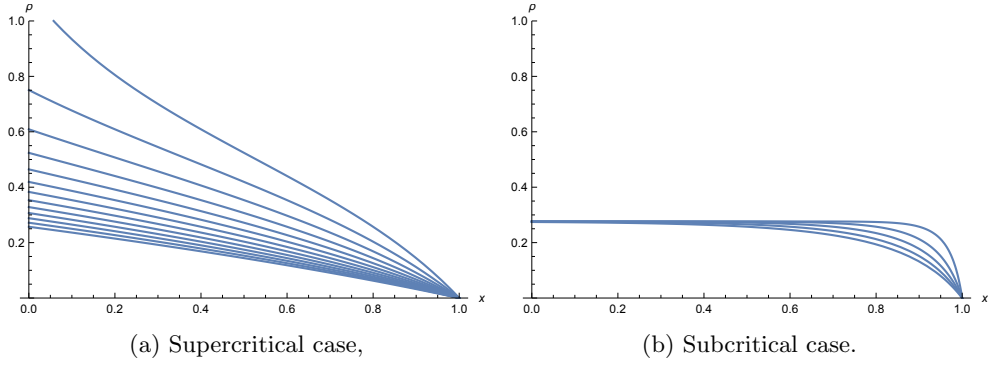


Fig. 3: Dependence of congestion on viscosity.

The corresponding stationary equation is

$$\varepsilon \rho_{xx} + 2\rho \rho_x - \rho_x = \frac{d}{dx} [\varepsilon \rho_x + \rho^2 - \rho] = 0.$$

We can then formulate the stationary flow problem as:

$$\begin{cases} \varepsilon \rho_x + \rho^2 - \rho = j, & x \in [0, 1], \\ \rho(1) = 0, \end{cases} \quad (11)$$

where j is a prescribed net current of agents entering the domain.

Our interest is to understand the behavior of the solutions of (11) as the current j becomes large; that is, a large flow of agents. By solving numerically the ODE (11), for $\varepsilon = 1$ and j between 0 and 1.5, with increments of 0.1, we observe the different solutions for ρ . For $j > 1.2$, the density ρ is larger than one and thus the model breaks down, see Figure 2a.

This is remarkable because solutions of the reduced equation (11) are C^∞ , however, in the original model the equations become singular.

Now, in Figure 2b, we depict the effect of a small viscosity ($\varepsilon = 0.01$) for a range of admissible currents (the ones avoiding $\rho > 1$). We call the current for which the model stops to work of critical current.

Dependence on viscosity

Here, we investigate the dependence of the viscosity on the solutions. In Figure 3a, we see that, for small viscosity, the model breaks down. However, large viscosity seems to have a stabilizing effect. In Figure 3a, we used a current with a fixed value $j = 0.5$ and viscosities from 0.3 to 1.5 with increments of 0.1.

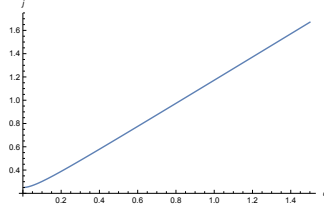


Fig. 4: Critical current j as a function of viscosity.

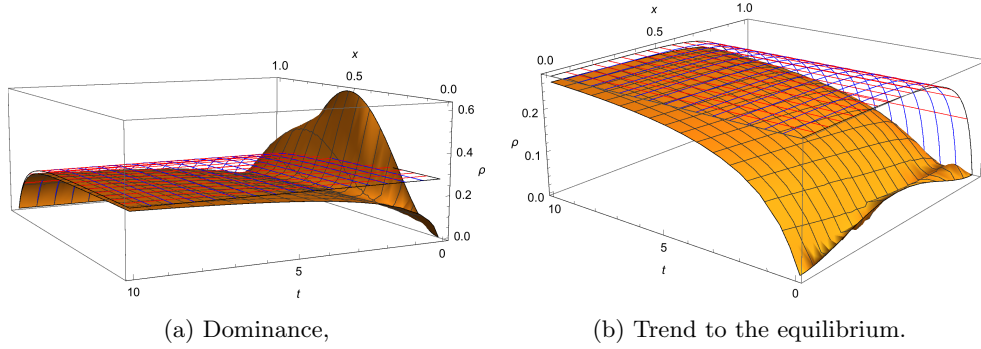


Fig. 5: Stationary and time-dependent solutions.

For $j = 0.2$, the different solutions for the density ρ show an upper bound when using different viscosities (from 0 to 0.1 with increments of 0.02), see Figure 3b.

To better understand the relation between viscosity and the critical current, we solve the ODE (11) with different viscosities and compute the critical current for which the density reaches one. At this density, the model breaks down as shown in Figure 4.

5 Trend to equilibrium

We investigate the relation between the solution to the stationary problem (11) and the time-dependent one (10). The numerical solution to the stationary problem is calculated using an ODE solver. Now, the solution to the time-dependent case is computed using the numerical approach we describe in Section 6. As an example, we solve the problem with the following initial/boundary conditions, and $\varepsilon = 0.05$:

$$\begin{cases} \rho(0, t) = -0.2(1 - e^{-10t}), \\ \rho(1, t) = 0, \\ \rho(x, 0) = x^2(1 - x)^2. \end{cases}$$

For large times, the stationary solution is an upper bound to the time-dependent one (the transient time where this behavior fails is due to the initial condition). This behavior is depicted in Figure 5a. The time-dependent solution is the filled graph while the plot of the stationary one is depicted with wire mesh.

The second aspect we observe is the trend to equilibrium of the time-dependent solution in the subcritical case, Figure 5b. We are not aware of any proof or theoretical result on the asymptotic behavior of this problem.

6 Numerical approach

Here, we describe a numerical approach to the Hughes model. Because the Fokker-Planck equation is the adjoint of the linearization of a new Hamilton-Jacobi equation, we can use known methods for Hamilton-Jacobi equations to construct automatically schemes for the Fokker-Planck equation as we illustrate here.

To solve the Hughes model, we must use numerical methods that discretize Du in a consistent way for both equations. Our approach is the following: because the Fokker-Planck equation in (1) is the adjoint of the linearization of the nonlinear Hamilton-Jacobi operator

$$-u_t + (1 - \rho)^2 \frac{|Du|^2}{2} - \varepsilon \Delta u, \quad (12)$$

we can treat both equations, this new Hamilton-Jacobi equation and the original Eikonal equation, via the same numerical method for Hamilton-Jacobi equations, for instance, using a monotone scheme.

In the examples discussed in the next section, we use a semi-discretization in space and treat the time variable as continuous (using a backward difference formula stiff solver for the time evolution).

Let h be the mesh size, x_n the grid points and u_n, ρ_n be the corresponding node values of u and ρ . The non-linear operator in the Eikonal equation in (1) at a point x_n is discretized through the monotone scheme

$$N_n(u) \equiv \frac{\max\{u_n - u_{n-1}, 0\}^2}{2h^2} + \frac{\max\{u_n - u_{n+1}, 0\}^2}{2h^2} - \frac{1}{(1 - \rho_n)^2}.$$

The operator (12) is discretized as

$$\tilde{N}_n(u) \equiv (1 - \rho_n)^2 \left[\frac{\max\{u_n - u_{n-1}, 0\}^2}{2h^2} + \frac{\max\{u_n - u_{n+1}, 0\}^2}{2h^2} \right] - \varepsilon \frac{u_{n+1} - 2u_n + u_{n-1}}{h^2}.$$

The numerical scheme is given as

$$\begin{cases} N(u) = 0, \\ \rho_t + (D_u \tilde{N}(u))^T \rho = 0. \end{cases}$$

Thanks to this adjoint structure, the second equation is discretized automatically using symbolic calculus. This approach is valid in arbitrary dimension and, by construction, has properties such as conservation of mass and positivity.

7 Numerical examples

Now, we use the numerical approach from the previous section and present two examples. The first one deals with agents/people/pedestrians with the possibility of evacuating an one-dimensional domain from both sides. In the second example, we impose a current of agents entering the domain and we include reflecting boundary conditions on one of the sides of the one-dimensional domain.

7.1 Example 1

For the first numerical example we solve the Hughes model with a low viscosity $\varepsilon = 0.01$, and the following initial/boundary conditions:

$$\begin{cases} \rho(0, t) = 0, \\ \rho(1, t) = 0, \\ \rho(x, 0) = 0.9 \sin^2(3\pi x), \\ u(0, t) = 0, \\ u(1, t) = 0. \end{cases}$$

These boundary conditions correspond to the exit problem. Agents have an initial distribution $\rho(x, 0)$ and seek to leave the interval $[0, 1]$ by either $x = 0$ or $x = 1$. We plot the density ρ and the solution u of the Eikonal, corresponding to the exit time, in Figure 6.

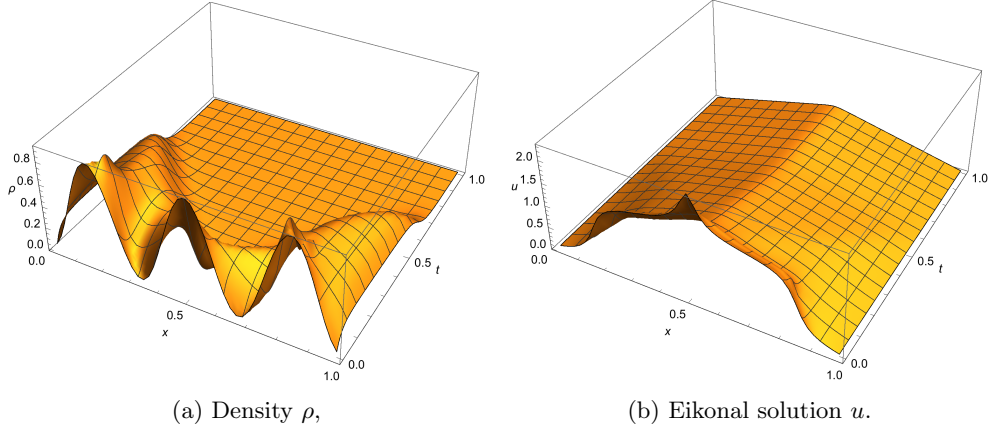


Fig. 6: Numerical example 1.

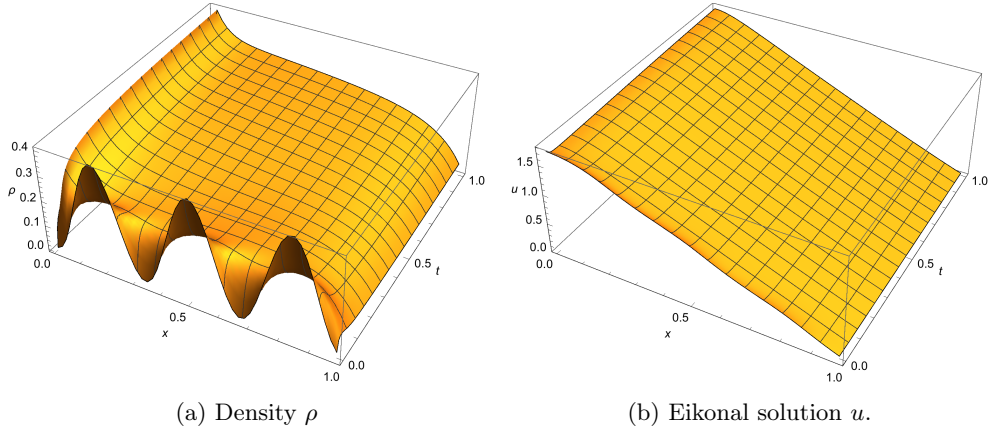


Fig. 7: Numerical example 2.

7.2 Example 2

The second example is the flow problem for

$$\begin{cases} \rho(1, t) = 0, \\ \rho(x, 0) = 0.4 \sin^2(3\pi x), \\ u(x, 1) = 0. \end{cases}$$

In addition, at $x = 0$, we impose for ρ a flow-one condition:

$$\rho(1 - \rho)^2 Du + \varepsilon \rho_x = 1,$$

and, at $x = 0$, we impose reflecting boundary condition for u . Here, we use a higher viscosity, $\varepsilon = 0.1$ and present our results in Figure 7.

8 Conclusions

Here, we develop new a priori estimates for the Hughes model, which are an important step in understanding the wellposedness of the system for $\varepsilon > 0$.

Next, we use radial solutions to prove the existence of shocks in dimension greater than one. Consequently, the Hughes model without viscosity may fail to have smooth solutions.

Then, we uncover a new mechanism for the breakdown of classical solutions in the fixed current problem. Here, the critical density is reached without loss of regularity in ρ .

Moreover, we examine the dependence of the critical current on the viscosity, and we present numerical evidence for the existence of a long-term limit.

Finally, we describe a new method for the approximation of the Hughes model. Our method combines, in a novel way, monotone schemes for Hamilton-Jacobi equations with the adjoint structure of the Fokker-Planck equation, and applies to a wide range of related problems.

References

- [1] Debora Amadori and M. Di Francesco. The one-dimensional Hughes model for pedestrian flow: Riemann-type solutions. *Acta Math. Sci. Ser. B Engl. Ed.*, 32(1):259–280, 2012.
- [2] Debora Amadori, Paola Goatin, and Massimiliano D. Rosini. Existence results for Hughes’ model for pedestrian flows. *J. Math. Anal. Appl.*, 420(1):387–406, 2014.
- [3] M. Burger, Marco Di Francesco, Peter A. Markowich, and Marie-Therese Wolfram. On a mean field game optimal control approach modeling fast exit scenarios in human crowds. *preprint*, 2013.
- [4] E. Carlini, A. Festa, F. J. Silva, and M.-T. Wolfram. A Semi-Lagrangian scheme for a modified version of the Hughes model for pedestrian flow. *ArXiv e-prints*, January 2016.
- [5] Jose A. Carrillo, Stephan Martin, and Marie-Therese Wolfram. An improved version of the Hughes model for pedestrian flow. *Math. Models Methods Appl. Sci.*, 26(4):671–697, 2016.
- [6] M. Di Francesco, S. Fagioli, M. D. Rosini, and G. Russo. Deterministic particle approximation of the Hughes model in one space dimension. *ArXiv e-prints*, February 2016.
- [7] Marco Di Francesco, Peter A. Markowich, Jan-Frederik Pietschmann, and Marie-Therese Wolfram. On the Hughes’ model for pedestrian flow: the one-dimensional case. *J. Differential Equations*, 250(3):1334–1362, 2011.
- [8] Nader El-Khatib, Paola Goatin, and Massimiliano D. Rosini. On entropy weak solutions of Hughes’ model for pedestrian motion. *Z. Angew. Math. Phys.*, 64(2):223–251, 2013.
- [9] Paola Goatin and Matthias Mimault. The wave-front tracking algorithm for Hughes’ model of pedestrian motion. *SIAM J. Sci. Comput.*, 35(3):B606–B622, 2013.
- [10] Diogo A. Gomes and João Saúde. Mean field games models—a brief survey. *Dyn. Games Appl.*, 4(2):110–154, 2014.
- [11] Roger L. Hughes. A continuum theory for the flow of pedestrians. *Transportation Research Part B*, pages 507–535, 2002.
- [12] Filippo Santambrogio. A modest proposal for MFG with density constraints. *Netw. Heterog. Media*, 7(2):337–347, 2012.