

# Matrix geometric approach for random walks: stability condition and equilibrium distribution

Stella Kapodistria\*

Zbigniew Palmowski †

March 12, 2019

## Abstract

**Abstract**  
(to be published in the Journal of Applied Probability)  
The objective of this work is to demonstrate how to obtain the stability condition and the equilibrium distribution of the state of a two-dimensional homogeneous nearest neighbor (simple) random walk restricted on the lattice using its underlying Quasi-Birth-Death (QBD) structure and the matrix geometric approach. This type of random walk can be modeled as a QBD process with the characteristic that both the levels and the phases are countably infinite. Then, based on the matrix geometric approach, if  $\boldsymbol{\pi}_n = (\pi_{n,0} \ \pi_{n,1} \ \dots)$  denotes the vector of the equilibrium distribution at level  $n$ ,  $n = 0, 1, \dots$ , it is known that  $\boldsymbol{\pi}_{n+1} = \boldsymbol{\pi}_n \mathbf{R}$ ,  $n \geq 1$ . This is a very well known result, but the complexity of the solution lies in the calculation of the infinite dimension matrix  $\mathbf{R}$ . In this manuscript, the authors develop a new methodological approach for the calculation of the eigenvalues and eigenvectors of matrix  $\mathbf{R}$ . Moreover, this approach can be numerically used for the approximation of the matrix  $\mathbf{R}$  by considering spectral truncation instead of the usual state space truncation.

**Key words:** Quasi-Birth-Death process, matrix geometric approach, spectral truncation

**Keywords:** Quasi-Birth-Death process, matrix geometric approach, spectral truncation

**MSC:** 60K15, 60J15, 60J27

## 1 Introduction

The objective of this work is to demonstrate how to obtain the stability condition and the equilibrium distribution of the state of a two-dimensional homogeneous nearest neighbor (simple) random walk restricted on the lattice using its underlying Quasi-Birth-Death (QBD) structure and the matrix geometric approach. This type of random walk can be modeled as a QBD process with the characteristic that both the levels and the phases are countably infinite. Then, based on the matrix geometric approach, if  $\boldsymbol{\pi}_n = (\pi_{n,0} \ \pi_{n,1} \ \dots)$  denotes the vector of the equilibrium distribution at level  $n$ ,  $n = 0, 1, \dots$ , it is known that  $\boldsymbol{\pi}_{n+1} = \boldsymbol{\pi}_n \mathbf{R}$ ,  $n \geq 1$ . This is a very well known result, but the complexity of the solution lies in the calculation of the infinite dimension matrix  $\mathbf{R}$ . In this manuscript, the authors develop a new methodological approach for the calculation of the eigenvalues and eigenvectors of matrix  $\mathbf{R}$ . Moreover, this approach can be numerically used for the approximation of the matrix  $\mathbf{R}$  by considering spectral truncation instead of the usual state space truncation.

---

\*Department of Mathematics and Computer Science, Eindhoven University of Technology, P.O. Box 513, 5600 MB Eindhoven, The Netherlands, E-mail: s.kapodistria@tue.nl

†Faculty of Pure and Applied Mathematics, Wrocław University of Science and Technology, Wyb. Wyspiańskiego 27, 50-370 Wrocław, Poland, E-mail: zbigniew.palmowski@gmail.com

## 1.1 Background

Consider a QBD with finite phases, say  $m < \infty$ . The stability condition (sufficient and necessary condition) of such a QBD, see [14, Theorem 1.7.1], can be obtained by the drift condition

$$\mathbf{x}' \mathbf{A}_1 \mathbf{1} < \mathbf{x}' \mathbf{A}_{-1} \mathbf{1},$$

with  $\mathbf{A}_1, \mathbf{A}_0, \mathbf{A}_{-1}$  the transition  $m \times m$  rate matrices capturing the rates to a higher level, within the same level and to a lower level, respectively, and  $\mathbf{x}'$  a row vector obtained as the unique solution to  $\mathbf{x}'(\mathbf{A}_1 + \mathbf{A}_0 + \mathbf{A}_{-1}) = 0$  such that  $\mathbf{x}' \mathbf{1} = 1$ , with  $\mathbf{1}$  a column vector of ones.

The equilibrium distribution of the QBD can be obtained as

$$\boldsymbol{\pi}_{n+1} = \boldsymbol{\pi}_n \mathbf{R}, \quad n = 0, 1, \dots,$$

with  $\boldsymbol{\pi}_n = (\pi_{n,0} \ \pi_{n,1} \ \dots)$ . If the rate matrix  $\mathbf{R}$  is diagonalizable, then the equilibrium distribution can be written as

$$\boldsymbol{\pi}_n = \sum_{k=1}^m \mathbf{h}_k \alpha_k^n, \quad n = 0, 1, \dots, \quad (1)$$

where  $\mathbf{h}_k$  are the eigenvectors of matrix  $\mathbf{R}$  and  $\alpha_k$  are the right eigenvalues of  $\mathbf{R}$ . The above result is based on the analysis presented in [14, Section 1.6] and the references therein. Most typically, further analysis is restricted to the case the roots  $\alpha_k$  are simple. In such a case, the vectors  $\mathbf{h}_k$  are then determined up to a multiplicative constant.

In this paper, we describe how to extend the drift condition to the case of random walks on the lattice and how to obtain the eigenvalues and the eigenvectors of the rate matrix for infinite “diagonalizable” matrices (spectral theory). More concretely, we restrict our analysis to random walks whose invariant measures can be viewed as a series extension of Equation (1) and our goal is to identify as well as calculate in the infinite dimension case the eigenvalues and the eigenvectors, see Theorem 5.1.

## 1.2 Stability condition and invariant measure assumptions

As a first step and for illustration purposes, as well as for reasons of simplicity, we restrict our analysis to random walks whose equilibrium distribution away from the origin  $(0, 0)$  can be written as a series (finite or infinite) of product-forms. In particular, under the following necessary conditions, referred to as *conditions for meromorphicity*, cf. [1, 4, 5],

- Step size: Only transitions to neighboring states are allowed;
- Forbidden steps: No transitions from interior states to the North, North-East, and East are allowed;
- Homogeneity: All transitions in the same direction occur according to the same rate;

the invariant measure of the simple random walk restricted on the lattice can be written as a series of product-forms for all states  $n, m > 0$ , say

$$\pi_{n,m} = \sum_{k=0}^{\infty} \tilde{c}_k \tilde{\alpha}_k^n \tilde{\beta}_k^m, \quad n, m > 0, \quad (2)$$

cf. [1]. Note that the above conditions do not necessarily imply that the transitions on the boundaries are identical to the transitions in the interior, thus we allow for  $\pi_{0,m}$  and  $\pi_{n,0}$  to exhibit a slightly different structural pattern, i.e.

$$\pi_{n,0} = \sum_{k=0}^{\infty} \tilde{e}_k \tilde{\alpha}_k^n, \quad n > 0, \quad (3)$$

$$\pi_{0,m} = \sum_{k=0}^{\infty} \tilde{d}_k \tilde{\beta}_k^m, \quad m > 0, \quad (4)$$

while  $\pi_{0,0}$  can be obtained as a function of (2)-(4) by solving the system of equilibrium equations at the origin. Some examples of queueing systems that satisfy the above conditions are the  $2 \times 2$  switch and the join the shortest queue, see e.g., [2] and the references therein. Also, it is notable that the conditions for meromorphicity are not sufficient for a random walk to have an equilibrium distribution in the form of a series of product-forms, e.g. two-node Jackson networks although violate the above conditions have equilibrium distributions with a product-form representation.

In this manuscript, the authors generalize the QBD drift conditions for random walks in the lattice and illustrate the connection between the form of the equilibrium distribution depicted in Equation (2) and the derivation of the eigenvalues and eigenvectors of the infinite matrix  $\mathbf{R}$ . Moreover, this work sets the groundwork for the probabilistic interpretation of the terms  $\alpha$  and  $\beta$  appearing in the series of product-forms.

The paper is organized as follows: in Section 2 the model is described and in Section 3 the stability condition is derived. In Section 4 the three relevant methods for the calculation of the equilibrium distribution are sketched; more concretely, the matrix geometric approach is presented in Section 4.1, the compensation approach in Section 4.2 and the boundary value problem method in Section 4.3. In Section 5 the derivations for the calculations of the terms involved in the equilibrium distribution representation are presented and in Section 4.1 the eigenvalues and the eigenvectors of matrix  $\mathbf{R}$  are derived. Finally, in Section 5 conclusions and future work is discussed.

## 2 Model description

To investigate the scope of applicability of the method described in this manuscript we study a class of Markov processes on the lattice in the positive quadrant of  $\mathbb{R}^2$ . We consider random walks (processes) for which the transition rates are constant, i.e. do not depend on the state, and we further assume that transitions are restricted to neighboring states. The transition rates are depicted in Figure 1.

### 2.1 QBD structure

For the model described in the section above, we can define either  $n$  to be the *level* and  $m$  the *phase* or the reverse, i.e.  $m$  to be the *level* and  $n$  the *phase*. For the derivation of the stability condition this flexibility will prove valuable, while in the case of the calculation of the equilibrium distribution it is crucial which dimension plays the role of the level. To this purpose, we provide two generator representations, the first say  $\mathbf{G}^H$ , corresponds to the case where  $n$  is chosen as the *level*, while the second  $\mathbf{G}^V$ , corresponds to the case where  $m$  is chosen as

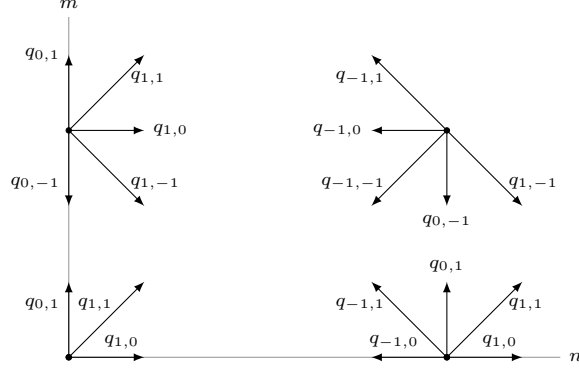


Figure 1: Transition rate diagram of the homogeneous simple random walk on the state space  $(n, m)$  with no transitions in the interior to the North, North-East, and East. Only the transitions at a few selected states are depicted as an indication.

the *level*. The generators (depending of the choice of the level) of the random walk can be written as follows

$$\mathbf{G}^H = \begin{bmatrix} \tilde{\mathbf{A}}_0^H & \tilde{\mathbf{A}}_1^H & 0 & 0 & \cdots \\ \mathbf{A}_{-1}^H & \mathbf{A}_0^H & \mathbf{A}_1^H & 0 & \cdots \\ 0 & \mathbf{A}_{-1}^H & \mathbf{A}_0^H & \mathbf{A}_1^H & \cdots \\ 0 & 0 & \mathbf{A}_{-1}^H & \mathbf{A}_0^H & \cdots \\ \vdots & \vdots & \vdots & \vdots & \ddots \end{bmatrix} \text{ and } \mathbf{G}^V = \begin{bmatrix} \tilde{\mathbf{A}}_0^V & \tilde{\mathbf{A}}_1^V & 0 & 0 & \cdots \\ \mathbf{A}_{-1}^V & \mathbf{A}_0^V & \mathbf{A}_1^V & 0 & \cdots \\ 0 & \mathbf{A}_{-1}^V & \mathbf{A}_0^V & \mathbf{A}_1^V & \cdots \\ 0 & 0 & \mathbf{A}_{-1}^V & \mathbf{A}_0^V & \cdots \\ \vdots & \vdots & \vdots & \vdots & \ddots \end{bmatrix} \quad (5)$$

with

$$\mathbf{A}_{-1}^H = \begin{bmatrix} q_{-1,0} & q_{-1,1} & 0 & 0 & \cdots \\ q_{-1,-1} & q_{-1,0} & q_{-1,1} & 0 & \cdots \\ 0 & q_{-1,-1} & q_{-1,0} & q_{-1,1} & \cdots \\ 0 & 0 & q_{-1,-1} & q_{-1,0} & \cdots \\ \vdots & \vdots & \vdots & \vdots & \ddots \end{bmatrix} \text{ and } \mathbf{A}_{-1}^V = \begin{bmatrix} q_{0,-1} & q_{1,-1} & 0 & 0 & \cdots \\ q_{-1,-1} & q_{0,-1} & q_{1,-1} & 0 & \cdots \\ 0 & q_{-1,-1} & q_{0,-1} & q_{1,-1} & \cdots \\ 0 & 0 & q_{-1,-1} & q_{0,-1} & \cdots \\ \vdots & \vdots & \vdots & \vdots & \ddots \end{bmatrix}$$

$$\mathbf{A}_0^H = \begin{bmatrix} -q_0^H & q_{0,1} & 0 & 0 & \cdots \\ q_{0,-1} & -q & 0 & 0 & \cdots \\ 0 & q_{0,-1} & -q & 0 & \cdots \\ 0 & 0 & q_{0,-1} & -q & \cdots \\ \vdots & \vdots & \vdots & \vdots & \ddots \end{bmatrix} \text{ and } \mathbf{A}_0^V = \begin{bmatrix} -q_0^V & q_{1,0} & 0 & 0 & \cdots \\ q_{-1,0} & -q & 0 & 0 & \cdots \\ 0 & q_{-1,0} & -q & 0 & \cdots \\ 0 & 0 & q_{-1,0} & -q & \cdots \\ \vdots & \vdots & \vdots & \vdots & \ddots \end{bmatrix}$$

$$\mathbf{A}_1^H = \begin{bmatrix} q_{1,0} & q_{1,1} & 0 & 0 & \cdots \\ q_{1,-1} & 0 & 0 & 0 & \cdots \\ 0 & q_{1,-1} & 0 & 0 & \cdots \\ 0 & 0 & q_{1,-1} & 0 & \cdots \\ \vdots & \vdots & \vdots & \vdots & \ddots \end{bmatrix} \text{ and } \mathbf{A}_1^V = \begin{bmatrix} q_{0,1} & q_{1,1} & 0 & 0 & \cdots \\ q_{-1,1} & 0 & 0 & 0 & \cdots \\ 0 & q_{-1,1} & 0 & 0 & \cdots \\ 0 & 0 & q_{-1,1} & 0 & \cdots \\ \vdots & \vdots & \vdots & \vdots & \ddots \end{bmatrix}$$

$$\tilde{\mathbf{A}}_1^H = \begin{bmatrix} q_{1,0} & q_{1,1} & 0 & 0 & \cdots \\ q_{1,-1} & q_{1,0} & q_{1,1} & 0 & \cdots \\ 0 & q_{1,-1} & q_{1,0} & q_{1,1} & \cdots \\ 0 & 0 & q_{1,-1} & q_{1,0} & \cdots \\ \vdots & \vdots & \vdots & \vdots & \ddots \end{bmatrix} \text{ and } \tilde{\mathbf{A}}_1^V = \begin{bmatrix} q_{0,1} & q_{1,1} & 0 & 0 & \cdots \\ q_{-1,1} & q_{0,1} & q_{1,1} & 0 & \cdots \\ 0 & q_{-1,1} & q_{0,1} & q_{1,1} & \cdots \\ 0 & 0 & q_{-1,1} & q_{0,1} & \cdots \\ \vdots & \vdots & \vdots & \vdots & \ddots \end{bmatrix}$$

$$\tilde{\mathbf{A}}_0 = \begin{bmatrix} -\tilde{q}_0 & q_{0,1} & 0 & 0 & \cdots \\ q_{0,-1} & -\tilde{q}^H & q_{0,1} & 0 & \cdots \\ 0 & q_{0,-1} & -\tilde{q}^H & q_{0,1} & \cdots \\ 0 & 0 & q_{0,-1} & -\tilde{q}^H & \cdots \\ \vdots & \vdots & \vdots & \vdots & \ddots \end{bmatrix} \text{ and } \tilde{\mathbf{A}}_0 = \begin{bmatrix} -\tilde{q}_0 & q_{1,0} & 0 & 0 & \cdots \\ q_{-1,0} & -\tilde{q}^V & q_{1,0} & 0 & \cdots \\ 0 & q_{-1,0} & -\tilde{q}^V & q_{1,0} & \cdots \\ 0 & 0 & q_{-1,0} & -\tilde{q}^V & \cdots \\ \vdots & \vdots & \vdots & \vdots & \ddots \end{bmatrix}$$

with  $q_0^H = q_{1,0} + q_{1,1} + q_{0,1} + q_{-1,1} + q_{-1,0}$ ,  $q = q_{-1,1} + q_{-1,0} + q_{-1,-1} + q_{0,-1} + q_{1,-1}$ ,  $\tilde{q}_0 = q_{1,0} + q_{1,1} + q_{0,1}$  and  $\tilde{q}^H = q_{0,-1} + q_{1,-1} + q_{1,0} + q_{1,1} + q_{0,1}$ , and  $q_0^V = q_{1,0} + q_{1,1} + q_{0,1} + q_{1,-1} + q_{0,-1}$ , and  $\tilde{q}^V = q_{-1,0} + q_{-1,1} + q_{1,0} + q_{1,1} + q_{0,1}$ .

### 3 Stability condition

In this section, we demonstrate how to extend the stability condition described on page 2 in the case  $m = \infty$ . In particular, we prove in the next theorem an equivalent sufficient and necessary stability condition in the case of infinite phases. Our proof relies on connecting the QBD drift condition derived by Neuts with the known drift condition for nearest neighbor random walks presented in [9, Theorem 1.2.1]. To this purpose, we consider the following assumptions.

- Assumptions 3.1.** *i) Non-zero rate to the South:  $q_{-1,-1} + q_{0,-1} + q_{1,-1} > 0$ ;*  
*ii) Non-zero rate to the West:  $q_{-1,-1} + q_{-1,0} + q_{-1,1} > 0$ ;*  
*iii) Non-zero rate out of state:  $q_{0,1} + q_{1,1} + q_{1,0} > 0$ .*

These assumptions are needed for the random walk to not exhibit a trivial behavior.

**Theorem 3.1.** *The nearest neighbor random walk with generator matrices  $\mathbf{G}^H$  or  $\mathbf{G}^V$ , see (5), is ergodic if and only if, all four conditions below hold:*

- i) the continuous time Markov chain with generator  $\mathbf{A}^H = \mathbf{A}_{-1}^H + \mathbf{A}_0^H + \mathbf{A}_1^H$  is ergodic;*

*ii) and*

$$\mathbf{x}^H \mathbf{A}_1^H \mathbf{1} < \mathbf{x}^H \mathbf{A}_{-1}^H \mathbf{1},$$

*with  $\mathbf{x}^H$  the unique solution to  $\mathbf{x}^H \mathbf{A}^H = 0$  such that  $\mathbf{x}^H \mathbf{1} = 1$ , where  $\mathbf{1}$  a column vector of ones;*

- iii) the continuous time Markov chain with generator  $\mathbf{A}^V = \mathbf{A}_{-1}^V + \mathbf{A}_0^V + \mathbf{A}_1^V$  is ergodic;*

*iv) and*

$$\mathbf{x}^V \mathbf{A}_1^V \mathbf{1} < \mathbf{x}^V \mathbf{A}_{-1}^V \mathbf{1},$$

*with  $\mathbf{x}^V$  the unique solution to  $\mathbf{x}^V \mathbf{A}^V = 0$  such that  $\mathbf{x}^V \mathbf{1} = 1$ , where  $\mathbf{1}$  a column vector of ones.*

**Remark 3.1.** For the random walk at hand  $\mathbf{x}^H$  corresponds to the vector of the invariant measure of a Birth-Death process with birth rates  $\lambda_0^H = q_{-1,1} + q_{0,1} + q_{1,1}$ ,  $\lambda_n^H = q_{-1,1}$ ,  $n \geq 1$ , and death rates  $\mu_n^H = q_{-1,-1} + q_{0,-1} + q_{1,-1}$ ,  $n \geq 1$ . So assertion (i) of Theorem 3.1 can be simplified to  $q_{-1,1} < q_{-1,-1} + q_{0,-1} + q_{1,-1}$ . Equivalently,  $\mathbf{x}^V$  corresponds to the vector of the invariant measure of a Birth-Death process with birth rates  $\lambda_0^V = q_{1,-1} + q_{1,0} + q_{1,1}$ ,  $\lambda_n^V = q_{1,-1}$ ,  $n \geq 1$ , and death rates  $\mu_n^V = q_{-1,-1} + q_{-1,0} + q_{-1,1}$ ,  $n \geq 1$ . So assertion (iii) of Theorem 3.1 can be simplified to  $q_{1,-1} < q_{-1,-1} + q_{-1,0} + q_{-1,1}$ .

*Proof (Theorem 3.1).* For the proof of the Theorem at hand we will first consider the embedded discrete time Markov chain (DTMC) and then use the drift conditions for random walks presented in [9, Theorem 1.2.1]. For the conversion of the random walk in the quadrant depicted in Figure 1 to a DTMC, we simply need to consider the following transition probabilities

$$p_{(n,m),(n',m')} = \frac{q_{(n,m),(n',m')}}{\sum_{n',m' \geq 0} q_{(n,m),(n',m')}} , \quad n, m, n', m' \geq 0, \quad (6)$$

where  $q_{(n,m),(n',m')}$  denotes the transition rates from state  $(n, m)$  to state  $(n', m')$  for all states in the state space  $\mathbb{Z}_+^2$ .

For the discrete time random walk the statement of [9, Theorem 1.2.1] reads as follows:

**Theorem 3.2** (Theorem 1.2.1 [9]). *For a homogeneous nearest neighbor random walk, let*

$$\begin{aligned} \mathbf{M} &= (M_x, M_y) = \left( \sum_{n',m' \geq 0} p_{(n,m),(n',m')}, \sum_{n',m' \geq 0} p_{(n,m),(n',m')} \right), \quad n, m > 0; \\ \mathbf{M}' &= (M'_x, M'_y) = \left( \sum_{n',m' \geq 0} p_{(n,0),(n',m')}, \sum_{n',m' \geq 0} p_{(n,0),(n',m')} \right), \quad n > 0; \\ \mathbf{M}'' &= (M''_x, M''_y) = \left( \sum_{n',m' \geq 0} p_{(0,m),(n',m')}, \sum_{n',m' \geq 0} p_{(0,m),(n',m')} \right), \quad m > 0. \end{aligned}$$

*Then, when,  $\mathbf{M} \neq 0$ , the homogeneous nearest neighbor random walk is ergodic if and only if, one of the following three conditions holds:*

- i)  $M_x < 0$ ,  $M_y < 0$ ,  $M_x M'_y - M_y M'_x < 0$ , and  $M_y M''_x - M_x M''_y < 0$ ;
- ii)  $M_x < 0$ ,  $M_y \geq 0$ , and  $M_y M''_x - M_x M''_y < 0$ ;
- i)  $M_x \geq 0$ ,  $M_y < 0$ , and  $M_x M'_y - M_y M'_x < 0$ .

More concretely, in our case we have

$$M_x < 0 \Leftrightarrow q_{-1,1} < q_{-1,-1} + q_{0,-1} + q_{1,-1}, \quad (7)$$

$$M_y < 0 \Leftrightarrow q_{1,-1} < q_{-1,-1} + q_{-1,0} + q_{-1,1}, \quad (8)$$

$$\begin{aligned} M_x M'_y - M_y M'_x < 0 \Leftrightarrow [q_{1,-1} - (q_{-1,-1} + q_{-1,0} + q_{-1,1})] (q_{-1,1} + q_{0,1} + q_{1,1}) < \\ [q_{-1,1} - (q_{-1,-1} + q_{0,-1} + q_{1,-1})] (q_{-1,0} + q_{1,1} - q_{-1,1} - q_{-1,0}), \quad (9) \end{aligned}$$

$$\begin{aligned} M_y M''_x - M_x M''_y < 0 \Leftrightarrow [q_{-1,1} - (q_{-1,-1} + q_{0,-1} + q_{1,-1})] (q_{1,-1} + q_{1,0} + q_{1,1}) < \\ [q_{1,-1} - (q_{-1,-1} + q_{-1,0} + q_{-1,1})] (q_{0,-1} + q_{1,1} - q_{1,-1} - q_{0,-1}). \quad (10) \end{aligned}$$

Similarly, after straightforward calculations of the four conditions of Theorem 3.1 we can easily see that these four quantities match exactly the four drift conditions calculated in (7)-(10), which concludes the proof of the Theorem.  $\square$

**Remark 3.2.** *Theorem 3.1 can be also extended, in a similar manner, to the case of nearest neighbor random walks with transitions to the North, North-East and East in the interior, as well as in the case where the transition rates on the boundaries are different from the ones in the interior.*

## 4 Equilibrium analysis: Related work

### 4.1 Matrix geometric approach

Let  $\pi_{n,m}$ ,  $n, m \geq 0$  denote the equilibrium distribution of the QBD process. Then, if  $\boldsymbol{\pi}_n = (\pi_{n,0} \ \pi_{n,1} \ \cdots)$  denotes the equilibrium vector of level  $n$ ,  $n = 0, 1, \dots$ , it is known that

$$\boldsymbol{\pi}_{n+1} = \boldsymbol{\pi}_n \mathbf{R}, \quad (11)$$

where the infinite dimensional matrix  $\mathbf{R}$  is obtained as the minimal non-negative solution to the matrix quadratic equation

$$\mathbf{A}_1^H + \mathbf{R}\mathbf{A}_0^H + \mathbf{R}^2\mathbf{A}_{-1}^H = 0,$$

cf. [14]. Solving this last equation in terms of  $\mathbf{R}$  we obtain recursively the equilibrium vector as  $\boldsymbol{\pi}_n = \boldsymbol{\pi}_1 \mathbf{R}^{n-1}$ ,  $n \geq 1$ , in terms of the matrix  $\mathbf{R}$  and the vector of the equilibrium distribution corresponding to level 1. However, the structure of the random walk is overly generic and thus does not permit the calculation of the infinite matrix  $\mathbf{R}$ . This will be achieved by combining the two other approaches used in the analysis of random walks on the lattice: the compensation approach and the boundary value problem method.

### 4.2 Compensation approach

*The compensation approach* is developed by Adan et al. in a series of papers [1, 2, 3] and aims at a direct solution for the sub-class of two-dimensional random walks on the lattice of the first quadrant that obey the conditions for meromorphicity. The compensation approach can also be effectively used in cases that the random walk at hand does not satisfy the aforementioned conditions, but the equilibrium distribution still can be written in the form of series of product-forms. This is due to the fact that this approach exploits the structure of the equilibrium equations in the interior of the quarter plane by imposing that linear (finite or infinite) combinations of product-forms satisfy them. This leads to a kernel equation for the terms appearing in the product-forms. Then, it is required that these linear combinations satisfy the equilibrium equations on the boundaries as well. As it turns out, this can be done by alternatingly compensating for the errors on the two boundaries, which eventually leads to a (potentially) infinite series of product-forms.

For the model described in Section 2 one can easily show, cf. [1], that

**Step 1:**  $\pi_{n,m} = \tilde{\alpha}^n \tilde{\beta}^m$ ,  $m, n > 0$ , is a solution to the equilibrium equations in the interior if and only if  $\tilde{\alpha}$  and  $\tilde{\beta}$  satisfy the following kernel equation

$$\begin{aligned} \tilde{\alpha}\tilde{\beta}(q_{-1,1} + q_{1,-1} + q_{0,-1} + q_{-1,-1} + q_{-1,0}) = \\ \tilde{\alpha}^2 q_{-1,1} + \tilde{\beta}^2 q_{1,-1} + \tilde{\alpha}\tilde{\beta}^2 q_{0,-1} + \tilde{\alpha}^2 \tilde{\beta}^2 q_{-1,-1} + \tilde{\alpha}^2 \tilde{\beta} q_{-1,0}. \end{aligned} \quad (12)$$

**Step 2:** Consider a product-form  $c_0 \tilde{\alpha}_0^n \tilde{\beta}_0^m$  that satisfies the kernel equation (12) and also satisfies the equilibrium equations of the horizontal boundary. Without loss of generality we can assume that  $c_0 = 1$ . If the product-form  $c_0 \tilde{\alpha}_0^n \tilde{\beta}_0^m$  also satisfies the equilibrium equations of the vertical boundary then this constitutes

the solution of the equilibrium equations up to a multiplicative constant that can be obtained using the normalizing equation. Otherwise, consider a linear combination of two product-forms, say  $\tilde{\alpha}_0^n \tilde{\beta}_0^m + c_1 \tilde{\alpha}_1^n \tilde{\beta}_1^m$ ,  $m, n > 0$ , such that this combination satisfies now the equilibrium equations of the vertical boundary. For this to happen it must be that  $\tilde{\beta}_1 = \tilde{\beta}_0$  and that  $\tilde{\alpha}_1$  satisfies the kernel equation (12) for  $\tilde{\beta} = \tilde{\beta}_0$ .

**Step 3:** Finally, as long as our expression of linear combinations of product-forms violates one of the two equilibrium equations on the boundary, we continue by adding new product-form terms satisfying the kernel equation (12). This will eventually lead to Equations (2)-(4). Of course, one still needs to show that the series expression of Equations (2)-(4) converge for all  $n, m \geq 0$ .

### 4.3 Boundary value problem method

The *boundary value problem method* is an analytic method which is applicable to some two-dimensional random walks restricted to the first quadrant. The bivariate probability generating function (PGF), say

$$\Pi(x, y) = \sum_{n=0}^{\infty} \sum_{m=0}^{\infty} \pi_{n,m} x^n y^m, \quad |x|, |y| \leq 1,$$

of the position of a homogeneous nearest neighbor random walk satisfies a functional equation of the form

$$K(x, y)\Pi(x, y) + A(x, y)\Pi(x, 0) + B(x, y)\Pi(0, y) + C(x, y)\Pi(0, 0) = 0, \quad (13)$$

with  $K(x, y)$ ,  $A(x, y)$ ,  $B(x, y)$  and  $C(x, y)$  known bivariate polynomials in  $x$  and  $y$ , depending only on the parameters of the random walk. In particular,

$$\begin{aligned} K(x, y) &= xy \left( \sum_{s=-1}^1 \sum_{t=-1}^1 x^s y^t q_{s,t} - q_0^H \right) \\ &= y^2 q_{-1,1} + x^2 q_{1,-1} + xq_{0,-1} + q_{-1,-1} + yq_{-1,0} - xy(q_{-1,1} + q_{1,-1} + q_{0,-1} + q_{-1,-1} + q_{-1,0}), \\ A(x, y) &= -xy \left( \sum_{s=-1}^1 x^s q_{s,0} + y^{-1} \sum_{s=-1}^1 x^s q_{s,-1} - \tilde{q}^V \right), \\ B(x, y) &= -xy \left( \sum_{t=-1}^1 y^t q_{0,t} + x^{-1} \sum_{t=-1}^1 y^t q_{-1,t} - \tilde{q}^H \right), \end{aligned}$$

and hence  $K(1/\tilde{\alpha}, 1/\tilde{\beta}) = 0$  reduces to exactly Equation (12). Furthermore,  $A(1/\tilde{\alpha}, 1/\tilde{\beta}) = 0$  reduces to exactly the balance equations for the horizontal boundary and  $B(1/\tilde{\alpha}, 1/\tilde{\beta}) = 0$  reduces to exactly the balance equations for the vertical boundary satisfied by a product-form solution, i.e.  $\pi_{n,m} = \alpha^n \beta^m$ ,  $n, m \geq 0$ .

The boundary value problem method consists of the following steps:

- i) First, define the zero tuples  $(x, y)$  such that  $K(x, y) = 0$ ,  $|x|, |y| < 1$ .
- ii) Then, along the curve  $K(x, y) = 0$  (and provided that  $\Pi(x, y)$  is defined on this curve), Equation (13) reads

$$A(x, y)\Pi(x, 0) + B(x, y)\Pi(0, y) + C(x, y)\Pi(0, 0) = 0. \quad (14)$$

- iii) Finally, in some instances, Equation (14) can be solved as a Riemann (Hilbert) boundary value problem.



Malyshev pioneered this approach of transforming the functional equation to a boundary value problem in the 1970's. The idea to reduce the functional equation for the generating function to a standard Riemann-Hilbert boundary value problem stems from the work of Fayolle and Iasnogorodski [8] on two parallel M/M/1 queues with coupled processors (the service speed of a server depends on whether or not the other server is busy). Extensive treatments of the boundary value technique for functional equations can be found in Cohen and Boxma [7, Part II] and Fayolle, Iasnogorodski and Malyshev [9]. The model depicted in Figure 1 can be analyzed by the approach developed by Fayolle and Iasnogorodski [8, 9] and Cohen and Boxma [7], however this approach does not lead to the direct determination of the equilibrium distribution, since it requires inverting the PGF, and the existing numerical approaches for this method are oftentimes tedious and case specific.

## 5 Equilibrium distribution analysis

In this paper, we connect for the first time the three approaches: the matrix geometric approach, the compensation approach and the boundary value problem method. We will demonstrate now how to easily compute recursively these  $\tilde{\alpha}$ 's and  $\tilde{\beta}$ 's.

**Step 1:** Rewrite the PGF as

$$\begin{aligned}\Pi(x, y) &= \sum_{n=0}^{\infty} x^n \pi_n (1 \ y \ y^2 \ \dots)^T \\ &= \pi_0 (1 \ y \ y^2 \ \dots)^T + \sum_{n=1}^{\infty} x^n \pi_1 \mathbf{R}^{n-1} (1 \ y \ y^2 \ \dots)^T \\ &= \pi_0 (1 \ y \ y^2 \ \dots)^T + \pi_1 (x^{-1} \mathbf{I} - \mathbf{R})^{-1} (1 \ y \ y^2 \ \dots)^T.\end{aligned}\quad (15)$$

In the last equation the term  $(x^{-1} \mathbf{I} - \mathbf{R})^{-1}$  should be interpreted as an operator instead of the inverse of a matrix. Then, Equation (13) reduces to

$$\begin{aligned}\pi_1 (x^{-1} \mathbf{I} - \mathbf{R})^{-1} &\left( K(x, y) (1 \ y \ y^2 \ \dots)^T + A(x, y) (1 \ 0 \ 0 \ \dots)^T \right) \\ &= -\pi_0 \left( (K(x, y) + B(x, y)) (1 \ y \ y^2 \ \dots)^T + (A(x, y) + C(x, y)) (1 \ 0 \ 0 \ \dots)^T \right).\end{aligned}\quad (16)$$

Note that due to (2) we can meromorphically continue the PGF on the entire complex domain, i.e. the PGF is holomorphic on the entire complex domain except for a set of isolated points (the poles of the function)  $x^{-1} = \tilde{\alpha}_k$  and  $y^{-1} = \tilde{\beta}_k$ ,  $k \geq 0$ . More concretely, it can be shown that these PGFs are meromorphic functions, i.e., they have a finite number of poles in every finite domain, cf. [6].

**Step 2:** For the isolated point  $x^{-1} = \tilde{\alpha}_0$  the right hand side of (16) is well defined, which implies that

$$K(x, y) (1 \ y \ y^2 \ \dots)^T + A(x, y) (1 \ 0 \ 0 \ \dots)^T = 0,$$

or equivalently that  $K(x, y) = 0$  and  $A(x, y) = 0$ . This reveals the starting solution  $\tilde{\alpha}_0$ , with  $|\tilde{\alpha}_0| < 1$  for the iterative calculation of the sequences  $\{\tilde{\alpha}_k\}_{k \geq 0}$  and  $\{\tilde{\beta}_k\}_{k \geq 0}$ .

The existence of the solution  $\tilde{\alpha}_0$  inside the unit disk is proved in [1, Theorem 2.19] by considering a random walk that exhibits the same behavior in the interior and the horizontal boundary, see [1, Figure 2.5, page 41]. More concretely, under Assumptions 3.1 and the stability condition, it is proven in [1, Theorem 2.19] that:

- i) if  $q_{1,1} > 0$ , then there are two feasible  $\tilde{\alpha}_0$ -roots, one in  $(0, 1)$  and the other in  $(-1, 0)$ ;

$$(\tilde{\alpha}_0, \tilde{\beta}_0) \longrightarrow (\tilde{\alpha}_1, \tilde{\beta}_1 = \tilde{\beta}_0) \longrightarrow (\tilde{\alpha}_2 = \tilde{\alpha}_1, \tilde{\beta}_2) \longrightarrow (\tilde{\alpha}_3, \tilde{\beta}_3 = \tilde{\beta}_2) \quad \dots$$

Figure 2: The recursive structure of the product-form terms.

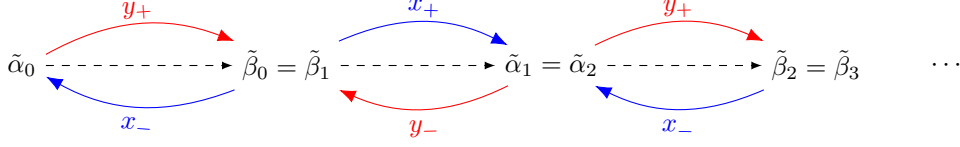


Figure 3: Evolutions of  $\tilde{\alpha}$ 's and  $\tilde{\beta}$ 's.

ii) if  $q_{1,1} = 0$ , then there is one feasible  $\tilde{\alpha}_0$ -root, located in  $(0, 1)$ .

Furthermore, it is also proven that choosing  $\tilde{\alpha}_0 \in (0, 1)$  guarantees that the created series expression of product-forms for the equilibrium distribution converges, see [1, Theorem 2.33].

**Step 3:** For the starting solution  $x^{-1} = \tilde{\alpha}_0$  we calculate recursively  $y^{-1} = \tilde{\beta}_0$  by the kernel equation  $K(x, y) = 0$ . This will produce a single  $\tilde{\beta}$  with  $|\tilde{\beta}| \leq |\tilde{\alpha}|$ .

Note that we cannot start in the reverse order, that is first calculate  $\tilde{\beta}_0$ , since the system  $K(x, y) = 0$  and  $B(x, y) = 0$  does not necessarily have a  $y^{-1} = \tilde{\beta}_0$ -root inside the unit disk. The proof of this statement follows simply by constructing a random walk which exhibits in the interior and the vertical boundary the same behavior as the original random walk and showing that this new walk is non-ergodic. The constructed new random walk follows the same reasoning as in the proof of the existence of the starting  $\tilde{\alpha}_0$ .

We can proceed in an analogous manner and construct the entire set of product-form terms. Moreover, one can easily show, cf. [1], that

$$\tilde{\beta}_{2k+1} = \tilde{\beta}_{2k}, \quad k \geq 0$$

and  $\tilde{\alpha}_{2k+1}$ ,  $k \geq 0$ , is obtained as the root of

$$K(1/\tilde{\alpha}_{2k+1}, 1/\tilde{\beta}_{2k+1}) = 0$$

with  $|\tilde{\alpha}_{2k+1}| < |\tilde{\beta}_{2k+1}|$ . Also,

$$\tilde{\alpha}_{2k} = \tilde{\alpha}_{2k-1}, \quad k \geq 1,$$

and  $\tilde{\beta}_{2k}$ ,  $k \geq 1$ , is obtained as the root of

$$K(1/\tilde{\alpha}_{2k}, 1/\tilde{\beta}_{2k}) = 0$$

with  $|\tilde{\beta}_{2k}| < |\tilde{\alpha}_{2k}|$ . Figure 2 displays the way in which the product-form terms are generated.

**Step 4:** We now consider a new representation of  $\pi_{n,m}$  so as to avoid repetitions in the family of roots of the kernel. To this purpose, for  $k \geq 0$  we denote:

$$\alpha_k = \tilde{\alpha}_{2k}, \quad \beta_k = \tilde{\beta}_{2k}.$$

Then, Equations (2), (3) and (4) are re-written, for  $n, m > 0$

$$\pi_{n,m} = c_0 \alpha_0^n \beta_0^m + \sum_{k=1}^{\infty} c_k \alpha_k^n (\beta_{k-1}^m + f_k \beta_k^m), \quad (17)$$

and

$$\pi_{n,0} = \sum_{k=0}^{\infty} e_k \alpha_k^n, \quad \pi_{0,m} = \sum_{k=0}^{\infty} d_k \beta_k^m, \quad (18)$$

with  $c_0 = \tilde{c}_0$ ,  $e_0 = \tilde{e}_0$  and  $d_0 = \tilde{d}_0$ , and, for  $k \geq 1$ ,  $c_k = \tilde{c}_{2k-1}$ ,  $f_k = \tilde{c}_{2k}/\tilde{c}_{2k-1}$ ,  $e_k = \tilde{e}_{2k} + \tilde{e}_{2k-1}$  and  $d_k = \tilde{d}_{2k} + \tilde{d}_{2k-1}$ . Equivalently, we can also consider the following representation, for  $n, m > 0$ ,

$$\pi_{n,m} = \sum_{k=0}^{\infty} c_k^* \beta_k^m (\alpha_k^n + f_{k+1}^* \alpha_{k+1}^n), \quad (19)$$

with  $c_0^* = c_0$ ,  $c_k^* = c_k f_k$  for  $k > 0$  and  $f_{k+1}^* = c_{k+1}/c_k^*$ .

Now we have the sequence of the zero-tuples of the kernel equation, cf. Figure 3, with 'forward' operators  $y_+$  and  $x_+$  and 'backward' operators  $y_-$  and  $x_-$  constructed as the solutions of the kernel equation  $K(x, y) = 0$  with respect to  $y$  and  $x$ . More concretely, by re-writing the kernel equation  $K(x, y) = 0$  as a quadratic function in either  $y$  or  $x$

$$\begin{aligned} K(x, y) &= a_x (y - y_+(x))(y - y_-(x)), \\ K(x, y) &= \tilde{a}_y (x - x_+(y))(x - x_-(y)) \end{aligned}$$

for some functions  $a_x$  and  $\tilde{a}_y$ , yields

$$y_+ \left( \frac{1}{\alpha_k} \right) = \frac{1}{\beta_k}, \quad x_+ \left( \frac{1}{\beta_k} \right) = \frac{1}{\alpha_{k+1}}, \quad (20)$$

$$y_- \left( \frac{1}{\alpha_k} \right) = \frac{1}{\beta_{k-1}}, \quad x_- \left( \frac{1}{\beta_k} \right) = \frac{1}{\alpha_k}. \quad (21)$$

**Step 5:** It remains to show how to calculate the coefficients of the product-form terms. Observe that the representations (17)-(18) for the  $\pi_{n,m}$  (or equivalently (18)-(19)) yield

$$\begin{aligned} \Pi(x, y) &= \Pi(x, 0) + (\Pi(0, y) - \pi_{0,0}) + c_0 \frac{\alpha_0 \beta_0 x y}{(1 - \alpha_0 x)(1 - \beta_0 y)} \\ &+ \sum_{k=1}^{\infty} c_k \frac{\alpha_k x}{1 - \alpha_k x} \left( \frac{\beta_{k-1} y}{1 - \beta_{k-1} y} + f_k \frac{\beta_k y}{1 - \beta_k y} \right), \end{aligned} \quad (22)$$

with

$$\Pi(x, 0) = \pi_{0,0} + \sum_{k=1}^{\infty} e_k \frac{\alpha_k x}{1 - \alpha_k x}, \quad (23)$$

$$\Pi(0, y) = \pi_{0,0} + \sum_{k=1}^{\infty} d_k \frac{\beta_k y}{1 - \beta_k y}. \quad (24)$$

We first identify the sequences  $\{e_k\}_{k \geq 0}$  and  $\{d_k\}_{k \geq 0}$  appearing in (18). Next, we set  $y = y_+(x)$  in (16) (for which  $K(x, y_+(x)) = 0$ ) and substitute the representations for  $\Pi(x, 0)$  and  $\Pi(0, y)$ . We multiply the resulting equation with  $1 - \alpha_i x$  and take the limit as  $x \rightarrow 1/\alpha_i$ . This yields

$$0 = A \left( \frac{1}{\alpha_i}, y_+ \left( \frac{1}{\alpha_i} \right) \right) e_i + B \left( \frac{1}{\alpha_i}, y_+ \left( \frac{1}{\alpha_i} \right) \right) d_i \lim_{x \rightarrow \frac{1}{\alpha_i}} \frac{1 - \alpha_i x}{1 - \beta_i y_+(x)}. \quad (25)$$

Similarly, repeating the above procedure for  $y = y_-(x)$  produces

$$0 = A \left( \frac{1}{\alpha_i}, y_- \left( \frac{1}{\alpha_i} \right) \right) e_i + B \left( \frac{1}{\alpha_i}, y_- \left( \frac{1}{\alpha_i} \right) \right) d_{i-1} \lim_{x \rightarrow \frac{1}{\alpha_i}} \frac{1 - \alpha_i x}{1 - \beta_{i-1} y_-(x)}. \quad (26)$$

Similarly, we could have chosen  $x = x_\pm(y)$ , but the resulting equations would be identical to the ones derived above.

Now starting from  $e_0$  all the coefficients  $\{e_k\}_{k \geq 0}$  and  $\{d_k\}_{k \geq 0}$  are obtained recursively as follows: for a given  $e_k$  using Equation (25) one can derive  $d_k$ , next Equation (26) produces  $e_{k+1}$ .

**Step 6:** Having  $\{e_k\}_{k \geq 0}$  and  $\{d_k\}_{k \geq 0}$  recursively identified in terms of  $e_0$ , we show in this paragraph how to obtain the sequence  $\{c_k\}_{k \geq 0}$ . Multiplying Equation (16) with  $1 - \alpha_i x$ , then substituting (22)-(24) therein, and afterwards taking the limit as  $x \rightarrow 1/\alpha_i$  and setting  $y = 1$  gives

$$0 = \left( A \left( \frac{1}{\alpha_i}, 1 \right) + K \left( \frac{1}{\alpha_i}, 1 \right) \right) e_i + K \left( \frac{1}{\alpha_i}, 1 \right) c_0 \frac{\beta_0}{1 - \beta_0} \quad (27)$$

and

$$0 = \left( A \left( \frac{1}{\alpha_i}, 1 \right) + K \left( \frac{1}{\alpha_i}, 1 \right) \right) e_i + K \left( \frac{1}{\alpha_i}, 1 \right) c_i \left( \frac{\beta_{i-1}}{1 - \beta_{i-1}} + f_i \frac{\beta_i}{1 - \beta_i} \right), \quad (28)$$

for  $i > 0$ . Equivalently, using representation (19) yields

$$\begin{aligned} \Pi(x, y) = & \Pi(x, 0) + (\Pi(0, y) - \pi_{0,0}) + c_0 \frac{\alpha_0 \beta_0 x y}{(1 - \alpha_0 x)(1 - \beta_0 y)} \\ & + \sum_{k=0}^{\infty} c_k^* \frac{\beta_k y}{1 - \beta_k y} \left( \frac{\alpha_k x}{1 - \alpha_k x} + f_{k+1}^* \frac{\alpha_{k+1} x}{1 - \alpha_{k+1} x} \right). \end{aligned} \quad (29)$$

Now using (29), multiplying Equation (16) by  $1 - \beta_i y$ , and afterwards taking the limit as  $y \rightarrow 1/\beta_i$  and setting  $x = 1$  yields, for  $i \geq 0$ ,

$$0 = \left( B \left( 1, \frac{1}{\beta_i} \right) + K \left( 1, \frac{1}{\beta_i} \right) \right) d_i + K \left( 1, \frac{1}{\beta_i} \right) c_i^* \left( \frac{\alpha_i}{1 - \alpha_i} + f_{i+1}^* \frac{\alpha_{i+1}}{1 - \alpha_{i+1}} \right) \quad (30)$$

which is equivalent to

$$0 = \left( B \left( 1, \frac{1}{\beta_0} \right) + K \left( 1, \frac{1}{\beta_0} \right) \right) d_0 + K \left( 1, \frac{1}{\beta_0} \right) \left( c_0 \frac{\alpha_0}{1 - \alpha_0} + c_1 \frac{\alpha_1}{1 - \alpha_1} \right) \quad (31)$$

and

$$0 = \left( B \left( 1, \frac{1}{\beta_i} \right) + K \left( 1, \frac{1}{\beta_i} \right) \right) d_i + K \left( 1, \frac{1}{\beta_i} \right) \left( c_i f_i \frac{\alpha_i}{1 - \alpha_i} + c_{i+1} \frac{\alpha_{i+1}}{1 - \alpha_{i+1}} \right), \quad (32)$$

for  $i \geq 1$ . Now the iterative procedure is as follows: Starting from  $c_0$ , we derive  $e_0$  from Equation (27) (and hence from Step 4 all coefficients  $\{e_k\}_{k \geq 0}$  and  $\{d_k\}_{k \geq 0}$  are produced in terms of  $c_0$ ). Then, from Equation (31) we calculate  $c_1$ . Having  $c_1$  and using (28) we identify  $f_1$ , which allows us to derive  $c_2$  from Equation (32). Continuing this procedure permits the identification of the sequences  $\{c_k\}_{k \geq 0}$  and  $\{f_k\}_{k \geq 1}$ . The starting constant  $c_0$  is uniquely identified by the normalization equation.

Note that from the construction of Equation (13) it follows that we can take any  $|y| \leq 1$  instead of  $y = 1$  (respectively any  $|x| \leq 1$ ) since the rhs of the above equation does not in practice depend on  $y$ .

## 5.1 The matrix $\mathbf{R}$

We are now in position to present the main result of the manuscript, that connects the derivation of the matrix  $\mathbf{R}$  with Equations (17) and (18), and hence the boundary value problem with the matrix geometric approach. Let us recall here that the matrix  $\mathbf{R}$  is crucial in deriving the first passage times for QBD's, see [14].

**Theorem 5.1.** *The terms  $\{\alpha_k\}_{k \geq 0}$  constitute the different eigenvalues of the matrix  $\mathbf{R}$ . For eigenvalue  $\alpha_k$  the corresponding eigenvector of the matrix  $\mathbf{R}$  is  $\mathbf{h}_k = (h_{k,0}, h_{k,1}, h_{k,2} \dots)$ , with  $h_{k,0} = e_k$  and  $h_{k,m} = c_k(\beta_{k-1}^m + f_k \beta_k^m)$  ( $m = 1, 2, \dots$ ), if and only if  $c_k \neq 0$ .*

*Proof.* From (17) and (18) note that, for  $n > 0$ ,

$$\begin{aligned} \boldsymbol{\pi}_n &= (\pi_{n,0} \quad \pi_{n,1} \quad \pi_{n,2} \quad \dots) \\ &= \sum_{k=0}^{\infty} \alpha_k^n \mathbf{h}_k. \end{aligned}$$

Plugging this last result into (11) and after straightforward manipulations yields

$$\sum_{k=0}^{\infty} \alpha_k^n \mathbf{h}_k (\alpha_k \mathbf{I} - \mathbf{R}) = 0, \quad \forall n > 0.$$

From this last equation it is needed that

$$\mathbf{h}_k (\alpha_k \mathbf{I} - \mathbf{R}) = 0, \quad \forall k \geq 0,$$

which implies the statement of the Theorem, cf. [12]. □

**Remark 5.1.** *Note that one could use in the above proof the representations of Equations (2) and (3), instead of (17) and (18). Such a choice, would reveal that the sequence  $\{\tilde{\alpha}_k\}_{k \geq 0}$  constitutes the eigenvalues of matrix  $\mathbf{R}$ , with eigenvalues  $\tilde{\alpha}_k$ ,  $k \geq 1$ , having an algebraic multiplicity of 2, since  $\tilde{\alpha}_{2k} = \tilde{\alpha}_{2k-1}$ ,  $k \geq 1$ , and geometric multiplicity equal to 2, since for eigenvalue  $\tilde{\alpha}_{2k}$  there are two eigenvectors*

$$\begin{aligned} &(\tilde{e}_{2k-1} \quad \tilde{c}_{2k-1} \tilde{\beta}_{2k-1} \quad \tilde{c}_{2k-1} \tilde{\beta}_{2k-1}^2 \quad \dots) \\ &(\tilde{e}_{2k} \quad \tilde{c}_{2k} \tilde{\beta}_{2k} \quad \tilde{c}_{2k} \tilde{\beta}_{2k}^2 \quad \dots) \end{aligned}$$

*which if added together and taking into account the connections between the various representations produce exactly the eigenvector  $\mathbf{h}_k$ ,  $k \geq 1$ , appearing in Theorem 5.1.*

### 5.1.1 Numerical evaluation of matrix $\mathbf{R}$

It is known, see [1, 5], that the sequences  $\{\alpha_k\}_{k \geq 0}$  and  $\{\beta_k\}_{k \geq 0}$  decrease exponentially fast to 0. Based on this fact, we suggest to truncate the dimension of the matrix  $\mathbf{R}$ , say at phase  $N$ , and obtain its approximation, say  $\mathbf{R}_N$ , as

$$\mathbf{R}_N = \mathbf{H}_N^{-1} \mathbf{D}_N \mathbf{H}_N,$$

with  $\mathbf{D}_N = \text{diag}(\alpha_0, \alpha_1, \dots, \alpha_{N-1})$  and the matrix  $\mathbf{H}_N = (\mathbf{h}_0^{(N)}, \dots, \mathbf{h}_{N-1}^{(N)})$ , where  $\mathbf{h}_k^{(N)} = (h_{k,0}, \dots, h_{k,N-1})$ . Then, as  $N \rightarrow \infty$  the matrix  $\mathbf{R}_N = \mathbf{H}_N \mathbf{D}_N \mathbf{H}_N^{-1}$  converges to the infinite matrix  $\mathbf{R}$ , cf. [12]. Furthermore, closely inspecting the structure of the matrix  $\mathbf{H}_N = (h_{k,m})_{0 \leq k, m \leq N-1}$  we observe that it can be written as a generalized Vandermonde matrix for which the inverse can be easily calculated.

The idea of spectral truncation proposed in the above paragraph, due to the “diagonizability” of matrix  $\mathbf{R}$ , is equivalent to truncating the series expression of the equilibrium distribution by considering only the first  $N$  product-form terms. It is known, see e.g. [1], that these series can be viewed as asymptotic expansions, thus including a higher number of terms of the series improves the approximation of the result.

## 6 Example: the join the shortest queue model

We consider a queueing system with a Poisson arrival process with rate  $2\rho$ , two identical exponential servers, both with rate 1, and join the shortest queue (JSQ) routing, i.e. customers upon arrival join the queue with the smallest number of customers and in the case of a tie they choose either queue with probability  $1/2$ . Such a queueing system can be modeled as a Markov process with states  $(q_1, q_2) \in \mathbb{N}_0^2$ , where  $q_i$  is the number of customers at queue  $i$ , including a customer possibly in service. By defining  $m = \min(q_1, q_2)$  and  $n = |q_2 - q_1|$ , one transforms the state space from an inhomogeneous random walk in the quadrant to a homogeneous random walk in the half plane, where the two quadrants are symmetrical. The transition rate diagram of the Markov process for  $n, m \geq 0$  is shown in Figure 4. Implementing Theorem 3.1 one can easily prove the stability condition  $\rho < 1$ . Note that the QBD structure of the random walk at hand is slightly different than the one consider in Figure 1, since the rates on the boundary are slightly different from the ones in the interior. However, the statement of Theorem 3.1 can be easily extended to cover for the case of the join the shortest queue model, as well as other model, see Remark 3.2.

The stability condition,  $\rho < 1$ , as well as a numerical approach for the derivation of the matrix  $\mathbf{R}$  for this model the interested reader is referred to [10].

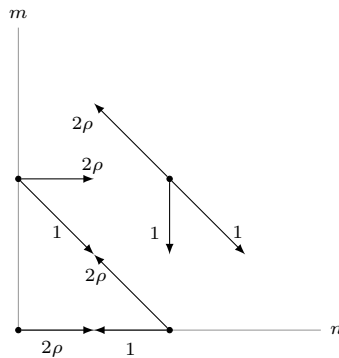


Figure 4: Transition rate diagram on the state space  $(n, m)$  for the symmetric JSQ system with two servers. Only the transitions at a few selected states are depicted as an indication.

For the symmetric JSQ model one can easily show

$$\begin{aligned}
 K(x, y) &= x(2\rho x + 1) - 2(1 + \rho)xy + y^2, \\
 A(x, y) &= y^2 - (1 + 2\rho)xy + x, \\
 B(x, y) &= x(1 + 2\rho)(x - y).
 \end{aligned}$$

Implementing steps 1-6 described Section 5 permits us to reconstruct the results in [1, Chapter 3] and [11] regarding the calculation of the equilibrium distribution, the results in [10] regarding the numerical calculation

for the matrix  $\mathbf{R}$  and the results in [15] regarding the geometric decay rate given by the spectral radius of  $\mathbf{R}$ , see [13]. In particular, solving  $K(x, y) = 0$  and  $A(x, y) = 0$  we obtain the single solution  $x = \alpha_0^{-1} \in (1, \infty)$ :  $x = 1/\rho^2$ . Hence, we choose as a starting solution  $\alpha_0 = \tilde{\alpha}_0 = \rho^2 \in (0, 1)$ . From the kernel equation  $K(x, y)$  we can obtain for  $x = 1/\rho^2$  the starting  $\beta$ -solution:  $\beta_0 = \rho^2/(2 + \rho) \in (0, 1)$ . Using recursively the kernel equation we can reconstruct the entire sequence  $\{\alpha_k\}_{k \geq 0}$  and  $\{\beta_k\}_{k \geq 0}$ . The calculation of the entire equilibrium distribution representation matches perfectly the results in [1, Chapter 3], where the JSQ model is treated using the compensation approach.

Note that solving  $K(x, y) = 0$  and  $A(x, y) = 0$  yields a unique  $x$ -solution outside the unit disk, or equivalently a unique  $\alpha$ -solution in the unit disk. However solving  $K(x, y) = 0$  and  $B(x, y) = 0$  does not yield any  $y$ -solution outside the unit disk, or equivalently a unique  $\beta$ -solution in the unit disk. In particular, the system  $K(x, y) = 0$  and  $B(x, y) = 0$  yields the following solutions

$$\{x \rightarrow 0, y \rightarrow 0\}, \{x \rightarrow 1, y \rightarrow 1\}, \left\{x \rightarrow -\frac{1}{2\rho}, y \rightarrow 0\right\}$$

all of which in terms of  $y$  lie in the interior or on the closure of the unit disk.

## 7 Conclusions and future work

In this manuscript, the authors derive the stability condition of a nearest neighbor random walk using its underlying QBD structure. Furthermore, the authors present a methodological approach that on the one hand permits a straightforward derivation of the equilibrium distribution of random walks in the quadrant satisfying the conditions for meromorphicity and on the other hand connects three existing techniques: the matrix geometric approach, the compensation approach, and the boundary value problem method. More importantly, the derivation of the eigenvalues and eigenvectors of matrix  $\mathbf{R}$  sets the groundwork for the probabilistic interpretation of the terms  $\alpha$  and  $\beta$  appearing in the expression of the equilibrium distribution. This work can be easily extended to cover a wider spectrum of random walks with meromorphic probability generating functions.

## Acknowledgments

The work of S. Kapodistria is supported by an NWO Gravitation Project, NETWORKS, and a TKI Project, DAISY4OFFSHORE. The authors would like to thank I.J.B.F. Adan (Eindhoven University of Technology) and O.J. Boxma (Eindhoven University of Technology) for their time and advice in the preparation of this work. Furthermore, the authors would like to thank M. Miyazawa (Tokyo University of Science), P. Taylor (University of Melbourne) and G. Latouche (Université Libre de Bruxelles) for their valuable comments and the very interesting discussions. Finally, the authors would like to thank the anonymous reviewers for their careful reading of the manuscript and their insightful comments and suggestions.

## References

- [1] ADAN, I.J.B.F. (1991). *A Compensation Approach for Queueing Problems*. PhD dissertation, Eindhoven University of Technology, The Netherlands.
- [2] ADAN, I.J.B.F., BOXMA, O.J. and RESING J.A.C. (2001). Queueing models with multiple waiting lines. *Queueing Systems*, **37**(1-3) 65–98.

- [3] ADAN, I.J.B.F., WESSELS, J. and ZIJM, W.H.M. (1993). A compensation approach for two-dimensional Markov processes. *Advances in Applied Probability*, **25**(4) 783–817.
- [4] CHEN, Y. (1994). Random walks in the quarter-plane: invariant measures and performance bounds PhD dissertation, University of Twente, The Netherlands.
- [5] COHEN, J.W. (1994). On a Class of Two-Dimensional Nearest-Neighbour Random Walks *Journal of Applied Probability*, **31** 207-237
- [6] COHEN, J.W. (1998). Analysis of the asymmetrical shortest two-server queueing model. *Journal of Applied Mathematics and Stochastic Analysis*, **11**(2) 115–162.
- [7] COHEN, J.W. and BOXMA, O.J. (1983). *Boundary Value Problems in Queueing System Analysis*, North-Holland, Amsterdam.
- [8] FAYOLLE, G. and IASNOGORODSKI, R. (1979). Two coupled processors: the reduction to a Riemann-Hilbert problem. *Zeitschrift für Wahrscheinlichkeitstheorie und Verwandte Gebiete*, **47** 325–351.
- [9] FAYOLLE, G., IASNOGORODSKI, R. and MALYSHEV, V. (1999). *Random Walks in the Quarter Plane*, Springer-Verlag, New York.
- [10] GERTSBAKH, I. (1984). The shorter queue problem: A numerical study using the matrix-geometric solution. *European Journal of Operational Research*, **15**(3) 374–381.
- [11] KINGMAN, J. F. (1961). Two similar queues in parallel. *The Annals of Mathematical Statistics*, **32**(4) 1314–1323.
- [12] SHIVAKUMAR, P.N. and SIVAKUMAR, K.C. (2009). A review of infinite matrices and their applications. *Linear Algebra and its Applications*, **430**(4) 976–998.
- [13] KROESE, D. P., SCHEINHARDT, W. R. W., and TAYLOR, P. G. (2004). Spectral properties of the tandem Jackson network, seen as a quasi-birth-and-death process. *Annals of Applied Probability*, **14**(4) 2057–2089.
- [14] NEUTS, M.F. (1981). *Matrix-geometric Solutions in Stochastic Models: An Algorithmic Approach*, The Johns Hopkins University Press, Baltimore.
- [15] LI, H., MIYAZAWA, M., and ZHAO, Y. Q. (2007). Geometric decay in a QBD process with countable background states with applications to a join-the-shortest-queue model. *Stochastic Models*, **23**(3) 413–438.