

Controlling heat conduct by stretching and compression

Jianjun Jiang, Hong Zhao*

Department of Physics and Institute of Theoretical Physics and Astrophysics,
Xiamen University, Xiamen 361005, Fujian, China

*zhaoh@xmu.edu.cn

Recently, it is realized that the symmetry of the inter-particle interaction may play an important role in determining the heat conduct behavior in low-dimensional systems. Here we demonstrate that by stretching/compressing the Fermi-Pasta-Ulam- β lattice, one can control the symmetry of inter-particle interactions, and thus can manipulate the decay behavior of the heat current autocorrelation function (HCAF). The normalized HCAF is found to be symmetric under the same stretching and compression ratio. A fast-decay stage appears and increases with the increase of the stretching/compression ratio. As a consequence, the thermal conduct calculated following the Green-Kubo formula shows a truncation-time independent platform, implies a practically system-size independent thermal conduct. The width of the platform increases with the increase of the stretching /compression ratio at fixed temperature, and increases with the decrease of temperature at the fixed ratio. In addition, the decay exponent of the HCAF tail in the stretched/compressed lattice is consist with the theoretical prediction for lattices with asymmetric interparticle interactions. Stretching/compression may dramatically change the heat conduction behavior in a complicated manner.

Heat conduction behavior in one-dimensional lattices has attracted intensive studies for decades [1-17]. A generally accepted point of view is that for momentum conserved one-dimensional lattices the heat current autocorrelation function (HCAF), defined as $C(t) = \langle J(t)J(0) \rangle$, decays in a power-law manner $C(t) \sim t^{-\alpha}$, where $J(t)$ is the heat current fluctuations along the lattice at equilibrium [9-10]. The decay exponent α , though several values have been declared following various theoretically analysis as well as numerical simulations, recent hydrodynamic approaches shown that it should

depend on the symmetry of inter-particle interactions between lattices, i.e., $\alpha=1/2$ and $\alpha=2/3$ for lattices with symmetric and asymmetric interactions [13-17] respectively. Following the Green-Kubo formula [18-19]

$$\kappa = \frac{1}{k_B T^2} \lim_{\tau_{tr} \rightarrow \infty} \lim_{L \rightarrow \infty} \frac{1}{L} \int_0^{\tau_{tr}} C(t) dt, \quad (1)$$

the power-law decay will induce divergent thermal conductivity, here κ , T and L are, respectively, the thermal conduct, the temperature, and the size of the lattice, and k_B is the Boltzmann constant which is set to be unit through this paper. In the formula τ_{tr} is the truncation time of integral. Since the transport time of the energy from one end to another of a lattice is proportional to the sound speed v , truncating the Green-Kubo integral at $\tau_{tr} \sim L/v$ one can connect κ to the finite-size nonequilibrium simulation results [9,11]. This treatment arises a size-dependent relation $\kappa \sim L^{1-\alpha}$ which has been confirmed by direct nonequilibrium simulations [3-6].

Nevertheless, recently a numerical study [20] has found that in 1D momentum-conserving lattices with asymmetric interparticle interactions, the heat conductivity may turn out to be independent of the system size. This finding implies that in such a system, the HCAF may decay faster than power-law manners, or in a power law manner but with $\alpha>1$, at least in a sufficiently long time period. Faster decay has been observed in several other 1D momentum-conserving lattices with asymmetric interactions[21-24]. To be consistent with the prediction of the hydrodynamic transport theory [9,10,15], it argues [24] that the power-law-decay prediction may be correct for lattices with symmetric inter-particle interactions, and lattices with asymmetric interactions at the thermodynamic limit. At shorter times, the HCAF in lattices with asymmetric interactions, manifests a faster decay stage (FDS) --The HCAF decays faster than power-law manners, or in a power-law manner but with $\alpha>1$. The FDS is related to the degree of the asymmetry, which is not only determined by the particularly potential but also the temperature. With sufficient strong asymmetry interactions, size-independent thermal conduct may be practically observed till to lattices with macroscopic sizes, since the FDS is long enough within which the HCAF has decayed over several orders in amplitude and thus the influence of the tail to the Green-Kubo integral can be ignored.

In this paper, we reveal that stretching/compressing an one-dimensional lattice can

alter its asymmetry degree of inter-particle interactions. Particularly, we show that the well-known Fermi-Pasta-Ulam- β (FPU- β) lattice, which has the symmetric inter-particle interactions and has been applied as a prototype model showing a power-law HCAF manifesting the abnormal thermal conduct behavior in 1D momentum-conserved systems, can be turned into an asymmetric potential lattice by adding stretching or compression. The FDS increases with the increase of the stretching/compression ratio, and thus a size-independent thermal conduct is practically possible for even macroscopic scale lattices. Studying the thermal conduct behavior under high pressure has significant practical significance, since materials subjected to such an environment may appear certain singular properties, such as the superconductor behavior. In recent years, the influence of externally applied mechanical strain to the thermal conduct of graphene has attracted much attention because of the potential application importance [25-28]. However, the results reported in these works very diverse and confusion, someone [25-26] conclude that either stretching or compression can remarkably decrease the conductivity, while others [27-28] declare that stretching the graphene may induce the diversity of thermal conductivity.

The Hamiltonian of the FPU- β model is given by

$$H = \sum_i \left[\frac{p_i^2}{2} + U(x_i - x_{i-1} - 1) \right], \quad (2)$$

with $U(x - 1) = \frac{1}{2}(x - 1)^2 + \frac{1}{4}(x - 1)^4$, where p_i and x_i are respectively the momentum and position of the i th particle. Let $b \equiv (L - N)/N$ define the stretching ratio, where L is the lattice length and N is the particle number. This parameter represents also the average inter-particle spacing. With the periodic boundary condition $x_{i+L} = x_i + L$, one can stretch ($b > 0$) or compress ($b < 0$) the lattice by adjusting b . Notice that $x = L + b$ is the stationary state at zero temperature, we insert $x = L + b + \delta x$ in to the potential and expand it around $x = L + b$ to get

$$U(b + \delta x) = U(b) + b(1 + b^2)\delta x + \frac{1}{2}(1 + 3b^2)(\delta x)^2 + b(\delta x)^3 + \frac{1}{4}(\delta x)^4. \quad (3)$$

The first term in the right-hand side is a shift to the potential and thus is trivial for the dynamics of the system. The coefficient $b(1 + b^2)$ of the second term characterizes

the pressure at zero temperature. The last three ones are equivalent to the potential of the Fermi-Pasta-Ulam- $\alpha\beta$ (FPU- $\alpha\beta$) lattice. At $b=0$, it returns to the symmetric FPU- β lattice, and the internal pressure vanishes. In usual case, the cubic term turns the potential asymmetric, and the ratio of this term to the quartic term determines the degree of asymmetry. In addition, excepting the first term, the amplitudes of others are identical with $b=\pm\Delta$, suggesting that the un-harmonic effect of this lattice is symmetric with stretching and compression. Our numerical simulation later will show that the HCAF do show such a symmetry.

We evolve the lattice with the periodic boundary condition for a sufficiently long time ($t > 10^6$) to establish the equilibrium, and then we calculate the HCAF with 5×10^8 ensemble samples. The heat current is defined as $J(t) = \sum_i J_i$, with $J_i = \dot{x}_i \frac{\partial U}{\partial x_i}$. We fix the lattice number in our studies at $N=8196$. It is known that the finite-size effect may appear beyond $t \sim L/2v$ [29], where v is the sound velocity. This time threshold represents the first encounter of the two sound modes at the boundary. It can be estimated that the sound velocity is about $v \sim 1+b$ at $T \sim 1$ in this model. Apply the lattice with $N=8192$, we get a time window $t \in (0, 4098)$ in which the HCAF is not influenced by the finite-size effect safely. The second encounter of the two sound modes takes place at $t \sim L/v$, therefore, the decay of HCAF induced by collisions of the sound modes should be negligibly small till to the time scale of $t \sim 10^4$.

We first stress that the HCAF is symmetric under the stretching and compression. Figure 1 show the log-log plot of HCAFs as a function of time at $b=-0.8, -0.5, 0.5$ and 0.8 , respectively, at $T=1$. Obviously, pairs of HCAFs with $b=-0.8$ and 0.8 , and -0.5 and 0.5 are overlaps with each other, confirming that the HCAF is symmetric with $b=\pm\Delta$. Our studies below thus focus only on the case of stretching.

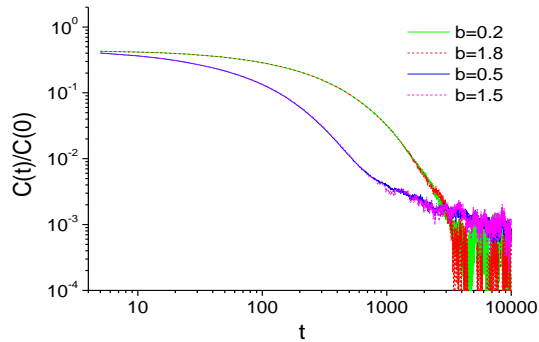


Fig. 1 Two pairs of HCAFs of $b=-0.8$ and 0.8 (two top curves), and $b=-0.5$ and 0.5 (two bottom curves) at $T=1$.

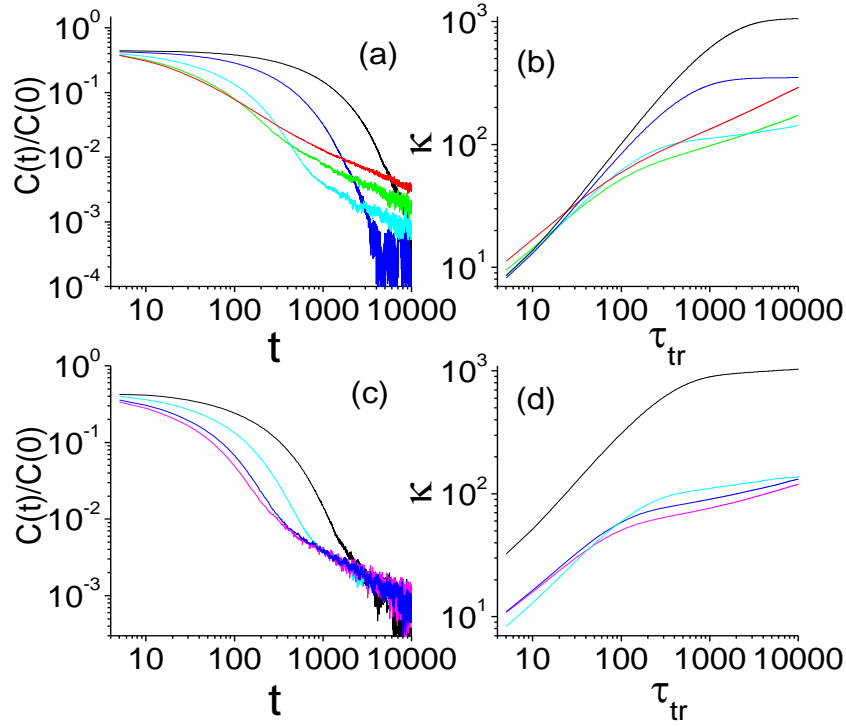


Fig. 2 (a) The HCAFs for $b=1, 0.8, 0, 0.2$ and 0.5 (from the above to the bottom with reference to $t=1000$) at $T=1$. (b) The thermal conduct calculated using the HCAFs of Fig. 2(a) following the Green-Kubo formula (for $b=1, 0.8, 0, 0.2$ and 0.5 from the above to the bottom with reference to $t=10000$). (c) The HCAFs for $T=0.5, 1, 2$, and 3 (from the above to the bottom) at $b=0.5$. (d) The thermal conductivity calculated using the HCAFs of Fig. 2(c) following the Green-Kubo formula for $T=0.5, 1, 2$ and 3 (from the above to the bottom with reference to $t=1000$).

We then report main results. Figure 2(a) shows the log-log plot of HCAFs as a function of time at $b=0, 0.2, 0.5, 0.8$, and 1 with temperature $T=1$. At $b=0$, the HCAF decay in a perfect power-law manner in the tail part. In other cases, the HCAF displays a FDS before the tail appears, and the width of the FDS increases with the increase of b . Following the FDS, power-law tails appear definitely in the cases of $b=0.2$ and 0.5 . In the cases of $b=0.8$ and 1 , however, the statistical accuracy of the data does not allow for a conclusive judgement to whether the tail exists. The HCAF has decayed over three orders in the FDS. Note that Roughly 100 times of ensemble samples can suppress the fluctuations by only one order. To probe the possible tail with such a low amplitude one needs much more ensemble samples, which beyond our computers ability. This is nevertheless not a serious problem for estimating the thermal conductivity, since after over three-order decay the contribution of the possible tail for thermal conductivity could be negligible small. To explain this

argument, we divide the Green-Kubo integral into two parts,

$$\kappa = \frac{1}{k_B T^2 L} \left[\int_0^\tau C(t) dt + \int_\tau^{\tau_{tr}} C(t) dt \right] = \kappa(\text{FDS}) + \kappa(\text{tail}),$$

by the turning point τ from the FDS to the power-law decaying stage, where τ_{tr} represents the truncation time of integral. In the case of $b=0.8$, for example, assuming that the tail of $C(t) \sim t^{-2/3}$ appears following the FDS, it has $\kappa(\text{tail})/\kappa(\text{FDS}) \sim 0.5$ if truncating the integral at $\tau_{tr} \sim 10^8$. The lattice thus should reach up to $L \sim v\tau \sim 10^8$ to evidence such a contribution of the tail. This system size already reaches macroscopic sizes of real 1D materials with about 10^8 molecules on a line.

Figure 2(b) shows the thermal conductivity κ calculated by the Green-Kubo formula as a function of the truncation time τ_{tr} using HCAFs of Fig. 2(a) correspondingly. Since $\tau_{tr} \sim L$, it also represents the system-size dependent behavior of κ . As expected, κ diverges in a power-law manner in the case of the FPU- β lattice ($b=0$). While for $b=0.8$ and 1 one can see that κ converges to platforms due to several orders of decay in the FDS of HCAFs. For $b=0.2$ and 0.5 , the FDS slows down the increase rate of κ . Though it can be expected that the tail will finally dominant κ at sufficient large times and set up the power-law increase, the influence of the FDS can last a very long period. As a result, comparing to the FPU- β lattice, small stretching/compression usually decreases κ . With extremely large stretching/compression, κ may turn to quite big in short times, but finally it will be exceeded by that of the FPU- β lattice since the later increases with time in the power law manner. On the other hand, if making comparison among the stretched lattices, the results depend on the time scale or system size that κ is measured. With relatively small stretching rates, for example with $b=0.2$ and 0.5 , κ may appear bigger for bigger stretching rate at short times, while turns to be smaller at large times. With extremely big stretching rates, κ converges to time-independent constant, and bigger stretching induces bigger κ .

Figure 2(c) shows HCAFs at several temperatures, $T = 0.25, 0.5, 1, 2$ and 3 , respectively, at $b=0.5$. The FDS increases with the decrease of the temperature. Tails following the FDSs seem to collapse together with each other. The corresponding κ calculated by the Green-Kubo formula with the integral truncated at τ_{tr} are shown in Figure 2(d), revealing that even with relatively small compression rate the time-independent platform on κ may still present at lower temperatures.

We argue that the observed properties are closely connected to the asymmetry degree of the potential (3). At a fixed temperature, the amplitude of δx is fixed. On one hand, the coefficient of the quadratic term increases with b . The potential thus tends to the harmonic limit or the integrable limit, which results in the HCAF decaying slowly. On the other hand, the coefficient of the cubic term increases with b while that of the quartic term keeps unchanged. Asymmetric unharmonic interactions thus play more and more important role, which induces the rapid decay eventually. As a result, the FDS should increase with the increase of b . At a fixed b , decreasing the temperature may decrease the amplitude of vibrations, and thus the low-power terms in (3) become increasingly important. Particularly, in low-temperature region with $T < 1$, it has $\delta x < 1$ and thus again the cubic term dominates that unharmonic interactions. Similarly, the FDS should increase with the decrease of temperature.

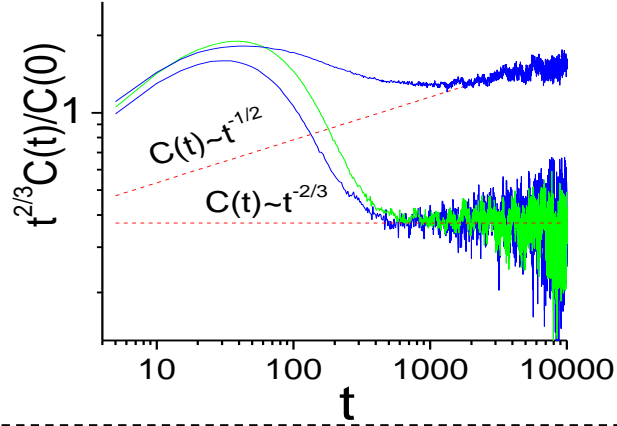


Fig. 3 The rescaled HCAFs for $b=0$ at $T=1$ (the top curve), and $b=0.5$ at $T=2$ (the mid curve) and $T=3$ (the bottom curve), respectively.

We finally discuss the tail following the FDS. In cases of bigger stretching ratio and too low temperatures, we could not concrete the exact decay manner of the tail because of the statistical precision of data. In other cases, definite power-law tails can be identified. To check the decay exponent we plot $t^{2/3}C(t)$ as a function of time in Fig. 3 at $b=1.5$ with $T=2$ and $T=3$ respectively. It is clear that the tails match the prediction of $C(t) \sim t^{-2/3}$ for asymmetric inter-particle interactions. For the purpose of comparison, the HCAF of the FPU- β lattice at $T=1$ is also plotted in the figure with the same rescaling factor $t^{2/3}$. It is shown that the scaled $C(t)$ does not fit the $t^{-2/3}$ law. Note that the predicted decay manner for such a symmetric interaction-potential system is $C(t) \sim t^{-1/2}$. Nevertheless, the best fitting to the tail part gives $\alpha \sim 0.60$. It still diverges from the theoretical prediction should be due to the lattice size is not

sufficiently long. It has shown that α will converge to the prediction slowly by further increase the lattice size [29]. Therefore, we may conclude that by adding the stretching or compression the tail of the HCAF turns to decay following the power-law of asymmetric interactions.

In summary, stretching the FPU- β lattice can change its heat conduct behavior qualitatively. It turns the symmetric inter-particle interactions to asymmetric ones and results a FDS on the HCAF in the initial stage. The stretching ratio as well as the temperature determines the extending length of the FDS. With a big enough stretching ratio at a fixed temperature or a low enough temperature at a fixed stretching ratio, the HCAF may show a sufficient long FDS within which it decays over several orders, and leads to actually measured thermal conductivity size-independent. This conclusion is obtained by applying the Green-Kubo formula at a truncated integral time. When the HCAF decays over several orders within the FDS, the contribution of this stage dominates the integral — till upto the macroscopic system sizes the contribution of the tail is negligibly small. The stretching changes also the decaying exponent of the power-law tail following the FDS. It is found that $\alpha=1/2$ in the FPU- β lattice, while $\alpha=2/3$ for the stretched lattice. These results are consist with the predictions for the lattices with symmetric and asymmetric inter-particle interactions correspondingly.

Quantitatively, due to the slower decay of the HCAF, thermal conduct of the FPU- β lattice will exceed that of the stretched lattice at sufficiently large system size. However, when comparing two lattices under different stretching ratio, the conclusion is complicated. With relatively small stretching ratio, the thermal conduct is small for small stretching ratio at short truncation time corresponding to short system size, but the conclusion reverses at large times. With extremely big stretching ratio, the thermal conduct converges at large times, and the bigger the stretching ratio, the bigger the thermal conduct. The mechanism is determined by the changes of the asymmetry degree of the inter-particle interaction potential under stretching. The phenomenon reported in this paper is for the FPU- β lattice. Another particular behavior of this

lattice is that the amplitudes of the unharmonic potential terms are symmetric with stretching and compression. Therefore, conclusions for the stretched lattice are directly applicable to the compressed one. For different systems, the influence of the stretching and compression should be also determined by the symmetry of the interaction potential.

Bibliography

- [1] Casati G, Ford J, Vivaldi F and Visscher W M, Phys. Rev. Lett. 52, 1861(1984)
- [2] Prosen T and Robnik M, J. Phys. A 25, 3449 (1992)
- [3] S. Lepri, R. Livi, and A. Politi, Phys. Rev. Lett. 78, 1896 (1997).
- [4] B. Hu, B. Li and H. Zhao, Phys. Rev. E 57, 2992 (1998).
- [5] C. Giardinà, R. Livi, A. Politi, and M. Vassalli, Phys. Rev. Lett. 84, 2144 (2000).
- [6] B. Hu, B. Li and H. Zhao, Phys. Rev. E 61, 3828 (2000).
- [7] T. Prosen and D. K. Campbell, Phys. Rev. Lett. **84**, 2857 (2000).
- [8] O. Narayan and S. Ramaswamy, Phys. Rev. Lett. **89**, 200601(2002).
- [9] S. Lepri, R. Livi, and A. Politi, Phys. Rep. 377, 1 (2003).
- [10] A. Dhar, Adv. Phys. 57, 457 (2008).
- [11] Prosen T and Campbell D K 2005 *Chaos* **15** 015117
- [12] T. Mai and O. Narayan, Phys. Rev. E **73**, 061202 (2006).
- [13] G. R. Lee-Dadswell, B. G. Nickel, and C. G. Gray, Phys. Rev. E **72**, 031202 (2005); ,J. Stat. Phys. **132**, 1 (2008).

- [14] L. Delfini, S. Lepri, R. Livi, and A. Politi, Phys. Rev. E **73**, 060201 (2006); J. Stat. Mech. (2007) P02007.
- [15] H. van Beijeren, Phys. Rev. Lett. **108**, 180601 (2012).
- [16] S. G. Das, A. Dhar, K. Saito, C. B. Mendl, and H. Spohn, Phys. Rev. E **90**, 012124 (2014)
- [17] C. B. Mendl and H. Spohn, , Phys. Rev. E **90**, 012147 (2014)
- [18] R. Kubo, M. Toda, and N. Hashitsume, *Statistical Physics II: Nonequilibrium Statistical Mechanics* (Springer, New York, 1991).
- [19] D. Andrieux and P. Gaspard, J. Stat. Mech. (2007) P02006.
- [20] Y. Zhong, Y. Zhang, J. Wang and H. Zhao, Phys. Rev. E **85** 060102(R) (2012)
- [21] S. Chen, Y. Zhang, J. Wang and H. Zhao, arXiv:1204.5933v2;
arXiv:1204.5933v3, 2012
- [22] Y. Zhong, Y. Zhang, J. Wang and H. Zhao, Chin. Phys. B **22** 070505(2013)
- [23] A. Savin, and Y. A. Kosevich, Phys. Rev. E **89** 032102(2014)
- [24] S. Chen, Y. Zhang, J. Wang and H. Zhao, J. Stat. Mech. , to appear.
- [25] Z. X. Guo, D. E. Zhang and X. G. Gong, Appl. Phys. Lett. **95**, 163103 (2009)
- [26] X. Li, K. Maute, M. L. Dunn, and R. Yang, Phys. Rev. B **81**, 245318 (2010).
- [27] N. Bonini, J. Garg, and N. Marzari, Nano Lett. **12**, 2673 (2012).
- [28] L. Felipe C. Pereira and D. Donadio, Phys. Rev. B **87**, 125424 (2013).
- [29] S. Chen, Y. Zhang, J. Wang, and H. Zhao, Phys. Rev. E **89**, 022111 (2014)