

Influence of Fröhlich polaron coupling on renormalized electron bands in polar semiconductors. Results for zincblende GaN

Jean Paul Nery ¹ and Philip B. Allen ²

Physics and Astronomy Department, Stony Brook University, Stony Brook, NY 11794-3800, USA

March 14 2016

We develop a simple method to study the temperature dependence $\varepsilon_{\mathbf{k}n}(T)$ for $\mathbf{k}n$ the conduction band minimum or valence maximum in polar semiconductors. We use the Allen-Heine-Cardona theory in the adiabatic approximation, including an imaginary broadening parameter $i\delta$ to suppress noise in the density-functional integrations. Fröhlich polaron methods provide an analytic expression for the contribution of the problematic optical phonon mode. We use this to correct the temperature dependence obtained from the adiabatic approximation. Test calculations are done for zincblende GaN for an 18x18x18 integration grid. The Fröhlich correction is of order 0.02 eV for the zero-point energy shifts, and smaller for the thermal shifts.

1 Introduction

Computation by density functional theory (DFT) of the temperature dependence of electronic properties of semiconductors and insulators, and also metals, has grown recently [1–8]. Fits to experimental data with different models have also been done [9–12]. The temperature dependence of the band gap of semiconductors affects applications. For arbitrary bands, the electron-phonon contribution to the renormalization ($E_{\mathbf{k}n} - \varepsilon_{\mathbf{k}n}$) of the electronic bands, to second order in the ion's displacement, is

$$\begin{aligned}
 E_{\mathbf{k}n} - \varepsilon_{\mathbf{k}n} = & \frac{1}{N} \sum_{\mathbf{q}j}^{\text{BZ}} |\langle \mathbf{k}n | H_j^{(1)} | \mathbf{k} + \mathbf{q}n' \rangle|^2 \left[\frac{n_{\mathbf{q}j} + 1 - f_{\mathbf{k}+\mathbf{q}n'}}{\varepsilon_{\mathbf{k}n} - \varepsilon_{\mathbf{k}+\mathbf{q}n'} - \hbar\omega_{\mathbf{q}j} + i\delta} + \right. \\
 & \left. \frac{n_{\mathbf{q}j} + f_{\mathbf{k}+\mathbf{q}n'}}{\varepsilon_{\mathbf{k}n} - \varepsilon_{\mathbf{k}+\mathbf{q}n'} + \hbar\omega_{\mathbf{q}j} + i\delta} \right] \\
 & + \frac{1}{N} \sum_{\mathbf{q}j}^{\text{BZ}} \langle \mathbf{k}n | H_{jj}^{(2)} | \mathbf{k}n \rangle
 \end{aligned} \tag{1}$$

¹jeanpaul240@gmail.com

²philip.allen@stonybrook.edu

Here, $\langle \mathbf{k}n | H_j^{(1)} | \mathbf{k} + \mathbf{q}n' \rangle$ is the matrix element for scattering an electron \mathbf{k} by a phonon \mathbf{q} ; it has units of energy and a typical size of roughly the geometric mean of electron and phonon energies. The Debye-Waller term $\langle \mathbf{k}n | H_{jj}^{(2)} | \mathbf{k}n \rangle$ is the second order interaction energy involving two phonons $\mathbf{q}j$ and $\mathbf{q}'j'$, but only $\mathbf{q}j = -\mathbf{q}'j'$ enters in lowest order. The small parameter $i\delta$ ensures the theory is well defined. We will not consider thermal expansion in this work.

The perturbative formulas used by Allen, Heine and Cardona [13,14] drop the phonon energy $\pm\hbar\omega_{\mathbf{q}j}$ from the denominators in comparison with the electron energy difference $\varepsilon_{\mathbf{k}n} - \varepsilon_{\mathbf{k}+\mathbf{q}n'}$. This is an adiabatic approximation. The justification is that, in semiconductors, typical energy denominators are much larger than $\hbar\omega_{\mathbf{q}}$. However, it was pointed out by Poncé *et al.* [3] that for polar materials, it is necessary to keep the $\pm\hbar\omega_{LO}$ for longitudinal optic (LO) modes to avoid a divergence at band extrema caused by the long-range Fröhlich-type electron-phonon interaction. To be specific, the problem is worst at $\mathbf{k} = 0$. The integral involves $\int d^3q$ and a factor $1/q^2$ from the long-range polar electron-phonon matrix element. If the $\pm\hbar\omega_{LO}$ is omitted, the integral $\int dq/q^2$ diverges at $q = 0$.

There are also singular denominators $\varepsilon_{\mathbf{k}n} - \varepsilon_{\mathbf{k}+\mathbf{q}n'} \pm \hbar\omega_{\mathbf{q}j}$ on special surfaces in \mathbf{q} -space. These cases create problems if integrated numerically on a mesh. Regardless of how dense the \mathbf{q} -mesh is, singular denominators of this type do not converge (as already noted in [14]). A principal-value treatment in three dimensions is required. A useful procedure is to keep the $i\delta$ in the denominator finite and study the convergence in this parameter, as has been extensively applied in [3]. Since the true result around this type of singularity integrates to a small contribution when done correctly, it is generally a fairly safe expedient to add an imaginary energy $i\delta$, with a typical value of $\approx 0.1\text{eV}$.

When the state of interest $\mathbf{k}n$ is a band extremum, the $\pm\hbar\omega_{\mathbf{q}j}$ in the emission term (with factor $n_{\mathbf{q}j} + 1$) removes the singularity, but the absorption term (with factor $n_{\mathbf{q}j}$) has a singularity surface near $\mathbf{q} = 0$. Depending on how fine is the integration grid, the adjacent mesh points may lie inside or outside the singularity surface. The contribution from the central regions is not well computed. Suppressing the size of these contributions by using a significant δ should only be a problem when the long range polar singularity at $\mathbf{q} = 0$ causes the central contributions to be particularly large. A sensible approach is to neglect all $\pm\omega_{\mathbf{q}j}$ terms in the denominator, and use a broadening δ of size similar to the typical small denominator. Adding $i\delta$ causes the integrand to vanish at the central mesh point $\mathbf{q} = 0$, since the denominator is pure imaginary. An analytic correction can then be added in cases where the central region contribution is significant. This should deal adequately with all problems of singularities and convergence, provided the integration mesh is sufficiently dense (for example $20 \times 20 \times 20$) for a non-polar material like diamond.

In [3] the authors write the singular part of the electron-phonon matrix element, proportional to Z^*/q (where Z^* is the Born effective charge) in the $\mathbf{q} \rightarrow 0$ limit. The full theory is contained in the perturbative expressions worked out by Vogl [15]. The singular part corresponds to the Fröhlich polaron [16]. A Vogl expression is studied in [17] from an *ab-initio* perspective, and compared to the Fröhlich model at finite \mathbf{q} . In a similar work, Sjakste *et al.* [18] compare the Vogl expression for small \mathbf{q} with DFPT calculations, and

show that they coincide for $\mathbf{q} \rightarrow 0$. All agree that the polaron is the dominant contribution in the small \mathbf{q} region, and needs to be treated carefully.

The material we choose for the computations is zincblende GaN (cubic), abbreviated c-GaN, rather than the more stable wurtzite GaN (hexagonal), or h-GaN. Our corrections use the effective mass approximation ($\varepsilon_{\mathbf{k}} = \hbar^2 k^2 / 2m^*$), which works well since only a small region near $\mathbf{k} = 0$ is involved. Holes at the top of the triply-degenerate valence band might need more careful integrations, but we approximate them by using an average band mass.

One reason for choosing Gallium nitride is its useful properties, including a high thermal conductivity [19] and a high melting point that allows it to operate at high temperatures. Its wide and direct band gap make it efficient for lasers [20], and for high-power and high-frequency electronic devices [21–24]. Its use in white LEDs makes it a fundamental material to reduce worldwide consumption of electricity. Alloys with InN and AlN can engineer their optical and electrical properties [25].

Although h-GaN has been more thoroughly studied, c-GaN has several advantages: it has better n and p doping properties [26,27], higher saturated electron drift mobilities [25], and it is convenient to work in the 510 nm region. This justifies studying properties of c-GaN, where polar effects are simpler.

We first study how the correction changes with the integration radius. Then we calculate the temperature dependence of the minimum of the conduction band, including the polaron correction. And finally, we study the valence band. We use ABINIT [28, 29] to carry out the *ab-initio* calculations.

2 Discussion and results

We use Troullier-Martins pseudopotentials for both Gallium and Nitrogen in the Perdew-Wang [30] parametrization of local density approximation (LDA), generated using the fhi98PP code [31]. The Ga-3d electrons are included as valence electrons. We also use a 6x6x6 Monkhorst-Pack (MP) [32] centered \mathbf{k} -point grid in our calculations and a high energy cutoff of 1700 eV in order to converge the total energy to less than 0.018 meV per atom (h-GaN converges well with 1400 eV). We get a lattice constant of 4.499 Å; experimental values are 4.507 Å [33] and 4.52 Å [34]. The phonons and electron-phonon interaction matrix elements, using DFPT, are carried out in a 18x18x18 MP \mathbf{q} -point grid. We use a fixed imaginary part in the denominator of $i0.1\text{eV}$.

Except in metals at low T , the Fermi function $f_{\mathbf{k}+\mathbf{q},n'}$ in (1) can be neglected, and only Bose factors $n_{\mathbf{q}j}$ contribute T -dependence. The “adiabatic approximation” consists of ignoring the $\pm\omega_{\mathbf{q}j}$ in denominators, which is only dangerous in metals at low T where Fermi factors have sharp edges, or in polar materials where the matrix element is enhanced by long-range electric polarization accompanying the phonon.

A polaron describes the coupled system of an electron and phonons. Most often, only zero temperature is considered, but the concept works also at $T > 0$. The most famous case is the Fröhlich, or “large” polaron, present in ionic crystals and polar semiconductors. Fröhlich theory is designed for the bottom of the conduction band or top of the valence

band where an effective mass approximation $\varepsilon_{\mathbf{k}} = \hbar^2 k^2 / 2m^*$ is accurate, and for intraband ($n = n'$) coupling only to the polar LO mode, where ω_{LO} has negligible \mathbf{q} -dependence. The matrix element $|M|^2$ is $4\pi\alpha(\hbar\omega_{LO})^2(a_{LO}/\Omega_0 q^2)$. It is the factor q^{-2} which comes from long range polarization. The distance $a_{LO} = \sqrt{\hbar/2m^*\omega_{LO}}$ is of order 10\AA , larger than the zero-point root mean square vibrational displacement $u_{LO} = \sqrt{\hbar/2\mu\omega_{LO}}$ by the large factor $\sqrt{\mu/m^*}$, where μ is the appropriate ionic reduced mass. Since we are interested in the renormalization of the band gap, we focus on the band extrema at $\mathbf{k} = \Gamma$. At $T = 0$, extending the sum over the Brillouin Zone to infinity, the famous result is $E_{\mathbf{k}=0,c} - \varepsilon_{\mathbf{k}=0,c} = -\alpha\hbar\omega_{LO}$. The Fröhlich coupling constant is $\alpha = V_c/\hbar\omega_{LO}$, where V_c is a Coulomb interaction strength $V_c = (e^2/8\pi\tilde{\epsilon}_0\bar{\epsilon}a_{LO})$. The $\tilde{\epsilon}_0$ is the permittivity of free space, and the $\bar{\epsilon}$ is defined in terms of the low and high frequency dielectric constants as $1/\bar{\epsilon} = 1/\epsilon_\infty - 1/\epsilon_0$. For a non-degenerate band (*e.g.* the conduction band), the Fröhlich contribution to the renormalization at temperature T is given by

$$\begin{aligned} [E_{\mathbf{k}c} - \varepsilon_{\mathbf{k}c}]_{\text{Fr}, \mathbf{k}=0} &= -\frac{\alpha\hbar\omega_{LO}}{2\pi^2 a_{LO}} \int_0^{q_F} \frac{4\pi q^2 dq}{q^2} \left[\frac{n_B(T) + 1}{q^2 + a_{LO}^{-2}} + \frac{n_B(T)}{q^2 - a_{LO}^{-2}} \right] \\ &= -\alpha\hbar\omega_{LO} \left\{ \frac{\tan^{-1}(q_F a_{LO})}{\pi/2} [n_B(T) + 1] + \frac{1}{\pi} \ln \left| \frac{q_F - a_{LO}^{-1}}{q_F + a_{LO}^{-1}} \right| [n_B(T)] \right\} \end{aligned} \quad (2)$$

where $\varepsilon_{\mathbf{k}c} = \hbar^2 \mathbf{k}^2 / 2m^*$ is the unrenormalized energy of the conduction band at \mathbf{k} in the effective mass approximation, ω_{LO} is the longitudinal optical frequency, and $n_B(T) = 1/[\exp(\hbar\omega_{LO}/kT) - 1]$ is the Bose Einstein distribution. The radius of integration is q_F . It is perhaps not clear if it should be taken as the radius q_D of the Debye sphere whose volume is the BZ volume, or if should be approximated by the region in which the effective mass treatment is valid. The first term corresponds to phonon emission and is included in Fröhlich's treatment at $T = 0$. The second term is only present at non-zero temperature and it corresponds to phonon absorption.

In the adiabatic approximation, the term between brackets ($[]$) in (2) is replaced by $(2n_B + 1)/(q^2 - i2m^*\delta/\hbar^2)$, and then the real part is taken. Subtracting this term from the *ab-initio* calculation and adding the correct Fröhlich contribution, with ω_{LO} instead of the imaginary term, we obtain a meaningful result. We wish to be able to restrict the analytic integration in (2) to a small radius q_c close to $\mathbf{q} = 0$ for two reasons: (i) The effective mass approximation, and thus the Fröhlich model, is only valid close to $\mathbf{q} = 0$; (ii) We are assuming the adiabatic approximation is good away from $\mathbf{q} = 0$. The calculation is based on the fact that a small imaginary parameter only affects slightly the result, just as for the rest of the finite electron-phonon terms.

To determine the optimal integration radius, we calculate the difference between the Fröhlich-polaron contribution and the adiabatic approximation (replacing ω_{LO} with $i0.1$ eV) for different radii q_F of integration. The conduction band is very isotropic, with an effective mass $m^* = 0.16m_e$. The differences are shown in Fig. 1. We see that going beyond a radius of integration of $q_F = 0.094\text{\AA}^{-1}$, the curves differ by less than 1 meV for all temperatures. This means that the adiabatic expression and the Fröhlich polaron differ

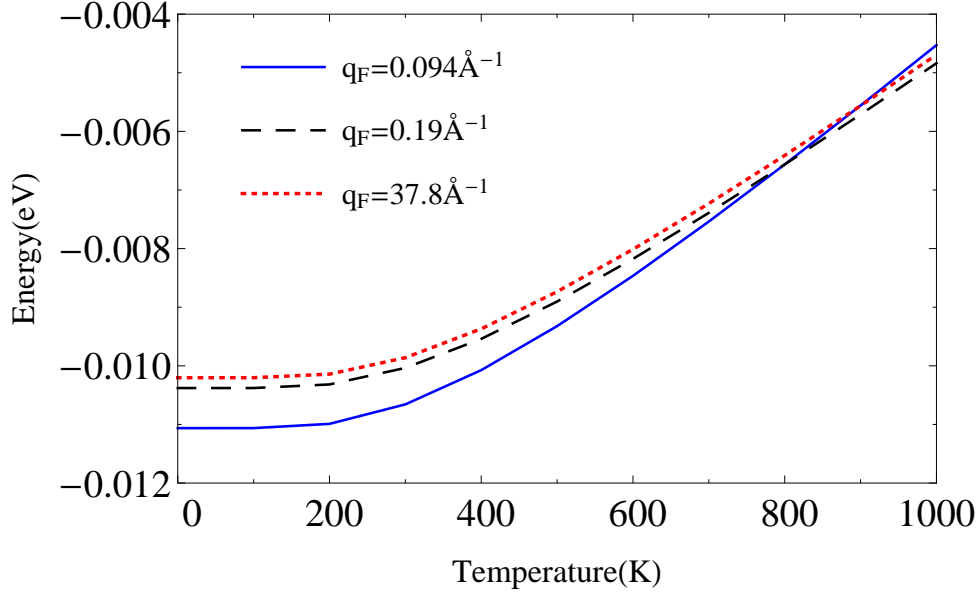


Figure 1: Difference between the Fröhlich contribution and the corresponding adiabatic approximation with $i\delta = i0.1\text{eV}$, for different radii of integration.

only close to $\mathbf{q} = 0$. For $q > 0.094\text{\AA}^{-1}$, the adiabatic expression is a good approximation to the Fröhlich polaron. We will refer to this radius as the convergence radius q_c .

In the adiabatic approximation, the denominator (for $\mathbf{k} = \mathbf{0}$ and $\mathbf{q} \rightarrow 0$) is $i\delta$, i.e., pure imaginary. Because the energy renormalization is given by the real part, the central mesh-cell contribution is 0 in the adiabatic approximation. But this is not the case in a proper non-adiabatic calculation, so we need to add the Fröhlich contribution in the central grid cell. Let us denote by q_m the radius of the central cell. The analysis can be separated in two cases:

(i) $q_m < q_c$: This case is a little bit more involved and it is the one present in the calculation, since we have $q_m = 0.067\text{\AA}^{-1}$ and $q_c = 0.094\text{\AA}^{-1}$. We will discuss it in the Appendix.

(ii) $q_m \geq q_c$: This case provides a simple method that can be easily used in other materials. We will illustrate this method with our c-GaN calculation, although the more careful analysis of the Appendix is required for a more precise result. Since the adiabatic DFT calculation has no contribution from the central cell, it does not have to be subtracted. Therefore, the correction is just given by (2) with $q_F = q_m$, which is a good enough radius of integration since $q_m \geq q_c$.

The corrections we get at $T = 0\text{ K}$ and $T = 1000\text{ K}$ are -19 meV and -22 meV , respectively. For the more precise method described in the Appendix, the corrections are -17 meV at $T = 0\text{ K}$ and -17.5 meV at $T = 1000\text{ K}$. They differ by $2 - 5\text{ meV}$. Roughly speaking, the adiabatic DFT curve of $E_{\Gamma c} - \varepsilon_{\Gamma c}$ versus temperature is shifted downwards rigidly. This can be understood from the slow temperature dependence of the Fröhlich

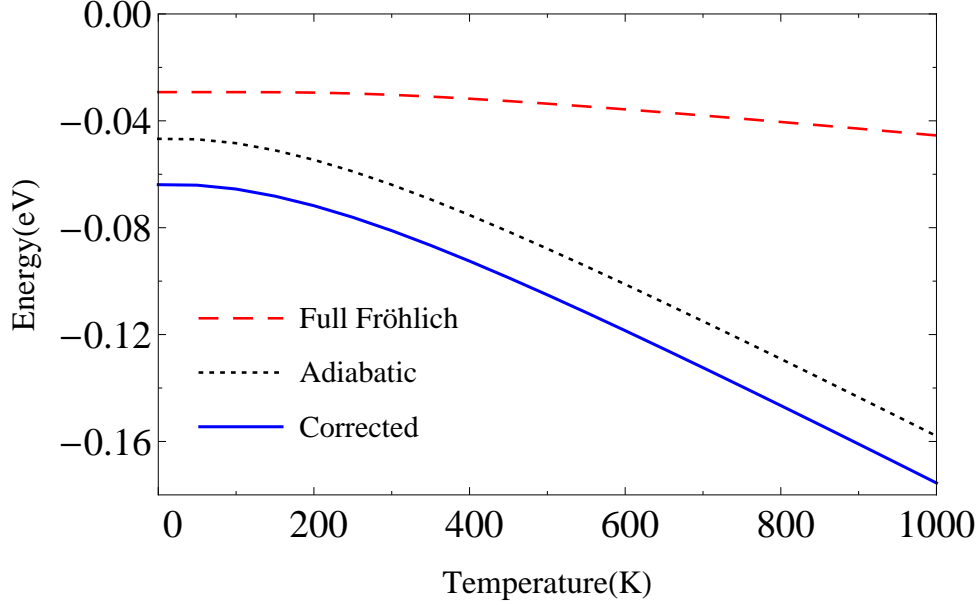


Figure 2: Temperature dependence of the conduction band: direct adiabatic calculation in a 18x18x18 MP grid with $\delta = 0.1\text{eV}$ (dotted), corrected calculation (full), and the Fröhlich contribution at finite temperature (dashed).

curve. The Fröhlich contribution in the $0 \leq q \leq 0.094\text{\AA}^{-1}$ region changes about 3 meV from 0 to 1000 K. In Fig. 2 we plot the adiabatic calculation of $E_{\Gamma c} - \varepsilon_{\Gamma c}$ done with ABINIT, the corrected result, and the Fröhlich contribution at finite temperature (taking as q_F the radius of the BZ). In the limit $q_F \rightarrow \infty$, (2) reduces to $-\alpha\hbar\omega_{LO}(n_{LO} + 1)$.

For the valence band, the correction is more complicated because of two factors: bands are degenerate and they are not isotropic. Since we are not considering spin-orbit coupling, the top of the valence band is triply degenerate. For degenerate (and isotropic) bands, Trebin and Rössler [35] have generalized Fröhlich's result (see equation (11) of their paper). Definitions of the tensors they use can be found in Baldereschi and Lipari [36]. In the case of c-GaN however, the bands are not isotropic. For the lightest band, the effective mass varies between $0.13m_e$ and $0.16m_e$, in the [100] and [111] directions respectively. The heavier bands coincide in the [100] and [111] directions, with effective masses of $0.81m_e$ and $1.78m_e$. But in the [110] direction, their effective masses are $0.81m_e$ and $4.5m_e$. To use the result of [35], first we average the inverse of the effective masses in the three directions for each band and treat them as if they were isotropic. We get $0.14m_e$, $0.99m_e$ and $1.49m_e$. And second, since in the model of [35] there is one light band and two heavy ones, we average $0.99m_e$ and $1.49m_e$, and get $1.19m_e$.

For $\mathbf{k} = \Gamma$, $[E_{\Gamma v} - \varepsilon_{\Gamma v}]_{\text{Fr}}$ (where v indicates valence) is an average of the Fröhlich contribution of the light and heavy bands. When the radius of integration q_F goes to infinity, the renormalization is $+\hbar\omega_{LO}(\alpha_0 + 2\alpha_1)/3$, where α_0 is the Fröhlich coupling

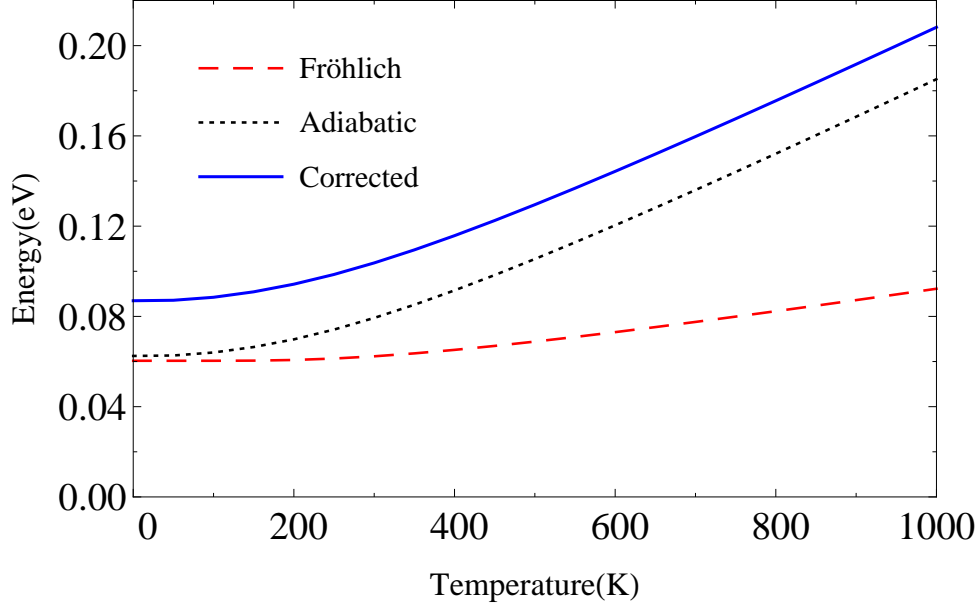


Figure 3: Temperature dependence of the valence band: direct adiabatic calculation in a 18x18x18 MP grid with $\delta = 0.1\text{eV}$ (dotted), corrected calculation (full), and the Fröhlich contribution at finite temperature (dashed).

constant of the light hole and α_1 of the heavy ones. If the three bands have the same effective mass, the result reduces to the Fröhlich polaron.³ Using the simple method described for case (ii), since the valence band is already treated approximately, we get that the corrections at $T = 0$ and at $T = 1000$ K are 24 meV and 23 meV. The adiabatic *ab-initio* calculation gives a band renormalization of 62 meV at $T=0$ K and 185 meV at $T=1000$ K before the correction. The total renormalization is 86 meV and 208 meV at $T = 0$ K and $T = 1000$ K, respectively. In Fig. 3 we have the results for the valence band analogous to Fig 2.

Therefore, we see that the Fröhlich correction provides approximately a constant shift of the renormalization by -17 meV for all temperatures in the conduction band, and +24 meV for the valence band. The Fröhlich correction is almost 40% for the ZPR of the conduction band and close to 30% in the valence band. At 1000 K, the corrections are between 10-15% of the result obtained from the DFT calculation.

³For the valence band, the sign of the q^2 term in the denominator changes. Also, the factors $n_B + 1 - f$ and $n_B + f$, where f is the Fermi-Dirac distribution, are now n_B and $n_B + 1$ instead of $n_B + 1$ and n_B , respectively. As a result, we get the same integrals as in the conduction band, with an extra minus sign; the band renormalization is now positive.

3 Conclusions

Our procedure is to first calculate the whole electronic renormalization in the adiabatic approximation with an $i\delta$. The $i\delta$ cures the divergence that precludes the use of the adiabatic approximation at the extrema of polar materials. Then we add the Fröhlich polaron contribution in the central mesh-cell, omitted in the DFT adiabatic calculation due to the pure imaginary denominator $i\delta$. This method is then a combination of the adiabatic and non-adiabatic approximations. We avoid using a very dense \mathbf{q} -grid by treating the Fröhlich polaron analytically. By this method, we calculate the electron-phonon temperature dependence of the minimum of the conduction band, and estimate it for the valence band. The polaron contribution is a significant fraction of the total electron-phonon renormalization, although it decreases as the temperature increases.

4 Acknowledgments

We thank the Brookhaven National Laboratory Center for Functional Nanomaterials (CFN) under project 33862 for time on their computer cluster. This research also used computational resources at the Stony Brook University Institute for Advanced Computational Science (IACS). Work at Stony Brook was supported by US DOE Grant No. DE-FG02-08ER46550. JPN is deeply grateful to Elena Hirsch and the Fundación Bunge y Born for their financial support during his Master's degree at SBU. JPN also thanks Samuel Poncé for help.

5 Appendix

Here we describe the method for case (i), where $q_m < q_c$. The difference between the Fröhlich contribution and the adiabatic expression is small beyond a radius q_c . Because of the $i\delta$ there is no adiabatic contribution from the central cell (in c-GaN, a truncated octahedron), which can be approximated by a sphere of radius q_m . Instead of subtracting the adiabatic contribution from 0 to q_c , we have to subtract it from q_m to q_c . Therefore we need to determine what is the adiabatic contribution in this region. The *ab-initio* calculation consists of evaluating the renormalization expression at the sampling points, multiplying by the surrounding volume Ω_{BZ}/N (with Ω_{BZ} the volume of the BZ) and summing. In our case of a 18x18x18 grid, the sampling points P closest to Γ are $\pi/a(\pm 1, \pm 1, \pm 1)/9$. Their radii are $q_P = 0.134\text{\AA}^{-1}$, while $q_m = q_P/2 = 0.067\text{\AA}^{-1}$ and $q_c = 0.094\text{\AA}^{-1}$. So only the closest sampling cells intersect the sphere of radius q_c . For the c-GaN conduction band, $\varepsilon_P - \varepsilon_\Gamma = 0.35$ eV. The correction is then

$$\Delta(T) = -\alpha\hbar\omega_{LO} \left\{ \frac{\tan^{-1}(q_F a_{LO})}{\pi/2} [n_B(T) + 1] + \frac{1}{\pi} \ln \left| \frac{q_F - a_{LO}^{-1}}{q_F + a_{LO}^{-1}} \right| [n_B(T)] \right\} \\ + \Re \frac{\alpha\hbar\omega_{LO}}{2\pi^2 a_{LO}} 4\pi(q_c^2 - q_m^2) \frac{[2n_B(T) + 1]}{(\varepsilon_P - \varepsilon_\Gamma - i\delta)2m^*/\hbar^2} \quad (3)$$

where \Re indicates the real part. The plot of the adiabatic calculation with an $i\delta$ and the correction is included in Fig. 2 in the main text.

Some additional comments are appropriate. The effective mass varies between $0.157m_e$ and $0.175m_e$ when taking different radii up to 0.094\AA^{-1} . The difference of the Fröhlich contribution for these two effective masses in the correction is only 0.6 meV or less for all temperatures. So the change of the effective mass with k causes negligible errors in our method.

For grids denser than $N_q \times N_q \times N_q$ with $N_q = 18$, we are in case (i), with q_m considerably smaller than q_c . In this case, instead of taking the energy difference between Γ and nearby points P in the denominator as we just described, we use the effective mass approximation and integrate from $q_m \leq q \leq q_c$.

It is important to notice that at a minimum of the conduction bands, we can make the $i\delta$ very small in the adiabatic approximation (unless some band is very heavy, as the c-GaN heavier valence band). What changes, is that the adiabatic part of the correction (present only in case (i)) gets bigger. However, if we want to use the method in its simplified form for $q_m \lesssim q_c$, a value of $\delta \approx \omega_{LO}$ is convenient.

References

- [1] F. Giustino, Steven G. Louie, and Marvin L. Cohen, Phys. Rev. Lett. **105**, 265501 (2010)
- [2] Z.M. Gibbs, H. Kim, H. Wang, R.L. White, F. Drymiotis, M. Kaviani, and G.J. Snyder, Applied Physics Letter **103**, 262109 (2013)
- [3] S. Poncé, Y. Gillet, J. L. Janssen, A. Marini, M. Verstraete, and X. Gonze, J. Chem. Phys. **143**, 102813 (2015)
- [4] S. Poncé, G. Antonius, P. Boulanger, E. Cannuccia, A. Marini, M. Côté, X. Gonze, Computational Materials Science **83**, 341348 (2014)
- [5] G. Antonius, S. Poncé, P. Boulanger, M. Côté and X. Gonze, PRL **112**, 215501 (2014)
- [6] S. M. Story, J.J. Kas, F.D. Vila, M.J. Verstraete and J. J. Rehr, Phys. Rev. B, **90**, 195135 (2014).

- [7] M.J. Verstraete, J. Phys.: Condens. Matter **25**, 136001 (7pp)(2013)
- [8] A.M. Brown, R. Sundararaman, P. Narang, W.A. Goddard III, and H.A. Atwater, arXiv:1602.00625v1 (2016)
- [9] F.J. Manjón, M.A. Hernández-Fenollosa, B. Marí, S.F. Li, C.D. Poweleit, A. Bell, J. Menéndez, and M. Cardona, Phys. J. B **40**, 453458 (2004)
- [10] M. Cardona and R.K. Kremer, Thin Solid Films 571 680683 (2011)
- [11] J. Bhosale and A. K. Ramdas, A. Burger, A. Munoz, A. H. Romero, M. Cardona, R. Lauck, and R. K. Kremer, Phys. Rev. B, **86**, 195208 (2012)
- [12] P. Dey, J. Paul, J. Bylsma, D. Karaiskaj, J.M. Luther, M.C. Beard and A.H. Romero, Solid State Commun. **65**, 4954 (2013)
- [13] P. B. Allen and V. Heine, J. of Phys. C: Solid State Phys. **9**, 2305 (1976).
- [14] P. B. Allen and M. Cardona, Phys. Rev. B **23**, 1495.
- [15] P. Vogl, Phys. Rev. B **13**, 694 (1976)
- [16] H. Fröhlich, Adv. Phys. **3**, 325 (1954)
- [17] C. Verdi and F. Giustino, PRL **115**, 176401 (2015)
- [18] J. Sjakste, N. Vast, M. Calandra and F. Mauri, Phys. Rev B **92**, 054307 (2015) (1981).
- [19] G. A. Slack, L. J. Schowalter, D. Morelli, and J. A. Freitas, J. Cryst. Growth **246**, 287 (2002)
- [20] S. Nakamura, G. Fasol, S.J. Pearton, *The Blue Laser Diode: The Complete Story*, Springer (2000)
- [21] M.A. Khan, M.S. Shur, Q.C. Chen, J.N. Kuznia, Electron. Lett. 1994, **30**, 2175
- [22] O. Aktas, W. Kim, Z. Fan, A.E. Botchkarev, A. Salvador, S.N. Mohammad, B. Sverdlov, H. Morkov, Electron. Lett. **31**, 1389 (1995)
- [23] S. N. Mohammad, A. A. Salvador and H. Morkoc Proc. IEEE **83**, 1306 (1995)
- [24] K. Chung, C.H. Lee, and G.C. Yi, Science **330**, 655 (2010).
- [25] S. Strite and H. Morkoç, Journal of Vacuum Science and Technology B **10**, 1237 (1992)
- [26] O. Brandt, H. Yang, H. Kostial and K.H. Ploog, Appl. Phys. Lett. **69**, 2707 (1996)

- [27] M.E. Lin, G. Xue, G.L. Zhou, J.E. Greene and H. Morkoç, Appl. Phys. Lett. **63**, 932 (1993)
- [28] X. Gonze, B. Amadon, P.M. Anglade, J.-M. Beuken, F. Bottin, P. Boulanger, F. Bruneval, D. Caliste, R. Caracas, M. Côté, T. Deutsch, L. Genovese, Ph. Ghosez, M. Giantomassi, S. Goedecker, D. Hamann, P. Hermet, F. Jollet, G. Jomard, S. Leroux, M. Mancini, S. Mazevet, M.J.T. Oliveira, G. Onida, Y. Pouillon, T. Rangel, G.-M. Rignanese, D. Sangalli, R. Shaltaf, M. Torrent, M.J. Verstraete, G. Zrah, J.W. Zwanziger. Computer Physics Communications **180**, 2582-2615 (2009).
- [29] X. Gonze, J.M. Beuken, R. Caracas, F. Detraux, M. Fuchs, G.M. Rignanese, L. Sindic, M. Verstraete, G. Zerah, F. Jollet, M. Torrent, A. Roy, M. Mikami, Ph. Ghosez, J.Y. Raty, D.C. Allan. Computational Materials Science **25**, 478-492 (2002).
- [30] J. P. Perdew and Y. Wang, Phys. Rev. B **45**, 13244 (1992)
- [31] M. Fuchs and M. Scheffler, Computer Physics Communications 119, **67** (1999).
- [32] H. J. Monkhorst and J. D. Pack, Phys. Rev. B **13**, 5188 (1976)
- [33] M. Feneberg, Phys. Rev. B **85**,155207 (2012)
- [34] Bougrov et al, in Properties of Advanced Semiconductor Materials: GaN, AlN, InN, BN, SiC, SiGe. Eds. M.E. Levinshtein,S.L. Rumyantsev, M.S. Shur, John Wiley and Sons, Inc., New York, 2001, 1-30.
- [35] H.R. Trebin and U. Rössler, Phys. Stat. Sol. B **70**, 717 (1975)
- [36] A. Baldereschi and N. O. Lipari, Phys. Rev. B **8**, 2697 (1973)