

Minnaert resonances for acoustic waves in bubbly media*

Habib Ammari[†] Brian Fitzpatrick[†] David Gontier[†] Hyundae Lee[‡]
 Hai Zhang[§]

Abstract

Through the application of layer potential techniques and Gohberg-Sigal theory we derive an original formula for the Minnaert resonance frequencies of arbitrarily shaped bubbles. We also provide a mathematical justification for the monopole approximation of scattering of acoustic waves by bubbles at their Minnaert resonant frequency. Our results are complemented by several numerical examples which serve to validate our formula in two dimensions.

Mathematics Subject Classification (MSC2000): 35R30, 35C20.

Keywords: Minnaert resonance, bubble, monopole approximation, layer potentials, acoustic waves.

1 Introduction

The purpose of this work is to understand acoustic wave propagation through a liquid containing bubbles. Our motivation is the use of bubbles in medical ultrasonic imaging as strong sound scatterers at particular frequencies known as Minnaert resonances. Many interesting physical works have been devoted to the acoustic bubble problem; see, for instance, [10, 12, 14, 15, 20, 21]. Nevertheless, the characterization of the Minnaert resonances for arbitrary shaped bubbles has been a longstanding problem.

In this paper we derive an original formula for the Minnaert resonances of bubbles of arbitrary shapes using layer potential techniques and Gohberg-Sigal theory [4]. Our formula can be generalized to multiple bubbles. We provide a mathematical justification for the monopole approximation and demonstrate the enhancement of the scattering in the far field at the Minnaert resonances. We show that there is a correspondence between bubbles in water and plasmonic nanoparticles in that both raise similar fundamental questions [7]. However, the mathematical formulation of Minnaert resonances is much more involved than the formulation of plasmonic resonances.

The Minnaert resonance is a low frequency resonance in which the wavelength is much larger than the size of the bubble [12]. Our results in this paper have important applications. They can

*This work was supported by the ERC Advanced Grant Project MULTIMOD–267184. Hyundae Lee was supported by NRF-2015R1D1A1A01059357 grant. Hai Zhang was supported by a startup fund from HKUST.

[†]Department of Mathematics, ETH Zürich, Rämistrasse 101, CH-8092 Zürich, Switzerland (habib.ammari@math.ethz.ch, brian.fitzpatrick@sam.math.ethz.ch, david.gontier@sam.math.ethz.ch).

[‡]Department of Mathematics, Inha University, 253 Yonghyun-dong Nam-gu, Incheon 402-751, Korea (hdlee@inha.ac.kr).

[§]Department of Mathematics, HKUST, Clear Water Bay, Kowloon, Hong Kong (haizhang@ust.hk).

be used to show that at the Minnaert resonance it is possible to achieve superfocusing of acoustic waves or imaging of passive sources with a resolution beyond the Rayleigh diffraction limit [5, 6]. Foldy's approximation applies and yields to the conclusion that the medium surrounding the source behaves like a high contrast dispersive medium [13]. As the dispersion is small, it has little effect on the superfocusing and superresolution phenomena. Effective equations for wave propagation in bubbly liquids have been derived in the low frequency regime where the frequency is much smaller than the Minnaert resonance frequency [8, 9, 16]. In this paper, however, we are more concerned with wave propagation in the resonant regime.

The paper is organized as follows. In Section 2 we consider the scattering of acoustic waves in three dimensions by a single bubble and derive its Minnaert resonances in terms of its capacity, volume, and material parameters. In Section 3 we derive the point scatterer approximation of the bubble in the far-field. In Section 4 we perform numerical simulations in two dimensions to illustrate the main findings of this paper. The paper ends with some concluding remarks. In Appendix A, we collect some useful asymptotic formulas for layer potentials in two and three dimensions. Derivations of the two-dimensional Minnaert resonances are given in Appendix B.

2 The Minnaert resonance

We consider the scattering of acoustic waves in a homogeneous media by a bubble embedded inside. Assume that the bubble occupies a bounded and simply connected domain D with $\partial D \in C^{1,s}$ for some $0 < s < 1$. We denote by ρ_b and κ_b the density and the bulk modulus of the air inside the bubble, respectively. ρ and κ are the corresponding parameters for the background media $\mathbb{R}^3 \setminus D$. The scattering problem can be modeled by the following equations:

$$\left\{ \begin{array}{l} \nabla \cdot \frac{1}{\rho} \nabla u + \frac{\omega^2}{\kappa} u = 0 \quad \text{in } \mathbb{R}^3 \setminus D, \\ \nabla \cdot \frac{1}{\rho_b} \nabla u + \frac{\omega^2}{\kappa_b} u = 0 \quad \text{in } D, \\ u_+ - u_- = 0 \quad \text{on } \partial D, \\ \frac{1}{\rho} \frac{\partial u}{\partial \nu} \Big|_+ - \frac{1}{\rho_b} \frac{\partial u}{\partial \nu} \Big|_- = 0 \quad \text{on } \partial D, \\ u^s := u - u^i \text{ satisfies the Sommerfeld radiation condition.} \end{array} \right. \quad (2.1)$$

Here, $\partial/\partial \nu$ denotes the outward normal derivative and $|_{\pm}$ denote the limits from outside and inside D .

We introduce four auxiliary parameters to facilitate our analysis:

$$v = \sqrt{\frac{\rho}{\kappa}}, \quad v_b = \sqrt{\frac{\rho_b}{\kappa_b}}, \quad k = \omega v, \quad k_b = \omega v_b. \quad (2.2)$$

We also introduce two dimensionless contrast parameters:

$$\delta = \frac{\rho_b}{\rho}, \quad \tau = \frac{k_b}{k} = \frac{v_b}{v} = \sqrt{\frac{\rho_b \kappa}{\rho \kappa_b}}. \quad (2.3)$$

By choosing proper physical units, we may assume that the size of the bubble is of order 1 and that the wave speeds outside and inside the bubble are both of order 1. Thus the contrast between the wave speeds is not significant. We assume, however, that there is a large contrast in the bulk moduli. In summary, we assume that $\delta \ll 1$ and $\tau = O(1)$.

We use layer potentials to represent the solution to the scattering problem (2.1). Let the single layer potential \mathcal{S}_D^k associated with D and wavenumber k be defined by

$$\mathcal{S}_D^k[\psi](x) = \int_{\partial D} G(x, y, k) \psi(y) d\sigma(y), \quad x \in \partial D,$$

where

$$G(x, y, k) = -\frac{e^{ik|x-y|}}{4\pi|x-y|}$$

is the Green function of the Helmholtz equation in \mathbb{R}^3 , subject to the Sommerfeld radiation condition. We also define the boundary integral operator $\mathcal{K}_D^{k,*}$ by

$$\mathcal{K}_D^{k,*}[\psi](x) = \int_{\partial D} \frac{\partial G(x, y, k)}{\partial \nu(x)} \psi(y) d\sigma(y), \quad x \in \partial D.$$

Then the solution u can be written as

$$u(x) = \begin{cases} u^{in} + \mathcal{S}_D^k[\psi], & x \in \mathbb{R}^3 \setminus \bar{D}, \\ \mathcal{S}_D^{k_b}[\psi_b], & x \in D, \end{cases} \quad (2.4)$$

for some surface potentials $\psi, \psi_b \in L^2(\partial D)$. Using the jump relations for the single layer potentials, it is easy to derive that ψ and ψ_b satisfy the following system of boundary integral equations:

$$\mathcal{A}(\omega, \delta)[\Psi] = F, \quad (2.5)$$

where

$$\mathcal{A}(\omega, \delta) = \begin{pmatrix} \mathcal{S}_D^{k_b} & -\mathcal{S}_D^k \\ -\frac{1}{2}Id + \mathcal{K}_D^{k_b,*} & -\delta(\frac{1}{2}Id + \mathcal{K}_D^{k,*}) \end{pmatrix}, \quad \Psi = \begin{pmatrix} \psi_b \\ \psi \end{pmatrix}, \quad F = \begin{pmatrix} u^{in} \\ \delta \frac{\partial u^{in}}{\partial \nu} \end{pmatrix}.$$

One can show that the scattering problem (2.1) is equivalent to the boundary integral equations (2.5).

Throughout the paper, we denote by $\mathcal{H} = L^2(\partial D) \times L^2(\partial D)$ and by $\mathcal{H}_1 = H^1(\partial D) \times L^2(\partial D)$, and use (\cdot, \cdot) for the inner product in L^2 spaces and $\|\cdot\|$ for the norm in \mathcal{H} . Here, H^1 is the standard Sobolev space. It is clear that $\mathcal{A}(\omega, \delta)$ is a bounded linear operator from \mathcal{H} to \mathcal{H}_1 , i.e. $\mathcal{A}(\omega, \delta) \in \mathcal{L}(\mathcal{H}, \mathcal{H}_1)$.

The resonance of the bubble in the scattering problem (2.1) can be defined as all the complex numbers ω with negative imaginary part such that there exists a nontrivial solution to the following equation:

$$\mathcal{A}(\omega, \delta)[\Psi] = 0. \quad (2.6)$$

These can be viewed as the characteristic values of the operator-valued analytic function (with respect to ω) $\mathcal{A}(\omega, \delta)$. We are interested in the quasi-static resonance of the bubble, or the resonance frequency at which the size of the bubble is much smaller than the wavelength of the incident wave outside the bubble. In some physics literature, this resonance is called the

Minnaert resonance. Due to our assumptions on the bubble being of size order one, and the wave speed outside of the bubble also being of order one, this resonance should lie in a small neighborhood of the origin in the complex plane. In what follows, we apply the Gohberg-Sigal theory to find this resonance.

We first look at the limiting case when $\delta = \omega = 0$. It is clear that

$$\mathcal{A}_0 := \mathcal{A}(0, 0) = \begin{pmatrix} \mathcal{S}_D & -\mathcal{S}_D \\ -\frac{1}{2}Id + \mathcal{K}_D^* & 0 \end{pmatrix}, \quad (2.7)$$

where, for $\psi \in L^2(\partial D)$ and $x \in \partial D$,

$$\begin{aligned} \mathcal{S}_D[\psi](x) &= -\frac{1}{4\pi} \int_{\partial D} \frac{\psi(y)}{|x-y|} d\sigma(y), \\ \mathcal{K}_D^*[\psi](x) &= -\frac{1}{4\pi} \int_{\partial D} \frac{(x-y) \cdot \nu_x}{|x-y|^3} \psi(y) d\sigma(y). \end{aligned}$$

Let $\chi_{\partial D}$ denote the characteristic function of ∂D and let \mathcal{A}_0^* be the adjoint of \mathcal{A} .

Lemma 2.1. *We have*

(i) $Ker(\mathcal{A}_0) = span \{\Psi_0\}$ where

$$\Psi_0 = \alpha_0 \begin{pmatrix} \psi_0 \\ \psi_0 \end{pmatrix}$$

with $\psi_0 = \mathcal{S}_D^{-1}[\chi_{\partial D}]$ and the constant α_0 being chosen such that $\|\Psi_0\| = 1$;

(ii) $Ker(\mathcal{A}_0^*) = span \{\Phi_0\}$ where

$$\Phi_0 = \beta_0 \begin{pmatrix} 0 \\ \phi_0 \end{pmatrix}$$

with $\phi_0 = \chi_{\partial D}$ and the constant β_0 being chosen such that $\|\Phi_0\| = 1$.

The above lemma shows that $\omega = 0$ is a characteristic value for the operator-valued analytic function $\mathcal{A}(\omega, \delta)$. By the Gohberg-Sigal theory [4], we can conclude the following result about the existence of the quasi-static resonance.

Lemma 2.2. *For any δ , sufficiently small, there exists a characteristic value $\omega_0 = \omega_0(\delta)$ to the operator-valued analytic function $\mathcal{A}(\omega, \delta)$ such that $\omega_0(0) = 0$ and ω_0 depends on δ continuously. This characteristic value is also the quasi-static resonance (or Minnaert resonance).*

We next perform asymptotic analysis on the operator $\mathcal{A}(\omega, \delta)$. Using the results in Appendix A, we can derive the following result.

Lemma 2.3. *In the space $\mathcal{L}(\mathcal{H}, \mathcal{H}_1)$, we have*

$$\mathcal{A}(\omega, \delta) := \mathcal{A}_0 + \mathcal{B}(\omega, \delta) = \mathcal{A}_0 + \omega \mathcal{A}_{1,0} + \omega^2 \mathcal{A}_{2,0} + \omega^3 \mathcal{A}_{3,0} + \delta \mathcal{A}_{0,1} + \delta \omega^2 \mathcal{A}_{2,1} + O(\omega^4) + O(\delta \omega^3),$$

where

$$\mathcal{A}_{1,0} = \begin{pmatrix} \tau v \mathcal{S}_{D,1} & -v \mathcal{S}_{D,1} \\ 0 & 0 \end{pmatrix}, \quad \mathcal{A}_{2,0} = \begin{pmatrix} \tau^2 v^2 \mathcal{S}_{D,2} & -v^2 \mathcal{S}_{D,2} \\ \tau^2 v^2 \mathcal{K}_{D,2} & 0 \end{pmatrix}, \quad \mathcal{A}_{3,0} = \begin{pmatrix} \tau^3 v^3 \mathcal{S}_{D,3} & -v^3 \mathcal{S}_{D,3} \\ \tau^3 v^3 \mathcal{K}_{D,3} & 0 \end{pmatrix},$$

$$\mathcal{A}_{0,1} = \begin{pmatrix} 0 & 0 \\ 0 & -(\frac{1}{2}Id + \mathcal{K}_D^*) \end{pmatrix}, \quad \mathcal{A}_{2,1} = \begin{pmatrix} 0 & 0 \\ 0 & -v^2\mathcal{K}_{D,2} \end{pmatrix}.$$

We define a projection \mathcal{P}_0 from \mathcal{H} to \mathcal{H}_1 by

$$\mathcal{P}_0[\Psi] := (\Psi, \Psi_0)\Phi_0,$$

and denote by

$$\tilde{\mathcal{A}}_0 = \mathcal{A}_0 + \mathcal{P}_0.$$

The following results hold.

Lemma 2.4. *We have*

(i) *The operator $\tilde{\mathcal{A}}_0$ is a bijective operator in $\mathcal{L}(\mathcal{H}, \mathcal{H}_1)$. Moreover, $\tilde{\mathcal{A}}_0[\Psi_0] = \Phi_0$;*

(ii) *The adjoint of $\tilde{\mathcal{A}}_0$, $\tilde{\mathcal{A}}_0^*$, is a bijective operator in $\mathcal{L}(\mathcal{H}, \mathcal{H}_1)$. Moreover, $\tilde{\mathcal{A}}_0^*[\Phi_0] = \Psi_0$.*

Proof. By construction, and the fact that \mathcal{S}_D is bijective from $L^2(\partial D)$ to $H^1(\partial D)$ [2], we can show that $\tilde{\mathcal{A}}_0$ is a bijective. So too is $\tilde{\mathcal{A}}_0^*$. We only need to show that $\tilde{\mathcal{A}}_0^*[\Phi_0] = \Psi_0$. Indeed, we can check that $\mathcal{P}_0^*[\theta] = (\theta, \Phi_0)\Psi_0$. Thus, it follows that

$$\tilde{\mathcal{A}}_0^*[\Phi_0] = \mathcal{P}_0^*[\Phi_0] = (\Phi_0, \Phi_0)\Psi_0 = \Psi_0,$$

which completes the proof. □

Our main result in this section is stated in the following theorem.

Theorem 2.1. *In the quasi-static regime, there exists two resonances for a single bubble:*

$$\begin{aligned} \omega_{0,0}(\delta) &= \sqrt{\frac{Cap(D)}{\tau^2 v^2 Vol(D)}} \delta^{\frac{1}{2}} - i \frac{Cap(D)^2}{8\pi\tau^2 v Vol(D)} \delta + O(\delta^{\frac{3}{2}}), \\ \omega_{0,1}(\delta) &= -\sqrt{\frac{Cap(D)}{\tau^2 v^2 Vol(D)}} \delta^{\frac{1}{2}} - i \frac{Cap(D)^2}{8\pi\tau^2 v Vol(D)} \delta + O(\delta^{\frac{3}{2}}), \end{aligned}$$

where $Vol(D)$ is the volume of D and $Cap(D) := -(\psi_0, \chi_{\partial D}) = -(\mathcal{S}_D^{-1}[\chi_{\partial D}], \chi_{\partial D})$ is the capacity of D . The first resonance $\omega_{0,0}$ is called the Minnaert resonance.

Proof. Step 1. We find the resonance by solving the following equation

$$\mathcal{A}(\omega, \delta)[\Psi_\delta] = 0. \tag{2.8}$$

Write $\Psi_\delta = \Psi_0 + \Psi_1$ and assume the orthogonality condition

$$(\Psi_1, \Psi_0) = 0. \tag{2.9}$$

Step 2. Since $\tilde{\mathcal{A}}_0 = \mathcal{A}_0 + \mathcal{P}_0$, (2.8) is equivalent to the following

$$(\tilde{\mathcal{A}}_0 - \mathcal{P}_0 + \mathcal{B})[\Psi_0 + \Psi_1] = 0.$$

Observe that as the operator $\tilde{\mathcal{A}}_0 + \mathcal{B}$ is invertible for sufficiently small δ and ω , we can apply $(\tilde{\mathcal{A}}_0 + \mathcal{B})^{-1}$ to both sides of the above equation to deduce that

$$\Psi_1 = (\tilde{\mathcal{A}}_0 + \mathcal{B})^{-1} \mathcal{P}_0[\Psi_0] - \Psi_0 = (\tilde{\mathcal{A}}_0 + \mathcal{B})^{-1}[\Phi_0] - \Psi_0. \quad (2.10)$$

Step 3. Using the orthogonality condition (2.9), we arrive at the following equation:

$$A(\omega, \delta) := \left((\tilde{\mathcal{A}}_0 + \mathcal{B})^{-1}[\Phi_0], \Psi_0 \right) - 1 = 0 \quad (2.11)$$

Step 4. We calculate $A(\omega, \delta)$. Using the identity

$$(\tilde{\mathcal{A}}_0 + \mathcal{B})^{-1} = \left(Id + \tilde{\mathcal{A}}_0^{-1} \mathcal{B} \right)^{-1} \tilde{\mathcal{A}}_0^{-1} = \left(Id - \tilde{\mathcal{A}}_0^{-1} \mathcal{B} + \tilde{\mathcal{A}}_0^{-1} \mathcal{B} \tilde{\mathcal{A}}_0^{-1} \mathcal{B} + \dots \right) \tilde{\mathcal{A}}_0^{-1},$$

and the fact that

$$\tilde{\mathcal{A}}_0^{-1}[\Phi_0] = \Psi_0,$$

we obtain

$$\begin{aligned} A(\omega, \delta) &= -\omega (\mathcal{A}_{1,0}[\Psi_0], \Phi_0) - \omega^2 (\mathcal{A}_{2,0}[\Psi_0], \Phi_0) - \omega^3 (\mathcal{A}_{3,0}[\Psi_0], \Phi_0) - \delta (\mathcal{A}_{0,1}[\Psi_0], \Phi_0) \\ &\quad + \omega^2 \left(\mathcal{A}_{1,0} \tilde{\mathcal{A}}_0^{-1} \mathcal{A}_{1,0}[\Psi_0], \Phi_0 \right) + \omega^3 \left(\mathcal{A}_{1,0} \tilde{\mathcal{A}}_0^{-1} \mathcal{A}_{2,0}[\Psi_0], \Phi_0 \right) + \omega^3 \left(\mathcal{A}_{2,0} \tilde{\mathcal{A}}_0^{-1} \mathcal{A}_{1,0}[\Psi_0], \Phi_0 \right) \\ &\quad + \omega \delta \left(\mathcal{A}_{1,0} \tilde{\mathcal{A}}_0^{-1} \mathcal{A}_{0,1}[\Psi_0], \Phi_0 \right) + \omega \delta \left(\mathcal{A}_{0,1} \tilde{\mathcal{A}}_0^{-1} \mathcal{A}_{1,0}[\Psi_0], \Phi_0 \right) \\ &\quad + \omega^3 \left(\mathcal{A}_{1,0} \tilde{\mathcal{A}}_0^{-1} \mathcal{A}_{1,0} \tilde{\mathcal{A}}_0^{-1} \mathcal{A}_{1,0}[\Psi_0], \Phi_0 \right) + O(\omega^4) + O(\delta^2). \end{aligned}$$

It is clear that $\mathcal{A}_{1,0}^*[\Phi_0] = 0$. Consequently, we get

$$\begin{aligned} A(\omega, \delta) &= -\omega^2 (\mathcal{A}_{2,0}[\Psi_0], \Phi_0) - \omega^3 (\mathcal{A}_{3,0}[\Psi_0], \Phi_0) - \delta (\mathcal{A}_{0,1}[\Psi_0], \Phi_0) \\ &\quad + \omega^3 \left(\mathcal{A}_{2,0} \tilde{\mathcal{A}}_0^{-1} \mathcal{A}_{1,0}[\Psi_0], \Phi_0 \right) + \omega \delta \left(\mathcal{A}_{0,1} \tilde{\mathcal{A}}_0^{-1} \mathcal{A}_{1,0}[\Psi_0], \Phi_0 \right) + O(\omega^4) + O(\delta^2). \end{aligned}$$

In the next four steps, we calculate the terms $(\mathcal{A}_{2,0}[\Psi_0], \Phi_0)$, $(\mathcal{A}_{3,0}[\Psi_0], \Phi_0)$, $(\mathcal{A}_{0,1}[\Psi_0], \Phi_0)$, $(\mathcal{A}_{2,0} \tilde{\mathcal{A}}_0^{-1} \mathcal{A}_{1,0}[\Psi_0], \Phi_0)$ and $(\mathcal{A}_{0,1} \tilde{\mathcal{A}}_0^{-1} \mathcal{A}_{1,0}[\Psi_0], \Phi_0)$.

Step 5. We have

$$\begin{aligned} (\mathcal{A}_{2,0}[\Psi_0], \Phi_0) &= \alpha_0 \beta_0 \tau^2 v^2 (\mathcal{K}_{D,2}[\psi_0], \phi_0) = \alpha_0 \beta_0 \tau^2 v^2 (\psi_0, \mathcal{K}_{D,2}^*[\phi_0]) \\ &= -\alpha_0 \beta_0 \tau^2 v^2 \int_{\partial D} d\sigma(x) \mathcal{S}_D^{-1}[\chi_{\partial D}](x) \int_D dy G(x, y, 0) \chi_{\partial D}(y) \\ &= -\alpha_0 \beta_0 \tau^2 v^2 \int_D dy \int_{\partial D} d\sigma(x) G(x, y, 0) \mathcal{S}_D^{-1}[\chi_{\partial D}](x) \\ &= -\alpha_0 \beta_0 \tau^2 v^2 \int_D \chi(y) dy \\ &= -\alpha_0 \beta_0 \tau^2 v^2 Vol(D). \end{aligned}$$

Step 6. On the other hand, we have

$$\begin{aligned} (\mathcal{A}_{3,0}[\Psi_0], \Phi_0) &= \alpha_0 \beta_0 \tau^3 v^3 (\psi_0, \mathcal{K}_{D,3}^*[\phi_0]) = \alpha_0 \beta_0 \tau^3 v^3 \left(\psi_0, \frac{i}{4\pi} \text{Vol}(D) \right) \\ &= \alpha_0 \beta_0 \tau^3 v^3 \text{Vol}(D) \frac{i}{4\pi} (\mathcal{S}_D^{-1}[\chi_{\partial D}], \chi_{\partial D}) = -\alpha_0 \beta_0 \tau^3 v^3 \text{Vol}(D) \frac{i}{4\pi} \text{Cap}(D). \end{aligned}$$

Step 7. It is easy to see that

$$(\mathcal{A}_{0,1}[\Psi_0], \Phi_0) = -(\psi_0, \phi_0) = -\alpha_0 \beta_0 (\mathcal{S}_D^{-1}[\chi_{\partial D}], \chi_{\partial D}) = \alpha_0 \beta_0 \text{Cap}(D).$$

Step 8. We now calculate the term $(\mathcal{A}_{0,1} \tilde{\mathcal{A}}_0^{-1} \mathcal{A}_{1,0}[\Psi_0], \Phi_0)$. We have

$$\begin{aligned} \mathcal{A}_{1,0}[\Psi_0] &= \begin{pmatrix} (\tau - 1)v \mathcal{S}_{D,1}[\psi_0] \\ 0 \end{pmatrix} = \begin{pmatrix} (\tau - 1)v \frac{i}{4\pi} \text{Cap}(D) \chi_{\partial D} \\ 0 \end{pmatrix}, \\ \mathcal{A}_{0,1}^*[\Phi_0] &= \begin{pmatrix} 0 \\ -(\frac{1}{2} \text{Id} + K_D)[\phi_0] \end{pmatrix} = \begin{pmatrix} 0 \\ -\phi_0 \end{pmatrix} = -\begin{pmatrix} 0 \\ \chi_{\partial D} \end{pmatrix}. \end{aligned}$$

We need to calculate

$$\tilde{\mathcal{A}}_0^{-1} \begin{pmatrix} \chi_{\partial D} \\ 0 \end{pmatrix}.$$

Assume that

$$(\mathcal{A}_0 + \mathcal{P}_0) \begin{pmatrix} y_b \\ y \end{pmatrix} = \begin{pmatrix} \mathcal{S}_D[y_b - y] \\ (-\frac{1}{2} \text{Id} + \mathcal{K}_D^*)[y_b] \end{pmatrix} + ((y_b, \psi_0) + (y, \psi_0)) \begin{pmatrix} 0 \\ \phi_0 \end{pmatrix} = \begin{pmatrix} \chi(\partial D) \\ 0 \end{pmatrix}$$

By solving the above equations directly, we obtain that $y_b = \frac{1}{2}\psi_0, y = -\frac{1}{2}\psi_0$. Therefore,

$$\tilde{\mathcal{A}}_0^{-1} \begin{pmatrix} \chi_{\partial D} \\ 0 \end{pmatrix} = \begin{pmatrix} \frac{1}{2}\psi_0 \\ -\frac{1}{2}\psi_0 \end{pmatrix}.$$

It follows that

$$(\mathcal{A}_{0,1} \tilde{\mathcal{A}}_0^{-1} \mathcal{A}_{1,0}[\Psi_0], \Phi_0) = (\tau - 1)v \frac{i}{8\pi} \text{Cap}(D) (\psi_0, \phi_0) = (1 - \tau)v \frac{i}{8\pi} \text{Cap}(D)^2 \alpha_0 \beta_0.$$

Step 9. We calculate the term $(\mathcal{A}_{2,0} \tilde{\mathcal{A}}_0^{-1} \mathcal{A}_{1,0}[\Psi_0], \Phi_0)$. Using the results in Step 8, we obtain

$$\begin{aligned} (\mathcal{A}_{2,0} \tilde{\mathcal{A}}_0^{-1} \mathcal{A}_{1,0}[\Psi_0], \Phi_0) &= (\tilde{\mathcal{A}}_0^{-1} \mathcal{A}_{1,0}[\Psi_0], \mathcal{A}_{2,0}^*[\Phi_0]) \\ &= \frac{i(\tau - 1)\tau^2 v^3}{8\pi} \text{Cap}(D) \alpha_0 \beta_0 (\psi_0, \mathcal{K}_{D,2}^*[\phi_0]) \\ &= \frac{i(1 - \tau)\tau^2 v^3}{8\pi} \text{Cap}(D) \text{Vol}(D) \alpha_0 \beta_0. \end{aligned}$$

Step 10. Considering the above the results, we can derive

$$A(\omega, \delta) = \alpha_0 \beta_0 \left(\tau^2 v^2 \text{Vol}(D) \omega^2 + \frac{i \tau^2 (\tau + 1) v^3 \text{Vol}(D) \text{Cap}(D)}{8\pi} \omega^3 - \text{Cap}(D) \delta - \frac{i(\tau - 1) v \text{Cap}(D)^2}{8\pi} \omega \delta \right) + O(\omega^4) + O(\delta^2).$$

We now solve $A(\omega, \delta) = 0$. It is clear that $\delta = O(\omega^2)$, and thus $\omega_0(\delta) = O(\sqrt{\delta})$. Write

$$\omega_0(\delta) = a_1 \delta^{\frac{1}{2}} + a_2 \delta + O(\delta^{\frac{3}{2}}).$$

We get

$$\begin{aligned} & \tau^2 v^2 \text{Vol}(D) \left(a_1 \delta^{\frac{1}{2}} + a_2 \delta + O(\delta^{\frac{3}{2}}) \right)^2 + \frac{i \tau^2 (\tau + 1) v^3 \text{Vol}(D) \text{Cap}(D)}{8\pi} \left(a_1 \delta^{\frac{1}{2}} + a_2 \delta + O(\delta^{\frac{3}{2}}) \right)^3 \\ & - \text{Cap}(D) \delta - \frac{i(\tau - 1) v \text{Cap}(D)^2}{8\pi} \left(a_1 \delta^{\frac{1}{2}} + a_2 \delta + O(\delta^{\frac{3}{2}}) \right) \delta + O(\delta^2) = 0. \end{aligned}$$

From the coefficients of the δ and $\delta^{\frac{3}{2}}$ terms, we obtain

$$\begin{aligned} & \tau^2 v^2 \text{Vol}(D) a_1^2 - \text{Cap}(D) = 0, \\ & 2\tau^2 v^2 \text{Vol}(D) a_1 a_2 + \frac{i \tau^2 (\tau + 1) v^3 \text{Vol}(D) \text{Cap}(D)}{8\pi} a_1^3 - \frac{i(\tau - 1) v \text{Cap}(D)^2}{8\pi} a_1 = 0, \end{aligned}$$

which yields

$$\begin{aligned} a_1 &= \pm \sqrt{\frac{\text{Cap}(D)}{\tau^2 v^2 \text{Vol}(D)}}, \\ a_2 &= -\frac{i(\tau + 1) v \text{Cap}(D)}{16\pi} a_1^2 + \frac{i(\tau - 1) \text{Cap}(D)^2}{16\pi \tau^2 v \text{Vol}(D)} = -\frac{i(\tau + 1) \text{Cap}(D)^2}{16\pi \tau^2 v \text{Vol}(D)} + \frac{i(\tau - 1) \text{Cap}(D)^2}{16\pi \tau^2 v \text{Vol}(D)} \\ &= \frac{-i \text{Cap}(D)^2}{8\pi \tau^2 v \text{Vol}(D)}. \end{aligned}$$

This complete the proof of the theorem. □

A few remarks are in order.

Remark 2.1. *Using the method developed above, we can derive the Minnaert resonance for a single bubble in two dimensions. The main differences between the two-dimensional case and the three-dimensional case are explained in Appendix B.*

Remark 2.2. *Using the method developed above, we can also obtain the full asymptotic expansion for the resonance with respect to the small parameter δ .*

Remark 2.3. *In the case of a collection of N identical bubbles, with separation distance much larger than their characteristic sizes, the Minnaert resonance for a single bubble will be split into N resonances. The splitting will be related to the eigenvalues of a N -by- N matrix which encodes information on the configuration of the N bubbles. This can be proved by a similar argument as in [5].*

Remark 2.4. Taking into consideration the above theorem, we can deduce that if the bubble is represented by $D = tB$ for some small positive number t and a normalized domain B with size of order one, then the Minnaert resonance for D is given by the following formula

$$\omega_{0,0}(\delta) = \frac{1}{t} \left[\sqrt{\frac{\text{Cap}(B)}{\tau^2 v^2 \text{Vol}(B)}} \delta^{\frac{1}{2}} - i \frac{\text{Cap}(B)^2}{8\pi \tau^2 v \text{Vol}(B)} \delta + O(\delta^{\frac{3}{2}}) \right].$$

Remark 2.5. In the special case when D is the unit sphere, we have $\text{Cap}(D) = 4\pi$, $\text{Vol}(D) = \frac{4\pi}{3}$. Consequently,

$$\begin{aligned} \sqrt{\frac{\text{Cap}(D)}{\tau^2 v^2 \text{Vol}(D)}} &= \sqrt{3} \frac{1}{v_b}, \\ \frac{\text{Cap}(D)^2}{8\pi \tau^2 v \text{Vol}(D)} &= \frac{3}{2\tau^2 v}. \end{aligned}$$

Therefore, the Minnaert resonance is given by

$$\begin{aligned} \omega_{0,0}(\delta) &= \sqrt{3} \frac{1}{v_b} \delta^{\frac{1}{2}} - i \frac{3}{2\tau^2 v} \delta + O(\delta^{\frac{3}{2}}), \\ &= \sqrt{\frac{3\kappa_b}{\rho}} - i \frac{3}{2} \kappa_b \sqrt{\frac{1}{\rho\kappa}} + O\left(\left(\frac{\rho_b}{\rho}\right)^{\frac{3}{2}}\right). \end{aligned}$$

3 The point scatterer approximation

We now solve the scattering problem (2.1) with $u^{in} = e^{ikd \cdot x}$. This models the case when the bubble is excited by sources in the far field (throughout the paper, a point x is said to be in the far field of the bubble D if the distance between x and D is much larger than the size of D). The problem is equivalent to equation (2.5) with F being determined by

$$F = \begin{pmatrix} u^{in} \\ \delta \frac{\partial u^{in}}{\partial \nu} \end{pmatrix}.$$

We need the following lemma.

Lemma 3.1. *The following estimates hold in \mathcal{H} :*

$$(\tilde{\mathcal{A}}_0 + \mathcal{B})^{-1}[F] = u^{in}(y_0) \begin{pmatrix} \frac{1}{2}\psi_0 \\ -\frac{1}{2}\psi_0 \end{pmatrix} + O(\omega) + O(\delta).$$

Proof. Let $F = F_1 + F_2$, where

$$F_1 = \begin{pmatrix} u^{in}(y_0) \chi_{\partial D} \\ 0 \end{pmatrix}, \quad F_2 = F - F_1 = \begin{pmatrix} O(\omega) \\ \delta \frac{\partial u^{in}}{\partial \nu} \end{pmatrix}.$$

It is clear that $F_2 = O(\omega)$ in \mathcal{H}_1 . Using the fact that

$$(\tilde{\mathcal{A}}_0 + \mathcal{B})^{-1} = \tilde{\mathcal{A}}_0^{-1} + O(\omega) + O(\delta),$$

we obtain

$$\begin{aligned}
(\tilde{\mathcal{A}}_0 + \mathcal{B})^{-1}[F] &= (\tilde{\mathcal{A}}_0 + \mathcal{B})^{-1}[F_1] + (\tilde{\mathcal{A}}_0 + \mathcal{B})^{-1}[F_2], \\
&= \tilde{\mathcal{A}}_0^{-1}[F_1] + O(\omega) + O(\delta), \\
&= u^{in}(y_0) \begin{pmatrix} \frac{1}{2}\psi_0 \\ -\frac{1}{2}\psi_0 \end{pmatrix} + O(\omega) + O(\delta),
\end{aligned}$$

which is the desired result. \square

The following monopole approximation holds.

Theorem 3.1. *In the far field, the solution to the scattering problem (2.1) has the following point-wise behavior*

$$u^s(x) = g(\omega, \delta, D) (1 + O(\omega) + O(\delta) + o(1)) u^{in}(y_0) G(x, y_0, k),$$

where y_0 is the center of the bubble and the scattering coefficient g is given below:

(i) Regime I: $\omega \ll \sqrt{\delta}$,

$$g(\omega, \delta, D) = O\left(\frac{\omega^2}{\delta}\right) + O(\omega); \quad (3.1)$$

(ii) Regime II: $\frac{\omega}{\sqrt{\delta}} = O(1)$,

$$g(\omega, \delta, D) = \frac{Cap(D)}{1 - (\frac{\omega_M}{\omega})^2 + i\gamma}, \quad (3.2)$$

where

$$\omega_M = \sqrt{\frac{Cap(D)\delta}{\tau^2 v^2 Vol(D)}}, \quad \gamma = \frac{(\tau + 1)v Cap(D)\omega}{8\pi} - \frac{(\tau - 1)Cap(D)^2\delta}{8\pi\tau^2 v Vol(D)\omega}$$

are called the Minnaert resonance frequency and the damping constant respectively. In particular, the Minnaert resonance occurs in this regime.

(iii) Regime III: $\sqrt{\delta} \ll \omega \ll 1$,

$$g(\omega, \delta, D) = Cap(D) + O\left(\frac{\delta}{\omega}\right). \quad (3.3)$$

Proof. Step 1. We write $\Psi = \alpha u^{in}(y_0)\Psi_0 + \Psi_1$ with $(\Psi_1, \Psi_0) = 0$. Then,

$$(\tilde{\mathcal{A}}_0 - \mathcal{P}_0 + \mathcal{B})[\alpha u^{in}(y_0)\Psi_0 + \Psi_1] = F$$

implies that

$$\left(Id - (\tilde{\mathcal{A}}_0 + \mathcal{B})^{-1}\mathcal{P}_0 \right) [\alpha u^{in}(y_0)\Psi_0 + \Psi_1] = (\tilde{\mathcal{A}}_0 + \mathcal{B})^{-1}[F],$$

which yields

$$\alpha u^{in}(y_0)\Psi_0 + \Psi_1 - \alpha u^{in}(y_0)(\tilde{\mathcal{A}}_0 + \mathcal{B})^{-1}\Phi_0 = (\tilde{\mathcal{A}}_0 + \mathcal{B})^{-1}[F].$$

As a result, we get

$$\begin{aligned}\alpha u^{in}(y_0) &= \frac{((\tilde{\mathcal{A}}_0 + \mathcal{B})^{-1}[F], \Psi_0)}{1 - ((\tilde{\mathcal{A}}_0 + \mathcal{B})^{-1}[\Phi_0], \Psi_0)} = -\frac{((\tilde{\mathcal{A}}_0 + \mathcal{B})^{-1}[F], \Psi_0)}{A(\omega, \delta)}, \\ \Psi_1 &= (\tilde{\mathcal{A}}_0 + \mathcal{B})^{-1}[F] + \alpha u^{in}(y_0)(\tilde{\mathcal{A}}_0 + \mathcal{B})^{-1}[\Phi_0] - \alpha u^{in}(y_0)\Psi_0.\end{aligned}$$

By Lemma 3.1, we have

$$\Psi_1 = u^{in}(y_0) \begin{pmatrix} \frac{1}{2}\psi_0 \\ -\frac{1}{2}\psi_0 \end{pmatrix} + O(\omega) + O(\delta).$$

Step 2. We calculate the scattered far field. Note that

$$\begin{aligned}\mathcal{S}_D^k[\psi_0](x) &= \int_{\partial D} G(x, y, k)\psi_0(y)d\sigma(y) = \int_{\partial D} G(x, y_0, k)(1 + O(\omega) + o(1))\psi_0(y)d\sigma(y) \\ &= G(x, y_0, k)(\chi_{\partial D}, \mathcal{S}_D^{-1}[\chi_D])(1 + O(\omega) + o(1)) \\ &= -Cap(D)G(x, y_0, k)(1 + O(\omega) + o(1)).\end{aligned}$$

Therefore,

$$\begin{aligned}u^s(x) &= (\alpha_0\alpha u^{in}(y_0) - \frac{1}{2}u^{in}(y_0) + O(\omega) + O(\delta))\mathcal{S}_D^k(\psi_0)(x) \\ &= -(\alpha_0\alpha u^{in}(y_0) - \frac{1}{2}u^{in}(y_0) + O(\omega) + O(\delta))Cap(D)G(x, y_0, k)(1 + O(\omega) + o(1)), \\ &= g(\omega, \delta, D)u^{in}(y_0)G(x, y_0, k)(1 + O(\omega) + O(\delta) + o(1)),\end{aligned}$$

where we have introduced

$$g(\omega, \delta, D) = -(\alpha_0\alpha - \frac{1}{2})Cap(D). \quad (3.4)$$

g is called the scattering coefficient of the bubble.

Step 3. We prove that

$$\alpha = \frac{[\omega^2\tau^2v^2Vol(D) + \delta Cap(D)]\beta_0 + O(\delta\omega) + O(\omega^3)}{-2A(\omega, \delta)}. \quad (3.5)$$

Let $F = F_1 + F_2$, where

$$F_1 = \begin{pmatrix} u^{in} \\ 0 \end{pmatrix}, \quad F_2 = F - F_1 = \begin{pmatrix} 0 \\ \delta \frac{\partial u^{in}}{\partial \nu} \end{pmatrix}.$$

Then

$$\alpha u^{in}(y_0) = -\frac{((\tilde{\mathcal{A}}_0 + \mathcal{B})^{-1}[F_1], \Psi_0) + ((\tilde{\mathcal{A}}_0 + \mathcal{B})^{-1}[F_2], \Psi_0)}{A(\omega, \delta)} := -\frac{I_1 + I_2}{A(\omega, \delta)}.$$

It is clear that $F_2 = O(\delta\omega)$ in \mathcal{H}_1 , and thus

$$I_2 = ((\tilde{\mathcal{A}}_0 + \mathcal{B})^{-1}[F_2], \Psi_0) = O(\delta\omega).$$

We now investigate $I_1 = ((\tilde{\mathcal{A}}_0 + \mathcal{B})^{-1}[F_1], \Psi_0)$. We have

$$\begin{aligned}
I_1 &= \left((Id - \tilde{\mathcal{A}}_0^{-1}\mathcal{B} + \tilde{\mathcal{A}}_0^{-1}\mathcal{B}\tilde{\mathcal{A}}_0^{-1}\mathcal{B} + \dots)\tilde{\mathcal{A}}_0^{-1}[F_1], \Psi_0 \right) \\
&= (\tilde{\mathcal{A}}_0^{-1}[F_1], \Psi_0) - (\mathcal{B}\tilde{\mathcal{A}}_0^{-1}[F_1], \Phi_0) + (\mathcal{B}\tilde{\mathcal{A}}_0^{-1}\mathcal{B}\tilde{\mathcal{A}}_0^{-1}[F_1], \Phi_0) + \dots \\
&= (F_1, \Phi_0) - (\tilde{\mathcal{A}}_0^{-1}[F_1], \mathcal{B}^*\Phi_0) + (\tilde{\mathcal{A}}_0^{-1}\mathcal{B}\tilde{\mathcal{A}}_0^{-1}[F_1], \mathcal{B}^*\Phi_0) + \dots \\
&= -(\tilde{\mathcal{A}}_0^{-1}[F_1], \mathcal{B}^*\Phi_0) + (\tilde{\mathcal{A}}_0^{-1}\mathcal{B}\tilde{\mathcal{A}}_0^{-1}[F_1], \mathcal{B}^*\Phi_0) + \dots,
\end{aligned}$$

where we have used the fact that $(F_1, \Phi_0) = 0$ and $(\tilde{\mathcal{A}}_0^{-1})^*[\Psi_0] = \Phi_0$.

Note that

$$\mathcal{B}^*[\Phi_0] = \omega \mathcal{A}_{1,0}^*[\Phi_0] + \omega^2 \mathcal{A}_{2,0}^*[\Phi_0] + \omega^3 \mathcal{A}_{3,0}^*[\Phi_0] + \delta \mathcal{A}_{0,1}^*[\Phi_0] + O(\omega^4) + O(\delta\omega^2).$$

Using the facts that

$$\tilde{\mathcal{A}}_0^{-1}[F_1] = u^{in}(y_0) \begin{pmatrix} \frac{1}{2}\psi_0 \\ -\frac{1}{2}\psi_0 \end{pmatrix} + O(\omega),$$

and

$$\begin{aligned}
\mathcal{A}_{1,0}^*[\Phi_0] &= 0, & \mathcal{A}_{2,0}^*[\Phi_0] &= \beta_0 \begin{pmatrix} \tau^2 v^2 \mathcal{K}_{D,2}^*[\phi_0] \\ 0 \end{pmatrix}, \\
\mathcal{A}_{3,0}^*[\Phi_0] &= \beta_0 \begin{pmatrix} \tau^3 v^3 \mathcal{K}_{D,3}^*[\phi_0] \\ 0 \end{pmatrix}, & \mathcal{A}_{0,1}^*[\Phi_0] &= -\beta_0 \begin{pmatrix} 0 \\ \chi_{\partial D} \end{pmatrix},
\end{aligned}$$

we can conclude that

$$\begin{aligned}
I_1 &= - \left(\tilde{\mathcal{A}}_0^{-1}[F_1], \omega^2 \mathcal{A}_{2,0}^*[\Phi_0] + \delta \mathcal{A}_{0,1}^*[\Phi_0] + O(\delta\omega) + O(\omega^3) \right), \\
&= -\frac{1}{2} u^{in}(y_0) \beta_0 [\omega^2(\psi_0, \tau^2 v^2 \mathcal{K}_{D,2}^*[\phi_0]) + \delta(\psi_0, \chi_{\partial D})] + O(\delta\omega) + O(\omega^3), \\
&= \frac{1}{2} (\omega^2 \tau^2 v^2 Vol(D) + \delta Cap(D)) \beta_0 u^{in}(y_0) + O(\delta\omega) + O(\omega^3),
\end{aligned}$$

which completes the proof of (3.5).

Step 4. Recall the formula for $A(\omega, \delta)$ in the previous section and (3.5), we have

$$-\frac{2g(\omega, \delta, D)}{Cap(D)} = \frac{-\omega^2 \tau^2 v^2 Vol(D) - \delta Cap(D) + O(\delta\omega) + O(\omega^3)}{\tau^2 v^2 Vol(D) \omega^2 + \frac{i\tau^2(\tau+1)v^3 Vol(D) Cap(D)}{8\pi} \omega^3 - Cap(D) \delta - \frac{i(\tau-1)v Cap(D)^2}{8\pi} \omega \delta + O(\omega^4) + O(\delta^2)} - 1.$$

The asymptotic behavior of g in different regimes follows immediately from the above formula. This completes the proof of the theorem. \square

Remark 3.1. *Using the method developed above together with the results of Appendix B, we can derive a similar monopole approximation in the far field for a single bubble in two dimensions.*

4 Numerical illustrations

In this section we perform numerical simulations in two dimensions to analyze the resonant frequencies for two scenarios. We first analyze the single bubble case for which a formula was derived in Theorem B.1. We then calculate the resonant frequencies for two bubbles and compare our results with the single bubble case.

4.1 Resonant frequency of a single bubble in two dimensions

To validate the Minnaert resonance formula (B.6) in two dimensions we first determine the characteristic value ω_c of $\mathcal{A}(\omega, \delta)$ in (2.6) numerically. We then calculate the complex root ω_f of (B.6) that has a positive real part. Comparing ω_c and ω_f over a range of appropriate values of δ allows us to judge the accuracy of the formula.

In order to perform the analysis in the correct regime, which was described in Section 2, we take $\rho = \kappa = 1000$ and $\rho_b = \kappa_b = c$, where c is chosen such that the wave speed in both air and water is of order 1 and $\delta \in \{10^{-i}\}$, $i \in \{1, \dots, 5\}$. We use 2^9 points to discretize the unit circle used in the calculation of the layer potentials that form \mathcal{A} . Calculating ω_c is equivalent to determining the smallest ω such that $\mathcal{A}(\omega, \delta)$ has a zero eigenvalue. We have

$$\omega_c = \min_{\omega \in \mathbb{C}} \{|\omega| \mid \lambda(\omega) = 0\} \quad \lambda \in \sigma(\mathcal{A}(\omega, \delta)),$$

and we approach $\lambda(\omega) = 0$ as a complex root finding problem which can be calculated using Muller's method [4, 24]. Muller's method is applied again in order to find the root ω_f satisfying (B.6). The resonant frequencies ω_c and ω_f , along with the relative errors, for specific values of δ are given in Table 1. In Figure 1 it can be seen that the relative error becomes very small when $\delta \ll 1$, confirming the excellent accuracy of the formula. In particular, we note that when $\delta = 10^{-3}$, which is close to the usual contrast between water and air, the difference between ω_c and ω_f is negligible with a relative error of only 0.0652%.

4.2 Resonant frequencies of two bubbles in two dimensions

In this subsection we numerically solve the two bubble case and analyze it with respect to our results for the Minnaert resonance of a single bubble. In the case of two bubbles we have two resonant frequencies, ω_s and ω_a , that correspond to the normal modes of the system [26]. These frequencies are not in general equal to the one bubble resonant frequency ω_c . The interaction between the bubbles gives rise to a shift in the resonance frequencies. The symmetric mode ω_s typically shows a downward frequency shift and occurs when the bubbles oscillate (collapse and expand) in phase, essentially opposing each other's motion. The antisymmetric mode ω_a shows an upward frequency shift and occurs when the bubbles oscillate in antiphase, facilitating each other's motion.

To account for the interaction between the two bubbles the matrix \mathcal{A} in (2.5) is replaced with

$$\mathcal{A}_2(\omega, \delta) = \begin{pmatrix} \mathcal{S}_{D_1}^{k_b} & -\mathcal{S}_{D_1}^k & 0 & -\mathcal{S}_{D_1, D_2}^k \\ -\frac{1}{2}Id + \mathcal{K}_{D_1}^{k_b, *} & -\delta(\frac{1}{2}Id + \mathcal{K}_{D_1}^{k, *}) & 0 & -\mathcal{K}_{D_1, D_2}^{k, *} \\ 0 & -\mathcal{S}_{D_2, D_1}^k & \mathcal{S}_{D_2}^{k_b} & -\mathcal{S}_{D_2}^k \\ 0 & -\mathcal{K}_{D_2, D_1}^{k, *} & -\frac{1}{2}Id + \mathcal{K}_{D_2}^{k_b, *} & -\delta(\frac{1}{2}Id + \mathcal{K}_{D_2}^{k, *}) \end{pmatrix},$$

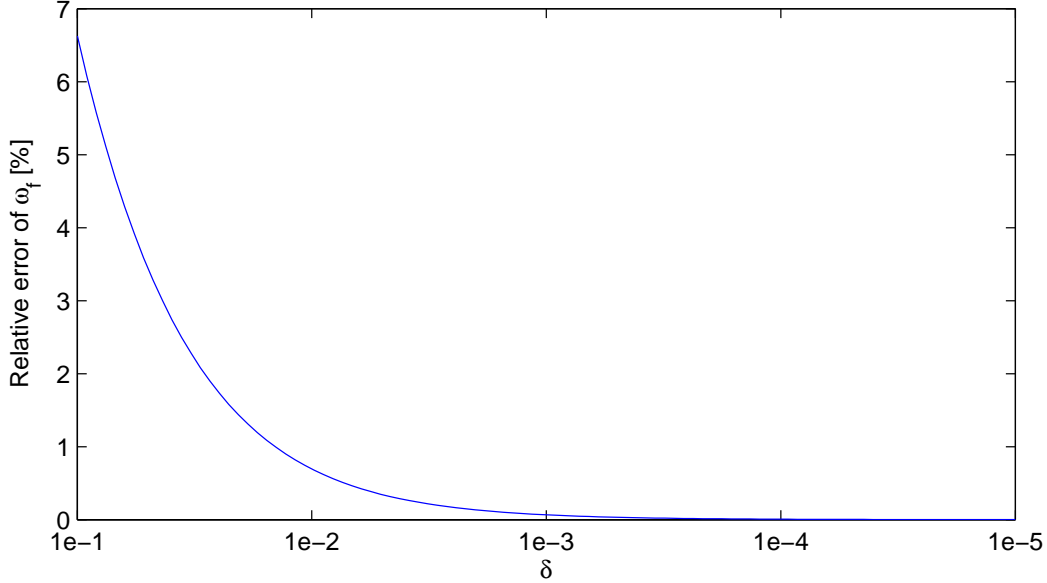


Figure 1: The relative error of the Minnaert resonance ω_c obtained by the two dimensional formula (B.6) becomes negligible when we are in the appropriate high contrast regime.

| δ | ω_c | ω_f | Relative error |
|-----------|------------------------|------------------------|----------------|
| 10^{-1} | $0.261145 - 0.150949i$ | $0.250455 - 0.134061i$ | 5.8203% |
| 10^{-2} | $0.075146 - 0.023976i$ | $0.074681 - 0.023687i$ | 0.6727% |
| 10^{-3} | $0.021001 - 0.004513i$ | $0.020987 - 0.004508i$ | 0.0652% |
| 10^{-4} | $0.005950 - 0.000959i$ | $0.005949 - 0.000959i$ | 0.0062% |
| 10^{-5} | $0.001714 - 0.000221i$ | $0.001714 - 0.000221i$ | 0.0030% |

Table 1: A comparison between the characteristic value ω_c of $\mathcal{A}(\omega, \delta)$ and the root of the two dimensional resonance formula (B.6) with positive real part ω_f , over several values of δ .

where the operators \mathcal{S}_{D_i, D_j}^k and $\mathcal{K}_{D_i, D_j}^{k_b, *}$ are given by

$$\mathcal{S}_{D_i, D_j}^k = \int_{\partial D_j} G(x, y, k) \psi(y) d\sigma(y), \quad x \in \partial D_i,$$

and

$$\mathcal{K}_{D_i, D_j}^{k, *}[\psi](x) = \int_{\partial D_j} \frac{\partial G(x, y, k)}{\partial \nu(x)} \psi(y) d\sigma(y), \quad x \in \partial D_i.$$

The variation in the eigenvalues of \mathcal{A}_2 with respect to the input frequency, and hence the shifting of the resonant frequencies, is highly sensitive to the ratio of $\delta = \rho_b/\rho$ to κ_b/κ , with it being at a minimum when these quantities are equal. In order to make the results more clearly visible, while keeping the simulation in the correct regime, let us take $\rho_b = 1.1$ and $\kappa_b = 0.1$. For reference, we note that the resonant frequency for a single bubble in this regime

is $\omega_c = 0.01856427 - 0.00387243i$.

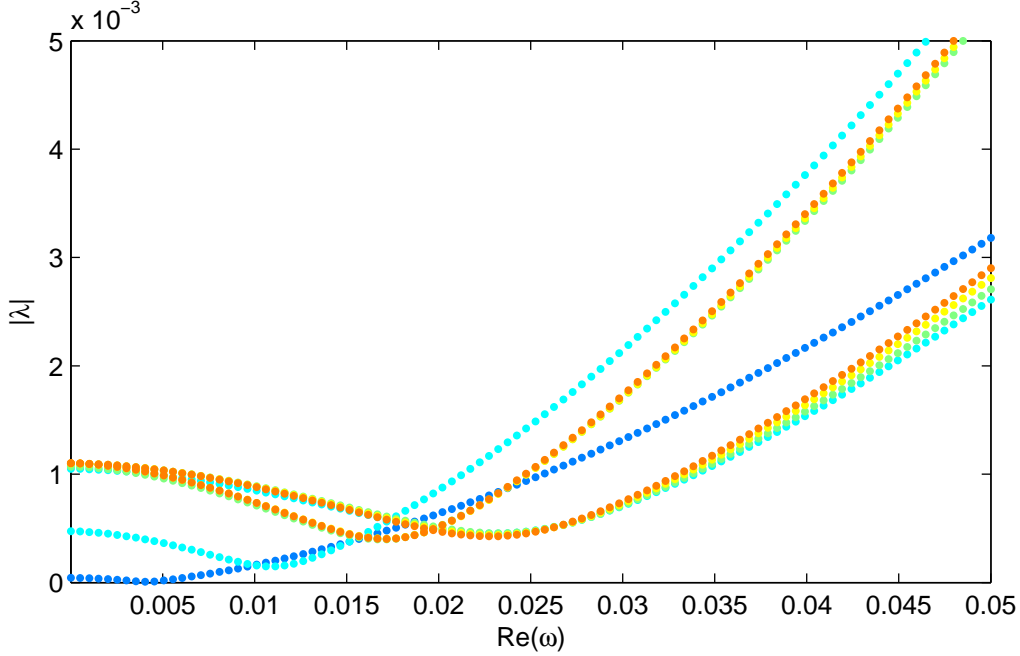


Figure 2: When the bubbles are close together the resonance may be much more pronounced. Here we have $|\lambda|$ as the distance varies from $d = 0.1$ (blue dots) to $d = 0.5$ (orange dots) and $\Im(\omega) = -0.0008i$. We have resonance at the symmetric mode $\omega_s \approx 0.0041 - 0.0008i$ when $d = 0.1$. The resonant frequency of a single bubble is $\omega_c = 0.01856427 - 0.00387243i$.

We now identify three regimes in terms of bubble separation distance d . The first occurs due to strong interaction when d is less than the radius of the bubbles. In this regime the resonant frequency shift may be much more pronounced. For example, when $d = 0.1$ we have $\omega_s \approx 0.0041 - 0.0008i$, while $\omega_a \approx 0.7435 + 0.0032i$. This regime is shown in Figure 2 for $\Im(\omega) = -0.008i$.

When d is greater than the radius of the bubbles, yet not very large, we have a somewhat stable regime featuring small to moderate resonant frequency shifts. It is natural to expect that as the distance between the bubbles increases, the eigenvalues of the two bubble system approach those of the single bubble system. And indeed that is the case as can be seen in Figure 3 where ω has been restricted to \mathbb{R} .

As with the three dimensional case, however, we require a complex ω with negative imaginary part in order for \mathcal{A} or \mathcal{A}_2 to become singular. This can be seen in Figure 4 for $d = 10$ and $d = 100$. Table 2 shows that the normal modes are quite close to the single bubble resonant frequency in this regime.

The final regime occurs when the separation distance becomes very large compared to the radius of the bubbles. In this situation the sensitivity of the Hankel function in the layer potentials to negative imaginary numbers becomes apparent, leading to a much wider variation in the eigenvalues of \mathcal{A}_2 . Similarly to when the bubbles are very close together, we observe significant resonant frequency shifts in this regime. When d varies from 100 to 1000 we obtain

| | $d = 10$ | $d = 100$ |
|------------|----------------------------|----------------------------|
| ω_s | $0.01722793 - 0.00407516i$ | $0.01819212 - 0.00316674i$ |
| ω_a | $0.02025476 - 0.00349214i$ | $0.01905723 - 0.00470526i$ |

Table 2: The normal modes of the two bubble system shown in Figure 4. They are quite close to the resonant frequency of a single bubble in this regime, in contrast to the strong frequency shifts observed when $d \ll a$ and $d \gg a$.

the spectrum shown in Figure 5. Here we have a symmetric mode $\omega_s \approx 0.0013 - 0.00577i$ and an antisymmetric mode $\omega_a \approx 0.0308 - 0.00575i$.

5 Concluding remarks

In this paper we have investigated the acoustic wave propagation problem in bubbly media and for the first time rigorously derived the low frequency resonances. Furthermore, we have provided a justification for the monopole approximation. The techniques developed in this paper open a door for a mathematical and numerical framework for investigating acoustic wave propagation in bubbly media. In forthcoming papers we will investigate the superabsorption effect that can be achieved using bubble metascreens [20, 22]. We will also mathematically justify Foldy's approximation and quantify time-reversal and the superfocusing effect in bubbly media probed at their Minnaert resonant frequency [19]. Finally, we will develop accurate and fast numerical schemes for solving acoustic wave propagation problems in the presence of closely spaced bubbles.

A Some asymptotic expansions

We recall some basic asymptotic expansion for the layer potentials in three and two dimensions from [4]; see also the appendix in [7].

A.1 Some asymptotic expansions in three dimensions

We first consider the single layer potential:

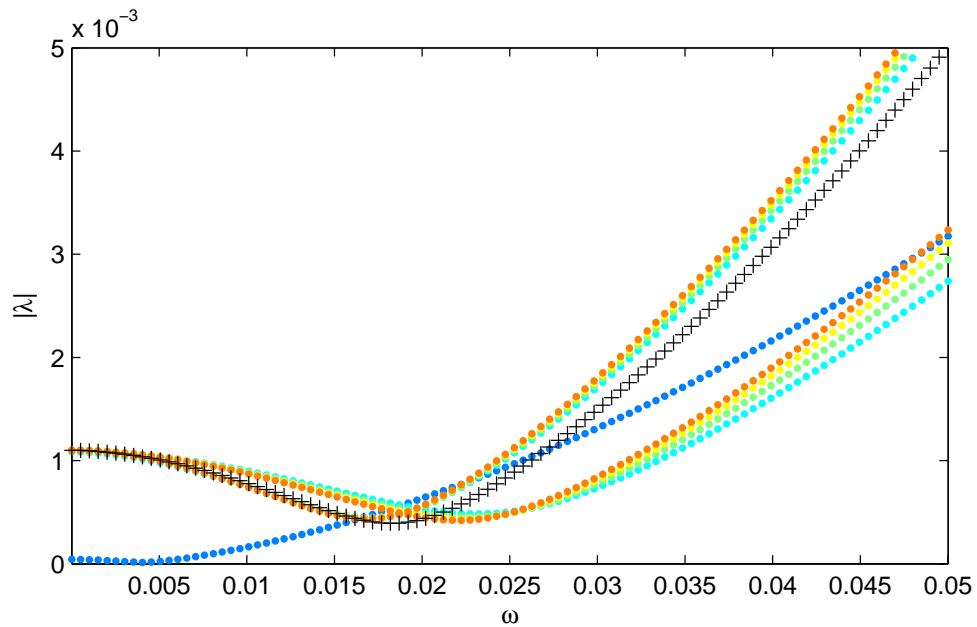
$$\mathcal{S}_D^k[\psi](x) = \int_{\partial D} G(x, y, k)\psi(y)d\sigma(y), \quad x \in \partial D,$$

where

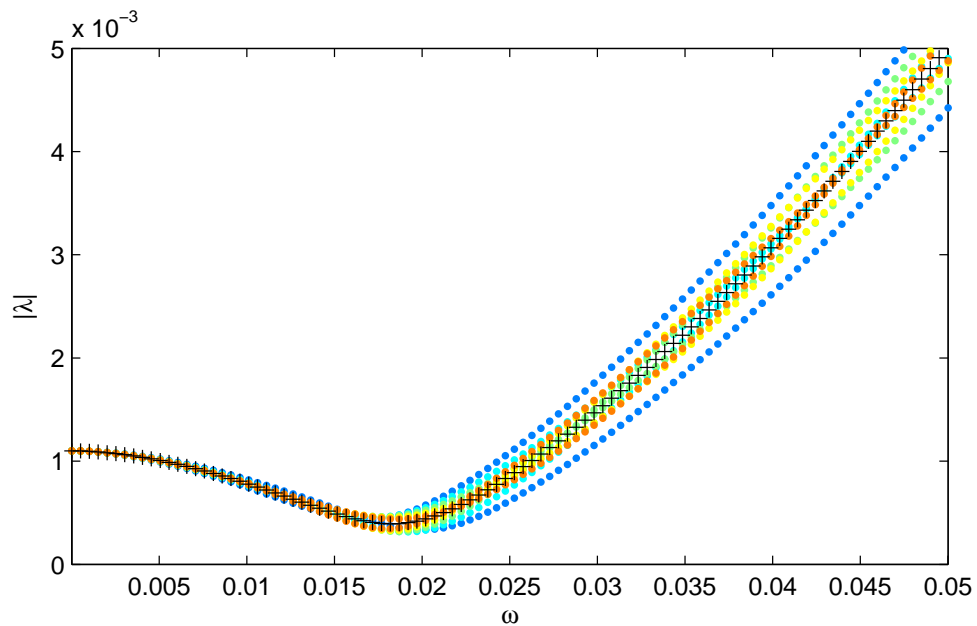
$$G(x, y, k) = -\frac{e^{ik|x-y|}}{4\pi|x-y|}.$$

We have the following asymptotic expansion:

$$\mathcal{S}_D^k = \mathcal{S}_D + \sum_{j=1}^{\infty} k^j \mathcal{S}_{D,j}, \tag{A.1}$$

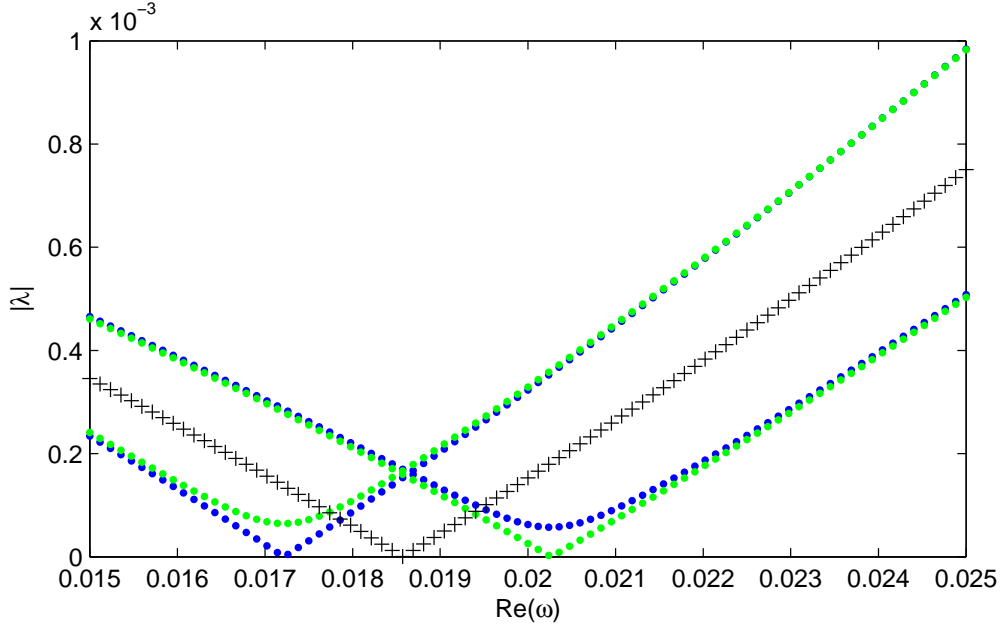


(a) The distance between the bubbles is varying from 0.1 to 1.

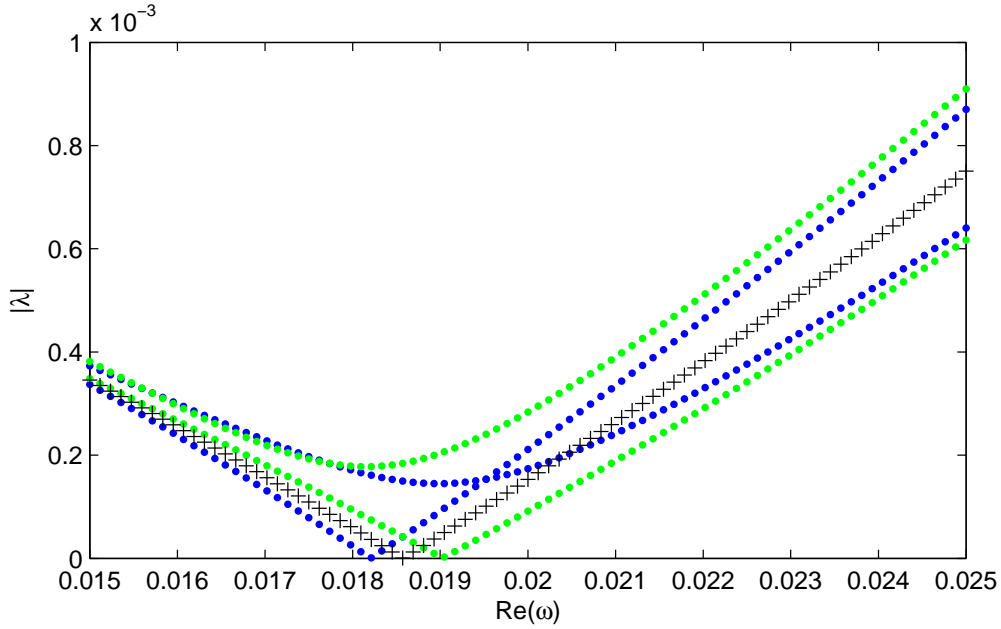


(b) The distance between the bubbles is varying from 10 to 100.

Figure 3: $|\lambda|$ when $\omega \in \mathbb{R}$ for $\lambda \in \sigma(\mathcal{A})$ (black crosses) and $\lambda \in \sigma(\mathcal{A}_2)$ (colored dots). The distance increases as the dots change from blue to orange. Although the eigenvalues of \mathcal{A}_2 approach those of \mathcal{A} as the distance increases, they don't go to zero when ω is real. Here, $\sigma(\mathcal{A})$ and \mathcal{A}_2 are the spectra of \mathcal{A} and $\sigma(\mathcal{A}_2)$, respectively.



(a) The distance between the bubbles is 10.



(b) The distance between the bubbles is 100.

Figure 4: The eigenvalues of \mathcal{A} (black crosses) and \mathcal{A}_2 (blue and green dots) may go to zero in the regime where the bubbles are a moderate distance apart, provided ω has some negative imaginary part. The frequency shift is less pronounced when $d = 100$ as opposed to $d = 10$ due to the decrease in the interaction of the bubbles with each other.

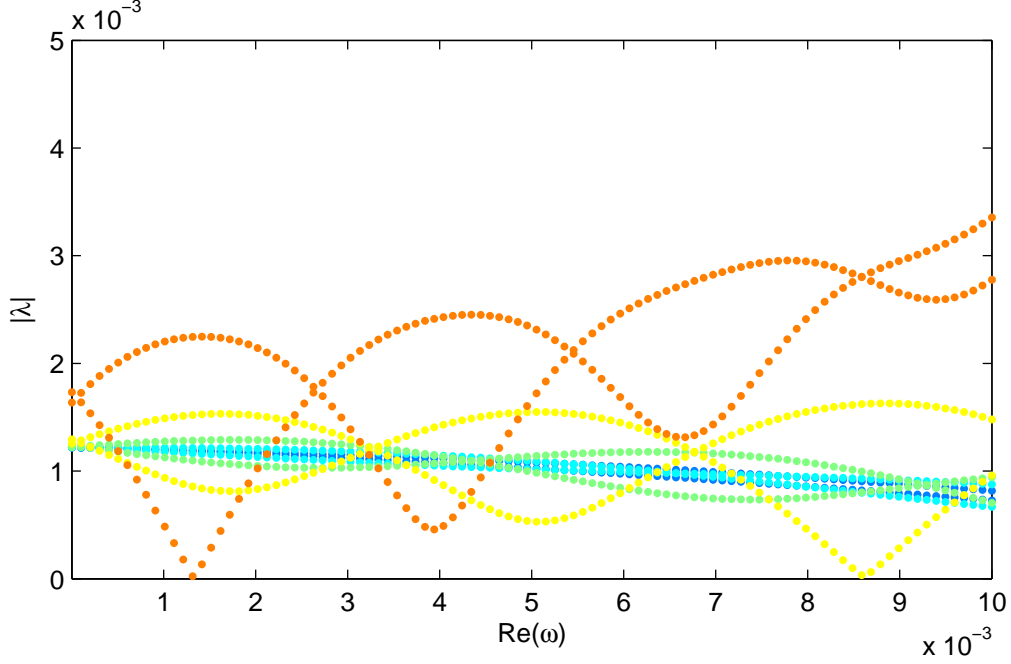


Figure 5: The sensitivity of the Hankel function in the layer potentials to negative imaginary numbers is apparent when the distance between the bubbles is very large. This leads to a significant reduction in the real part of the resonant frequencies. Here d varies from 100 to 1000 and $\Im(\omega) = -0.00577i$. We have a symmetric mode at $\omega_s \approx 0.0013 - 0.00577i$.

where

$$\mathcal{S}_{D,j}[\psi](x) = -\frac{i}{4\pi} \int_{\partial D} \frac{(i|x-y|)^{j-1}}{j!} \psi(y) d\sigma(y).$$

In particular, we have

$$\mathcal{S}_D[\psi](x) = -\int_{\partial D} \frac{1}{4\pi|x-y|} \psi(y) d\sigma(y), \quad (\text{A.2})$$

$$\mathcal{S}_{D,1}[\psi](x) = -\frac{i}{4\pi} \int_{\partial D} \psi(y) d\sigma(y), \quad (\text{A.3})$$

$$\mathcal{S}_{D,2}[\psi](x) = -\frac{1}{8\pi} \int_{\partial D} |x-y| \psi(y) d\sigma(y). \quad (\text{A.4})$$

Lemma A.1. *The norm $\|\mathcal{S}_{D,j}\|_{\mathcal{L}(L^2(\partial D), H^1(\partial D))}$ is uniformly bounded with respect to j . Moreover, the series in (A.1) is convergent in $\mathcal{L}(L^2(\partial D), H^1(\partial D))$.*

We now consider the boundary integral operator $\mathcal{K}_D^{k,*}$ defined by

$$\mathcal{K}_D^{k,*}[\psi](x) = \int_{\partial D} \frac{\partial G(x,y,k)}{\partial \nu(x)} \psi(y) d\sigma(y), \quad x \in \partial D.$$

We have

$$\mathcal{K}_D^{k,*} = \mathcal{K}_D^* + k\mathcal{K}_{D,1} + k^2\mathcal{K}_{D,2} + \dots, \quad (\text{A.5})$$

where

$$\mathcal{K}_{D,j}[\psi](x) = -\frac{i}{4\pi} \int_{\partial D} \frac{\partial(i|x-y|)^{j-1}}{j!\partial\nu(x)} \psi(y) d\sigma(y) = -\frac{i^j(j-1)}{4\pi j!} \int_{\partial D} |x-y|^{j-3} (x-y) \cdot \nu(x) \psi(y) d\sigma(y).$$

In particular, we have

$$\begin{aligned} \mathcal{K}_{D,1} &= 0, \\ \mathcal{K}_{D,2}[\psi](x) &= \frac{1}{8\pi} \int_{\partial D} \frac{(x-y) \cdot \nu(x)}{|x-y|} \psi(y) d\sigma(y), \\ \mathcal{K}_{D,3}[\psi](x) &= \frac{i}{12\pi} \int_{\partial D} (x-y) \cdot \nu(x) \psi(y) d\sigma(y). \end{aligned}$$

Lemma A.2. *The norm $\|\mathcal{K}_{D,j}\|_{\mathcal{L}(L^2(\partial D))}$ is uniformly bounded for $j \geq 1$. Moreover, the series in (A.5) is convergent in $\mathcal{L}(L^2(\partial D))$.*

Lemma A.3. *The following identities hold:*

(i)

$$\mathcal{K}_{D,2}^*[\chi_{\partial D}](x) = \frac{1}{8\pi} \int_{\partial D} \frac{(y-x) \cdot \nu(y)}{|y-x|} d\sigma(y) = \frac{1}{8\pi} \int_D \nabla \cdot \frac{y-x}{|y-x|} dy = \frac{1}{4\pi} \int_D \frac{1}{|y-x|} dy.$$

(ii)

$$\mathcal{K}_{D,3}^*[\chi_{\partial D}](x) = \frac{-i}{12\pi} \int_{\partial D} (y-x) \cdot \nu(y) d\sigma(y) = \frac{-i}{12\pi} \int_D \nabla \cdot (y-x) dy = \frac{-i}{12\pi} 3Vol(D) = \frac{-i}{4\pi} Vol(D).$$

A.2 Some asymptotic expansions in two dimensions

In two dimensions, the single-layer potential for the Helmholtz equation is defined by

$$\mathcal{S}_D^k[\psi](x) = \int_{\partial D} G(x, y, k) \psi(y) d\sigma(y), \quad x \in \partial D,$$

where $G(x, y, k) = -\frac{i}{4} H_0^{(1)}(k|x-y|)$ and $H_0^{(1)}$ is the Hankel function of first kind and order 0.

We have

$$-\frac{i}{4} H_0^{(1)}(k|x-y|) = \frac{1}{2\pi} \ln|x-y| + \eta_k + \sum_{j=1}^{\infty} (b_j \ln k|x-y| + c_j) (k|x-y|)^{2j},$$

where

$$\eta_k = \frac{1}{2\pi} (\ln k + \gamma - \ln 2) - \frac{i}{4}, \quad b_j = \frac{(-1)^j}{2\pi} \frac{1}{2^{2j}(j!)^2}, \quad c_j = b_j \left(\gamma - \ln 2 - \frac{i\pi}{2} - \sum_{n=1}^j \frac{1}{n} \right),$$

and γ is the Euler constant. Especially,

$$b_1 = -\frac{1}{8\pi}, \quad c_1 = -\frac{1}{8\pi} \left(\gamma - \ln 2 - 1 - \frac{i\pi}{2} \right).$$

Thus,

$$\mathcal{S}_D^k = \hat{\mathcal{S}}_D^k + \sum_{j=1}^{\infty} (k^{2j} \ln k) \mathcal{S}_{D,j}^{(1)} + \sum_{j=1}^{\infty} k^{2j} \mathcal{S}_{D,j}^{(2)}, \quad (\text{A.6})$$

where

$$\hat{\mathcal{S}}_D^k[\psi](x) = \mathcal{S}_D[\psi](x) + \eta_k \int_{\partial D} \psi d\sigma, \quad (\text{A.7})$$

and

$$\begin{aligned} \mathcal{S}_{D,j}^{(1)}[\psi](x) &= \int_{\partial D} b_j |x - y|^{2j} \psi(y) d\sigma(y), \\ \mathcal{S}_{D,j}^{(2)}[\psi](x) &= \int_{\partial D} |x - y|^{2j} (b_j \ln |x - y| + c_j) \psi(y) d\sigma(y). \end{aligned}$$

We next consider the boundary integral operator $\mathcal{K}_D^{k,*}$ defined by

$$\mathcal{K}_D^{k,*}[\psi](x) = \int_{\partial D} \frac{\partial G(x, y, k)}{\partial \nu(x)} \psi(y) d\sigma(y), \quad x \in \partial D.$$

We have

$$\mathcal{K}_D^{k,*} = \mathcal{K}_D^* + \sum_{j=1}^{\infty} (k^{2j} \ln k) \mathcal{K}_{D,j}^{(1)} + \sum_{j=1}^{\infty} k^{2j} \mathcal{K}_{D,j}^{(2)}, \quad (\text{A.8})$$

where

$$\begin{aligned} \mathcal{K}_{D,j}^{(1)}[\psi](x) &= \int_{\partial D} b_j \frac{\partial |x - y|^{2j}}{\partial \nu(x)} \psi(y) d\sigma(y), \\ \mathcal{K}_{D,j}^{(2)}[\psi](x) &= \int_{\partial D} \frac{\partial (|x - y|^{2j} (b_j \ln |x - y| + c_j))}{\nu(x)} \psi(y) d\sigma(y). \end{aligned}$$

Lemma A.4. *The following estimates hold in $\mathcal{L}(L^2(\partial D), H^1(\partial D))$ and $\mathcal{L}(L^2(\partial D), L^2(\partial D))$, respectively:*

$$\begin{aligned} \mathcal{S}_D^k &= \hat{\mathcal{S}}_D^k + k^2 \ln k \mathcal{S}_{D,1}^{(1)} + k^2 \mathcal{S}_{D,1}^{(2)} + O(k^4 \ln k); \\ \mathcal{K}_D^{k,*} &= \mathcal{K}_D^* + k^2 \ln k \mathcal{K}_{D,1}^{(1)} + k^2 \mathcal{K}_{D,1}^{(2)} + O(k^4 \ln k). \end{aligned}$$

Lemma A.5. *The following identities hold:*

(i)

$$(\mathcal{K}_{D,1}^{(1)})^*[\chi_{\partial D}](x) = 4\bar{b}_1 \text{Vol}(D) \chi_{\partial D}(x);$$

(ii)

$$(\mathcal{K}_{D,1}^{(2)})^*[\chi_{\partial D}](x) = (2\bar{b}_1 + 4\bar{c}_1) \text{Vol}(D) \chi_{\partial D}(x) + 4\bar{b}_1 \int_D \ln |x - y| dy,$$

where \bar{b}_1 and \bar{c}_1 are the complex conjugates of b_1 and c_1 .

Proof. First, we have

$$\begin{aligned}
(\mathcal{K}_{D,1}^{(1)})^*[\chi_{\partial D}](x) &= \bar{b}_1 \int_{\partial D} 2(y-x, \nu(y)) d\sigma(y) \\
&= \bar{b}_1 \int_{\partial D} \frac{\partial |y-x|^2}{\partial \nu(y)} d\sigma(y) \\
&= \bar{b}_1 \int_D \Delta_y |y-x|^2 dy \\
&= 4\bar{b}_1 \text{Vol}(D) \chi_{\partial D}(x).
\end{aligned}$$

We now prove the second identity. We have

$$\begin{aligned}
(\mathcal{K}_{D,1}^{(2)})^*[\chi_{\partial D}](x) &= \int_{\partial D} \frac{\partial [|y-x|^2 (\bar{b}_1 \ln|x-y| + \bar{c}_1)]}{\partial \nu(y)} d\sigma(y) \\
&= \int_D \Delta_y [|y-x|^2 (\bar{b}_1 \ln|x-y| + \bar{c}_1)] dy \\
&= 4\bar{c}_1 \text{Vol}(D) \chi_{\partial D}(x) + \bar{b}_1 \int_D \Delta_y [|y-x|^2 \ln|x-y|] dy \\
&= 4\bar{c}_1 \text{Vol}(D) \chi_{\partial D}(x) + \bar{b}_1 \int_D 4 \ln|x-y| dy + \bar{b}_1 \int_D 2 dy + \bar{b}_1 \int_D |y-x|^2 \Delta \ln|y-x| dy \\
&= (2\bar{b}_1 + 4\bar{c}_1) \text{Vol}(D) \chi_{\partial D}(x) + 4\bar{b}_1 \int_D \ln|x-y| dy,
\end{aligned}$$

where we have used the fact that

$$\int_D |y-x|^2 \Delta \ln|y-x| dy = 0, \text{ for } x \in \partial D.$$

This completes the proof of the Lemma. \square

B The Minnaert resonance in two dimensions

In this section, we derive the Minnaert resonance for a single bubble in two dimensions using the same method we developed for the three-dimensional case. The main differences between the two-dimensional case and the three-dimensional case are as follows: (1) the single layer potential \mathcal{S}_D may not be invertible from $L^2(\partial D)$ to $H^1(\partial D)$ in two dimensions, while this property always holds in three dimensions. We refer to [4, 25] for more detail on this issue; (2) there is a logarithmic singularity in the asymptotic expansion of the single layer potential \mathcal{S}_D^k for small k . These create some difficulties which we address here.

Recall that

$$\mathcal{A}(\omega, \delta) = \begin{pmatrix} \mathcal{S}_D^{k_b} & -\mathcal{S}_D^k \\ -\frac{1}{2}Id + \mathcal{K}_D^{k_b,*} & -\delta(\frac{1}{2}Id + \mathcal{K}_D^{k,*}) \end{pmatrix},$$

where the boundary integral operators \mathcal{S}_D^k and $\mathcal{K}_D^{k,*}$ are defined in Section A.2 together with their asymptotic expansions.

We denote by

$$\mathcal{A}_0 := \begin{pmatrix} \hat{\mathcal{S}}_D^{k_b} & -\hat{\mathcal{S}}_D^k \\ -\frac{1}{2}Id + \mathcal{K}_D^* & 0 \end{pmatrix}, \quad (\text{B.1})$$

where $\hat{\mathcal{S}}_D^k$ (resp. $\hat{\mathcal{S}}_D^{k_b}$) is defined by (A.7) (resp. with k replaced by k_b).

Note that the kernel space of the operator $-\frac{1}{2}Id + \mathcal{K}_D^*$ has dimension one. We chose ψ_0 to be the real-valued function in this kernel space which has unit norm in $L^2(\partial D)$. We have $\mathcal{K}_D^*[\psi_0] = \frac{1}{2}\psi_0$. One can show that

$$\mathcal{S}_D[\psi_0] = \gamma_0 \chi_{\partial D} \quad (\text{B.2})$$

for some constant γ_0 (see [4, 25]). Here and after, we also denote by $\phi_0 = \chi_{\partial D}$. There are two cases:

- (i) Case I: $\gamma_0 = 0$.
- (ii) Case II: $\gamma_0 \neq 0$.

In case I, it is clear that \mathcal{S}_D is not invertible from $L^2(\partial D)$ to $H^1(\partial D)$. In case II, we can show that \mathcal{S}_D is invertible from $L^2(\partial D)$ to $H^1(\partial D)$.

We remark that $(\chi_{\partial D}, \psi_0) \neq 0$. Indeed, assume on the contrary that $(\chi_{\partial D}, \psi_0) = 0$. Then

$$(\mathcal{S}_D[\psi_0], \psi_0) = \gamma_0 (\chi_{\partial D}, \psi_0) = 0,$$

which further implies that $\psi_0 = 0$. This contradiction proves our assertion.

Lemma B.1. *In both cases, the operator $\hat{\mathcal{S}}_D^k$ is invertible in $\mathcal{L}(L^2(\partial D), H^1(\partial D))$.*

Proof. We first show that $\hat{\mathcal{S}}_D^k$ is injective. Assume that

$$\hat{\mathcal{S}}_D^k[y] = \mathcal{S}_D[y] + \eta_k(y, \chi_{\partial D})\chi_{\partial D} = 0 \quad \text{for some } y \in L^2(\partial D).$$

In Case I, we have $\mathcal{S}_D[y] \perp \psi_0$ in $L^2(\partial D)$, therefore, $\eta_k(y, \chi_{\partial D})(\chi_{\partial D}, \psi_0) = 0$. Since $(\chi_{\partial D}, \psi_0) \neq 0$, we obtain $(y, \chi_{\partial D}) = 0$. It follows that $\mathcal{S}_D[y] = 0$. But this implies that $y = c\psi_0$ for some constant c . Using the condition $(y, \chi_{\partial D}) = 0$ again, we derive $c = 0$, which shows that $y = 0$.

In Case II, we have $\mathcal{S}_D[\psi_0] \neq 0$. Since $\mathcal{S}_D[y] = -\eta_k(y, \chi_{\partial D})\chi_{\partial D}$, we see that $y = c\psi_0$ for some constant c . Therefore,

$$\gamma_0 c + \eta_k c (\psi_0, \chi_{\partial D}) = c(\gamma_0 + \eta_k(\psi_0, \chi_{\partial D})) = 0.$$

Note that $\gamma_0 + \eta_k(\psi_0, \chi_{\partial D}) \neq 0$, which follows from the fact that both γ_0 and $(\psi_0, \chi_{\partial D})$ are real numbers while η_k is a complex number with nonzero imaginary part. Thus we have $c = 0$, and $y = 0$ follows immediately.

The surjectivity of $\hat{\mathcal{S}}_D^k$ follows from the fact that $\hat{\mathcal{S}}_D^k$ is Fredholm with index zero. This completes the proof of the lemma. □

We have the following properties for the operator \mathcal{A}_0 .

Lemma B.2. *We have*

(i) $\text{Ker}(\mathcal{A}_0) = \text{span}\{\Psi_0\}$ where

$$\Psi_0 = \alpha_0 \begin{pmatrix} \psi_0 \\ a\psi_0 \end{pmatrix}$$

with

$$a = \begin{cases} \frac{\eta_{k_b}}{\eta_k}, & \text{in Case I,} \\ \frac{\gamma_0 + (\psi_0, \phi_0)\eta_{k_b}}{\gamma_0 + (\psi_0, \phi_0)\eta_k}, & \text{in Case II,} \end{cases}$$

and the constant α_0 being chosen such that $\|\Psi_0\| = 1$;

(ii) $\text{Ker}(\mathcal{A}_0^*) = \text{span}\{\Phi_0\}$ where

$$\Phi_0 = \beta_0 \begin{pmatrix} 0 \\ \phi_0 \end{pmatrix}$$

with $\phi_0 = \chi_{\partial D}$ and the constant β_0 being chosen such that $\|\Phi_0\| = 1$.

Proof. We first find the kernel space of \mathcal{A}_0 . Assume that

$$\mathcal{A}_0 \begin{pmatrix} y_b \\ y \end{pmatrix} = \begin{pmatrix} \hat{\mathcal{S}}_D^{k_b}[y_b] - \hat{\mathcal{S}}_D^k[y] \\ (-\frac{1}{2}Id + \mathcal{K}_D^*)[y_b] \end{pmatrix} = 0 \quad \text{for some } y, y_b \in L^2(\partial D).$$

We have

$$\mathcal{S}_D[y_b - y] + \eta_{k_b}(y_b, \chi_{\partial D})\chi_{\partial D} - \eta_k(y, \chi_{\partial D})\chi_{\partial D} = 0, \quad (\text{B.3})$$

$$(-\frac{1}{2}Id + \mathcal{K}_D^*)[y_b] = 0. \quad (\text{B.4})$$

From (B.4), we see that y_b is a multiple of ψ_0 . We let $y_b = \psi_0$. We now find the function y .

In Case I, we have $\mathcal{S}_D[y_b - y] \perp \psi_0$. Similarly to the proof in Lemma B.1, we can derive that $y = c\psi_0$ for some constant c which satisfies

$$\eta_{k_b}(\psi_0, \chi_{\partial D}) - \eta_k c(\psi_0, \chi_{\partial D}) = 0.$$

Thus, it follows that $c = \eta_{k_b}/\eta_k$.

In Case II, \mathcal{S}_D is invertible. From (B.3), we can derive that $\psi_0 - y$ is a multiple of ψ_0 , which further implies that $y = c\psi_0$ for some constant c . Plugging this back to (B.3), we obtain

$$(1 - c)\gamma_0 + \eta_{k_b}(\psi_0, \chi_{\partial D}) - \eta_k c(\psi_0, \chi_{\partial D}) = 0.$$

Therefore,

$$c = \frac{\gamma_0 + (\psi_0, \phi_0)\eta_{k_b}}{\gamma_0 + (\psi_0, \phi_0)\eta_k}.$$

Note that $\gamma_0 + (\psi_0, \phi_0)\eta_k \neq 0$ because the η_k has nonzero imaginary part. This completes the proof of the first part of the Lemma.

The second part of the Lemma follows easily from the fact that the operator $\hat{\mathcal{S}}_D^k$ is injective. This complete the proof of the Lemma. \square

We next perform an asymptotic analysis in terms of δ and ω of the operator $\mathcal{A}(\omega, \delta)$.

Lemma B.3. *In the space $\mathcal{L}(\mathcal{H}, \mathcal{H}_1)$, we have*

$$\mathcal{A}(\omega, \delta) := \mathcal{A}_0 + \mathcal{B}(\omega, \delta) = \mathcal{A}_0 + \omega^2 \ln \omega \mathcal{A}_{1,1,0} + \omega^2 \mathcal{A}_{1,2,0} + \delta \mathcal{A}_{0,1} + O(\delta \omega^2 \ln \omega) + O(\omega^4 \ln \omega),$$

where

$$\mathcal{A}_{1,1,0} = \begin{pmatrix} v_b^2 \mathcal{S}_{D,1}^{(1)} & -v^2 \mathcal{S}_{D,1}^{(1)} \\ v_b^2 \mathcal{K}_{D,1}^{(1)} & 0 \end{pmatrix}, \quad \mathcal{A}_{1,2,0} = \begin{pmatrix} v_b^2 \left(\ln v_b \mathcal{S}_{D,1}^{(1)} + \mathcal{S}_{D,1}^{(2)} \right) & -v^2 \left(\ln v \mathcal{S}_{D,1}^{(1)} + \mathcal{S}_{D,1}^{(2)} \right) \\ v_b^2 \left(\ln v_b \mathcal{K}_{D,1}^{(1)} + \mathcal{K}_{D,1}^{(2)} \right) & 0 \end{pmatrix},$$

and

$$\mathcal{A}_{0,1} = \begin{pmatrix} 0 & 0 \\ 0 & -(\frac{1}{2} Id + \mathcal{K}_D^*) \end{pmatrix}.$$

We define a projection \mathcal{P}_0 by

$$\mathcal{P}_0[\Psi] := (\Psi, \Psi_0) \Phi_0,$$

and denote by

$$\tilde{\mathcal{A}}_0 = \mathcal{A}_0 + \mathcal{P}_0.$$

With the help of Lemma B.1, we can establish the following results.

Lemma B.4. *We have*

- (i) *The operator $\tilde{\mathcal{A}}_0$ is a bijective operator in $\mathcal{L}(\mathcal{H}, \mathcal{H}_1)$. Moreover, $\tilde{\mathcal{A}}_0[\Psi_0] = \Phi_0$;*
- (ii) *$\tilde{\mathcal{A}}_0^*$ is a bijective operator in $\mathcal{L}(\mathcal{H}, \mathcal{H}_1)$. Moreover, $\tilde{\mathcal{A}}_0^*[\Phi_0] = \Psi_0$.*

Our main results in two dimensions are summarized in the following theorem.

Theorem B.1. *In the quasi-static regime, there exist resonances (or the Minnaert resonance) for a single bubble. Their leading order terms are given by the roots of the following equation:*

$$\omega^2 \ln \omega + \left[(\ln v_b + 1 + \frac{c_1}{b_1}) - \frac{\gamma_0}{(\psi_0, \chi_{\partial D})} \right] \omega^2 - \frac{1}{4Vol(D)} \frac{a\delta}{b_1} = 0, \quad (\text{B.5})$$

where the constants b_1, c_1 are defined in Section A.2, γ_0 in (B.2) and a in Lemma B.2.

Proof. As in Theorem 2.1, we can show that the resonances are the roots of the following equations

$$A(\omega, \delta) := \left((\tilde{\mathcal{A}}_0 + \mathcal{B})^{-1}[\Phi_0], \Psi_0 \right) - 1 = 0.$$

By a direct calculation, we further have

$$\begin{aligned} A(\omega, \delta) &= -\omega^2 \ln \omega (\mathcal{A}_{1,1,0}[\Psi_0], \Phi_0) - \omega^2 (\mathcal{A}_{1,2,0}[\Psi_0], \Phi_0) \\ &\quad - \delta (\mathcal{A}_{0,1}[\Psi_0], \Phi_0) + O(\omega^4 \ln \omega) + O(\delta \omega^2 \ln \omega). \end{aligned}$$

It is clear that

$$\begin{aligned}
(\mathcal{A}_{1,1,0})^*[\Phi_0] &= \begin{pmatrix} \beta_0 v_b^2 (\mathcal{K}_{D,1}^{(1)})^*[\chi_{\partial D}] \\ 0 \end{pmatrix}, \\
(\mathcal{A}_{1,2,0})^*[\Phi_0] &= \begin{pmatrix} \beta_0 v_b^2 [\ln v_b (\mathcal{K}_{D,1}^{(1)})^*[\chi_{\partial D}] + \mathcal{K}_{D,1}^{(2)}]^*[\chi_{\partial D}] \\ 0 \end{pmatrix}, \\
\mathcal{A}_{0,1}[\Psi_0] &= \begin{pmatrix} 0 \\ -\alpha_0 v_b^2 (\frac{1}{2} Id + \mathcal{K}_D^*)[a\psi_0] \end{pmatrix} = \begin{pmatrix} 0 \\ -\alpha_0 a v_b^2 \psi_0 \end{pmatrix}.
\end{aligned}$$

It follows that

$$\begin{aligned}
(\mathcal{A}_{1,1,0}[\Psi_0], \Phi_0) &= \alpha_0 \beta_0 (\psi_0, v_b^2 (\mathcal{K}_{D,1}^{(1)})^* \chi_{\partial D}) = \alpha_0 \beta_0 (\psi_0, v_b^2 4\bar{b}_1 Vol(D) \chi_{\partial D}) \\
&= 4\alpha_0 \beta_0 v_b^2 b_1 Vol(D) (\psi_0, \chi_{\partial D}); \\
(\mathcal{A}_{1,2,0}[\Psi_0], \Phi_0) &= \alpha_0 \beta_0 \left(\psi_0, v_b^2 [\ln v_b (\mathcal{K}_{D,1}^{(1)})^*[\chi_{\partial D}] + (\mathcal{K}_{D,1}^{(2)})^*[\chi_{\partial D}]] \right) \\
&= 4\alpha_0 \beta_0 v_b^2 \ln v_b b_1 Vol(D) (\psi_0, \chi_{\partial D}) + \\
&\quad \alpha_0 \beta_0 v_b^2 \left(\psi_0, (2\bar{b}_1 + 4\bar{c}_1) Vol(D) \chi_{\partial D}(x) + 4\bar{b}_1 \int_D \ln |x - y| dy \right) \\
&= \alpha_0 \beta_0 v_b^2 Vol(D) (4b_1 \ln v_b + 4b_1 + 4c_1) (\psi_0, \chi_{\partial D}) + 4b_1 \alpha_0 \beta_0 v_b^2 (\psi_0, \int_D \ln |x - y| dy) \\
&= 4\alpha_0 \beta_0 v_b^2 Vol(D) (b_1 \ln v_b b_1 + b_1 + c_1) (\psi_0, \chi_{\partial D}) - 4b_1 \alpha_0 \beta_0 v_b^2 \gamma_0 Vol(D); \\
(\mathcal{A}_{0,1}[\Psi_0], \Phi_0) &= -\alpha_0 \beta_0 a v_b^2 (\psi_0, \chi_0),
\end{aligned}$$

where we have used the fact

$$\begin{aligned}
(\psi_0, \int_D \ln |x - y| dy) &= \int_{\partial D} \psi_0(x) d\sigma(x) \int_{\partial D} \ln |x - y| dy = \int_D dy \int_{\partial D} \ln |x - y| \psi_0(x) d\sigma(x) \\
&= \int_D -\gamma_0 dy = -\gamma_0 Vol(D)
\end{aligned}$$

in the second equality above. Therefore, we derive that

$$\begin{aligned}
4b_1 Vol(D) (\psi_0, \chi_{\partial D}) \omega^2 \ln \omega + 4 \left[Vol(D) (b_1 \ln v_b + b_1 + c_1) (\psi_0, \chi_{\partial D}) - b_1 \gamma_0 Vol(D) \right] \omega^2 \\
- a\delta (\psi_0, \chi_0) + O(\omega^4 \ln \omega) + O(\delta \omega^2 \ln \omega) = 0.
\end{aligned}$$

This completes the proof of the lemma. \square

Remark B.1. *In the special case when D is the unit disk, we have $Vol(D) = \pi$ and $\gamma_0 = 0$. Therefore, the Minnaert resonance in two dimensions is given by the roots of the following equation:*

$$\omega^2 \ln \omega + (\ln v_b + 1 + \frac{c_1}{b_1}) \omega^2 - \frac{1}{4\pi} \frac{a\delta}{b_1} = 0. \tag{B.6}$$

Remark B.2. *We can use the same method as in Section 3 to derive the point scatterer ap-*

proximation for the scattering by a single bubble in two dimensions.

References

- [1] H. Ammari, G. Ciraolo, H. Kang, H. Lee, and G. Milton, Spectral theory of a Neumann-Poincaré-type operator and analysis of cloaking due to anomalous localized resonance, *Arch. Rational Mech. Anal.*, 208 (2012), 667–692.
- [2] H. Ammari and H. Kang, *Polarization and Moment Tensors with Applications to Inverse Problems and Effective Medium Theory*, Applied Mathematical Sciences, Vol. 162, Springer-Verlag, New York, 2007.
- [3] H. Ammari and H. Kang, Boundary layer techniques for solving the Helmholtz equation in the presence of small inhomogeneities, *J. Math. Anal. Appl.*, 296 (2004), 190–208.
- [4] H. Ammari, H. Kang, and H. Lee, *Layer Potential Techniques in Spectral Analysis*, Mathematical surveys and monographs, Vol. 153, Amer. Math. Soc., Rhode Island, 2009.
- [5] H. Ammari and H. Zhang, A mathematical theory of super-resolution by using a system of sub-wavelength Helmholtz resonators, *Comm. Math. Phys.*, 337 (2015), 379–428.
- [6] H. Ammari and H. Zhang, Super-resolution in high contrast media, *Proc. Royal Soc. A*, 2015 (471), 20140946.
- [7] H. Ammari, P. Millien, M. Ruiz, and H. Zhang, Mathematical analysis of plasmonic nanoparticles: the scalar case, arXiv:1506.00866.
- [8] R.E. Caflish, M.J. Miksis, G.C. Papanicolaou, and L Ting, Effective equations for wave propagation in bubbly liquids, *J. Fluid Mech.*, 153 (1985), 259–273.
- [9] R.E. Caflish, M.J. Miksis, G.C. Papanicolaou, and L Ting, Wave propagation in bubbly liquids at finite volume fraction, *J. Fluid Mech.*, 160 (1985), 1–14.
- [10] D.C. Calvo, A.L. Thangawng, and C.N. Layman, Low-frequency resonance of an oblate spheroidal cavity in a soft elastic medium, *J. Acoust. Soc. Am.*, 132 (2012), EL1–EL7.
- [11] K.W. Commander and A. Prosperetti, Linear pressure waves in bubbly liquids: Comparison between theory and experiments, *J. Acoust. Soc. Am.*, 85 (1989), 732–746.
- [12] M. Devaud, T. Hocquet, J. C. Bacri, and V. Leroy, The Minnaert bubble: an acoustic approach, *Europ. J. Phys.*, 29.6 (2008), 1263.
- [13] L. L. Foldy, The multiple scattering of waves. I. General theory of isotropic scattering by randomly distributed scatterers, *Phys. Rev.*, 67 (1945), 107.
- [14] V. Galstyan, O.S. Pak, and H.A. Stone, A note on the breathing mode of an elastic sphere in Newtonian and complex fluids, *Phys. Fluids*, 27 (2015), 032001.
- [15] P.A. Hwang and W.J. Teague, Low-frequency resonant scattering of bubble clouds, *J. Atmosphere Oceanic Tech.*, 17 (2000), 847–853.

- [16] S.G. Kargl, Effective medium approach to linear acoustics in bubbly liquids, *J. Acoust. Soc. Am.*, 111 (2002), 168–173.
- [17] D.B. Khismatullin, Resonance frequency of microbubbles: Effect of viscosity, *J. Acoust. Soc. Am.*, 116 (2004), 1463–1473.
- [18] J. Lekner, Capacitance coefficients of two spheres, *Jour. Electrostatics*, 69 (2011), 11–14.
- [19] M. Lanoy, R. Pierrat, F. Lemoult, M. Fink, V Leroy, A Tourin, Subwavelength focusing in bubbly media using broadband time reversal, *Phys. Rev.*, B 91.22 (2015), 224202.
- [20] V. Leroy, A. Bretagne, M. Fink, A. Tourin, H. Willaime and P. Tabeling, Design and characterization of bubble phononic crystals, *Appl. Phys. Lett.*, 95.17 (2009), 171904.
- [21] V. Leroy, M. Devaud, and J.C. Bacri, The air bubble: experiments on an usual harmonic oscillator, *Am. J. Phys.*, 10 (2002), 1012–1019.
- [22] V. Leroy, A. Strybulevych, M. Lanoy, F. Lemoult, A. Tourin, and J. H. Page, Superabsorption of acoustic waves with bubble metascreens, *Phys. Rev.*, B 91.2 (2015), 020301.
- [23] V. Leroy, A. Strybulevych , M.G. Scanlon, and J.H. Page, Transmission of ultrasound through a single layer of bubbles, *Europ. Phys. Jour.*, E 29.1 (2009), 123-130.
- [24] H. Cheng, W.Y. Crutchfield, M. Doery and L. Greengard, Fast, accurate integral equation methods for the analysis of photonic crystal fibers I: Theory, *Optics Express* 12.16 (2004), 3791-3805.
- [25] G. Verchota, Layer potentials and regularity for the Dirichlet problem for Laplace’s equation in Lipchitz domains, *J. Funct. Anal.*, 59 (1984), 572-611.
- [26] Feuillade, C, Scattering from collective modes of air bubbles in water and the physical mechanism of superresonances, *J. Acoust. Soc. Amer.*, 98.2 (1995), 1178-1190.