

Strange Scaling and Temporal Evolution of Finite-Size Fluctuation in Thermal Equilibrium

Yoshiyuki Y. Yamaguchi*

Department of Applied Mathematics and Physics, Graduate School of Informatics, Kyoto University, 606-8501, Kyoto, Japan

We numerically exhibit strange scaling and temporal evolution of finite-size fluctuation in thermal equilibrium of a simple long-range interacting system. These phenomena are explained from the view point of existence of the Casimirs and their nonexactness in finite-size systems, where the Casimirs are invariants in the Vlasov dynamics describing the long-range systems in the limit of large population. This explanation expects appearance of the reported phenomena in a wide class of isolated long-range systems. The scaling theory is also discussed as an application of the strange scaling.

PACS numbers: 05.70Jk, 05.20.Dd, 05.40.-a

Studying fluctuation is one of the central issues in large systems, and physical importance of fluctuation can be found in Johnson-Nyquist noise [1, 2], fluctuation-induced tunneling [3, 4], the fluctuation theorem [5–7], and so on. The fluctuation is also investigated in mathematical models of XY rotors on networks [8] and of coupled oscillators [9]. In this article we concentrate on finite-size fluctuation in isolated Hamiltonian systems having long-range interaction, which we call long-range systems, and which include self-gravitating systems, two-dimensional fluids and plasmas (see Refs.[10–12] for instance). We reveal a strange finite-size scaling and temporal evolution *in thermal equilibrium*. In order to describe why these phenomena could be possible, we start from sketching the relaxation process in long-range systems.

A remarkable dynamics in long-range systems is appearance of the so-called quasistationary state (QSS), whose life time diverges as population of the system increases [13–15]. The QSSs are widely observed in nature: Galaxies [16] and the great red spot of Jupiter [17] are considered as examples of QSSs. Temporal evolution of the long-range systems is governed by the Vlasov equation, or the collisionless Boltzmann equation, in the limit of large population [18–20], and QSSs are interpreted as stable stationary solutions to the Vlasov equation [14, 15], which are possibly out-of-equilibrium. Appearance of QSSs is explained by existence of infinite number of the Casimirs, which are invariants of the Vlasov dynamics. Finite-size effect plays the role of collision, and the collision term drives the system from a QSS to thermal equilibrium by breaking the Casimir constraints.

QSSs are observed even applying an external force to the system. The external force drives the system from an initial state, for instance a thermal equilibrium state, to a QSS before going towards a forced thermal equilibrium state. For the system having a second-order phase transition, the long life-time of QSSs permits to define the critical exponents for the response in QSSs, γ_{\pm} and δ , around and at the critical point respectively. Hereafter, the subscript + (resp. –) indicates that the variable is defined in the disordered (resp. ordered) phase. A linear [21, 22] and a nonlinear [23–25] response theories based on the Vlasov description reveal that $\gamma_{+} = 1$ but $\gamma_{-} = 1/4$ [26] and $\delta = 3/2$ [23, 24] in the Hamiltonian mean-field (HMF) model [27, 28], while equilibrium

statistical mechanics gives $\gamma_{\pm} = 1$ and $\delta = 3$. The former non-classical critical exponents are again explained by the Casimir constraints, which suppress the response.

We note that the strange critical exponents for the response are obtained not in the forced thermal equilibrium but in QSSs. However, if the fluctuation-response relation holds, then anomalous fluctuation appears in non-forced *thermal equilibrium*. Similarly, temporal evolution of the finite-size fluctuation can be expected since the strange values of γ_{-} and δ comes from the Casimir constraints, but the finite-size effect releases the system from the constraints as sketched in the relaxation process.

To examine the above scenario, we perform direct N -body simulations in the HMF model. We remark that validity of the fluctuation-response relation is not obvious since the response theories [21–25] are based on the Vlasov dynamics in which the limit of large population is taken. We, therefore, first confirm the fluctuation-response relation for off-critical points, and report the strange scaling at the critical point corresponding to the non-classical critical exponent $\delta = 3/2$. Then, we show the temporal evolution of finite-size fluctuation in thermal equilibrium. We underline that, since the scenario is based on existence of the Casimirs, the reported phenomena are not limited in the HMF model, but can be expected in generic long-range systems. In addition, we discuss that the strange scaling conjectures values of critical exponents for the correlation length with the aid of the scaling theory [29–31].

The HMF model is a paradigmatic long-range system and is expressed by the Hamiltonian

$$H_N = \sum_{j=1}^N \frac{p_j^2}{2} + \frac{1}{2N} \sum_{j,k=1}^N (1 - \mathbf{m}_j \cdot \mathbf{m}_k) - \mathbf{h} \cdot \sum_{j=1}^N \mathbf{m}_j, \quad (1)$$

where $\mathbf{m}_j = (\cos q_j, \sin q_j)$ is a XY spin and $\mathbf{h} = (h_x, h_y)$ is the external force. Each particle is confined on the unit circle, and the phase of j th particle is $q_j \in (-\pi, \pi]$ and $p_j \in \mathbb{R}$ the conjugate momentum. The factor $1/N$ in the potential term is added to ensure extensivity of energy. The magnetization (order parameter) vector of the HMF model is defined by the

arithmetic mean of \mathbf{m}_j as

$$\mathbf{M} = (M_x, M_y) = \frac{1}{N} \sum_{j=1}^N \mathbf{m}_j. \quad (2)$$

The HMF model has the second order phase transition between the disordered phase ($T > T_c$) and the ordered phase ($T < T_c$) with the critical temperature $T_c = 1/2$ [28].

We denote the canonical average of \mathbf{M} as $\langle \mathbf{M} \rangle$, and define the zero-field susceptibility tensor $\chi = (\chi_{ab})$ by statistical mechanics as

$$\chi_{ab} = \left. \frac{\partial \langle M_a \rangle}{\partial h_b} \right|_{\mathbf{h}=\mathbf{0}}, \quad (a, b \in \{x, y\}). \quad (3)$$

It is straightforward to prove the relation

$$\text{tr } \chi = N(\langle \mathbf{M}^2 \rangle - \langle \mathbf{M} \rangle^2) / T, \quad (4)$$

for $\mathbf{h} = \mathbf{0}$ from the explicit expression of $\langle \mathbf{M} \rangle$ and the definition of χ . We note $\langle \mathbf{M} \rangle = \mathbf{0}$ from symmetry of the system. Further derivations give

$$\langle \mathbf{M}^2 \rangle = O(N^{-1/2}) \quad \text{at } T = T_c. \quad (5)$$

See Refs.[31, 32] for instance.

The magnetization vector fluctuates around $\mathbf{M} = \mathbf{0}$ in the disordered phase. However, in the ordered phase, the Goldstone mode appears, and the zero-field susceptibility diverges for this direction [22, 33]. We, therefore in the latter, concentrate on fluctuation for the radius direction. Consequently, we compute the finite-size fluctuation by the quantity

$$V_M(N) = \begin{cases} \langle \mathbf{M}^2 \rangle & (T \geq T_c) \\ \langle \mathbf{M}^2 \rangle - \langle \|\mathbf{M}\| \rangle^2 & (T < T_c) \end{cases} \quad (6)$$

and the fluctuation-response relation is written in the form

$$\frac{NV_M(N)}{T} = \epsilon \chi_{xx}, \quad \epsilon = \begin{cases} 2 & (T \geq T_c) \\ 1 & (T < T_c) \end{cases} \quad (7)$$

from the rotational symmetry, where the factor ϵ comes from dimensionality of the fluctuation of \mathbf{M} .

We numerically examine the fluctuation-response relation (7) and the fluctuation at the critical point (5) by direct N -body simulations. We numerically integrate the canonical equations of motion associated with the Hamiltonian (1) by using the fourth-order symplectic integrator [34] with the fixed time step $\Delta t = 0.1$. The initial values of N pairs of (q_j, p_j) are randomly picked up from the equilibrium one-particle distribution function $f_{\text{eq}}(q, p) = A \exp[-H(q, p)/T]$, where A is the normalization factor, the one-particle Hamiltonian is $H(q, p) = p^2/2 - M \cos q$ and $M = \|\mathbf{M}\|$ is the thermal equilibrium value satisfying the self-consistent equation $M = I_1(M/T)/I_0(M/T)$ with I_n the modified Bessel functions of the first kind. For $T < T_c$, there are the solutions of $M = 0$ and $M > 0$, and we use the latter by stability. We compute $\mathbf{M}(t)$ numerically, and replace

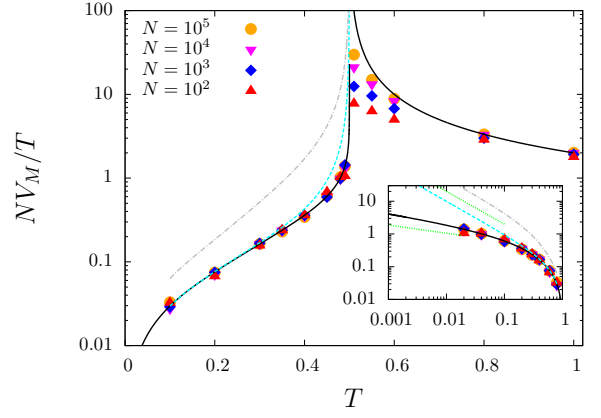


FIG. 1. (color online) Comparison between the finite-size fluctuation NV_M/T (points) and the zero-field susceptibility $\epsilon \chi_{xx}^V$ obtained in the Vlasov dynamics, whose level is reported by the black solid lines. The dot-dashed gray and the dashed light-blue lines in the ordered phase ($T < T_c = 1/2$) are isothermal and isoentropic susceptibilities [26], while they coincide with the Vlasov one in the disordered phase. Points are averages over 100 realizations. Averaging time t_{av} for one realization is $t_{\text{av}} = 100$. $N = 10^2$ (red triangles), 10^3 (blue diamonds), 10^4 (magenta inverse-triangles) and 10^5 (orange circles). (Inset) Double logarithmic graph in the ordered phase with the horizontal axis of the reduced temperature τ . Slopes of the two green dotted guide lines are -1 and $-1/4$ from top to bottom.

the canonical averages in $V_M(N)$, (6), with the time averages defined by

$$\langle \mathbf{M}^2 \rangle_t = \frac{1}{t_{\text{av}}} \int_0^{t_{\text{av}}} \mathbf{M}^2(t) dt, \quad (8)$$

for instance. We further take the average of $V_M(N)$ over 100 realizations of initial states, but denote it by $V_M(N)$ for simplicity.

The finite-size fluctuation NV_M/T is compared with the zero-field susceptibility χ_{xx}^V obtained theoretically [22] from the Vlasov dynamics in Fig.1. They are in good agreement in the ordered phase and for large T in the disordered phase. Even around the critical point of the disordered phase, we can find tendency of convergence of the fluctuation to the Vlasov susceptibility level as N increases. Moreover, for the reduced temperature $\tau = |T - T_c|/T_c$, the scaling of $NV_M/T \propto \tau^{-1/4}$ is found in the ordered phase corresponding to the non-classical exponent $\gamma_- = 1/4$ defined by $\chi_{xx}^V \propto \tau^{-\gamma_-}$. Thus, we conclude that the fluctuation-response relation holds even under the Casimir constraints and the finite-size effects.

For the strange scaling at the critical point, we introduce the Landau's pseudo free energy per one particle

$$g(M) = a(T - T_c)M^2 + bM^{\delta+1} + \dots - hM, \quad a, b > 0. \quad (9)$$

In this framework realized M is derived from the equation $dg/dM = 0$. Assuming that the fluctuation level is determined by the equation $Ng(M) = \Delta$ with a certain value Δ ,

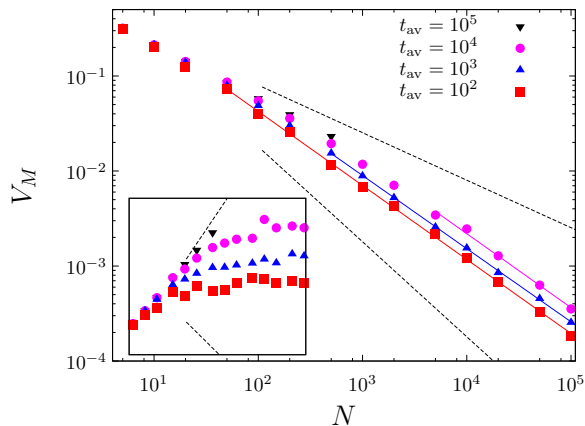


FIG. 2. (color online) Finite-size fluctuation V_M at the critical point $T = T_c$. Points are averages over 100 realizations. Averaging time t_{av} for one realization are 10^2 (red squares), 10^3 (blue triangles), 10^4 (magenta circles) and 10^5 (black inverse-triangles). The solid lines are computed by the least-mean square method in the displayed intervals, and their slopes are -0.779 , -0.770 and -0.779 from bottom to top. The upper and the lower black dashed lines have the slopes $-1/2$ and -1 respectively for comparison. (Inset) The vertical axis is $V_M N^{4/5}$ to enhance difference among t_{av} .

we have the scaling of $V_M(N) \propto N^{-2/(\delta+1)}$ at the critical point, and the classical value of $\delta = 3$ gives the scaling of (5). However, the Vlasov dynamics gives $\delta = 3/2$ [23], and the scaling $V_M(N) \propto N^{-4/5}$ is expected accordingly. This expectation is confirmed in Fig.2, and holds even for $N \simeq 100$ with a short time averaging time $t_{av} = 100$. We remark that the scaling tends to approach to the classical one, $N^{-1/2}$, as increasing t_{av} .

As found in Fig.1, there is a gap between the Vlasov and the isoentropic susceptibilities, and hence one may expect that the fluctuation, $NV_M(N)/T$, temporally evolves from the former level to the latter. This expectation is confirmed in Fig.3 for $T = 0.45$ and 0.40 by varying the averaging time t_{av} . The initial increase for $t_{av} \lesssim 10$ is a natural consequence from the definition of V_M as the time average, and hence we omit it. The fluctuation is once trapped at the Vlasov level around $t_{av} = 10 - 1000$ for $N = 1000$, and goes towards the isoentropic level.

A qualitative change of dynamics between a short- and a long-time intervals is also captured in Fig.4 by computing power spectra of $M^2(t)$ with $N = 1000$. The power spectra, each of which is the average over 100 realizations, are divided into the short-time interval corresponding to $f \gtrsim 0.01$ and the long-time one having algebraic dampings as f^{-a} with a from 1.0 to 1.4.

Putting all together, we can now make a scenario of the finite-size fluctuation in the long-range systems. In the limit $N \rightarrow \infty$, the infinite Casimirs divide the phase space into their level sets, and any initial state belongs to one of them and can not escape from the level set. When N is finite, invariance of the Casimirs is no longer exact but approxi-

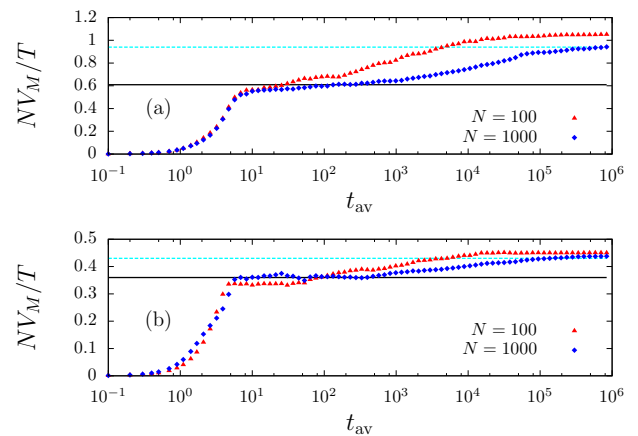


FIG. 3. (color online) Fluctuation NV_M/T as a function of t_{av} . (a) $T = 0.45$. (b) $T = 0.40$. In both panels $N = 100$ (red triangles) and 1000 (blue diamonds). The black and the light-blue horizontal lines represent levels of the Vlasov and the isoentropic susceptibilities.

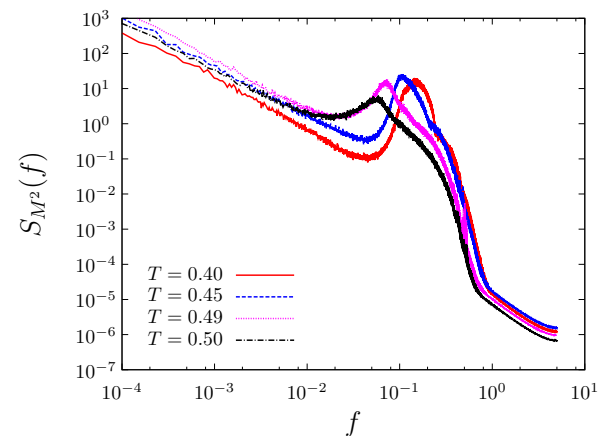


FIG. 4. (color online) Power spectra of $M^2(t)$ for $T = 0.40$ (red solid), 0.45 (blue dashed), 0.49 (magenta dotted) and 0.50 (black dot-dashed) with $N = 1000$. Power spectra for $T > T_c$ are also computed up to $T = 0.60$ (not shown), and they are similar with for $T = 0.50$ except for slight changes of slopes in a small f region.

mate. Nevertheless, in the short-time interval, the system fluctuates along the approximate level set, which induces the strange scaling of $V_M \sim N^{-4/5}$ at the critical point. As time goes on, the system is released from the approximate constraints, and the classical scaling $V_M \sim N^{-1/2}$ recovers in the long-time interval. Temporal evolution of the finite-size fluctuation can be understood as the releasing process from the iso-Casimir contour. An important remark is that any initial states must evolve under the approximate but unavoidable Casimir constraints even in thermal equilibrium.

We further investigate the finite-size fluctuation from the view point of the scaling theory [29]. One hypothesis of the scaling theory is that the finite-size scalings are controlled by the dimensionless quantity ξ/L , where ξ and L are the

correlation length and the system length respectively. The infinite-range models, including the HMF model, have no concept of both lengths, but a scaling theory has been proposed for such models by replacing ξ/L with N_c/N [30, 31], where N_c is the coherent number of particles. It is supposed that $N_c \propto \xi^{d_u} \propto \tau^{-d_u \nu}$ with d_u the upper critical dimensionality and ν defined by $\xi \propto \tau^{-\nu}$ for the mean-field universality class. Thus, $\nu^* = d_u \nu$ plays the role of ν , and the scaling function for χ_{xx} , denoted by F_χ , can be introduced as

$$\chi_{xx} = N^{\gamma/\nu^*} F_\chi(\tau N^{1/\nu^*}). \quad (10)$$

Combining the above expression with the fluctuation-response relation (7), we have

$$N^{1-\gamma/\nu^*} V_M(N)/T = \epsilon F_\chi(\tau N^{1/\nu^*}). \quad (11)$$

The scaling (11) is examined in Fig.5(a) for the disordered phase, and the scaling function F_χ can be observed. In the ordered phase, the susceptibility χ_{xx} scales as $\chi_{xx} \propto \tau^{-\gamma}$ but this scaling is not excellent even for rather small τ , and observation of the scaling function is hard accordingly. The susceptibility is represented as $\chi_{xx} = (1-D)/D$, and D shows a beautiful scaling as shown in the inset of Fig.5(b). We, therefore, examine the scaling for D , which suggests

$$\frac{N^{\gamma/\nu^*}}{NV_M(N)/T + 1} = F_D(\tau N^{1/\nu^*}). \quad (12)$$

The scaling function F_D is clearly observed in Fig.5(b), and hence we may also expect the scaling function F_χ in the ordered phase for small values of τ .

The scaling theory suggests the values of critical exponents ν_+ and ν_- for the correlation length. We showed that $V_M(N) \propto N^{-4/5}$ at the critical point $\tau = 0$, and hence the relation (11) determines $\nu_+^* = 5$ and $\nu_-^* = 5/4$ from $\gamma_+ = 1$ and $\gamma_- = 1/4$ [22] respectively. Thus, inputting $d_u = 4$, $\nu_+ = 5/4$ and $\nu_- = 5/16$ can be conjectured in QSSs. These exponents should be tested in the α -HMF model [35] for instance, in which interaction depends on the distance between a pair of interacting particles.

Summarizing, we investigated the finite-size fluctuation in thermal equilibrium of the HMF model. We have confirmed that the fluctuation-response relation holds even under the Casimir constraints and finite-size effects. This relation induces the strange scaling of $V_M(N) \propto N^{-4/5}$ at the critical point instead of $N^{-1/2}$ predicted by statistical mechanics. Further, we reported temporal evolution of the finite-size fluctuation. These phenomena are explained by existence of the Casimirs, which are approximate invariants in finite-size long-range systems. Therefore, these phenomena can be expected in generic systems. In addition, the strange scaling with the scaling theory conjectures critical exponents for the correlation length.

We end this article by giving five remarks. First, the linear and the nonlinear response theories are simply reproduced [24] by the so-called rearrangement formula [25].

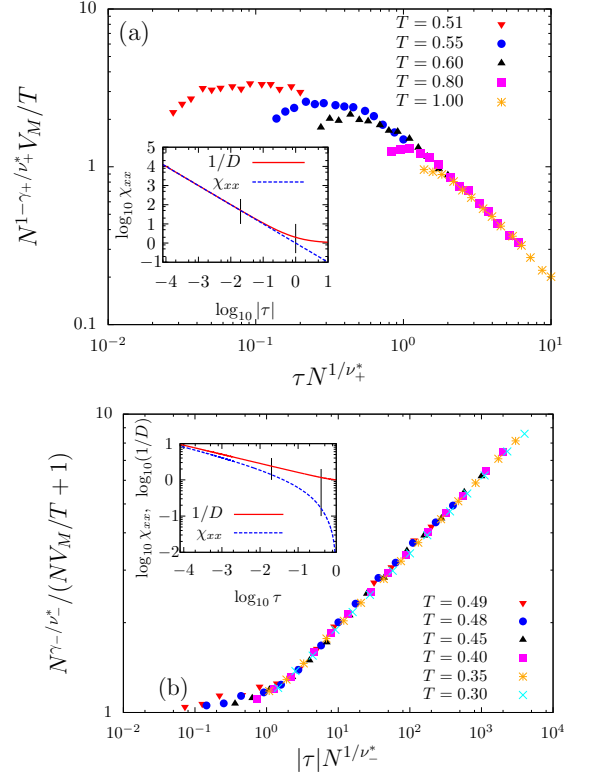


FIG. 5. (color online) Examinations of the scaling theory. (a) Disordered phase. (b) Ordered phase. (Insets) χ_{xx} for the Vlasov dynamics (blue dashed lower lines) and $1/D$ (red solid upper lines). The vertical black segments mark the computing interval of τ .

It is worth extending the powerful formula for finite-size systems. Second, the evolution of finite-size fluctuation is not expected in the disordered phase, since there is no gap between the Vlasov susceptibility and the isoentropic one. Third, nonexactness of the Casimir invariants is a crucial point for the evolution. Exact invariants of the translational and the angular momenta break the equipartition of kinetic energy in small clusters, but this phenomenon is understood by inputting the invariants into statistical mechanics [36]. Fourth, approximate constraints can be found also in spring-chain systems. Hard springs play the role of approximate constraints, lengths of bonds, and slow relaxation to equipartition is observed [37]. The linked particles can be considered as models of molecules for instance, thus it might be interesting to investigate the finite-size fluctuation in such models. Finally, the strange scaling is observed for a rather small N , say $N \simeq 100$, when the averaging time is short. This observation suggests that we need to consider the wreck of Casimirs even in small systems, and might give a new perspective to understand more realistic systems.

The author thanks K. A. Takeuchi for suggesting to study the finite-size fluctuation. He also acknowledges the support of JSPS KAKENHI Grant Number 23560069.

-
- * yyama@amp.i.kyoto-u.ac.jp
- [1] J. B. Johnson, THERMAL AGITATION OF ELECTRICITY IN CONDUCTORS, *Phys. Rev.* **32**, 97 (1928).
 - [2] H. Nyquist, THERMAL AGITATION OF ELECTRIC CHARGE IN CONDUCTORS, *Phys. Rev.* **32**, 110 (1928).
 - [3] P. Sheng, E. K. Sichel and J. I. Gittleman, Fluctuation-Induced Tunneling Conduction in Carbon-Polyvinylchloride Composites, *Phys. Rev. Lett.* **40**, 1197 (1978).
 - [4] P. Sheng, Fluctuation-induced tunneling conduction in disordered materials, *Phys. Rev. B* **21**, 2180 (1980).
 - [5] D. J. Evans, E. G. D. Cohen and G. P. Morris, Probability of Second Law Violations in Shearing Steady States, *Phys. Rev. Lett.* **71**, 2104 (1993).
 - [6] J. Kurchan, Fluctuation theorem for stochastic dynamics, *J. Phys. A* **31**, 3719 (1998).
 - [7] C. Jarzynski, Hamiltonian Derivation of a Detailed Fluctuation Theorem, *J. Stat. Phys.* **98**, 77 (2000).
 - [8] S. De Nigris and X. Leoncini, Critical behavior of the XY-rotor model on regular and small-world networks, *Phys. Rev. E* **88**, 012131 (2013).
 - [9] H. Hong, H. Chaté, L.-H. Tang and H. Park, Finite-size scaling, dynamic fluctuations, and hyperscaling relation in the Kuramoto model, *Phys. Rev. E* **92**, 022122 (2015).
 - [10] A. Campa, T. Dauxois and S. Ruffo, Statistical mechanics and dynamics of solvable models with long-range interactions, *Phys. Rep.* **480**, 57 (2009).
 - [11] Y. Levin, R. Pakter, F. B. Rizzato, T. N. Teles and F. P. C. Benetti, Nonequilibrium statistical mechanics of systems with long-range interactions, *Phys. Rep.* **535**, 1 (2014).
 - [12] A. Campa, T. Dauxois, D. Fanelli and S. Ruffo, *Physics of Long-Range Interacting Systems* (Oxford University Press, Oxford, 2014).
 - [13] D. H. Zenette and M. A. Montemurro, Dynamics and nonequilibrium states in the Hamiltonian mean-field model: A closer look, *Phys. Rev. E* **67**, 031105 (2003).
 - [14] Y. Y. Yamaguchi, J. Barré, F. Bouchet, T. Dauxois and S. Ruffo, Stability criteria of the Vlasov equation and quasi-stationary states of the HMF model, *Physica A* **337**, 36 (2004).
 - [15] J. Barré, F. Bouchet, T. Dauxois, S. Ruffo and Y. Y. Yamaguchi, The Vlasov equation and the Hamiltonian mean-field model, *Physica A* **365**, 177 (2006).
 - [16] J. Binney and S. Tremaine, *Galactic Dynamics*, 2nd ed. (Princeton University Press, Princeton, NJ, 2008).
 - [17] F. Bouchet and J. Sommeria, Emergence of intense jets and Jupiter's Great Red Spot as maximum-entropy structures, *J. Fluid Mech.* **464**, 165 (2002).
 - [18] W. Braun and K. Hepp, The Vlasov Dynamics and Its Fluctuations in the $1/N$ Limit of Interacting Classical Particles, *Commun. Math. Phys.* **56**, 101 (1977).
 - [19] R. L. Dobrushin, VLASOV EQUATIONS, *Funct. Anal. Appl.* **13**, 115 (1979).
 - [20] H. Spohn, *Large Scale Dynamics of Interacting Particles*, (Springer-Verlag, Heidelberg, 1991).
 - [21] A. Patelli, S. Gupta, C. Nardini and S. Ruffo, Linear response theory for long-range interacting systems in quasistationary states, *Phys. Rev. E* **85**, 021133 (2012).
 - [22] S. Ogawa and Y. Y. Yamaguchi, Linear response theory in the Vlasov equation for homogeneous and for inhomogeneous quasistationary states, *Phys. Rev. E* **85**, 061115 (2012).
 - [23] S. Ogawa and Y. Y. Yamaguchi, Nonlinear response for external field and perturbation in the Vlasov system, *Phys. Rev. E* **89**, 052114 (2014).
 - [24] S. Ogawa and Y. Y. Yamaguchi, Landau-like theory for universality of critical exponents in quasistationary states of isolated mean-field systems, *Phys. Rev. E* **91**, 062108 (2015).
 - [25] Y. Y. Yamaguchi and S. Ogawa, Conditions for predicting quasistationary states by rearrangement formula, *Phys. Rev. E* **92**, 042131 (2015).
 - [26] S. Ogawa, A. Patelli and Y. Y. Yamaguchi, Non-mean-field critical exponent in a mean-field model: Dynamics versus statistical mechanics, *Phys. Rev. E* **89**, 032131 (2014).
 - [27] S. Inagaki and T. Konishi, Dynamical Stability of a Simple Model Similar to Self-Gravitating Systems, *Publ. Astron. Soc. Japan* **45**, 733 (1993).
 - [28] M. Antoni and S. Ruffo, Clustering and relaxation in Hamiltonian long-range dynamics, *Phys. Rev. E* **52**, 2361 (1995).
 - [29] M. E. Fisher and M. N. Barder, Scaling Theory for Finite-Size Effects in the Critical Region, *Phys. Rev. Lett.* **28**, 1516 (1972).
 - [30] R. Botet, R. Jullien and P. Pfeuty, Size Scaling for Infinitely Coordinated Systems, *Phys. Rev. Lett.* **49**, 478 (1982).
 - [31] R. Botet and R. Jullien, Large-size critical behavior of infinitely coordinated systems, *Phys. Rev. B* **28**, 3955 (1983).
 - [32] C. Kittel and H. Shore, Development of a Phase Transition for a Rigorously Solvable Many-Body System, *Phys. Rev.* **138**(4A), A1165-A1169 (1965).
 - [33] A. Campa and P. H. Chavanis, A dynamical stability criterion for inhomogeneous quasi-stationary states in long-range systems, *J. Stat. Mech.* (2010) P06001.
 - [34] H. Yoshida, Construction of higher order symplectic integrators, *Phys. Lett. A* **150**, 262 (1990).
 - [35] C. Anteneodo and C. Tsallis, Breakdown of Exponential Sensitivity to Initial Conditions: Role of the Range of Interactions, *Phys. Rev. Lett.* **80**, 5313 (1998).
 - [36] T. Niiyama, Y. Shimizu, T. R. Kobayashi, T. Okushima and K. S. Ikeda, Inhomogeneity of Local Temperature in Small Clusters in Microcanonical Equilibrium, *Phys. Rev. Lett.* **99**, 014102 (2007).
 - [37] T. Konishi and T. Yanagita, Slow relaxation to equipartition in spring-chain systems, *J. Stat. Mech.* (2010) P09001.