

A trio of horseshoes: past, present and future dynamical evolution of Earth co-orbital asteroids 2015 XX₁₆₉, 2015 YA and 2015 YQ₁

C. de la Fuente Marcos • R. de la Fuente Marcos

Abstract It is widely accepted that a quasi-steady-state flux of minor bodies moving in and out of the co-orbital state with the Earth may exist. Some of these objects are very good candidates for future in situ study due to their favourable dynamical properties. In this paper, we show that the recently discovered near-Earth asteroids 2015 XX₁₆₉, 2015 YA and 2015 YQ₁ are small transient Earth co-orbitals. These new findings increase the tally of known Earth co-orbitals to 17. The three of them currently exhibit asymmetric horseshoe behaviour subjected to a Kozai resonance and their short-term orbital evolution is rather unstable. Both 2015 YA and 2015 YQ₁ may leave Earth's co-orbital zone in the near future as they experience close encounters with Venus, the Earth-Moon system and Mars. Asteroid 2015 XX₁₆₉ may have remained in the vicinity of, or trapped inside, the 1:1 mean motion resonance with our planet for many thousands of years and may continue in that region for a significant amount of time into the future.

Keywords Celestial mechanics · Minor planets, asteroids: general · Minor planets, asteroids: individual: 2015 XX₁₆₉ · Minor planets, asteroids: individual: 2015 YA · Minor planets, asteroids: individual: 2015 YQ₁ · Planets and satellites: individual: Earth

1 Introduction

During the last two decades, observations of near-Earth Objects (NEOs) have uncovered the existence of a transient near-Earth asteroid (NEA) population that goes around the Sun in almost exactly one Earth's orbital

period, i.e., they are trapped in the 1:1 mean motion resonance with our planet. Although their orbits may not be at all similar to that of the Earth if they are very eccentric and inclined, these peculiar NEAs are still referred to in the literature as Earth co-orbitals (Morais & Morbidelli 2002). Some of these NEAs may have had their origin in the Earth-Moon system (see, e.g., Margot & Nicholson 2003) although other sources in the main asteroid belt are perhaps more likely (see, e.g., Morais & Morbidelli 2002). However, the effects derived from orbital chaos severely limit our ability to determine their sources in a reliable manner (Connors et al. 2004).

It is widely accepted that a quasi-steady-state flux of minor bodies moving in and out of the co-orbital state with the Earth may exist (see, e.g., Morais & Morbidelli 2002). The list of documented Earth co-orbitals now includes 14 objects (see, e.g., de la Fuente Marcos & de la Fuente Marcos 2016). Most of these minor bodies have diameters smaller than 50 m (which is equivalent to an absolute magnitude, H , in the range 23.5–25.5 for an assumed albedo in the range 0.20–0.04). Some of these NEOs are relatively easy to access from our planet, experiencing close flybys (i.e., have short perigee distances), and as such they have been included in the Near-Earth Object Human Space Flight Accessible Targets Study (NHATS)¹ list (Abell et al. 2012a,b). The actual size of this interesting population could be large because small bodies probably dominate this dynamical class.

Unfortunately and for NEOs, being small is usually associated with not getting much attention. A large number of NEO candidates listed on the Minor Planet Center's (MPC) NEO Confirmation Page² attract no

C. de la Fuente Marcos

R. de la Fuente Marcos

Apartado de Correos 3413, E-28080 Madrid, Spain

¹<http://neo.jpl.nasa.gov/nhats/>

²http://www.minorplanetcenter.net/iau/NEO/toconfirm_tabular.html

follow up if their preliminary orbital data indicate that they are probably very small. Follow-up observers select targets that their telescope can observe, and often small objects have a very limited window of observability, thus do not get observed as much as larger objects. It is frequently the case that such small objects do not accumulate enough observations even to be formally considered discovered and consequently they do not get a designation at all. Therefore, they become lost asteroids at discovery time. Even for those that have been officially discovered (i.e., received a designation), being small almost certainly implies that their orbits will remain poorly determined for decades. For instance, the number of recovered objects with $H > 25.5$ mag in the extensive study performed by Harris & D’Abramo (2015) is zero and only for objects with $H < 20$ mag the recovery probability (that of observing the object again some period, often a year, after discovery and, consequently, improve its orbital solution) was found to be greater than 50%. On the other hand, recovering a small NEO not only depends on its apparent magnitude at perigee—that must be < 22 in V for most active surveys—but on its rate of motion as well because of image trailing loss of very small, fast moving bodies. For example, a NEO travelling faster than 10° per day must reach an apparent magnitude at perigee < 20 in order to be detected (see fig. 1 in Harris & D’Abramo 2015). The faintest asteroid observation performed so far corresponded to $V = 26.7$ mag for asteroid 2008 LG₂ (Micheli et al. 2015), but it was accomplished by using targeted follow-up with the telescope tracking rate matching closely the asteroid’s angular motion in the sky. Currently active and past NEO search programs do not have the ability to go as faint as $V \sim 25$ mag in survey mode (Farnocchia et al. 2016). This means in practice that most recoveries of small NEOs are serendipitous rather than planned.

Given the observational challenges pointed out above, many small Earth co-orbitals may get lost soon after being discovered and the ones receiving an official designation are strong candidates to join the group of asteroids with poorly determined orbits waiting for an uncertain recovery. This state of affairs has a negative impact on our understanding of how a quasi-steady-state flux of minor bodies moving in and out of the co-orbital state with the Earth may operate. Here, we show that the recently discovered small NEAs 2015 XX₁₆₉, 2015 YA and 2015 YQ₁ are performing the corkscrew motion characteristic of Earth co-orbitals of the horseshoe type. With these three discoveries the number of known Earth co-orbitals increases to 17 with 12 of them following some kind of horseshoe path with respect to our planet. Many of them are subjected to a

Kozai resonance (Kozai 1962). This paper is organized as follows. In Sect. 2, we discuss the methodology followed in this work. In Sect. 3, we present the available data on 2015 XX₁₆₉ and study its dynamical evolution as well as the impact of errors on our results. Sections 4 and 5 are equivalent to Sect. 3 but for 2015 YA and 2015 YQ₁, respectively. In Sect. 6, we discuss the comparative dynamics of these objects and place them within the context of the previously known Earth co-orbitals. Our conclusions are presented in Sect. 7.

2 Earth co-orbitals: what are they and how to study them

Members of the population of NEAs in co-orbital motion with our planet are not characterised as such at discovery time but identified a posteriori during the analysis of their past, present and future orbital evolution that is explored using N -body simulations.

2.1 Characterising co-orbital objects

Co-orbital objects (asteroids or comets) move inside the 1:1 mean motion resonance with a planet. As such, they go around a certain star—e.g., the Sun in the case of the Earth—in almost exactly one orbital period of their host planet. In contrast with natural satellites, they do not follow closed planetocentric paths but from the planet’s point of view they loop around, in some cases for billions of years.

Co-orbital bodies are identified numerically by studying the behaviour of their relative mean longitude, λ_r , or difference between the mean longitude of the object and that of its host planet. The relative mean longitude of a passing body with respect to a given planet can take any value in the interval $(0, 360)^\circ$, i.e. circulates; in sharp contrast, the relative mean longitude of co-orbital bodies librates or oscillates around a certain value (in principle, 0° , $\pm 60^\circ$ or 180° , but the actual value depends on the orbital eccentricity and inclination). The mean longitude of an object—planet, asteroid or comet—is given by $\lambda = M + \Omega + \omega$, where M is the mean anomaly, Ω is the longitude of the ascending node, and ω is the argument of perihelion (see, e.g., Murray & Dermott 1999).

The degree of complexity of the co-orbital dynamics experienced by an object in a multi-planet environment could be very high. In addition to the three elementary configurations—quasi-satellite or retrograde satellite, Trojan or tadpole, and horseshoe—compound states (see, e.g., Morais & Morbidelli 2002) as well as recurrent transitions between the various configurations

Table 1 Heliocentric ecliptic Keplerian orbital elements of NEAs 2015 XX₁₆₉, 2015 YA and 2015 YQ₁. Values include the 1σ uncertainty (Epoch = JD2457400.5, 2016-January-13.0; J2000.0 ecliptic and equinox. Source: JPL Small-Body Database.)

		2015 XX ₁₆₉	2015 YA	2015 YQ ₁
Semi-major axis, a (AU)	=	0.99974±0.00003	0.99753±0.00005	1.00134±0.00005
Eccentricity, e	=	0.18364±0.00012	0.2791±0.0002	0.40398±0.00013
Inclination, i (°)	=	7.691±0.006	1.6249±0.0009	2.4865±0.0010
Longitude of the ascending node, Ω (°)	=	256.7497±0.0002	255.3291±0.0004	88.89770±0.00004
Argument of perihelion, ω (°)	=	283.918±0.002	83.849±0.002	112.185±0.002
Mean anomaly, M (°)	=	310.655±0.012	99.79±0.02	317.067±0.012
Perihelion, q (AU)	=	0.81614±0.00010	0.71908±0.00012	0.59681±0.00010
Aphelion, Q (AU)	=	1.18333±0.00004	1.27598±0.00006	1.40586±0.00008
Absolute magnitude, H (mag)	=	27.4±0.4	27.4±0.3	28.1±0.5

(Namouni et al. 1999; Namouni & Murray 2000) are possible. In the Solar System and focusing on long-term stability, the most likely configuration is by far the Trojan state that —for low values of both eccentricity and inclination— is characterised by the libration of λ_r around $\pm 60^\circ$ as the affected minor body follows a tadpole orbit with respect to the host planet (see, e.g., Murray & Dermott 1999); such an object is classified as an L_4 Trojan when the value of λ_r oscillates around $+60^\circ$, or as an L_5 Trojan if the value librates around -60° (or 300°). For eccentric orbits, the values of λ_r are displaced towards 180° by an amount proportional to the orbital eccentricity (Namouni 1999; Namouni et al. 1999; Namouni & Murray 2000; Nesvorný et al. 2002; Morais & Morbidelli 2002). If instead of stability we are more concerned about plain likelihood, then the most probable co-orbital state is the one characterised by a libration amplitude larger than 180° around a value of $\lambda_r = 180^\circ$ and often enclosing $\pm 60^\circ$; such objects follow horseshoe orbits (see, e.g., Murray & Dermott 1999). At regular intervals and before moving away, a horseshoe librator follows a corkscrew-like trajectory in the vicinity of its host planet for a certain period of time, a decade or more in the case of the Earth (see, e.g., de la Fuente Marcos & de la Fuente Marcos 2016). Far less likely than the horseshoe configuration, the quasi-satellite dynamical state was first described by Jackson (1913). In this case, the object involved appears to travel around the planet but is not gravitationally bound to it: the body librates around the longitude of its associated planet —i.e., λ_r oscillates around 0° — but its trajectory is not closed (see, e.g., Mikkola et al. 2006).

2.2 Numerical investigation

As pointed out above, co-orbital objects are identified indirectly after investigating numerically the evolution of their relative mean longitude with respect to a given planet. In this work and following de la Fuente Marcos

& de la Fuente Marcos (2012), we perform extensive direct N -body calculations using the Hermite scheme described by Makino (1991) and implemented by Aarseth (2003). The standard version of this direct N -body code is publicly available from the IoA web site.³ Initial conditions (positions and velocities in the barycentre of the Solar System) have been obtained from the Jet Propulsion Laboratory (JPL) HORIZONS system (Giorgini et al. 1996; Standish 1998) and they are referred to the epoch JD 2457400.5 (2016-January-13.0), which is the $t = 0$ instant in our figures. Our calculations take into account perturbations from the eight major planets, the Moon, the barycentre of the Pluto-Charon system, and the three largest asteroids. Non-gravitational forces, relativistic and oblateness terms were not included in the calculations.

The current orbital solutions of the three small NEAs —2015 XX₁₆₉, 2015 YA and 2015 YQ₁— studied here are relatively poor (see Table 1) as they are based on short arcs but their degrees of uncertainty are similar to that of the recently identified Earth co-orbital 2015 SO₂ (de la Fuente Marcos & de la Fuente Marcos 2016). In such cases, a statistical approach can be used to evaluate the current dynamical state of the minor body probabilistically. In order to do that and in addition to making use of the nominal orbit in Table 1, we have computed 50 control simulations for ± 50 kyr for each object with sets of orbital elements obtained from the nominal ones within the quoted uncertainties and assuming Gaussian distributions for them up to $\pm 9\sigma$. For instance, a new value of the semi-major axis for a control orbit has been found using the expression $a_t = \langle a \rangle + n \sigma_a r_i$, where a_t is the semi-major axis of the test orbit, $\langle a \rangle$ is the mean value of the semi-major axis from the available orbit (Table 1), n is a suitable integer (in our case, 9), σ_a is the standard deviation of a (Table 1), and r_i is a (pseudo) random number with

³<http://www.ast.cam.ac.uk/~sverre/web/pages/nbody.htm>

normal distribution in the range -1 to 1 . In the figures when an orbit is labelled ‘ $\pm n\sigma$ ’, where n is an integer, it has been obtained by adding (+) or subtracting ($-$) n -times the uncertainty from the orbital parameters (the six elements) in Table 1. In addition, we have computed two sets of 100 shorter control simulations in both directions of time and analysed the short-term evolution of the orbital elements a , e , i , Ω and ω for each object studied here (within 1σ and 9σ , respectively) focusing on the average values and the ranges (minimum and maximum) of the parameters.

Sitarski (1998, 1999, 2006) has pointed out that the procedure used above is equivalent to considering a number of different virtual objects moving in similar orbits, but not a sample of test orbits derived from a set of observations obtained for a single object. In other words, given a set of observations of a certain object, the values of the computed orbital elements are not mutually independent. The correct statistical alternative is to consider how the elements affect each other, applying the Monte Carlo using the Covariance Matrix (MCCM) approach (Bordovitsyna et al. 2001; Avdyushev & Banschikova 2007), or to follow the procedure described in Sitarski (1998, 1999, 2006). As a consistency test, we have used the implementation of the MCCM approach described in de la Fuente Marcos & de la Fuente Marcos (2015b) to recompute the orbital evolution of the objects studied producing an additional set of 100 short control simulations similar to the other two pointed out above. The respective covariance matrices have been obtained from the JPL Small-Body Database.

The study of the past, present and future evolution of hundreds of control orbits for each object using both classical and MCCM techniques confirms the robustness of the objects’ current resonant state as derived from our calculations and the relatively poor orbits available. Based on the number of computations performed, we can state that 2015 XX₁₆₉, 2015 YA and 2015 YQ₁ are current co-orbitals of the Earth with a probability $> 99.8\%$. However, all of them exhibit a rather unstable orbital evolution and two of them may not remain within Earth’s co-orbital region for long. The time-scale for exponential divergence of initially close orbits or Lyapunov time of these objects is in some cases as short as a few decades.

3 Asteroid 2015 XX₁₆₉: data and results

Asteroid 2015 XX₁₆₉ was discovered on 2015 December 9 by R. G. Matheny observing for the Mt. Lemmon Survey with the 1.5-m reflector of the programme (Stecklum et al. 2015). It was first observed at $V = 20.9$ mag

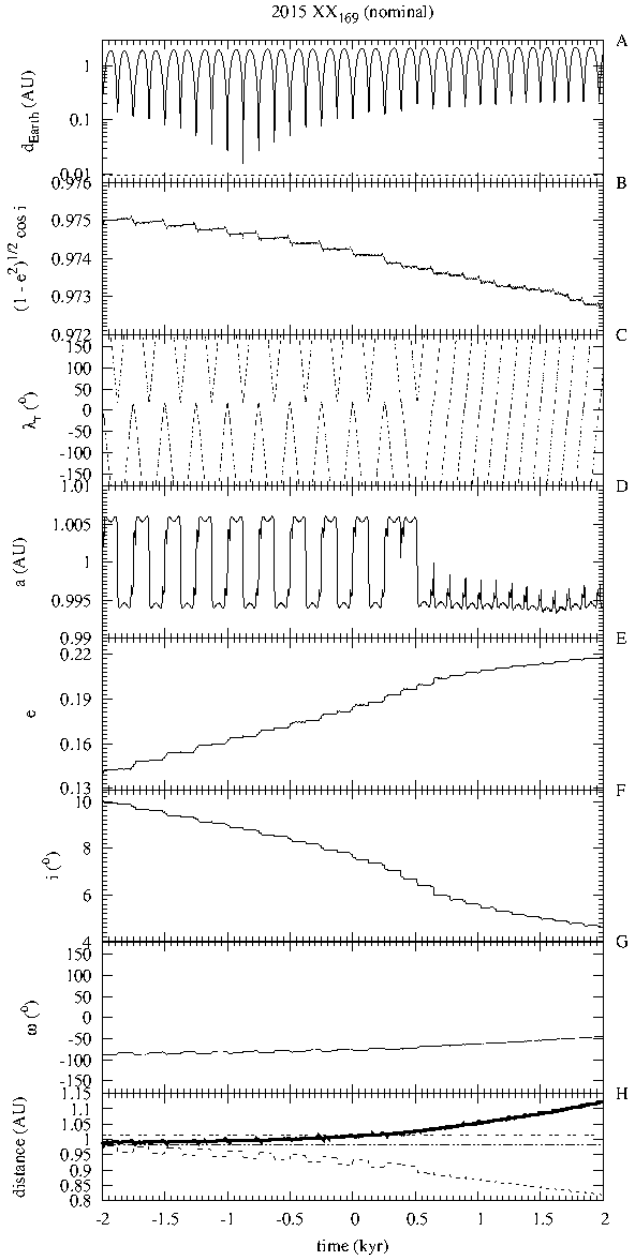


Fig. 1 Time evolution of various parameters for the nominal orbit of 2015 XX₁₆₉ during the time interval (-2000, 2000) yr. The distance from the Earth (panel A) with the value of the radius of the Hill sphere of the Earth, 0.0098 AU (dashed line). The parameter $\sqrt{1-e^2} \cos i$ (panel B). The resonant angle, λ_r (panel C). The orbital elements a (panel D), e (panel E), i (panel F), and ω (panel G). The distances to the descending (thick line) and ascending nodes (dotted line) are plotted in panel H; Earth’s aphelion and perihelion distances are also shown.

and the collected data showed that it is a very small object with an absolute magnitude, H , of 27.4; if a value of the albedo in the range 0.20–0.04 is assumed, this absolute magnitude is equivalent to a diameter in the range 9–22 m. It has an Earth Minimum Orbit Intersection Distance (MOID) of 0.015 AU and it has been included in the NHATS list. Its orbit is in need of further observations as it is currently based on 37 data points acquired during 4 d (see Table 1). Although this object is a typical example of the problematic situation described above, small object with relatively few observations, we will show that in this case it is still possible to arrive to statistically robust conclusions regarding its current dynamical state using the available orbit.

At present, 2015 XX₁₆₉ belongs to the Aten dynamical class and moves in an orbit with a value of the semi-major axis of 0.99974 AU, similar to that of our planet (1.00074 AU), eccentricity of 0.18364, and moderate inclination, $i = 7.7^\circ$. The values of the Heliocentric Keplerian osculating orbital elements and their uncertainties in Table 1 (as provided by the JPL Small-Body Database⁴) are referred to the epoch JD2457400.5, i.e. a time after its discovery and subsequent close encounter with our planet on 2015 December 14. As a result of this event, the value of the semi-major axis of 2015 XX₁₆₉ is slowly drifting upwards and the asteroid will become an Apollo asteroid within less than a year from now (see Fig. 1). After that, the value of the semi-major axis of the asteroid will remain in the range 1.002 AU to 1.006 AU for over 130 years to decrease again after the next close encounter with our planet, returning to the Aten dynamical class.

The immediate, past and future, orbital evolution of 2015 XX₁₆₉ is displayed in Fig. 1. All the control orbits exhibit consistent behaviour within a few hundred years of $t = 0$. Its Lyapunov time was longer in the past, but now it is just a few hundred years. Figure 2, left-hand and central panels, shows that this object was considerably more stable in the past and that its recent close encounter with the Earth has made the orbit significantly less stable although 2015 XX₁₆₉ is not expected to leave the vicinity of Earth’s co-orbital zone within tens of thousands of years (see below); based on the integrations performed, the Earth’s co-orbital region currently extends from ~ 0.994 AU to ~ 1.006 AU. Consistent with the warning conveyed in Sitarski (1998, 1999, 2006), the average, short-term evolution of the path followed by 2015 XX₁₆₉ as derived using the MCCM approach (see Fig. 2, right-hand panels) is rather different—and more chaotic into the past—than the one obtained when the classical method is applied. It is clear

that the average evolution from the MCCM approach is more in line with that of the nominal orbit plotted in Fig. 1. In any case, consistent dynamical evolution is systematically found within reasonable limits (a few hundred years of $t = 0$) for all the control orbits studied.

Asteroid 2015 XX₁₆₉ follows an asymmetrical horseshoe trajectory with respect to the Earth; λ_r librates around 180° , but enclosing 0° (see Fig. 1, panel C). The value of λ_r does not behave as expected of a classical horseshoe libration, where $\pm 60^\circ$ are enclosed by the trajectory but not 0° (see, e.g., Murray & Dermott 1999). The object switches between the Aten and Apollo dynamical classes at regular intervals of about 100 yrs (see Fig. 1, panel D) and it will cease these transitions in about 500 yrs from now, remaining as an Aten. The value of the Kozai parameter $-\sqrt{1-e^2} \cos i$ remains approximately constant (see Fig. 1, panel B) over the displayed time interval as the value of the eccentricity increases (see Fig. 1, panel E) and, conversely, that of the inclination decreases (see Fig. 1, panel F). The value of the argument of perihelion remains confined in the range $(-100, -50)^\circ$ (see Fig. 1, panel G) which is consistent with a Kozai resonance with libration around -90° (or 270°), although not very strong. At present, the descending node is close to Earth’s aphelion and the ascending node is away from the path of any planet (see Fig. 1, panel H). The distance between the Sun and the nodes for a prograde orbit is given by

$$r = a(1 - e^2)/(1 \pm e \cos \omega), \quad (1)$$

where the “+” sign is for the ascending node (where the orbit crosses the Ecliptic from South to North) and the “−” sign is for the descending node. Close encounters are only possible with the Earth and at the descending node; this is the configuration that the object reached on 2015 December 14 during its last approach to our planet.

Representative longer integrations are displayed in Fig. 3. Asteroid 2015 XX₁₆₉ may remain as co-orbital of our planet for many thousands of years into the future and may have remained as such for an equally long period of time, or even longer, in the past. In many calculations (see left-hand and right-hand C panels in Fig. 3), multiple instances of back and forth transitions between the horseshoe and quasi-satellite resonant states are observed. These transitions are similar to those that characterise the orbital evolution of 2015 SO₂ as described in de la Fuente Marcos & de la Fuente Marcos (2016). The mechanism behind these transitions is analogous to the one driving the dynamics of 2015 SO₂. When this behaviour is observed, the object exhibits Kozai-like dynamics with its nodes confined between

⁴<http://ssd.jpl.nasa.gov/sbdb.cgi>

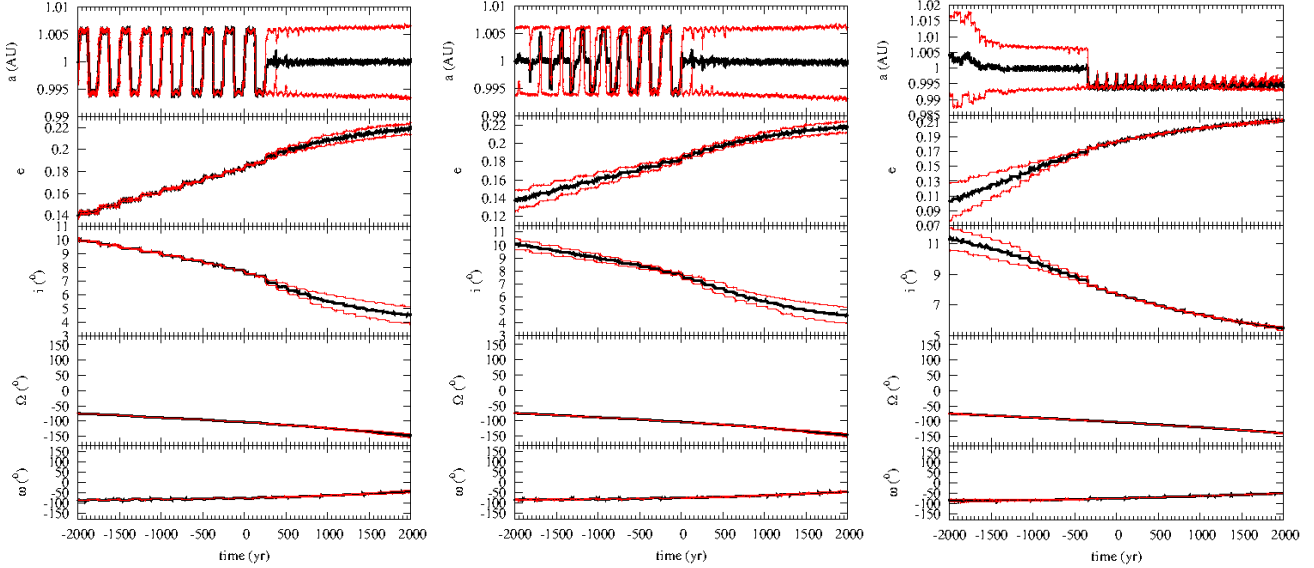


Fig. 2 Time evolution of the orbital elements a , e , i , Ω and ω of 2015 XX₁₆₉. The black thick curve shows the average evolution of 100 control orbits, the red thin curves show the ranges in the values of the parameters at the given time. Results for a 1σ spread in the initial values of the orbital elements (left-hand panels), a 9σ spread (central panels), and using MCMC (see the text, right-hand panels).

Earth’s aphelion and perihelion (see panel H in Fig. 3). In general, any abrupt changes in the state of motion of this object are the result of relatively close encounters with our planet at distances close to one Hill radius (0.0098 AU). During most of the simulated time, both eccentricity and inclination oscillate with the same frequency but out of phase (see Fig. 3, panels E and F), however the libration is far from regular which suggests that the Kozai resonance is not particularly strong. Consistently, the value of the Kozai parameter (see Fig. 3, panel B) exhibits irregular oscillations and the argument of perihelion undergoes phases of obvious libration (see Fig. 3, panel G). Some stages in the orbital evolution of this object are similar to those observed for 2015 SO₂ as described in de la Fuente Marcos & de la Fuente Marcos (2016). The object exhibits intermittent Kozai-like behaviour throughout the entire time interval with its nodes often confined between Earth’s aphelion and perihelion.

4 Asteroid 2015 YA: data and results

Asteroid 2015 YA was discovered on 2015 December 16 by G. J. Leonard and R. G. Matheny observing for the Catalina Sky Survey (Buzzi et al. 2015) at $V = 17.2$ mag. It is as large as 2015 XX₁₆₉ and as such it shares the same problem: small object with relatively few observations. Its current orbital solution is less than satisfactory with 47 observations acquired during

7 d (see Table 1), but its uncertainties are similar to those of 2015 XX₁₆₉ or 2015 SO₂ (de la Fuente Marcos & de la Fuente Marcos 2016). Its orbital elements show that its path is more eccentric ($e = 0.27914$) and less inclined ($i = 1^\circ 6$) than that of 2015 XX₁₆₉. This opens the possibility of closer encounters with the Earth—its MOID with our planet has a value of 0.0036 AU—and even relatively close approaches to both Venus (at perihelion) and Mars (at aphelion). Evolving within this dynamical context, 2015 YA must be less stable than 2015 XX₁₆₉. It is however a member of the NHATS list, NASA’s list of viable NEAs for an actual human exploration mission.

This asteroid is currently a member of the Aten dynamical class but before its recent encounter with the Earth on 2015 December 15 it was an Apollo. It will remain as an Aten for the next 142 years and then return to the Apollo dynamical class. Its short-term dynamical evolution is displayed in Fig. 4 (nominal orbit). It arrived very recently to the Earth co-orbital zone and it may leave in a few hundred years. Its orbital evolution is far more chaotic than that of 2015 XX₁₆₉. As in the previous case, the object follows an asymmetric horseshoe path with respect to the Earth with the value of the relative mean longitude librating around 180° , but enclosing 0° (see Fig. 4, panel C). The short-term evolution of the value of its semi-major axis is rather irregular (see Fig. 4, panel D) although it switched between the Apollo and Aten dynamical classes very recently and it will switch back to Apollo in the future. The

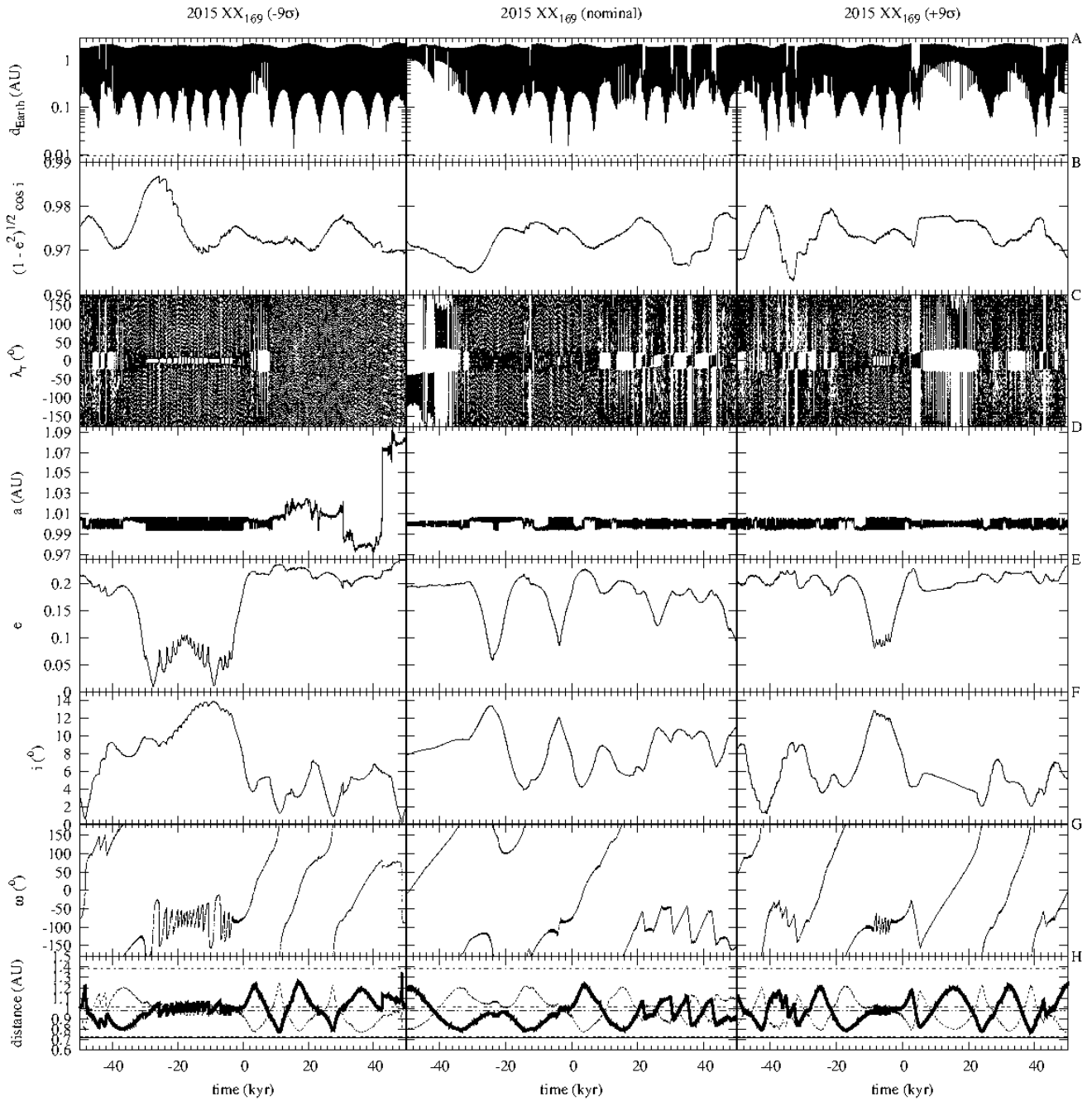


Fig. 3 Same as Fig. 1 but for the nominal orbit (same data as in Fig. 1 but over a longer time span) and two representative examples of orbits that are the most different from the nominal one among those integrated up to $\pm 9\sigma$ deviations (see the text for details). Venus', Earth's and Mars' perihelion distances, and Venus' and Earth's aphelion distances are also shown in panel H.

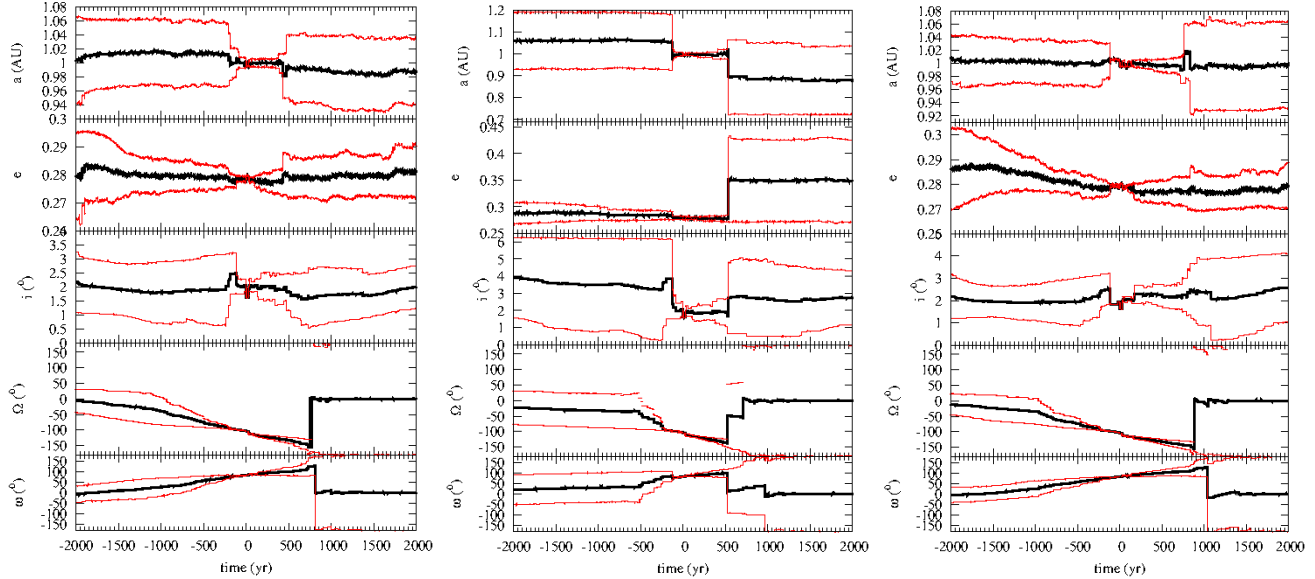


Fig. 5 As Fig. 2 but for 2015 YA.

value of the Kozai parameter changes significantly over the time interval plotted (see Fig. 4, panel B). The behaviour of eccentricity (see Fig. 4, panel E), inclination (see Fig. 4, panel F) and argument of perihelion (see Fig. 4, panel G) is far from what is expected when a Kozai resonance is in operation. The descending node is close to Earth’s perihelion, not aphelion as in the case of 2015 XX₁₆₉, and the ascending node is away from the path of any planet (see Fig. 4, panel H). However, this situation will be inverted in about 300 yrs from now.

The analysis of the effect of the errors in Table 1 on the evolution of the orbital parameters displayed in Fig. 5 shows that the value of its Lyapunov time was very short—below 100 yr—in the past and it will be only slightly longer in the future (a few hundred years). In this case, the average short-term orbital evolution predicted by the classical method (left-hand panels in Fig. 5) is consistent with that from the MCCM approach (right-hand panels in Fig. 5).

The past long-term evolution of 2015 YA strongly suggests that its semi-major axis started to reach values similar to that of our planet nearly 30 kyr ago (see Fig. 6). It also includes phases in which the behaviour of the argument of perihelion is consistent with what is expected when a Kozai resonance is in effect (see Fig. 6, panel G) but the evolution of the eccentricity (see Fig. 6, panel E) does not exhibit the oscillatory behaviour that is observed, for instance, in the case of 2015 XX₁₆₉. The positions of the nodes oscillate more or less regularly (see Fig. 6, panel H) and the closest encounters with our planet often coincide with the time when both nodes are in the path of the Earth. The dynamics of this object is currently controlled by

encounters with Venus and the Earth-Moon system, but Mars may also be an important perturber in the future.

5 Asteroid 2015 YQ₁: data and results

Asteroid 2015 YQ₁ was discovered on 2015 December 19 by A. D. Grauer observing for the Mt. Lemmon Survey (Bacci et al. 2015) at $V = 20.1$ mag. As the previous two objects, its orbital solution is in need of some improvement as it is currently based on 64 observations obtained during a time span of 3 d. It is the smallest of the trio of objects studied here with $H = 28.1$ mag, which translates into a diameter in the range 7–16 m for an assumed albedo of 0.20–0.04. Its orbit is also the most eccentric ($e = 0.40398$) of the set but its inclination is similar to that of 2015 YA ($i = 2^\circ 5$). With these values of the orbital parameters it may be the most unstable of the trio. It currently belongs to the Apollo dynamical class. The value of its Earth MOID is 0.00052 AU and this NEA experienced a close encounter with our planet on 2015 December 22 at 0.0037 AU. It undergoes close encounters with Venus, the Earth-Moon system, and Mars at regular intervals. Like the previous two, it has been included in the NHATS list. Once more we have a dynamically interesting small object with few observations; another obvious case of the situation described in the introduction section.

The immediate, past and future, orbital evolution of 2015 YQ₁ is displayed in Fig. 7; it follows an asymmetrical horseshoe trajectory with respect to the Earth like

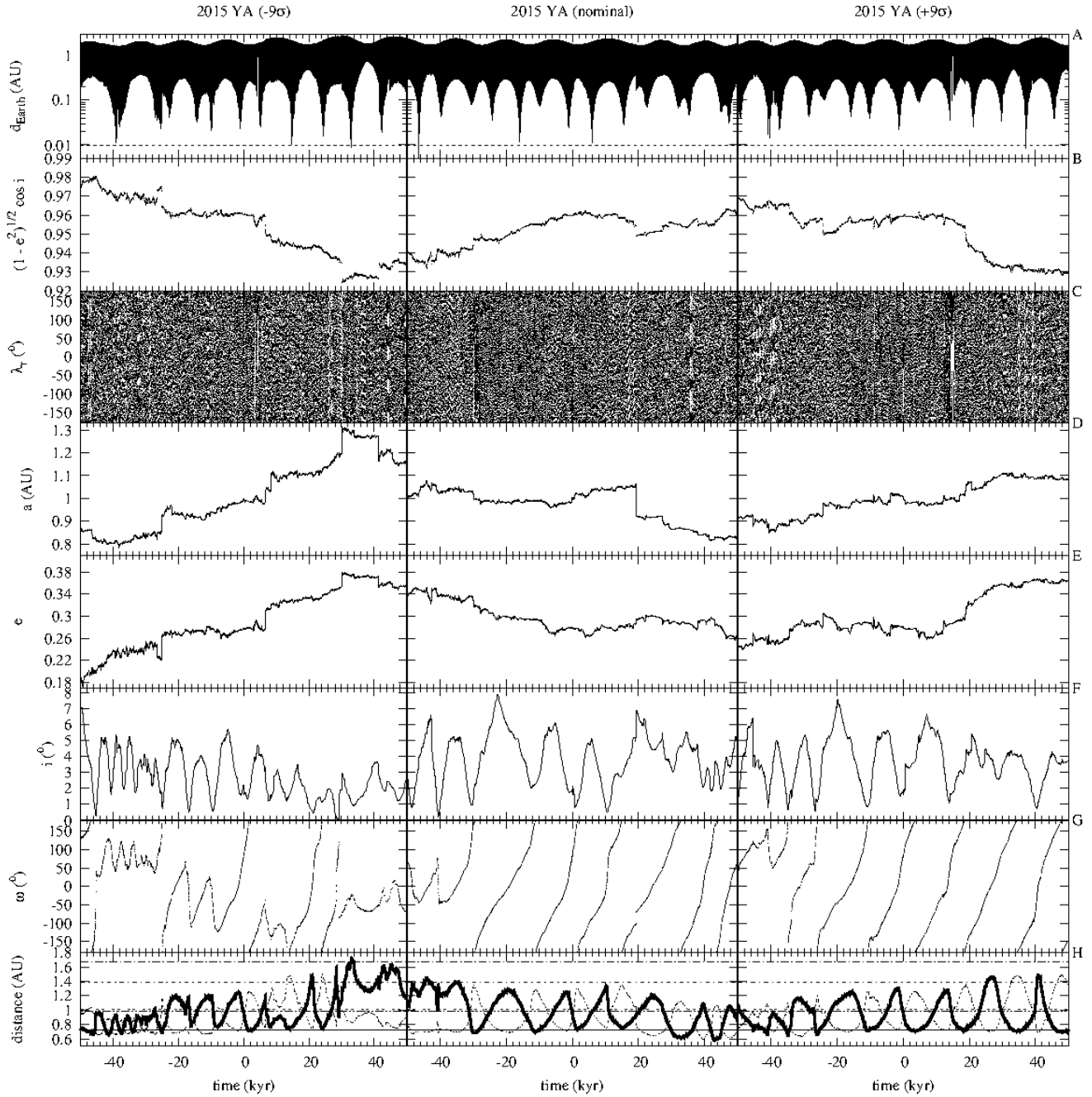


Fig. 6 Same as Fig. 3 but for 2015 YA. Venus', Earth's and Mars' aphelion and perihelion distances are also shown in panel H.

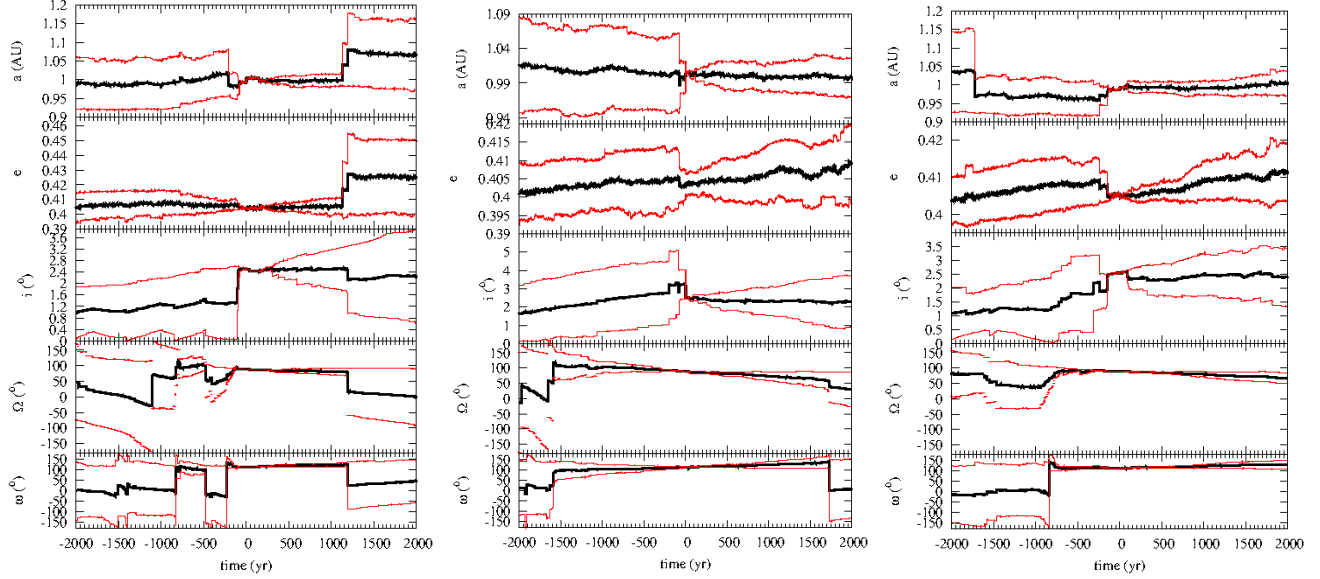


Fig. 8 As Fig. 2 but for 2015 YQ₁.

the other two as λ_r librates around 180° but enclosing 0° (see Fig. 7, panel C). The object switches between the Aten and Apollo dynamical classes but the evolution of its semi-major axis is nearly as irregular as that of 2015 YA (see Fig. 7, panel D) although the transitions will last longer than in the case of 2015 YA. The value of the Kozai parameter varies more than that of 2015 YA (compare Figs. 4 and 7, panel B) over the displayed time interval. Both eccentricity (see Fig. 7, panel E) and inclination (see Fig. 7, panel F) tend to increase over time, although the eccentricity decreases after 1200 yrs into the future. The value of the argument of perihelion remains confined to the range $(90, 175)^\circ$ (see Fig. 7, panel G) which is somewhat consistent with a Kozai resonance at high eccentricity, although not very strong. At present, the ascending node is close to Earth's perihelion and the descending node is in the path of Venus (see Fig. 7, panel H). Figure 8 shows that 2015 YQ₁ is probably the most dynamically unstable of the objects studied here. The data suggest that the value of its Lyapunov time is very short, perhaps as low as a few decades, both for its past and future orbital evolution. The average short-term orbital evolution predicted by the classical method (left-hand panels in Fig. 8) is somewhat consistent with that from the MCCM approach (right-hand panels in Fig. 8) but its dynamical behaviour is difficult to predict beyond a century or so.

The past and future long-term dynamical evolution of 2015 YQ₁ shows (see Fig. 9) that although it does not go beyond the orbit of Mars, it travels relatively frequently inside that of Venus. As in the case of 2015 YA, it also experiences phases in which the behaviour of the

argument of perihelion is consistent with the one expected when a Kozai resonance is in effect (see Fig. 9, panel G) with libration about a value of 180° , for example. However, the evolution of both eccentricity and inclination (see Fig. 9, panels E and F) is rather irregular and does not exhibit the coupled oscillatory behaviour that is observed, for instance, in the case of 2015 XX₁₆₉ (see Fig. 3, panels E and F). The positions of the nodes oscillate more or less regularly (see Fig. 9, panel H) between 0.5 AU and 1.4 AU (Mars' perihelion). The dynamics of this object is controlled by close encounters with Venus, the Earth-Moon system, and Mars.

6 Discussion

The three objects studied here were discovered within ten days, they are small objects with short data arcs, and move co-orbital to our planet. However, their orbits are quite diverse, mainly because of their eccentricities. As a result, their orbital evolution is also rather different. They have similar values of the semi-major axis and moderate to low inclinations. The Lyapunov time decreases as the eccentricity increases.

In general, Earth co-orbitals are small, for example 2003 YN₁₀₇, 2002 AA₂₉ or 2001 GO₂, but two of them are rather large — 3753 Cruithne (1986 TO) has $H = 15.7$ mag (Wiegert et al. 1997, 1998) and 85770 (1998 UP₁) has $H = 20.5$ mag.⁵ Both are horseshoe li-

⁵<http://www.astro.uwo.ca/~wiegert/eca/>

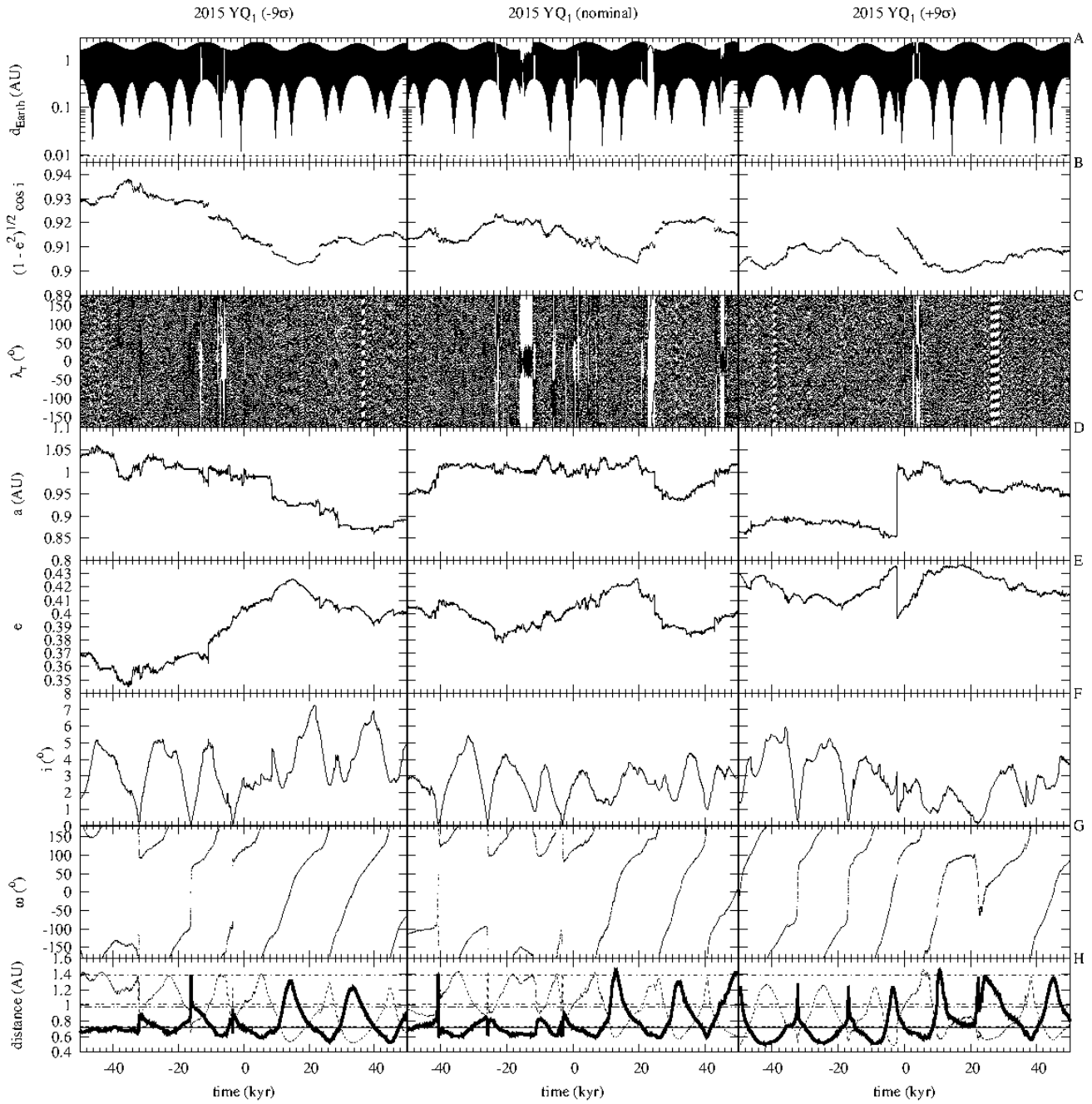


Fig. 9 Same as Fig. 3 but for 2015 YQ₁. Venus', Earth's and Mars' aphelion and perihelion distances are also shown in panel H.

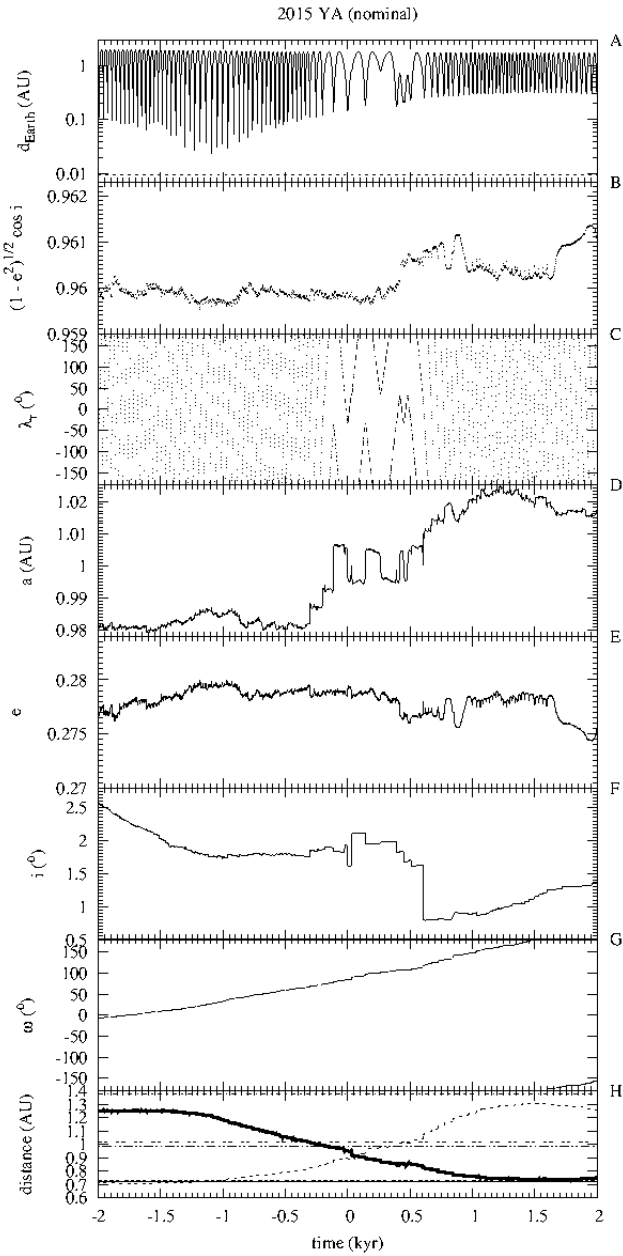


Fig. 4 As Fig. 1 but for 2015 YA.

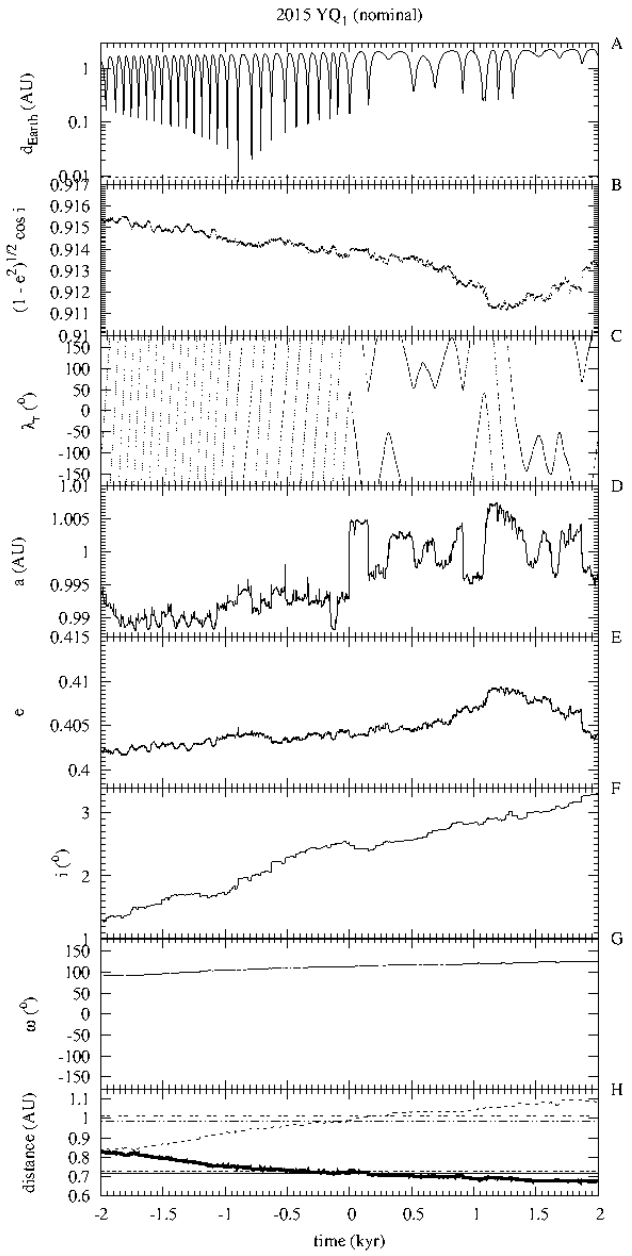


Fig. 7 As Fig. 1 but for 2015 YQ₁.

brators like the NEAs discussed here. Other NEAs experiencing horseshoe behaviour are 54509 YORP (2000 PH₅) (Wiegert et al. 2002; Margot & Nicholson 2003), 2001 GO₂ (Wiegert et al. 2002; Margot & Nicholson 2003; Brassier et al. 2004), 2002 AA₂₉ (Connors et al. 2002; Brassier et al. 2004), 2003 YN₁₀₇ (Brassier et al. 2004; Connors et al. 2004), 2010 SO₁₆ (Christou & Asher 2011), 2013 BS₄₅ (de la Fuente Marcos & de la Fuente Marcos 2013) and 2015 SO₂ (de la Fuente Marcos & de la Fuente Marcos 2016). In contrast with what happens with Jupiter where Trojans dominate, in the case of the Earth horseshoe librators outnumber any other co-orbital type with 12 objects including the three studied here. Other Earth co-orbitals are 2010 TK₇ (Connors et al. 2011), a Trojan, and four quasi-satellites —164207 (2004 GU₉) (Connors et al. 2004; Mikkola et al. 2006; Wajner 2010), 277810 (2006 FV₃₅) (Wiegert et al. 2008; Wajner 2010), 2013 LX₂₈ (Connors 2014), and 2014 OL₃₃₉ (de la Fuente Marcos & de la Fuente Marcos 2014). The existence of asteroids moving in long-lasting horseshoe orbits associated with the Earth was first predicted by Hollabaugh and Everhart (1973). All the known Earth co-orbitals are transient companions to our planet and most of them will remain as such for less than a few thousand years. Very likely, the most stable of the currently known Earth co-orbitals is 2010 SO₁₆ that stays as horseshoe libration for at least 120 kyr and possibly up to 1 Myr (Christou & Asher 2011), remaining in the same co-orbital configuration during this time span. Asteroid 2015 SO₂ could be nearly as stable as 2010 SO₁₆, but it switches between co-orbital configurations on a regular basis (de la Fuente Marcos & de la Fuente Marcos 2016). Asteroid 2015 XX₁₆₉ is certainly less stable than 2015 SO₂, but more stable than many of the objects listed above. Although co-orbitals are often considered as mere dynamical curiosities, some of them are relatively easy to access from our planet (see, e.g., Stacey & Connors 2009). Such objects are good candidates for in situ study, sample return missions, or even commercial mining (e.g. Lewis 1996; Elvis 2012, 2014; García Yárnoz et al. 2013; Harris & Drube 2014). The three objects studied here and several other Earth co-orbitals are included in the NHATS list of potentially accessible targets that compiles attractive objects of interest for, e.g., future robotic missions.

For NEOs with values of the semi-major axis close to that of our planet, mean-motion resonances other than the one with the Earth are relatively weak, but secular resonances where the precession of the node of the perihelion of a NEO relative to a planet librates could be strong. The effect of secular resonances for objects moving in orbits with semi-major axes smaller than 2 AU

and relatively low values of the eccentricity was first explored by Michel & Froeschlé (1997) and further studied in Michel (1997, 1998). Michel & Froeschlé (1997) found that objects with $0.9 < a < 1.1$ AU are affected by the Kozai mechanism (Kozai 1962) that, at low inclination, induces libration of the argument of perihelion around 0° or 180° (see, e.g., Michel & Thomas 1996). An argument of perihelion librating around 0° means that the orbit reaches perihelion at approximately the same time it crosses the Ecliptic from South to North (the ascending node); a libration around 180° implies that the perihelion is close to the descending node. For higher inclinations, the argument of perihelion usually oscillates around 90° or 270° (-90°) when the Kozai resonance is in effect. Examples of both behaviours are found in our analyses above. The value of the argument of perihelion of 2015 XX₁₆₉ is found librating about 270° when its inclination is high and about 180° when its inclination is low (see Fig. 3, panel G). For 2015 YA, librations about 0° , 90° or 270° are observed (see Fig. 6, panel G) depending on the value of the inclination. In the case of 2015 YQ₁ and due to its overall lower inclination, only libration around 0° or 180° is observed (see Fig. 9, panel G).

Almost certainly, the three objects studied here are fragments of larger objects, which may also be fragments themselves. We can speculate that this can be reconciled with a hypothetical origin in the Earth-Moon system as suggested by, e.g., Margot & Nicholson (2003) within the context of triggered resurfacing events when a larger asteroid encounters our planet at relatively large planetary flyby distances, in the range 5–20 planetary radii (see, e.g., Keane & Matsuyama 2015) or alteration of the spin rate (Scheeres et al. 2005) and subsequent rotationally induced structural failure (see, e.g., Denneau et al. 2015). Several hundred NEAs have values of the MOID under 20 times the Earth radius. Within this hypothetical but plausible scenario, relatively large fragments can be released when asteroids pass close to our planet. These fragments may remain within the orbital neighbourhood of our planet trapped in the web of overlapping resonances that permeates the entire region (see, e.g., Christou 2000; de la Fuente Marcos & de la Fuente Marcos 2015a) and some of them may populate the co-orbital zone, in particular if the larger parent body was itself already a co-orbital. This scenario is different from the original hypothesis of origin in the Earth-Moon system, which was by impact on the Moon (see, e.g., Warren 1994; Gladman et al. 1995; Bottke et al. 1996; Gladman 1996).

In our simulations, the role of the Yarkovsky and Yarkovsky–O’Keefe–Radzievskii–Paddack (YORP) effects (see, e.g., Bottke et al. 2006) has been ignored.

The neglect of these effects has no impact on the evaluation of the present dynamical status of the NEAs discussed here, but may affect both the reconstruction of their dynamical past and any predictions made regarding their future orbital evolution. Accurate modelling of the Yarkovsky force requires relatively precise knowledge of the physical properties of the objects affected, which is obviously not the case here.

7 Conclusions

In this research, we have used N -body calculations and statistical analyses to study the orbital evolution of the recently discovered NEAs 2015 XX₁₆₉, 2015 YA and 2015 YQ₁. The main conclusions of our study can be summarised as follows:

- Asteroids 2015 XX₁₆₉, 2015 YA and 2015 YQ₁ currently follow asymmetric horseshoe trajectories with respect to the Earth (probability > 99.8%); they are small transient Earth co-orbitals.
- Asteroid 2015 XX₁₆₉ is the most stable of the trio and it may remain in the vicinity of Earth's co-orbital region for many thousands of years. Both 2015 YA and 2015 YQ₁ may not stay as Earth co-orbital companions for long.
- Asteroids 2015 XX₁₆₉, 2015 YA and 2015 YQ₁ are temporarily subjected to various forms of the Kozai resonance during the integrations performed. This secular resonance is stronger for 2015 XX₁₆₉.
- The known population of Earth co-orbitals is dominated by horseshoe librators, 12 out of 17 objects.
- Relatively poor orbital solutions can still be used to obtain robust conclusions on the dynamical evolution of NEOs if extensive statistical sampling of the orbits is performed.

One of the objectives of this research is to bring these interesting NEAs to the attention of the astronomical community, encouraging follow-up observations. Spectroscopic studies during their next perigee should be able to confirm if an origin in the Earth-Moon system as suggested by, e.g., Warren (1994), Gladman et al. (1995), Bottke et al. (1996), Gladman (1996) or Margot & Nicholson (2003) is plausible.

Acknowledgements We thank the referee, M. Connors, for his positive and helpful report, and S. J. Aarseth for providing the main code used in this research. In preparation of this paper, we made use of the NASA Astrophysics Data System, the ASTRO-PH e-print server and the MPC data server.

References

- Aarseth, S.J.: Gravitational N-Body Simulations, p. 27. Cambridge University Press, Cambridge (2003)
- Abell, P.A., et al.: Lunar and Planetary Science Conference **43**, 2842 (2012a)
- Abell, P.A., et al.: AAS/Division for Planetary Sciences Meeting Abstracts **44**, 111.01 (2012b)
- Avdyushev, V.A., Banschikova, M.A.: Sol. Syst. Res. **41**, 413 (2007)
- Bacci, P., et al.: MPEC 2015-Y53 (2015)
- Bordovitsyna, T., Avdyushev, V., Chernitsov, A.: Celest. Mech. Dyn. Astron. **80**, 227 (2001)
- Bottke, W.F., Jr., Nolan, M.C., Melosh, H.J., Vickery, A.M., Greenberg, R.: Icarus **122**, 406 (1996)
- Bottke, W.F., Jr., Vokrouhlický, D., Rubincam, D.P., Nesvorný, D.: Annu. Rev. Astron. Astrophys. **34**, 157 (2006)
- Brasser, R., Innanen, K.A., Connors, M., Veillet, C., Wiegert, P., Mikkola, S., Chodas, P.W.: Icarus **171**, 102 (2004)
- Buzzi, L., et al.: MPEC 2015-Y09 (2015)
- Christou, A.: Icarus **144**, 1 (2000)
- Christou, A.A., Asher, D.J.: Mon. Not. R. Astron. Soc. **414**, 2965 (2011)
- Connors, M.: Mon. Not. R. Astron. Soc. **437**, L85 (2014)
- Connors, M., Chodas, P., Mikkola, S., Wiegert, P., Veillet, C., Innanen, K.: Meteoritics Planet. Sci. **37**, 1435 (2002)
- Connors, M., Veillet, C., Brasser, R., Wiegert, P., Chodas, P., Mikkola, S., Innanen, K.: Meteoritics Planet. Sci. **39**, 1251 (2004)
- Connors, M., Wiegert, P., Veillet, C.: Nature **475**, 481 (2011)
- de la Fuente Marcos, C., de la Fuente Marcos, R.: Mon. Not. R. Astron. Soc. **427**, 728 (2012)
- de la Fuente Marcos, C., de la Fuente Marcos, R.: Mon. Not. R. Astron. Soc. **434**, L1 (2013)
- de la Fuente Marcos, C., de la Fuente Marcos, R.: Mon. Not. R. Astron. Soc. **445**, 2985 (2014)
- de la Fuente Marcos, C., de la Fuente Marcos, R.: Astron. Astrophys. **580**, A109 (2015a)
- de la Fuente Marcos, C., de la Fuente Marcos, R.: Mon. Not. R. Astron. Soc. **453**, 1288 (2015b)
- de la Fuente Marcos, C., de la Fuente Marcos, R.: Astrophys. Space Sci. **361**, 16 (2016)
- Denneau, L., et al.: Icarus **245**, 1 (2015)
- Elvis, M.: Nature **485**, 549 (2012)
- Elvis, M.: Planet. Space Sci. **91**, 20 (2014)
- Farnocchia, D., Chesley, S.R., Brown, P.G., Chodas, P.W.: Icarus **XXX**, XXX (2016) (arXiv:1601.03339)
- García Yárnoz, D., Sanchez, J.P., McInnes, C.R.: Celest. Mech. Dyn. Astron. **116**, 367 (2013)
- Giorgini, J.D., et al.: Bull. Am. Astron. Soc. **28**, 1158 (1996)
- Gladman, B.J., Burns, J.A., Duncan, M.J., Levison, H.F.: Icarus **118**, 302 (1995)
- Gladman, B.J.: Ph.D. thesis, Cornell University (1996)
- Harris, A.W., Drube, L.: Astrophys. J. **785**, L4 (2014)
- Harris, A.W., D'Abramo, G.: Icarus **257**, 302 (2015)
- Hollabaugh, M., Everhart, E.: Astrophys. Lett. **15**, 1 (1973)
- Jackson, J.: Mon. Not. R. Astron. Soc. **74**, 62 (1913)

- Keane, J.T., Matsuyama, I.: Lunar and Planetary Science Conference **46**, 2996 (2015)
- Kozai, Y.: *Astron. J.* **67**, 591 (1962)
- Lewis, J.S.: *Mining the Sky: Untold Riches from the Asteroids, Comets, and Planets*, p. 82. Addison-Wesley, Reading (1996)
- Makino, J.: *Astrophys. J.* **369**, 200 (1991)
- Margot, J.L., Nicholson, P.D.: *Bull. Am. Astron. Soc.* **35**, 1039 (2003)
- Michel, P.: *Icarus* **129**, 348 (1997)
- Michel, P.: *Planet. Space Sci.* **46**, 905 (1998)
- Michel, P., Froeschlé, C.: *Icarus* **128**, 230 (1997)
- Michel, P., Thomas, F.: *Astron. Astrophys.* **307**, 310 (1996)
- Micheli, M., Borgia, B., Drolshagen, G., Koschny, D., Peruzzi, E.: *IAU General Assembly*, #29, #2249572 (2015)
- Mikkola, S., Innanen, K., Wiegert, P., Connors, M., Brasser, R.: *Mon. Not. R. Astron. Soc.* **369**, 15 (2006)
- Morais, M.H.M., Morbidelli, A.: *Icarus* **160**, 1 (2002)
- Murray, C.D., Dermott, S.F.: *Solar System Dynamics*, p. 97. Cambridge University Press, Cambridge (1999)
- Namouni, F.: *Icarus* **137**, 293 (1999)
- Namouni, F., Murray, C.D.: *Celest. Mech. Dyn. Astron.* **76**, 131 (2000)
- Namouni, F., Christou, A.A., Murray, C.D.: *Phys. Rev. Lett.* **83**, 2506 (1999)
- Nesvorný, D., Thomas, F., Ferraz-Mello, S., Morbidelli, A.: *Celest. Mech. Dyn. Astron.* **82**, 323 (2002)
- Scheeres, D.J., Benner, L.A.M., Ostro, S.J., Rossi, A., Marzari, F., Washabaugh, P.: *Icarus* **178**, 281 (2005)
- Sitarski, G.: *Acta Astron.* **48**, 547 (1998)
- Sitarski, G.: *Acta Astron.* **49**, 421 (1999)
- Sitarski, G.: *Acta Astron.* **56**, 283 (2006)
- Stacey, R.G., Connors, M.: *Planet. Space Sci.* **57**, 822 (2009)
- Standish, E.M.: *JPL Planetary and Lunar Ephemerides, DE405/LE405*, Interoffice Memo. 312.F-98-048, Jet Propulsion Laboratory, Pasadena, CA, USA (1998)
- Stecklum, B., et al.: *MPEC 2015-X134* (2015)
- Wajer, P.: *Icarus* **209**, 488 (2010)
- Warren, P.H.: *Icarus* **111**, 338 (1994)
- Wiegert, P.A., Innanen, K.A., Mikkola, S.: *Nature* **387**, 685 (1997)
- Wiegert, P.A., Innanen, K.A., Mikkola, S.: *Astron. J.* **115**, 2604 (1998)
- Wiegert, P., Connors, M., Chodas, P., Veillet, C., Mikkola, S., Innanen, K.: *American Geophysical Union, Fall Meeting 2002*, P11A-0352 (2002)
- Wiegert, P.A., DeBoer, R., Brasser, R., Connors, M.: *J. R. Astron. Soc. Can.* **102**, 52 (2008)