

A shock front at the radio relic of Abell 2744

D. Eckert^{1*}, M. Jauzac^{2,3}, F. Vazza⁴, M. S. Owers^{5,6}, J.-P. Kneib⁷, C. Tchernin^{8,1},
H. Intema^{9,10}, K. Knowles³

¹ *Astronomy Department, University of Geneva, 16 ch. d'Ecogia, CH-1290 Versoix, Switzerland*

² *Centre for Extragalactic Astronomy, Department of Physics, Durham University, Durham DH1 3LE, U.K.*

³ *Astrophysics and Cosmology Research Unit, School of Mathematical Sciences, University of KwaZulu-Natal, Durban 4041, South Africa*

⁴ *Hamburg Observatory, Gojenbergsweg 112, 21029 Hamburg, Germany*

⁵ *Australian Astronomical Observatory, PO Box 915, North Ryde, NSW 1670, Australia*

⁶ *Department of Physics and Astronomy, Macquarie University, NSW, 2109, Australia*

⁷ *Laboratoire d'Astrophysique, Ecole Polytechnique Fédérale de Lausanne (EPFL), Observatoire de Sauverny, CH-1290 Versoix, Switzerland*

⁸ *Center for Astronomy, Institute for Theoretical Astrophysics, Heidelberg University, Philosophenweg 12, 69120 Heidelberg, Germany*

⁹ *Leiden Observatory, Leiden University, P.O. Box 9513, NL-2300 RA Leiden, The Netherlands*

¹⁰ *National Radio Astronomy Observatory, 1003 Lopezville Road, Socorro, NM 87801-0387, USA*

Accepted XXX. Received YYY; in original form ZZZ

ABSTRACT

Radio relics are Mpc-scale diffuse radio sources at the peripheries of galaxy clusters which are thought to trace outgoing merger shocks. We present *XMM-Newton* and *Suzaku* observations of the galaxy cluster Abell 2744 ($z = 0.306$), which reveal the presence of a shock front 1.5 Mpc East of the cluster core. The surface-brightness jump coincides with the position of a known radio relic. Although the surface-brightness jump indicates a weak shock with a Mach number $\mathcal{M} = 1.7_{-0.3}^{+0.5}$, the plasma in the post-shock region has been heated to a very high temperature (~ 13 keV) by the passage of the shock wave. The low acceleration efficiency expected from such a weak shock suggests that mildly relativistic electrons have been re-accelerated by the passage of the shock front.

Key words: galaxies: clusters: individual: A2744 – X-rays: galaxies: clusters

1 INTRODUCTION

In the standard hierarchical structure formation scenario, galaxy clusters are expected to form through subsequent mergers of smaller entities. In this process, the plasma contained within the merging subclusters collides, launching Mpc-scale shock waves with Mach numbers in the range 1.5–3 which contribute to the thermalization of the plasma (e.g. Miniati et al. 2001; Ryu et al. 2003). This picture has received increasing observational support lately thanks to the discovery of shock fronts in a handful of merging clusters (Markevitch et al. 2002, 2005; Owers et al. 2011, 2014; Russell et al. 2010). Additionally, merger shocks are also expected to (re-)accelerate particles through diffusive shock acceleration (DSA, e.g. Ensslin et al. 1998; Hoeft et al. 2008; Kang & Ryu 2013). This phenomenon is thought to give rise to *radio relics*, i.e. irregular, diffuse, steep-spectrum radio sources at the periphery of merging clusters (e.g. Rottgering et al. 1997; van Weeren et al. 2010; Bonafede et al. 2012).

While in a few cases a shock front has been found co-

incident with a radio relic (Finoguenov et al. 2010; Ogorean et al. 2013a), X-ray observations tend to prefer lower Mach numbers compared to the values expected from DSA based on the radio spectrum (Akamatsu & Kawahara 2013; Ogorean et al. 2013b; van Weeren et al. 2016). Some X-ray-detected shock fronts are not associated with radio emission (Abell 2146, Russell et al. 2011), and the acceleration efficiency of electrons and protons differs from that expected from DSA (Vazza & Brüggén 2014; Vazza et al. 2015). Therefore, while there is usually a connection between shock fronts and radio relics, different systems provide contradicting results and the acceleration mechanism is still poorly understood.

Abell 2744 (hereafter A2744) is a massive cluster ($M_{200} \sim 2 \times 10^{15} M_{\odot}$, Medezinski et al. 2016) at a redshift of 0.306 (Owers et al. 2011). It is located at the crossroads of several filaments (Eckert et al. 2015) and it is experiencing a merger of at least four individual entities. Radio observations of this system have reported the presence of a central radio halo and also of a peripheral radio relic of size 1.6×0.3 Mpc located roughly 1.5 Mpc East of the cluster core (Govoni et al. 2001).

In this *Letter*, we report the discovery of a shock front

* E-mail: Dominique.Eckert@unige.ch

associated with the radio relic of A2744. The paper is organized as follows. In Sect. 2 we describe the available X-ray data and the analysis procedure. Our results are presented in Sect. 3 and discussed in Sect. 4. At the redshift of A2744, the standard Λ CDM cosmology corresponds to $1'' = 4.5$ kpc. The uncertainties are given at the 1σ level.

2 DATA

2.1 XMM-Newton

A2744 was observed by *XMM-Newton* on December 18-20, 2014 for a total of 110 ks (OBSID 074385010, PI: Kneib). We analyzed the data using the XMMSAS software package v13.5 and the ESAS data analysis scheme (Snowden et al. 2008). After cleaning the event files by excluding the time periods affected by soft proton flares, we obtain 96 ks (MOS1), 97 ks (MOS2), and 87 ks (PN) of good data. We extracted a count image in the [0.5-1.2] keV band and computed the corresponding exposure map to correct for vignetting effects. A model for the particle background was created from a large collection of filter-wheel-closed observations which were then rescaled to match the particle background count rate in the A2744 observation. This dataset was presented in Eckert et al. (2015) and Jauzac et al. (subm.). For more details on the analysis procedure, we refer the reader to these papers.

2.2 Suzaku

The NE field of A2744 around the radio relic was targeted by *Suzaku* on November 20-22, 2013 for a total of 70 ks (OBSID 808008010). A three-pointing mosaic of the outer regions of A2744 also exists in the archive and was presented by Ibaraki et al. (2014). For the purpose of this study we only focus on the NE pointing. We analyzed this observation using the *Suzaku* FTOOLS v6.17 and the corresponding calibration database. We reprocessed the data using the *aepipeline* tool, filtering out the time periods when the geomagnetic cut-off rigidity was < 6 GeV. We extracted spectra from the three XIS chips in the relic region and in a background region located 12.5 arcmin NE of the cluster core, where no cluster emission is detected. We used the *xisnxbgen* tool to extract model particle background spectra from dark-Earth data. The particle background spectra were fit using a phenomenological model and added to the global spectral model to preserve the statistical properties of the data, following the approach presented in De Grandi et al. (2016).

3 RESULTS

3.1 Surface-brightness profile

In the left-hand panel of Fig. 1 we show the co-added *XMM-Newton*/EPIC image of A2744 in the [0.5-1.2] keV band centered on the radio relic. The image was corrected for vignetting and the model particle background was subtracted. The resulting image was then adaptively smoothed using the XMMSAS task *asmooth*. For comparison, we also show GMRT radio contours at 330 MHz (Mulcahy et al. in prep.).

A sharp drop in X-ray surface brightness can be observed beyond the eastern edge of the relic.

To confirm this statement, we used *Proffit* v.1.3 (Eckert et al. 2011) to measure the brightness profile across the relic in the sector displayed in green in Fig. 1. The resulting surface-brightness profile is shown in the right-hand panel of Fig. 1. A flat profile is observed inside the relic, followed by a sharp decline in the measured surface brightness. This behaviour is characteristic of a density discontinuity. Thus, we fitted the surface-brightness profile with a broken power-law model projected along the line of sight and convolved with the PSF of *XMM-Newton*. The best-fit model is displayed in the right-hand panel of Fig. 1, confirming the presence of a brightness jump coincident with the eastern edge of the radio relic. The model provides an accurate description of the data ($\chi^2 = 4.7$ for 10 d.o.f.) and yields a significant improvement compared to a single power-law fit ($\chi^2 = 26.9$ for 13 d.o.f.), which according to the F-test corresponds to a null-hypothesis probability of 4×10^{-4} (3.6σ level). The best-fit model returns density slopes $\alpha_{\text{in}} = 0.1 \pm 0.3$ and $\alpha_{\text{out}} = 1.7 \pm 0.7$ inside and outside the relic, respectively. The density jump at the front is $n_{\text{in}}/n_{\text{out}} = 1.9^{+0.6}_{-0.4}$. This analysis demonstrates that a density discontinuity is present, coincident with the eastern edge of the radio relic.

3.2 Spectral properties

We extracted spectra in the relic region from both *XMM-Newton* and *Suzaku* data to investigate the thermodynamic properties of the plasma inside the density discontinuity. The corresponding region is shown in the left-hand panel of Fig. 1. In both cases, we used offset regions to estimate the background parameters. To model the background spectrum, we followed the approach presented in Eckert et al. (2014). The background spectrum was fit with a 4-component model including a phenomenological model for the particle background, a power law for the cosmic X-ray background and two APEC thin-plasma models for the Galactic halo and the local hot bubble. Spectral fitting was performed using XSPEC v12.9 and the C-statistic estimator. The background spectrum was extracted from four different offset regions in the field and no variation in the background parameters was found across the field of view (see Eckert et al. 2015, for a detailed description of the background model in the region of A2744). To model the spectrum of the relic region, the normalization of the sky background parameters was renormalized by the ratio of the area of the source region to that of the background region. Conversely, the normalization of the particle background model was left free while fitting. The source itself was modeled with a single-temperature APEC model absorbed by the Galactic N_H ($1.5 \times 10^{20} \text{ cm}^{-2}$, Kalberla et al. 2005). The metal abundance was fixed to the canonical value of $0.25Z_{\odot}$ (Lecardi & Molendi 2008). A similar approach was adopted for the *Suzaku* spectra (see De Grandi et al. 2016).

In Fig. 2 we show the spectra of the relic region extracted with *XMM-Newton* and *Suzaku*, together with their best-fitting model. From the *Suzaku* data we measured $kT = 12.3^{+4.5}_{-3.5}$ keV. This value is consistent with the temperature reported by Ibaraki et al. (2014). The fit to the *XMM-Newton* data diverges to very high temperatures well outside the fitting range. The *XMM-Newton* data allow us

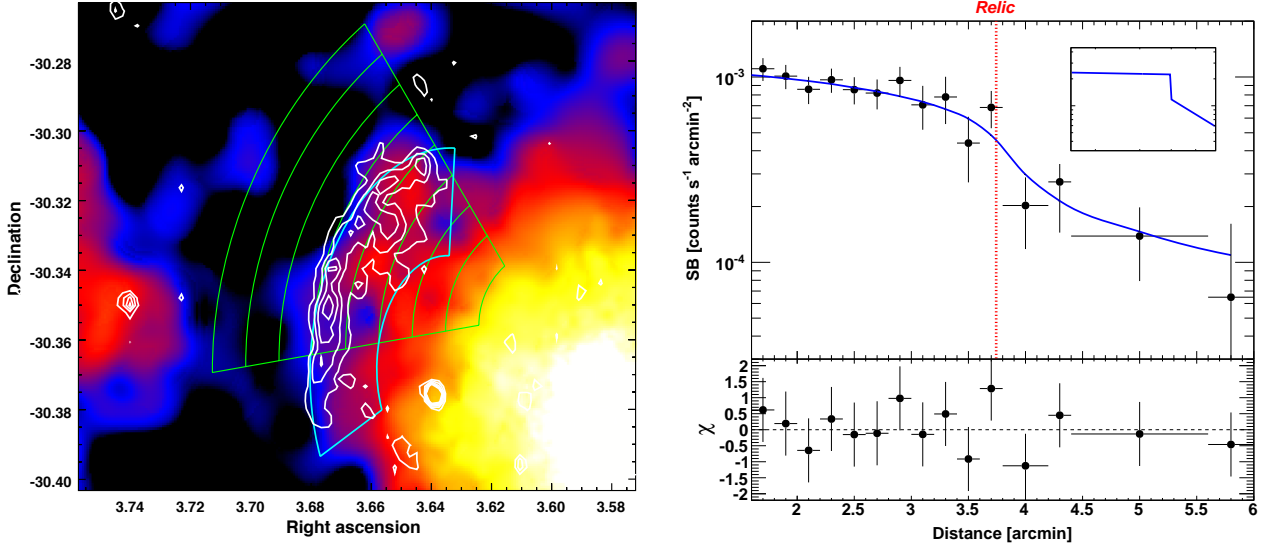


Figure 1. *Left:* Adaptively-smoothed *XMM-Newton*/EPIC image of A2744 in the [0.5-1.2] keV band around the radio relic. The white contours show the radio emission at 330 MHz observed by GMRT. The green sector is the region used to extract the surface-brightness profile. *Right:* EPIC surface-brightness profile across the radio relic in the [0.5-1.2] keV band, fit with a broken power law model projected along the line of sight and convolved with the PSF of *XMM-Newton*. The corresponding 3D gas density model is shown in the inset in the top-right corner. The bottom panel displays the residuals from the fit.

to set a lower limit of $kT > 12.1$ keV to the temperature in the relic region (90% confidence level). Therefore, the two instruments return consistent results and show that the temperature of the gas in the relic region is very high. For the remainder of the paper we adopt the *Suzaku* value because of its lower particle background.

We also extracted the *Suzaku* spectrum from the region just beyond the discontinuity (see Fig. 3). Unfortunately, a number of relatively bright point sources are present in this area, which cover a large fraction of the region because of the broad PSF of *Suzaku*. We fixed the position of these point sources to the position measured by *XMM-Newton* and excluded circular regions of 1.5 arcmin radius around the corresponding positions. Fitting the spectrum of the remaining region following the same procedure as explained above, we obtained a temperature $kT = 4.6^{+2.3}_{-1.3}$. Therefore, we conclude with high confidence that the density discontinuity shown in Fig. 1 is a shock front with a temperature jump $T_{\text{in}}/T_{\text{out}} = 2.7^{+1.4}_{-0.9}$.

An alternative explanation is that a fraction of the X-ray emission at the radio relic originates from inverse-Compton scattering of CMB photons with the relativistic electron population responsible for the radio relic. To test this possibility, we added an additional power-law component to model the *Suzaku*/XIS spectrum. We fixed the spectral index of the model to the value of 1.1 reported by Orrú et al. (2007) in the radio waveband and added the normalization of the power law as a free parameter. Adding this component yields a very modest improvement in C-statistic compared to the single APEC model ($\Delta C=0.8$) and the normalization of the power-law component is consistent with 0. We thus conclude that a strong non-thermal contribution to the X-ray emission is unlikely.

4 DISCUSSION

4.1 Mach number

As shown in Fig. 1, we detect a surface-brightness edge at the position of the radio relic, which can be modeled with a projected broken power law with a density jump $r = n_{\text{in}}/n_{\text{out}} = 1.9^{+0.6}_{-0.4}$. The density jump at the front can be related to the Mach number of the moving plasma through the Rankine-Hugoniot jump conditions (Markevitch & Vikhlinin 2007),

$$\mathcal{M}_{\text{shock}} = \left(\frac{2r}{\gamma + 1 - r(\gamma - 1)} \right)^{1/2}, \quad (1)$$

where $\gamma = 5/3$ is the polytropic index. Using the above formula, we obtain a Mach number $\mathcal{M}_{\text{shock}} = 1.7^{+0.5}_{-0.3}$ at the front. Radio observations of the radio relic indicate a spectral index of $\alpha = 1.1 \pm 0.1$ at the radio relic (Orrú et al. 2007), which from the standard DSA formula,

$$\mathcal{M}_{\text{radio}} = \left(\frac{p+2}{p-2} \right)^{1/2}, \quad \text{with } p = 2\alpha + 1, \quad (2)$$

translates into a Mach number $\mathcal{M}_{\text{radio}} = 2.1 \pm 0.1$, in agreement with the Mach number derived from the shock front, albeit slightly higher. Note however that this calculation assumes that all the electrons are freshly accelerated and neglects cooling losses. Indeed, Orrú et al. (2007) report a steepening of the radio spectral index from ~ 0.9 at the front to ~ 1.5 at the western edge. Thus, the actual spectral index at the front is likely flatter than the value $\alpha = 1.1$ reported by Orrú et al. (2007), corresponding to a higher Mach number. Higher-resolution radio observations are required to test the consistency between the Mach number inferred from the X-ray shock and that expected from DSA theory.

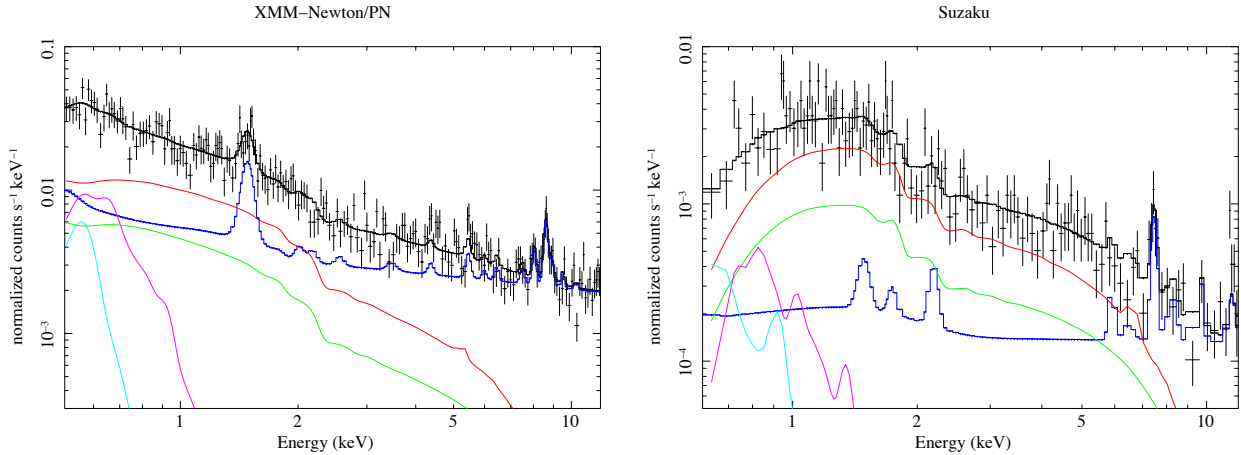


Figure 2. X-ray spectra of the relic region obtained with *XMM-Newton*/PN (left) and *Suzaku*/XIS (right). The solid curves show the source (red), the cosmic X-ray background (green), the particle background (blue), the Galactic halo (magenta), the local hot bubble (cyan), and the total model (black). For clarity only the *XMM-Newton*/PN spectrum and the combined front-illuminated spectrum (XIS0+XIS3) are shown, however the fits were performed simultaneously on all available chips.

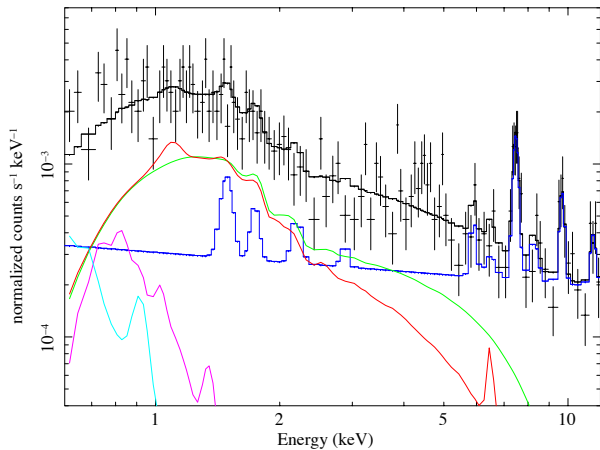


Figure 3. Same as Fig. 2 for the *Suzaku* spectrum of the pre-shock region.

The very high temperature measured in the relic region provides direct evidence of heating of the plasma induced by the passage of the shock wave. Although the relic is located at a rather large projected distance from the cluster core (~ 1.5 Mpc), the temperature of the relic region is higher than in the cluster core. Applying again the Rankine-Hugoniot jump conditions, one can predict the temperature jump at the front to lie in the range $1.4 - 2.1$, which is slightly lower (albeit consistent) with the measured temperature jump. Given the sound speed $c_s = (\gamma kT/\mu m_p)^{1/2}$ in the pre-shock plasma, we estimate the velocity of the shock wave to be in the range $2,000 - 2,800$ km/s.

4.2 Clues on electron acceleration efficiency

The combination of X-ray and radio observations of A2744 allows us to test the DSA model for the origin of the radio relic. We follow the same approach outlined in [Vazza & Brüggen \(2014\)](#), which makes it possible to constrain the acceleration efficiency of electrons at the shock to match the observed radio power. Given the relic parameters (i.e. the size and distance of the relic, the radio spectrum) and the gas density and temperature at the relic, we can estimate the kinetic energy flux across the shock and also how much energy should be dissipated into relativistic electrons to match the observed radio power.

We fix the post-shock gas temperature to 12 keV, while the pre-shock is derived from the shock jump conditions for the Mach numbers inferred by the X-ray ($\mathcal{M} \approx 1.7$) and the radio ($\mathcal{M} \approx 2.1$). The gas density at the relic location is the extrapolation of the β -model solution for A2744 at the relic position, and we add the density jump of the shock. For the magnetic field, we use the range of values derived by [Orrú et al. \(2007\)](#) under the hypothesis of equipartition between cosmic ray electrons and magnetic fields, $B \approx 0.6 - 1.1 \mu\text{G}$. Table 4.2 shows the list of values we investigated for this test. The last two columns show the electron acceleration efficiency, ξ_e , we derive from the data and the corresponding value predicted by DSA. In the last case, we used the proton acceleration efficiency derived by the DSA model by [Kang & Ryu \(2013\)](#), rescaled for an electron to proton injection ratio $K_{ep} = 0.01$, which is at the high end of what is assumed in DSA. The comparison clearly shows that the required electron acceleration efficiency for the weak shock in A2744 is from 10 to 10^3 times higher than predicted by DSA. Therefore, the single injection model is inconsistent with our data.

The problem in explaining the radio emission from such weak shocks has been already addressed in the literature ([Pinzke et al. 2013](#); [Kang et al. 2014](#); [Vazza & Brüggen 2014](#)), suggesting that a pool of mildly relativistic electrons must be already present in the volume, and that it can get

Table 1. Adopted values for our modelling of shock electron acceleration.

r [Mpc]	n_{pre} [$1/\text{cm}^{-3}$]	T_{pre} [keV]	M	B_{relic} [μG]	ξ_e (measured)	ξ_e (predicted)
1.55	$9.5 \cdot 10^{-5}$	7.0	1.7	1.1	$4.6 \cdot 10^{-5}$	$6.5 \cdot 10^{-8}$
1.55	$9.5 \cdot 10^{-5}$	7.0	1.7	0.6	$2.0 \cdot 10^{-4}$	$6.5 \cdot 10^{-8}$
1.55	$9.5 \cdot 10^{-5}$	5.4	2.1	1.1	$3.8 \cdot 10^{-5}$	$1.0 \cdot 10^{-7}$
1.55	$9.5 \cdot 10^{-5}$	5.4	2.1	0.6	$1.7 \cdot 10^{-4}$	$1.0 \cdot 10^{-7}$

reaccelerated by weak shocks. Given the variety of sources of relativistic electrons in the ICM (e.g. previous cluster shocks, supernovae, radio galaxies etc) this scenario is energetically viable. For example, the evidence of a physical connection between a peripheral radio relic and the lobes of a radio galaxy has been recently discussed by Bonafede et al. (2014). The robust measure of the shock Mach number and the fact that the relic is so peripheral makes other alternative scenarios (i.e. a much higher magnetic field or Mach number) very unlikely. However, the shock re-acceleration scenario also faces non-trivial problems, because unless the pre-existing electrons are the product of a leptonic-dominated acceleration mechanism ($K_{\text{ep}} \geq 0.1$), shocks would also re-accelerate protons and cause γ -ray emission in excess of *Fermi* limits (e.g. Vazza et al. 2015).

5 CONCLUSIONS

In this *Letter*, we have reported the discovery of a density jump by a factor of ~ 1.9 associated with the eastern edge of the radio relic of A2744. The temperature of the gas coincident with the radio relic is very high (~ 12 keV), which indicates a heating of the plasma by the passage of a shock front. Our data imply a Mach number of $1.7^{+0.5}_{-0.3}$ at the front. This value agrees with the temperature jump and with the Mach number of 2.1 expected from the spectral index of the radio relic (Orrú et al. 2007), although this estimate assumes that all electrons are freshly accelerated. The high temperature of the plasma in the post-shock region provides clear evidence for simultaneous heating and particle acceleration by merger-induced shock waves. The acceleration efficiency implied by DSA is insufficient to explain the observed radio power, which suggests that pre-existing mildly-relativistic electrons have been re-accelerated at the shock front. Finally, we note that the shock front reported here should be an excellent target for the new generation of high-resolution Sunyaev-Zeldovich cameras (e.g. NIKA2), which could allow us to detect the associated pressure jump directly.

ACKNOWLEDGEMENTS

Based on observations obtained with *XMM-Newton*, an ESA science mission with instruments and contributions directly funded by ESA Member States and NASA. GMRT is run by the National Centre for Radio Astrophysics of the Tata Institute of Fundamental Research. MJ was supported by the Science and Technology Facilities Council [grant number ST/L00075X/1 & ST/F001166/1]. FV acknowledges support from the grant VA 876/3-1 and FOR1254 from the Deutsche Forschungsgemeinschaft. MSO acknowledges the funding support of the Australian Research Council through

a Future Fellowship (FT140100255). JPK acknowledges support from the ERC advanced grant LIDA.

REFERENCES

- Akamatsu H., Kawahara H., 2013, *PASJ*, **65**
Bonafede A., et al., 2012, *MNRAS*, **426**, 40
Bonafede A., Intema H. T., Brüggen M., Girardi M., Nonino M., Kantharia N., van Weeren R. J., Röttgering H. J. A., 2014, *ApJ*, **785**, 1
De Grandi S., et al., 2016, preprint, ([arXiv:1602.07148](https://arxiv.org/abs/1602.07148))
Eckert D., Molendi S., Paltani S., 2011, *A&A*, **526**, A79+
Eckert D., et al., 2014, *A&A*, **570**, A119
Eckert D., et al., 2015, *Nature*, **528**, 105
Ensslin T. A., Biermann P. L., Klein U., Kohle S., 1998, *A&A*, **332**, 395
Finoguenov A., Sarazin C. L., Nakazawa K., Wik D. R., Clarke T. E., 2010, *ApJ*, **715**, 1143
Govoni F., Feretti L., Giovannini G., Böhringer H., Reiprich T. H., Murgia M., 2001, *A&A*, **376**, 803
Hoeft M., Brüggen M., Yepes G., Gottlöber S., Schwöpe A., 2008, *MNRAS*, **391**, 1511
Ibaraki Y., Ota N., Akamatsu H., Zhang Y.-Y., Finoguenov A., 2014, *A&A*, **562**, A11
Kalberla P. M. W., Burton W. B., Hartmann D., Arnal E. M., Bajaja E., Morras R., Pöppel W. G. L., 2005, *A&A*, **440**, 775
Kang H., Ryu D., 2013, *ApJ*, **764**, 95
Kang H., Petrosian V., Ryu D., Jones T. W., 2014, *ApJ*, **788**, 142
Leccardi A., Molendi S., 2008, *A&A*, **487**, 461
Markevitch M., Vikhlinin A., 2007, *Phys. Rep.*, **443**, 1
Markevitch M., Gonzalez A. H., David L., Vikhlinin A., Murray S., Forman W., Jones C., Tucker W., 2002, *ApJ*, **567**, L27
Markevitch M., Govoni F., Brunetti G., Jerius D., 2005, *ApJ*, **627**, 733
Medezinski E., Umetsu K., Okabe N., Nonino M., Molnar S., Massey R., Dupke R., Merten J., 2016, *ApJ*, **817**, 24
Miniati F., Ryu D., Kang H., Jones T. W., 2001, *ApJ*, **559**, 59
Ogrea G. A., Brüggen M., Röttgering H., Simionescu A., Croston J. H., van Weeren R., Hoeft M., 2013a, *MNRAS*, **429**, 2617
Ogrea G. A., Brüggen M., van Weeren R. J., Röttgering H., Croston J. H., Hoeft M., 2013b, *MNRAS*, **433**, 812
Orrú E., Murgia M., Feretti L., Govoni F., Brunetti G., Giovannini G., Girardi M., Setti G., 2007, *A&A*, **467**, 943
Owers M. S., Randall S. W., Nulsen P. E. J., Couch W. J., David L. P., Kempner J. C., 2011, *ApJ*, **728**, 27
Owers M. S., et al., 2014, *ApJ*, **780**, 163
Pinzke A., Oh S. P., Pfrommer C., 2013, *MNRAS*, **435**, 1061
Röttgering H. J. A., Wieringa M. H., Hunstead R. W., Ekers R. D., 1997, *MNRAS*, **290**, 577
Russell H. R., Sanders J. S., Fabian A. C., Baum S. A., Donahue M., Edge A. C., McNamara B. R., O’Dea C. P., 2010, *MNRAS*, **406**, 1721
Russell H. R., et al., 2011, *MNRAS*, **417**, L1
Ryu D., Kang H., Hallman E., Jones T. W., 2003, *ApJ*, **593**, 599
Snowden S. L., Mushotzky R. F., Kuntz K. D., Davis D. S., 2008, *A&A*, **478**, 615
Vazza F., Brüggen M., 2014, *MNRAS*, **437**, 2291
Vazza F., Eckert D., Brüggen M., Huber B., 2015, *MNRAS*, **451**, 2198
van Weeren R. J., Röttgering H. J. A., Brüggen M., Hoeft M., 2010, *Science*, **330**, 347
van Weeren R. J., et al., 2016, preprint, ([arXiv:1601.06029](https://arxiv.org/abs/1601.06029))

This paper has been typeset from a \LaTeX file prepared by the author.