

Tunneling and Josephson effects in odd-frequency superconductor junctions: A study on multi-channel Kondo chain

Shintaro Hoshino¹, Keiji Yada² and Yukio Tanaka²

¹*Department of Basic Science, The University of Tokyo, Meguro, Tokyo 153-8902, Japan*

²*Department of Applied Physics, Nagoya University, Nagoya, 464-8603, Japan*

(Dated: June 25, 2021)

Junction systems of odd-frequency (OF) superconductors are investigated based on a mean-field Hamiltonian formalism. One-dimensional two-channel Kondo lattice (TCKL) is taken as a concrete example of OF superconductors. Properties of normal and Andreev reflections are examined in a normal metal/superconductor junction. Unlike conventional superconductors, normal reflection is always present due to the normal self energy that necessarily appears in the present OF pairing state. The conductance reflects the difference between repulsive and attractive potentials located at the interface, which is in contrast with the preexisting superconducting junctions. Josephson junction is also constructed by connecting TCKL with the other types of superconductors. The results can be understood from symmetry of the induced Cooper pairs at the edge in the presence of spin/orbital symmetry breaking. It has also been demonstrated that the symmetry argument for Cooper pairs is useful in explaining Meissner response in bulk.

I. INTRODUCTION

Odd-frequency (OF) superconductivity [1–5], which is characterized by pair potential or pair amplitude with odd functions in time and frequency, has been recognized as a candidate of intriguing quantum states of matter. While its realization has been theoretically proposed in a variety of systems [6–10] there has been a long-standing problem: a thermodynamic instability arises if we apply a conventional approach to OF superconductivity which has succeeded in describing ordinary even-frequency (EF) superconductors [11, 12]. At the same time, the sign of electromagnetic response function is reversed from the usual diamagnetic one, indicating a paramagnetic Meissner response and negative superfluid density. Therefore, its realization in bulk of condensed matter has been questioned. On the other hand, without such difficulties the OF superconductivity can exist as a surface state. While the ordinary EF superconductivity is dominant in bulk, the OF pairing state is present as an induced state [13–16]. It has been reported that the paramagnetic Meissner response [17–20] is observed in this induced OF pairing state [21].

Recent theoretical studies show that the OF pairing can also be stabilized in a bulk, if we reconsider some conditions which are usually assumed in the theory of conventional superconductors. Namely, the sign arising from the OF pair potential $\Delta(-\omega) = -\Delta(\omega)$, which causes the thermodynamic instability, can be canceled by introducing an additional sign. One of the solutions is to re-examine the conjugate relations of the frequency-dependent pair potential [22–24]. Using a path-integral formalism, it has been shown in Refs. 23 and 24 that the problem can be resolved by using an unusual conjugate relation for pair potential, and consequently a description based on Hermitian mean-field Hamiltonian is impossible. Subdominant even-frequency pairings induced in inhomogeneous systems such as surface or defect have been classified for this kind of OF pairing based

on symmetry arguments [25]. With this situation, however, recently Josephson junctions have also been studied by Fominov *et al.* and peculiar properties are revealed [26]. Whereas a real current is obtained for the junction with EF superconductor, the current becomes imaginary if we make a junction with paramagnetic OF superconductivity realized at e.g. the edges of *p*- or *d*-wave superconductors. Furthermore, an electromagnetic response function shows that the superfluid weight becomes complex number when these diamagnetic and paramagnetic odd-frequency pairings coexist [26]. These unphysical behaviors at least indicate that the conventional approach fails in describing the coexistence of the above OF superconductor.

On the other hand, it has also been established that there is another type of stable OF superconductivity, which can be described in the mean-field theory with Hermitian Hamiltonian. Here, the additional minus sign to resolve the thermodynamic problem comes from a spatially oscillating phase of the pair amplitude [11], which is called staggered pairing [27, 28]. The existence of staggered OF pairing has been clearly demonstrated in the two-channel Kondo lattice (TCKL) [29, 30]. In this paper, for a deeper understanding of this type of OF superconductors, we take TCKL as a concrete example and explore novel properties of the junction systems to clarify the difference from already known superconductors.

Superconducting states are classified by internal structures of the Cooper pairs [31–33]: even (E) or odd (O) in time (frequency), triplet (T) or singlet (S) in spin space, even (E) or odd (O) in real space (momentum), and even (E) or odd (O) in orbital space. To be consistent with Fermi-Dirac statistics, the exchange symmetry of these indices must be odd in total. Hence, we can have eight classes of symmetry of Cooper pair labeled by ESEE, ESOO, ETOE, ETEO, OTEE, OTOO, OSOE, and OSEO. We additionally consider uniform and staggered spatial modulation patterns for pairing states. There is a similar state called pair density wave (PDW)

modulation	identifier	time	spin	space	orbital
uniform	ESEE	+	-	+	+
	ESOO	+	-	-	-
	ETOE	+	+	-	+
	ETEO	+	+	+	-
	OTEE	-	+	+	+
	OTOO	-	+	-	-
	OSOE	-	-	-	+
	OSEO	-	-	+	-
staggered	ESEE(+OSOE)	+(−)	-	+(−)	+
	ESOO(+OSEO)	+(−)	-	-(+)	-
	ETOE(+OTEE)	+(−)	+	-(+)	+
	ETEO(+OTOO)	+(−)	+	+(−)	-
	OSOE(+ESEE)	-(+)	-	-(+)	+
	OSEO(+ESOO)	-(+)	-	+(−)	-
	OTEE(+ETOE)	-(+)	+	+(−)	+
	OTOO(+ETEO)	-(+)	+	-(+)	-

TABLE I: Classification of uniform and staggered pairs. The sign represents even or odd character of the exchange symmetry. The symmetry in bracket is a secondarily induced pair from a purely OF or EF pair potential.

which also has a spatially oscillating pair amplitude [34–41]. If the modulation appears in a staggered manner, PDW is identified as the staggered pairing or η -pairing [42–46]. These pairing states are characterized by a finite center-of-mass momentum. Recently, the Amperean pairing, where the electrons with same momentum are paired, is theoretically proposed in the context of pseudo gap phase in cuprate [47, 48]. This state also carries a finite center-of-mass momentum. While these concepts have been developed without relation to OF pairing, here we demonstrate that these spatially modulated states are closely connected to it.

With spatial modulations of pair amplitudes, OF and EF components mix. Table I summarizes the pairing states. Even when OF and EF pair amplitudes coexist, we can clearly define the OF superconductivity in some situations, since the pair *potential* can have only OF component. Indeed this is the case realized in TCKL as will be discussed in this paper. It will also be demonstrated that the symmetry argument is quite useful to discuss Meissner response of OF superconductors and Josephson junctions.

In this paper we discuss the staggered OF superconductivity in TCKL based on a mean-field Hamiltonian. The model and bulk properties are discussed in Secs. II and III, which can be applied to systems in arbitrary dimensions. Junctions in one dimension are made using OF superconductors and normal metal to investigate characteristics of Andreev reflection (Sec. IV) and Josephson current (Sec. V). We summarize the obtained results in Sec. VI.

II. MODEL

We begin with the two-channel Kondo lattice [49, 50] whose Hamiltonian is given by

$$\mathcal{H}_{\text{TCKL}} = \sum_{ij\sigma m} (-t_{ij} - \mu\delta_{ij}) c_{i\sigma m}^\dagger c_{j\sigma m} + \frac{J}{2} \sum_{i\sigma mm'} \boldsymbol{\tau}_i \cdot c_{i\sigma m}^\dagger \boldsymbol{\sigma}_{mm'} c_{i\sigma m'} \quad (1)$$

where $c_{i\sigma m}$ ($c_{i\sigma m}^\dagger$) is an annihilation (creation) operator of electrons at site i with spin $\sigma = \uparrow, \downarrow$ and orbital $m = 1, 2$. We define the 2×2 Pauli matrix $\boldsymbol{\sigma}$ and the localized pseudospin operator $\boldsymbol{\tau}_i$ at site i . This model is known as an effective model for f -electron systems with non-Kramers configuration, and can be applicable to some Pr- and U-based compounds [50]. Since in f -electron systems the spin and orbital are coupled and the total angular momentum is a good quantum number, the index σ physically describes a Kramers index, which is connected by the time-reversal symmetry, and the orbital m a non-Kramers index. For simplicity we call σ “spin”, and m “orbital” in the following. The hopping integrals are given by $t_{ij} = t$ for the nearest neighbor sites and otherwise zero. In Secs. II and III we consider a general simple bipartite lattice such as a cubic lattice and do not restrict ourselves to a one-dimensional chain.

In the previous study [29], TCKL has been investigated by the dynamical mean-field theory, and the existence of the OF superconductivity has been numerically demonstrated. The corresponding effective mean-field theory has also been successfully constructed [30], which qualitatively describes the pairing state at low temperatures. In this framework, we first rewrite the localized pseudospin-operator $\boldsymbol{\tau}_i$ by introducing pseudofermion as $\boldsymbol{\tau}_i = \frac{1}{2} \sum_{mm'} f_{im}^\dagger \boldsymbol{\sigma}_{mm'} f_{im'}$ with the local operator constraint $\sum_m f_{im}^\dagger f_{im} = 1$ at every site. In the mean-field theory, this constraint is satisfied only in the mean value: $\sum_m \langle f_{im}^\dagger f_{im} \rangle = 1$. The interaction term is decoupled by the mean-field approximation. This procedure is dependent on the spin:

$$J \boldsymbol{\tau}_i \cdot c_{i\uparrow m}^\dagger \boldsymbol{\sigma}_{mm'} c_{i\uparrow m'} \longrightarrow V \delta_{mm'} f_{im}^\dagger c_{i\uparrow m'} + \text{H.c.} \quad (2)$$

$$J \boldsymbol{\tau}_i \cdot c_{i\downarrow m}^\dagger \boldsymbol{\sigma}_{mm'} c_{i\downarrow m'} \longrightarrow V e^{i\mathbf{Q} \cdot \mathbf{R}_i} \epsilon_{mm'} f_{im}^\dagger c_{i\downarrow m'} + \text{H.c.} \quad (3)$$

where we have defined the antisymmetric tensor $\epsilon = i\sigma^y$ and the staggered ordering vector $\mathbf{Q} = (\pi, \pi, \dots)$ with the lattice constant being unity. The vector \mathbf{R}_i represents the position of site i . The mean-field potential V is determined by the self-consistent equation

$$V = -\frac{3J}{4} \langle c_{i\uparrow m}^\dagger f_{im} \rangle = \frac{3J}{4} \langle c_{i\downarrow m} f_{im'} \rangle \epsilon_{mm'} e^{i\mathbf{Q} \cdot \mathbf{R}_i} \quad (4)$$

Here the middle part (diagonal quantity) and last part (off-diagonal quantity) can be different in general. However, the difference causes the channel symmetry breaking [30] and is energetically unfavorable away from half

filling [29]. Hence we take the same value as in Eq. (4), which corresponds to the U(1) symmetry breaking without any other spontaneous symmetry breaking. This point can also be justified because the dynamical mean-field theory, which takes full account of local correlation effects, shows the qualitatively same results at low energies and low temperatures. For simplicity, in the following of this paper we neglect the self-consistency of the equation, and we take the mean-field V as an input parameter.

At half filling, this pair is likely to be formed since both the wave vectors \mathbf{k} and $-\mathbf{k} - \mathbf{Q}$ can be placed on the Fermi surface. In fact, this pairing state can exist away from half filling, even though the direct pair between \mathbf{k} and $-\mathbf{k} - \mathbf{Q}$ cannot be formed on the Fermi surface of conduction electrons. This is because the condensation energy is gained not by the pair between conduction electrons, but by the pair between conduction electron and pseudofermion as shown in Eq. (5). The energy gain is an increasing function of a size of Fermi surface, and hence the transition temperature becomes maximum at half filling [29].

From the expression of Eq. (4) one might think that the present pairing is an even-frequency pairing, since there is no time dependence in the pairing amplitude. However, the pseudofermions are nothing but *virtual* degrees of freedom, and must be traced out to evaluate physical quantities. This is because the fermionic operator f_{im} is introduced to describe the localized pseudospin and such fermion does not exist in the original Hamiltonian. Accordingly experimentally measurable physical quantities should not directly include these pseudofermions. The relevant order parameter is then given by a time-dependent pairing amplitude composed only of conduction electrons as seen below.

The mean-field Hamiltonian is explicitly written down as [30]

$$\begin{aligned} \mathcal{H}_{\text{TCKL}}^{\text{MF}} = & \sum_{ij\sigma m} (-t_{ij} - \mu\delta_{ij}) c_{i\sigma m}^\dagger c_{j\sigma m} \\ & + V \sum_{imm'} (\delta_{mm'} f_{im}^\dagger c_{i\uparrow m'} + \epsilon_{mm'} e^{i\mathbf{Q}\cdot\mathbf{R}_i} f_{im}^\dagger c_{i\downarrow m'} + \text{H.c.}) \end{aligned} \quad (5)$$

Here the phase of the pair amplitude is fixed. We can also consider self energies from Green functions [30]. After tracing out the pseudofermion degrees of freedom, the normal and anomalous self energies (pair potential) for conduction electrons are given by

$$\Sigma_i(z) = \frac{V^2}{z} \quad (6)$$

$$\Delta_i(z) = \frac{V^2 e^{i\mathbf{Q}\cdot\mathbf{R}_i}}{z} = \frac{V^2 \cos(\mathbf{Q}\cdot\mathbf{R}_i)}{z} \quad (7)$$

respectively, where $z = \varepsilon + i\eta$ for real frequencies (η is positive infinitesimal) and $z = i\varepsilon_n = (2n+1)\pi iT$ for Matsubara frequencies. This expression explicitly demon-

strates the realization of staggered OF superconductivity: the pair potential has only odd-frequency component. As seen in Eq. (7) the staggered pairing is regarded as both ‘‘Fulde-Ferrell (FF)’’ and ‘‘Larkin-Ovchinnikov (LO)’’ states [51, 52]. While the spatial modulation is slowly varying in FFLO pairing, the spatial oscillation in TCKL is much faster than that in FFLO state.

We show that the staggered property of pair amplitude can be removed by the local gauge transformation only for $\sigma = \downarrow$ defined by $c_{i\downarrow m} \rightarrow c_{i\downarrow m} e^{i\mathbf{Q}\cdot\mathbf{R}_i}$. With this the Hamiltonian is transformed as

$$\begin{aligned} \mathcal{H}_{\text{TCKL}}^{\text{MF}} \rightarrow \tilde{\mathcal{H}}_{\text{TCKL}}^{\text{MF}} = & \sum_{ij\sigma m} (-t_{ij}\sigma_{\sigma\sigma}^z - \mu\delta_{ij}) c_{i\sigma m}^\dagger c_{j\sigma m} \\ & + V \sum_{imm'} (\delta_{mm'} f_{im}^\dagger c_{i\uparrow m'} + \epsilon_{mm'} f_{im}^\dagger c_{i\downarrow m'} + \text{H.c.}). \end{aligned} \quad (8)$$

Thus the staggered nature is completely washed away for infinite system. At the same time the sign of the hopping of an electron with \downarrow -spin is reversed. While we have emphasized that the staggered nature is important for the thermodynamically stable OF superconductivity, the present argument shows that it is not the only way. Namely the effect from the staggered phase can be replaced by the sign difference between hoppings of electrons with the two spins. With this Hamiltonian, the normal and anomalous self-energies are given respectively by

$$\Sigma_i(z) = \Delta_i(z) = \frac{V^2}{z} \quad (9)$$

Note that we now obtain the uniform OF state, with spin-symmetry breaking.

III. COOPER PAIRS FORMED IN TCKL

Before we study junction systems, let us discuss the symmetry of Cooper pairs formed in bulk of TCKL. The time-dependent pairing amplitude defined by $F_{\mathbf{k}\mathbf{k}'\sigma\sigma'mm'}(\tau) = -\langle T_\tau c_{\mathbf{k}\sigma m}(\tau) c_{\mathbf{k}'\sigma'm'} \rangle$ has the following structure [30]:

$$F_{\mathbf{k}\mathbf{k}'\sigma\sigma'mm'}(\tau) = \epsilon_{\sigma\sigma'} \epsilon_{mm'} \delta_{-\mathbf{k}-\mathbf{Q},\mathbf{k}'} \mathcal{F}_{\mathbf{k}}(\tau), \quad (10)$$

where T_τ is an imaginary-time ordering operator and $O(\tau) = e^{\tau\mathcal{H}} O e^{-\tau\mathcal{H}}$. Eq. (10) means the staggered spin-singlet orbital-singlet pair. From the Fermi-Dirac statistics we have the relation $F_{\mathbf{k}\mathbf{k}'\sigma\sigma'mm'}(\tau) = -F_{\mathbf{k}'\mathbf{k}\sigma'\sigma mm'}(-\tau)$, which leads to

$$\mathcal{F}_{-\mathbf{k}-\mathbf{Q}}(\tau) = -\mathcal{F}_{\mathbf{k}}(-\tau). \quad (11)$$

An explicit form of $\mathcal{F}_{\mathbf{k}}(\tau)$ can be found in Ref. 30, but it is not necessary in this paper.

With spatial modulations, EF and OF components should be mixed due to a broken translational invariance. To see this explicitly in TCKL, we define

$$F_{\mathbf{k}\mathbf{k}'\sigma\sigma'mm'}^\pm(\tau) = F_{\mathbf{k}\mathbf{k}'\sigma\sigma'mm'}(\tau) \pm F_{\mathbf{k}\mathbf{k}'\sigma\sigma'mm'}(-\tau), \quad (12)$$

broken symmetry	lifted components	induced pairs
spin	($\uparrow 1, \uparrow 2$), ($\downarrow 1, \downarrow 2$)	ETEO+OTOO
orbital	($\uparrow 1, \downarrow 1$), ($\uparrow 2, \downarrow 2$)	ESEE+OSOE
spin-orbital	($\uparrow 1, \downarrow 2$), ($\uparrow 2, \downarrow 1$)	OTEE+ETOE

TABLE II: Induced pairs in addition to the original OSEO+ESOO pairs when symmetry breaking fields are present in TCKL. The components in the different brackets are not identical in the presence of the symmetry breaking fields.

where F^+ and F^- correspond to the EF and OF pair amplitudes, respectively. We can show that the exchange of the two wave vectors results in

$$F_{\mathbf{k}'\mathbf{k}\sigma\sigma'mm'}^\pm(\tau) = \mp F_{\mathbf{k}\mathbf{k}'\sigma\sigma'mm'}^\pm(\tau) \quad (13)$$

As seen from Eq. (13), the exchange symmetry of real space is odd for EF pair and even for OF pair. For both spin and orbital indices, the exchange symmetries are odd. Thus the existing pairs in bulk of TCKL are OSEO and ESOO (see also Tab. I). We note that the primary component is OSEO which arises from purely odd-frequency pair potential in Eq. (7), and ESOO is a secondarily induced pair.

We comment also on induced pairs in addition to the original pairs OSEO+ESOO when symmetry breaking fields are present. If we apply the Zeeman field, it mixes up the spin-singlet and spin-triplet. The induced pairs are then ETEO+OTOO. In a similar manner, when we apply the external orbital field, which corresponds to a uniaxial pressure, the orbital-odd and even parts are mixed, which causes ESEE and OSOE pairs. In addition we can also consider another symmetry-breaking field. This is called spin-orbital field, and breaks both spin and orbital symmetries but their product remain unbroken. In this case the induced pairs are OTEE+ETOE. These properties are summarized in Tab. II, and are important to understanding the Josephson junction as will be discussed in Sec. V.

For transformed Hamiltonian given in Eq. (8), the OF pair has a uniform character. In terms of the classification in Tab. I, the transformed state belongs to uniform OSEO. Since the spin symmetry is broken in this picture, the uniform pair with ETEO is mixed at the same time. Thus the secondarily induced pairs are transformed from ESOO to ETEO by the local gauge transformation.

In the following we explain how the OF pairs in TCKL give the ordinary diamagnetic Meissner effect, although the odd-frequency superconductors have long been considered to give a paramagnetic Meissner kernel. While the numerical calculation [30] shows the diamagnetic response, here we discuss it by focusing on the structure of the Meissner kernel and do not enter the details. Following the derivation in Ref. 30, only the anomalous part contributes to the Meissner kernel K^{xx} which can be

written in the form

$$K^{xx} = -2e^2T \sum_{n\mathbf{k}\mathbf{k}'\sigma\sigma'mm'} v_{\mathbf{k}}^x v_{\mathbf{k}'}^x \times F_{\mathbf{k}\mathbf{k}'\sigma\sigma'mm'}^\dagger(-i\varepsilon_n) F_{\mathbf{k}\mathbf{k}'\sigma\sigma'mm'}(i\varepsilon_n), \quad (14)$$

where e is an electric charge, and we define the velocity $v_{\mathbf{k}}^x = \partial\varepsilon_{\mathbf{k}}/\partial k_x$ along the x -direction. We have also introduced the ‘dagged’ anomalous Green function by $F_{\mathbf{k}\mathbf{k}'\sigma\sigma'mm'}^\dagger(\tau) = -\langle T_\tau c_{\mathbf{k}\sigma m}^\dagger(\tau) c_{\mathbf{k}'\sigma' m'} \rangle$. From Hermiticity of the Hamiltonian, we have the relation

$$F_{\mathbf{k}\mathbf{k}'\sigma\sigma'mm'}^\dagger(-i\varepsilon_n) = F_{\mathbf{k}'\mathbf{k}\sigma'\sigma mm}^*(i\varepsilon_n) \quad (15)$$

This relation can be explicitly shown by using the spectral representation. We assume the inversion symmetry in the original lattice: $\varepsilon_{-\mathbf{k}} = \varepsilon_{\mathbf{k}}$.

Let us consider the conventional spin-singlet s -wave (EF) superconductor as a reference. The anomalous Green’s function has the structure in the form

$$F_{\mathbf{k}\mathbf{k}'\sigma\sigma'}^{\text{BCS}}(i\varepsilon_n) = \delta_{-\mathbf{k},\mathbf{k}'} \epsilon_{\sigma\sigma'} \mathcal{F}_{\mathbf{k}}^{\text{BCS}}(i\varepsilon_n). \quad (16)$$

Here we do not have to know the detailed functional form of $\mathcal{F}_{\mathbf{k}}^{\text{BCS}}$. The orbital degree of freedom is not included here. The Meissner kernel is then given by

$$K^{xx} = -2e^2T \sum_{n\mathbf{k}\sigma} v_{\mathbf{k}}^x v_{-\mathbf{k}}^x (\epsilon^2)_{\sigma\sigma} |\mathcal{F}_{\mathbf{k}}^{\text{BCS}}(i\varepsilon_n)|^2 \quad (17)$$

For the velocity we have the relation $v_{-\mathbf{k}}^x = -v_{\mathbf{k}}^x$, which gives the minus sign. In addition, another sign comes from the spin factor $(\epsilon^2)_{\sigma\sigma} = -1$, and hence in total the electromagnetic response is diamagnetic: $K^{xx} < 0$. On the other hand, if we had s -wave spin-triplet OF superconductivity, there would be no sign from spin-factor. Hence in this case the sign of the Meissner kernel is reversed to give a paramagnetic response (or sometimes called negative Meissner effect). For p -wave superconductors, the minus sign comes from spatial part, i.e. $\mathcal{F}_{-\mathbf{k}}^{\text{BCS}} = -\mathcal{F}_{\mathbf{k}}^{\text{BCS}}$, instead of spin part.

Now we consider the kernel in TCKL. Substituting Eq. (10) into Eq. (14), we obtain

$$K^{xx} = -2e^2T \sum_{n\mathbf{k}\sigma m} v_{\mathbf{k}}^x v_{-\mathbf{k}-\mathbf{Q}}^x (\epsilon^2)_{\sigma\sigma} (\epsilon^2)_{mm} \times \mathcal{F}_{-\mathbf{k}-\mathbf{Q}}^*(i\varepsilon_n) \mathcal{F}_{\mathbf{k}}(i\varepsilon_n) \quad (18)$$

Although the factors from spin and orbital parts give the minus sign as $(\epsilon^2)_{\sigma\sigma} = (\epsilon^2)_{mm} = -1$, the sign operates twice and does not affect the total Meissner kernel. For the velocity, we have $v_{-\mathbf{k}-\mathbf{Q}}^x = v_{\mathbf{k}}^x$ originating from $\varepsilon_{\mathbf{k}+\mathbf{Q}} + \varepsilon_{\mathbf{k}} = 0$, which gives no minus sign in contrast to the above s -wave spin-singlet superconductor. We further transform the expression in terms of EF and OF pair amplitudes $\mathcal{F}_{\mathbf{k}}^\pm(i\varepsilon_n)$ originating from Eqs. (10) and (12). Using the relation in Eq. (11), the final expression is written as

$$K^{xx} = 2e^2T \sum_{n\mathbf{k}} (v_{\mathbf{k}}^x)^2 [|\mathcal{F}_{\mathbf{k}}^+(i\varepsilon_n)|^2 - |\mathcal{F}_{\mathbf{k}}^-(i\varepsilon_n)|^2]. \quad (19)$$

Namely the OF pair (OSEO) gives a diamagnetic contribution and the EF pair (ESOO) shows a paramagnetic response, which is contrary to the standard wisdom. Although it is not trivial to determine which parts give the dominant contribution, the numerical calculation shows that the OF part is more dominant to give the total diamagnetic response [30]. This fact implies the importance of the OF pair in TCKL.

The characteristic diamagnetic response by OF pairs in TCKL is closely related to $v_{-\mathbf{k}-\mathbf{Q}}^x = v_{\mathbf{k}}^x$ with finite center-of-mass momentum \mathbf{Q} . Otherwise we would have another minus sign from $v_{-\mathbf{k}}^x = -v_{\mathbf{k}}^x$ and then the OF pair gives paramagnetic contribution. This point has also been numerically demonstrated in Ref. 30.

At the end of this section, let us also consider the Meissner kernel in the modified TCKL given by Eq. (8). In this case the uniform pair amplitudes have the form

$$F_{\mathbf{k}\mathbf{k}'\sigma\sigma'mm'}(\tau) = \frac{1}{2}\epsilon_{mm'}\delta_{-\mathbf{k},\mathbf{k}'}[\epsilon_{\sigma\sigma'}\mathcal{F}_{\mathbf{k}}^-(i\varepsilon_n) + \sigma_{\sigma\sigma'}^x\mathcal{F}_{\mathbf{k}}^+(i\varepsilon_n)]. \quad (20)$$

The first and second terms in the right-hand side respectively correspond to OSEO and ETEO pairs. The Meissner kernel has the form

$$K^{xx} = -2e^2T \sum_{n\mathbf{k}\mathbf{k}'\sigma\sigma'mm'} v_{\mathbf{k}\sigma}^x v_{\mathbf{k}'\sigma'}^x \times F_{\mathbf{k}'\mathbf{k}\sigma'\sigma m'm}^*(i\varepsilon_n) F_{\mathbf{k}\mathbf{k}'\sigma\sigma' mm'}(i\varepsilon_n), \quad (21)$$

instead of Eq. (14). The important point here is that the velocity is dependent on spin: $\mathbf{v}_{\mathbf{k}\uparrow} = \mathbf{v}_{\mathbf{k}}$ and $\mathbf{v}_{\mathbf{k}\downarrow} = -\mathbf{v}_{\mathbf{k}}$. Substituting Eq. (20) into the kernel (21), we obtain the essentially same result as Eq. (19) which shows diamagnetic response. While we have no staggered phase here, the additional minus sign comes from the spin-dependent velocity. Thus we have explicitly demonstrated that the staggered nature is not the only way to stabilize OF superconductivity.

IV. N/S JUNCTION

In this section we consider a tunneling conductance in normal metal (N)/superconductor (S) junction, where S is a superconducting TCKL in one dimension. Tunneling conductance can be calculated based on the Blonder-Thinkham-Klapwijk theory [53], and a similar method is developed also in the tight-binding system [54, 55]. We choose the bulk wave functions of TCKL satisfying a proper boundary condition and calculate both the Andreev and normal reflections in this N/S junction. For simplicity we take the half-filled case ($\mu = 0$) in the following, and qualitatively same results can be obtained for $\mu \neq 0$.

The mean-field Hamiltonian introduced in the previous section can be decomposed into two sets of subsystems: $(c_{k1\uparrow}, c_{-k-Q,2\downarrow}^\dagger, f_{k\uparrow})$ and $(c_{k1\downarrow}, c_{-k-Q,2\uparrow}^\dagger, f_{k\downarrow})$ with $Q =$

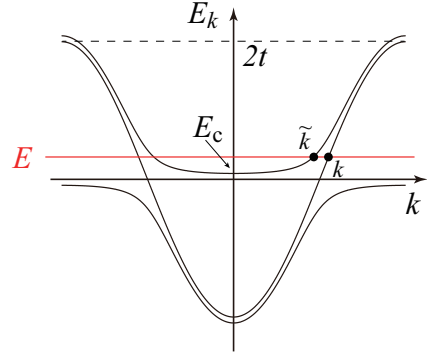


FIG. 1: (Color online) Schematic illustrations for energy dispersion relations in one-dimensional TCKL.

π . We focus on the former set, where the eigenenergies E_{kp} are given by

$$E_{k\pm} = \frac{\varepsilon_k \pm \sqrt{\varepsilon_k^2 + 8V^2}}{2}, \quad E_{k0} = \varepsilon_k \quad (22)$$

and the corresponding eigenoperators by $\alpha_{kp} = u_{kp}c_{k1\uparrow} + v_{kp}c_{-k-Q,2\downarrow}^\dagger + w_{kp}f_{k\uparrow}$ ($p = \pm, 0$) where

$$u_{k\pm} = -v_{k\pm} = \frac{V}{\sqrt{E_{k\mp}^2 + 2V^2}}, \quad w_{k\pm} = \frac{-E_{k\mp}}{\sqrt{E_{k\mp}^2 + 2V^2}} \quad (23)$$

$$u_{k0} = v_{k0} = 1/\sqrt{2}, \quad w_{k0} = 0 \quad (24)$$

with $\varepsilon_k = -2t \cos k$ and $|u_{kp}|^2 + |v_{kp}|^2 + |w_{kp}|^2 = 1$. The dispersion relation is illustrated in Fig. 1. When we take another subsystems, the behaviors discussed in this section remain unchanged. We note that the gapless part α_{k0} contributes to the diamagnetic Meissner kernel [30]. This is possible because the Fermi surface is composed of both electron and hole to form a Bogoliubov particle, as is distinct from an ordinary metal.

Now we consider the N/S junction. The normal metal with $V = 0$ and staggered OF pairing state with $V \neq 0$ in Eq. (5) are placed at the left- ($i \leq -1$) and right-hand ($i \geq 1$) sides, respectively. When the $(\uparrow, 1)$ conduction electron with the energy $E > 0$ is injected from the left, the wave function in N is written in the vector form as

$$\psi_N(i) = \begin{pmatrix} 1 \\ 0 \end{pmatrix} e^{iqi} + a \begin{pmatrix} 0 \\ 1 \end{pmatrix} e^{-iqi} + b \begin{pmatrix} 1 \\ 0 \end{pmatrix} e^{-iqi}. \quad (25)$$

The results for $E < 0$ are obtained from the ones for $E > 0$ by using the particle-hole symmetry. The coefficients a and b correspond to Andreev and normal reflection weights, respectively. The wave vector q is determined by the condition $E = \varepsilon_q$. Here we have only the two components because the localized pseudofermions are decoupled in N. A part of injected electron transmits

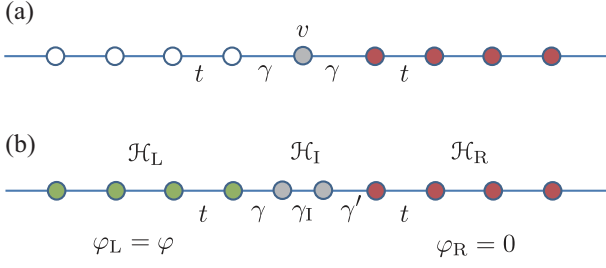


FIG. 2: (Color online) Schematic illustrations for one-dimensional (a) N/S and (b) Josephson junction systems. The on-site potential v is considered at the edge of the normal metal in (a). In (b) the Josephson current is calculated at the two sites located at the center of the chain.

into S, whose wave function is written as

$$\psi_S(i) = c \begin{pmatrix} u_{k0} \\ v_{k0} \\ w_{k0} \end{pmatrix} e^{ik_i} + d \begin{pmatrix} u_{\tilde{k}+} \\ v_{\tilde{k}+} \\ w_{\tilde{k}+} \end{pmatrix} e^{i\tilde{k}i} \quad (26)$$

The wave vectors satisfy the relations $E_{k0} = E$ and $E_{\tilde{k}+} = E$. Here only the wave functions with positive group velocity appear. We note that \tilde{k} becomes imaginary for $E < -t + \sqrt{t^2 + 2V^2} \equiv E_c$, where it exists as a quickly damping evanescent wave.

The N part at left and the S part at right are connected at the origin by the following tunnel Hamiltonian:

$$\begin{aligned} \mathcal{H}_I = & -\gamma \sum_{i=-1,0} \sum_{\sigma m} (c_{i\sigma m}^\dagger c_{i+1,\sigma m} + \text{H.c.}) \\ & + v \sum_{\sigma m} c_{i=0,\sigma m}^\dagger c_{i=0,\sigma m}. \end{aligned} \quad (27)$$

Here we consider the barrier potential v at the edge of the normal metal. The present setup of the system is schematically illustrated in Fig. 2(a).

We assume the sites for $i \leq -1$ and for $i \geq 1$ are described by the wave functions $\psi_N(i)$ and $\psi_S(i)$, respectively. At the sites $i = -1$, $i = 0$ and $i = 1$ we have the relations

$$E\psi_N(-1) = \hat{\gamma}\psi(0) + \hat{t}\psi_N(-2) + \hat{\mathcal{H}}_{\text{loc},V=0}\psi_N(-1) \quad (28)$$

$$E\psi(0) = \hat{\gamma}\psi_N(-1) + \hat{\gamma}\psi_S(1) + \hat{v}\psi(0) \quad (29)$$

$$E\psi_S(1) = \hat{\gamma}\psi(0) + \hat{t}\psi_S(2) + \hat{\mathcal{H}}_{\text{loc},V}\psi_S(1) \quad (30)$$

The diagonal matrices are made from Eqs. (5) and (27) as $\hat{t} = \text{diag}(-t, t)$, $\hat{\gamma} = \text{diag}(-\gamma, \gamma)$ and $\hat{v} = \text{diag}(v, -v)$. These matrices are 2×2 matrices, and they operate for the upper two components of ψ_S , since pseudofermions have no inter-site hopping. We also define the matrix $\hat{\mathcal{H}}_{\text{loc},V}$ which originates from the local part of Eq. (5). The function $\psi(0)$ cannot be described in general by either ψ_N or ψ_S due to the presence of the potential v . To determine the coefficients we need to have another

relations. This situation is similar to a usual quantum mechanics which requires smooth wave functions at the boundary. We consider the extrapolated wave functions $\psi_N(1)$ and $\psi_S(0)$ which satisfy the relations [54]

$$E\psi_N(-1) = \hat{t}\psi_N(0) + \hat{t}\psi_N(-2) + \hat{\mathcal{H}}_{\text{loc},V=0}\psi_N(-1) \quad (31)$$

$$E\psi_S(1) = \hat{t}\psi_S(0) + \hat{t}\psi_S(2) + \hat{\mathcal{H}}_{\text{loc},V}\psi_S(1) \quad (32)$$

By solving these equations we can explicitly derive the coefficients a , b , c , d and the wave function $\psi(0)$ at the interface.

The normal reflectance A , Andreev reflectance B , and transmittances C, D of quasiparticles are defined by

$$A = \left| \frac{\partial \varepsilon_{-q}}{\partial(-q)} \right| |a|^2 \left/ \left| \frac{\partial \varepsilon_q}{\partial q} \right| \right. \quad (33)$$

$$B = \left| \frac{\partial \varepsilon_{-q}}{\partial(-q)} \right| |b|^2 \left/ \left| \frac{\partial \varepsilon_q}{\partial q} \right| \right. \quad (34)$$

$$C = \left| \frac{\partial E_{k0}}{\partial k} \right| |c|^2 \left/ \left| \frac{\partial \varepsilon_q}{\partial q} \right| \right. \quad (35)$$

$$D = \left| \frac{\partial E_{\tilde{k}+}}{\partial \tilde{k}} \right| |d|^2 \left/ \left| \frac{\partial \varepsilon_q}{\partial q} \right| \right. \quad (36)$$

which satisfy the sum rule of probability flow:

$$A + B + C = 1 \quad \text{for } E < E_c \quad (37)$$

$$A + B + C + D = 1 \quad \text{for } E > E_c \quad (38)$$

Note that the evanescent wave does not contribute to this sum rule. From these quantities we define the conductance by

$$\sigma(E) = 4 \times \frac{e^2}{h} (1 + A - B), \quad (39)$$

where the factor 4 originates from spin and orbital degrees of freedom and h is the Planck constant. The condition $A > B$ means the existence of an excess current due to Andreev reflection, or Cooper pair tunneling into the S part. We note that in actual systems the energy is given by $E = eV_0$ with electric charge e and bias voltage V_0 .

We first discuss the N/S junction for the $v = 0$ case. Figure 3 shows the reflectances and transmittances defined by Eqs. (33–36). We take the hybridization strength $\Gamma_0 \equiv V^2/t = 10^{-4}t$, and the gap is then $E_c \simeq \Gamma_0$. In the high transmissivity limit with $\gamma = t$ for $E < E_c$ shown in Fig. 3(a), a half of the injected electron transmits into the TCKL superconducting state ($C = 1/2$). The other half is reflected into the normal metal both as electron ($B = 1/4$) and hole ($A = 1/4$). This behavior is in contrast to the ordinary s -wave superconductor, where the perfect Andreev reflection ($A = 1$) can be observed. For small γ case, the energy dependence is modified while the behavior at low energy remains nearly unchanged.

The presence of normal reflection in TCKL is related to the form of the mean-field Hamiltonian given by Eq. (5).

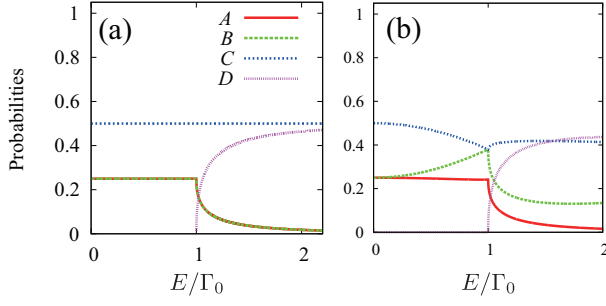


FIG. 3: (Color online) Reflectances (A, B) and transmittances (C, D) as a function of energy. The transfer integrals at the junction are chosen as (a) $\gamma = t$ and (b) $\gamma = 0.02t$. The barrier potential is not included in this figure.

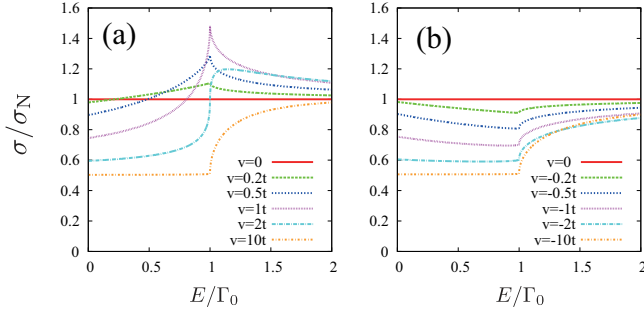


FIG. 4: (Color online) Conductances for the systems with (a) repulsive ($v > 0$) and (b) attractive ($v < 0$) barrier potentials. We take $\gamma = t$.

Namely, the gapped structure in spectrum has the characters of both hybridization (normal) gap and superconducting (anomalous) gap. Consequently both the normal and anomalous self energies are present as in Eqs. (6) and (7), which cause normal and Andreev reflections simultaneously. Another characteristic behavior different from ordinary superconductors is that the transmittance into the superconducting TCKL is finite even at zero energy. This is due to the presence of the Fermi surface as shown in Fig. 1. Hence bound states e.g. in S/N/S junction or at vortex core are unlikely formed even in the clean limit at low temperatures.

Now we consider the situation with finite barrier potential at the edge of the normal metal. The conductances are shown in Fig. 4 for $\gamma = t$, where we normalize them by the normal conductivity $\sigma_N = 16(e^2/h)t^2\gamma^2/(t^2 + \gamma^2)^2$. It is characteristic that the peaked structure is observed for $v > 0$ while there is no such behavior for $v < 0$. The effect of the sign of the barrier potential is remarkable near the gap edge ($E = \Gamma_0$), but it is irrelevant in the low-energy limit.

The solutions at low energies can be obtained in a simple form. In the limit with $E \ll \Gamma_0 \ll t$, we can use the relations $q = k \simeq \pi/2 + E/2t$, $e^{i\tilde{k}} \simeq tE/2V^2$ and $u_{\tilde{k}+} \simeq E/2V$. We then explicitly derive the reflectances

for $v \ll t$ as

$$A(E) \sim \frac{1}{4} \left[1 + \left(\frac{v}{t} \right) \frac{E}{\Gamma_0} \right], \quad (40)$$

$$B(E) \sim \frac{1}{4} \left[1 - \left(\frac{v}{t} \right) \frac{E}{\Gamma_0} \right]. \quad (41)$$

The magnitude of the reflectance of Andreev reflection is enhanced with increasing energy E for $v > 0$ and is diminished for $v < 0$, while the normal reflection shows the inverse behavior. Thus the results are sensitive to the setup at the boundaries. By contrast, the conventional spin-singlet s -wave superconductor does not show such a sign-sensitive behavior for barrier potential, and there is no difference between repulsive and attractive potentials. On the other hand, for sufficiently large magnitude of potentials both with $v > 0$ and $v < 0$, the line shape of the resulting conductance becomes similar to that of the local density of states (LDOS) at the edge as will be shown in Fig. 5(a). This nonzero value of σ/σ_N at zero energy clearly characterizes the present superconducting state as distinct from ordinary superconductors.

The present conductance in TCKL is also different from that in spin-singlet d -wave or spin-triplet p -wave superconductor junctions [56]. In these junctions, surface Andreev bound state (SABS) produces a zero bias conductance peak [57, 58] and the magnitude of odd-frequency pairing amplitude is significant at the surface [59, 60]. On the other hand, in the present tunneling spectroscopy of TCKL, the presence of the odd-frequency pairing does not produce a clear zero bias conductance peak.

V. JOSEPHSON JUNCTION

The staggered OF pairing state of TCKL is coupled to the other types of superconductors in Josephson junctions. We consider the simple spin-singlet s -wave superconductivity (ESEE), whose Hamiltonian is given by

$$\mathcal{H}_{s\text{-wave}} = \mathcal{H}_c + \Delta \sum_{i\sigma\sigma'} \epsilon_{\sigma\sigma'} c_{i\sigma}^\dagger c_{i\sigma'}^\dagger + \text{H.c.} \quad (42)$$

in one dimension. The conduction electron part is written as \mathcal{H}_c . As we mentioned in the introduction, there is a paramagnetic OF superconductivity which is induced only at the edge from EF superconductivity in bulk. Here as one of such examples we take the spin-triplet p_x -wave superconductor (ETOE). The Hamiltonian is explicitly written as

$$\mathcal{H}_{p_x\text{-wave}} = \mathcal{H}_c + \Delta \sum_{i\sigma\sigma'} \sigma_{\sigma\sigma'}^x c_{i\sigma}^\dagger c_{i+1,\sigma'}^\dagger + \text{H.c.} \quad (43)$$

When we make an edge with this Hamiltonian, the local (s -wave) electron pair is generated at the edge. Since the spin structure of this pair is a triplet or even with respect to the spin exchange, the time dependence of the

pair must be odd (OTEE). This induced OF pair at the surface which is closely connected to the Andreev bound state [60].

The Josephson junction can be constructed by connecting TCKL with one of the above superconductors. The Hamiltonian of this system is given by $\mathcal{H} = \mathcal{H}_L + \mathcal{H}_R + \mathcal{H}_I$ each of which describes the semi-infinite left-hand system ($i \leq -1$), semi-infinite right-hand system ($i \geq 2$) and the middle junction part, respectively. We take the spin-singlet s - or spin-triplet p_x -wave superconductors as \mathcal{H}_L and the TCKL as \mathcal{H}_R . The Hamiltonian for the junction part is given by

$$\begin{aligned} \mathcal{H}_I = & - \sum_{\sigma} \gamma (c_{i=0,\sigma}^{\dagger} c_{i=-1,\sigma} + \text{H.c.}) \\ & - \sum_{\sigma} \gamma_I (c_{i=0,\sigma}^{\dagger} c_{i=1,\sigma} + \text{H.c.}) + v \sum_{i=0,1,\sigma} c_{i\sigma}^{\dagger} c_{i\sigma} \\ & - \sum_{\sigma m} \gamma'_{\sigma m} (c_{i=1,\sigma}^{\dagger} c_{i=2,\sigma m} + \text{H.c.}) \end{aligned} \quad (44)$$

The present setup of the system in one dimension is schematically illustrated in Fig. 2(b). The Josephson current I is calculated at the center of this junction:

$$I = ie\gamma_I \sum_{\sigma} \langle c_{i=0,\sigma}^{\dagger} c_{i=1,\sigma} - c_{i=1,\sigma}^{\dagger} c_{i=0,\sigma} \rangle \quad (45)$$

Here the Josephson current is well defined because the gauge-symmetry breaking terms are not included at the junction region, and the equation of continuity locally holds only by quasiparticle flow.

The Josephson current can be calculated by using the semi-infinite Green function [61–63]. As an alternative method one can approximate this by the Green function at the edge of the finite chain. We take the number of sites as $N = 10^5$ in the following. The semi-infinite left- and right-hand surface Green functions $\hat{g}_{\infty}^L(z)$ and $\hat{g}_{\infty}^R(z)$ are explicitly derived from the Hamiltonians (42) and (43), which can be written in a Nambu matrix form with respect to spin/orbital index. The local Green functions at the site $i = 0$ and 1 without the connection by γ_I are given by

$$\hat{g}_0^L = [z\hat{1} - \hat{\gamma}^{\dagger} \hat{g}_{\infty}^L \hat{\gamma}]^{-1}, \quad (46)$$

$$\hat{g}_1^R = [z\hat{1} - \hat{\gamma}' \hat{g}_{\infty}^R (\hat{\gamma}')^{\dagger}]^{-1}, \quad (47)$$

respectively. The indices 0 and 1 mean the site index at the junction part. The matrices $\hat{\gamma}$, $\hat{\gamma}_I$ and $\hat{\gamma}'$ are made from Eq. (44) in a manner similar to N/S junction. Using these quantities, the Green functions at the junction are given by

$$\hat{g}_{10} = \hat{g}_1^R \hat{\gamma}_I^{\dagger} [(\hat{g}_0^L)^{-1} - \hat{\gamma}_I \hat{g}_1^R \hat{\gamma}_I^{\dagger}]^{-1}, \quad (48)$$

$$\hat{g}_{01} = \hat{g}_0^L \hat{\gamma}_I [(\hat{g}_1^R)^{-1} - \hat{\gamma}_I^{\dagger} \hat{g}_0^L \hat{\gamma}_I]^{-1}. \quad (49)$$

The Josephson current defined in Eq. (45) is then calculated at finite temperatures from $\hat{g}_{10}(i\epsilon_n)$.

First we show the LDOS and local pairing amplitude at the edge of the semi-infinite chain calculated from \hat{g}_{∞}^L and

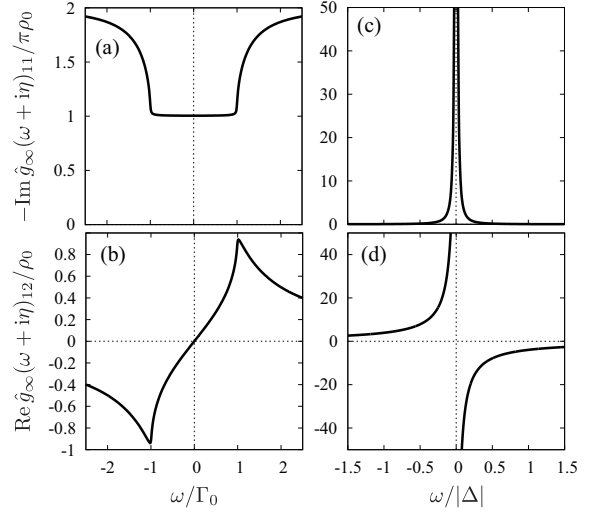


FIG. 5: (a) LDOS and (b) local pair amplitude at the one-dimensional edge of the TCKL. The same quantities are also plotted for the spin-triplet p_x -wave superconductor in (c) and (d). The parameters are chosen as $\Gamma_0 = V^2/t = 0.01t$ for (a,b) and $\Delta = 0.01t$ for (c,d). The infinitesimal imaginary part η is taken as $\eta = 10^{-4}t$.

\hat{g}_{∞}^R . Figures 5(a) and (b) show the LDOS proportional to $-\text{Im} \hat{g}_{\infty}^R(\omega + i\eta)_{11}$ and pair amplitude $\text{Re} \hat{g}_{\infty}^R(\omega + i\eta)_{12}$, respectively, for TCKL. The values are normalized by $\rho_0 = 1/2\pi t$ which is the density of states for a normal metal. In contrast to the conventional spin-singlet s -wave superconductor, the LDOS is nonzero at the Fermi level. This is because the half of the Bogoliubov particles in the OF pairing state have an energy gap and the others still have the Fermi surface as shown in Fig. 1. The frequency dependence of the real part of pair amplitude (or anomalous Green function) shown in Fig. 5(b) is odd with respect to real frequency. These behaviors are similar to the ones in bulk [30]. Although here we cannot see EF components, it appears as the inter-site Green functions.

On the other hand, the LDOS at the edge of the spin-triplet p_x -wave superconductor has the sharp peak as shown in Fig. 5(c), which is known as a consequence of the Andreev bound state [56–58]. This non-trivial localized edge state is formed when the sign of the gap function felt by quasiparticle is reversed at the reflection process. Figure 5(d) displays the local pair amplitude which is odd in frequency (OTEE), although in bulk only the spin-triplet p_x -wave EF pair (ETOE) is formed [14, 60].

Let us discuss how the edge state is connected to the bulk state. Figure 6 shows the spatial dependence of the LDOS at the Fermi level. Here the LDOS at the Fermi level has the spatial dependence in the form

$$-\text{Im} \hat{g}_i(0 + i\eta)_{11}/\pi = \begin{cases} \rho_A(i) & \text{for even } i \text{ (A sublattice)} \\ \rho_B(i) & \text{for odd } i \text{ (B sublattice)} \end{cases} \quad (50)$$

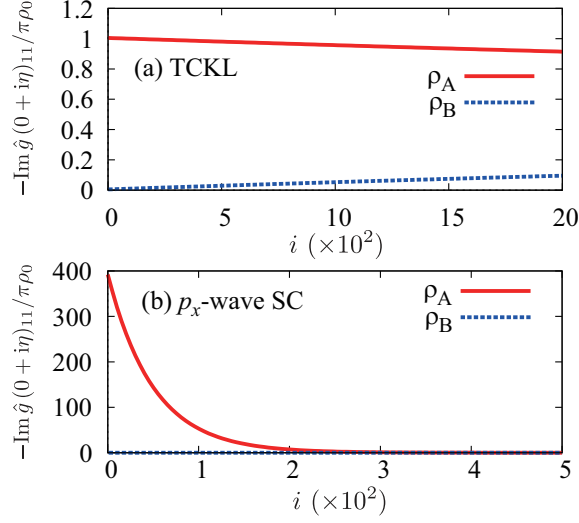


FIG. 6: (Color online) Spatial dependence of LDOS at the Fermi energy. The edge is located at $i = 0$. The parameters are same as the ones in Fig. 5.

where ρ_A and ρ_B are smooth functions in space. This oscillating behavior in a staggered manner originates from half-filled situation with $\mu = 0$, and the period of oscillation changes for $\mu \neq 0$ reflecting the change of Fermi wave vectors. As shown in Fig. 6(a), the LDOS at the edge of TCKL is continuously connected to the bulk. A slow relaxation is characteristic for the metallic state, and is consistent with the presence of Fermi surface in superconducting state of TCKL. (In numerical simulation, the healing length, which may be physically regarded as mean free path, is given by $\sim t/\eta$ with small but finite η .) Hence the character of this zero-energy state can be regarded as similar to the one in bulk TCKL. For the spin-triplet p_x -wave superconductor shown in Fig. 6(b), on the other hand, the zero-energy state located at the edge vanishes quickly as we go into the bulk state. This edge state has a different character from the bulk state in this case.

With these preliminaries, now we consider the Josephson junction. In the following we consider the zero barrier potential case ($v = 0$) unless explicitly stated otherwise. The phase of the pair amplitude in the left-hand system is taken as $\varphi_L = \varphi$, while it is set as zero in the right-hand system as illustrated in Fig. 2. We begin with the spin-singlet s -wave superconductor/TCKL junction. However, the Josephson current completely vanishes in the present simple setup. As explained later, the absence of Josephson current is related to the fact that symmetries of the induced pairs located at the edges do not match between the left- and right-hand sides.

In order to have finite current, the simplest modification without changing bulk properties, is to change the

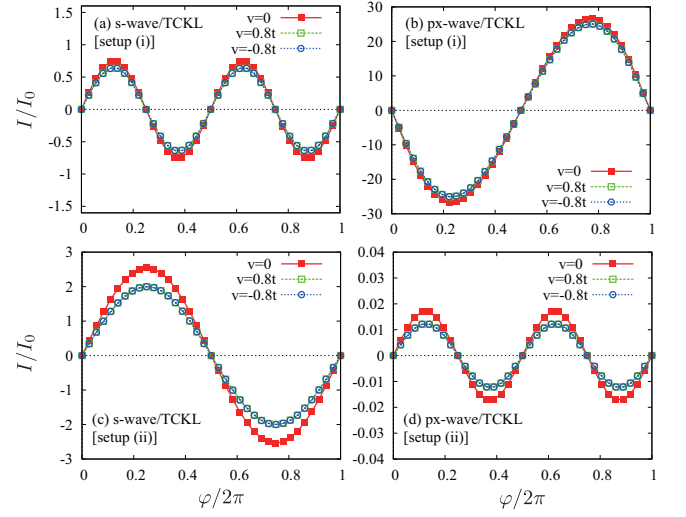


FIG. 7: (Color online) Relative phase φ dependences of the Josephson current I for (a) spin-singlet s -wave and (b) spin-triplet p_x -wave superconductors connected to TCKL with the setup (i) [$\gamma'_1 = 2\gamma'_2 = t$, $H = h = 0$]. The results for the setup (ii) [$\gamma'_1 = \gamma'_2 = t$, $H = h = 0.2t$] are shown in (c) and (d). The parameters are chosen as $\Delta = 0.01t$, $\Gamma_0 = V^2/t = 0.01t$, $\gamma = \gamma_1 = t$ and $T = 0.003t$. The results for finite barrier potentials ($v = \pm 0.8t$) are also shown.

tunnel matrix at the interface as

$$\gamma'_{\sigma m} = \begin{cases} \gamma'_1 & \text{for } (\sigma m) = (\uparrow 1), (\downarrow 2) \\ \gamma'_2 & \text{for } (\sigma m) = (\uparrow 2), (\downarrow 1) \end{cases} \quad (51)$$

with $\gamma'_1 \neq \gamma'_2$. We call this the setup (i). Note that with this tunnel matrix both the spin and orbital symmetries are broken but their product is not broken (see also Tab. II). On the other hand, the more realistic setup giving finite currents is to modify the bulk nature of TCKL with keeping the tunnel matrix $\gamma'_{\gamma\sigma} = \gamma'$. We consider the orbital field both for conduction electrons and localized pseudospin, whose Hamiltonian is given by

$$\mathcal{H}_{\text{orb}} = -h \sum_{i\sigma m} \sigma_{mm}^z c_{i\sigma m}^\dagger c_{i\sigma m} - H \sum_{im} \sigma_{mm}^z f_{im}^\dagger f_{im}. \quad (52)$$

(called the setup (ii) in the following) This term breaks the orbital symmetry and experimentally corresponds to the uniaxial pressure effect. When we make the junction in real materials, some stress should be applied to the edge of TCKL. Hence the effect of Eq. (52) will reasonably appear. For simplicity we take $H = h$ in the following, but this assumption does not affect qualitative aspect of the results.

Figure 7 shows the phase φ dependence of Josephson currents, which is normalized by $I_0 = e\gamma_1(|\Delta|/\gamma_1)^2$. Let us first discuss the case with the setup (i). As shown in Fig. 7(a), the Josephson current has the functional form of $I \propto \sin 2\varphi$ for spin-singlet s -wave superconductor/TCKL junction. This indicates that the first-order

coupling vanishes in this case. The Josephson current for the spin-triplet p_x -wave superconductor/TCKL junction have the form $I \propto \sin \varphi$ as seen in Fig. 7(b). On the other hand, the results are changed for the setup (ii) as shown in Fig. 7(c,d). The first-order coupling survives for s -wave superconductor/TCKL junction, while it vanishes in the junction using p_x -wave superconductor.

These behaviors can be qualitatively understood by considering the two-site model (zero-dimensional system) that simulates the edges of right- and left- superconductors. Here we focus on the case with the setup (ii), and the more detailed analysis including the setup (i) is given in Appendix. The local spin-singlet s -wave pairing field term is given by Eq. (42), and the pairing field for TCKL by Eq. (5). We directly connect these two sites by the matrix defined by the third line of Eq. (44). The Josephson current is explicitly evaluated as

$$I = 4e(\gamma')^2 \sin \varphi T \sum_n F^L(i\varepsilon_n) \sum_{mm'} F_{mm'}^R(i\varepsilon_n) + O((\gamma')^4) \quad (53)$$

within the lowest-order approximation. The left- and right-anomalous Green functions are given by

$$F^L(z) = \frac{|\Delta|}{z^2 - |\Delta|^2} = F^L(-z),$$

$$F_{mm'}^R(z) = \frac{\epsilon_{mm'} \Gamma_m}{(z + \sigma_{mm}^z h - \Gamma_m)^2 - \Gamma_m^2} \quad (54)$$

where $\Gamma_m(z) = V^2/(z + \sigma_{mm}^z H)$ is the orbital-dependent hybridization function. For $h = H = 0$ the anomalous Green function of TCKL is a purely odd function with respect to frequency, but the even-frequency component mixes in the presence of orbital fields. From these expressions it is clear that the Josephson current becomes zero if we take zero orbital field ($h = H = 0$). With finite orbital field, on the other hand, F^L and F^R have the same parity in frequency space, and the first-order contribution to the Josephson current becomes finite. Namely, the induced EF pair in TCKL contributes to the Josephson coupling. For spin-triplet p_x -wave superconductor/TCKL junction, the Josephson coupling is expressed by odd-frequency spin-triplet s -wave (OTEE) and odd-frequency spin-singlet s -wave (OSEO) pairing. Then, the first-order contribution with respect to γ' vanishes. Thus we obtain consistent results with numerical calculations for a chain discussed above.

Next we discuss the above Josephson junction from symmetry point of view. Originally, the OSEO+ESOO pairs are present in TCKL without any field as discussed in Sec. III. On the other hand, for spin-singlet s -wave superconductor the ESEE pair and the induced OSOE pair are present at the edge. In a similar manner the ETOE and induced OTEE pairs exist for spin-triplet p_x -wave superconductor. Thus, no symmetries match between TCKL and the other superconductors, and the first-order coupling in Josephson junction becomes zero. In fact, this vanishing current persists to higher orders.

To explain this behavior, we must specify the component of orbital-triplets in s - and p_x -wave superconductors. In the present setup, since we do not include the orbital degrees of freedom explicitly, the triplet component is identified as $T_z = 1$ or -1 and no $T_z = 0$ component. Thus the mismatch between orbital-singlet in TCKL and orbital-triplet ($T_z = \pm 1$) in s - and p_x -wave superconductors gives exactly zero current in the present system.

With the tunnel matrix in the setup (i), the spin-orbital symmetry breaking is present and the induced pair is OTEE+ETOE according to Tab. II. Hence, the first-order Josephson coupling survives for p_x -wave superconductor/TCKL junction, but it vanishes for s -wave superconductor/TCKL case. Similarly, with uniaxial pressure in the setup (ii), the ESEE+OSOE pairs are newly generated at the edge of TCKL, where orbital-triplet component include $T_z = 1$. Hence the first-order contribution to Josephson current becomes nonzero for TCKL/spin-singlet s -wave superconductor junction. Since we rely only on the symmetry of Cooper pairs, the above discussion should be applicable also to systems in higher dimensions.

Finally we make a comment on the effect of a barrier potential v at the junction part ($i = 0, 1$). The phase φ dependence of the currents with repulsive and attractive potentials are shown in Fig. 7. The functional forms are not influenced qualitatively by the sign of v , since the barrier potential does not create any new species of Cooper pairs. In addition, we do not observe the difference between $v > 0$ and $v < 0$. This behavior is consistent with results in the N/S junction: the sign of the barrier potentials does not affect the behaviors in the low-energy limit as shown in Fig. 4.

VI. SUMMARY

We have investigated the staggered OF pairing realized in TCKL from a symmetry point of view. Although the pair potential is purely odd function with respect to time (frequency), both OF and EF components of pair amplitude are present due to the absence of translational invariance even in the bulk. The existing pairs in bulk are identified as primary OSEO and secondary ESoo. We have also shown that a local gauge transformation changes the staggered state into uniform one with spin-symmetry broken state. The mechanism for the diamagnetic Meissner effect has been explained by focusing on the symmetry of pair amplitude and structure of the Meissner kernel. In addition to time/spin/space/orbital structures of Cooper pairs, the finite center-of-mass momentum, which affects the sign of the velocity, plays an important role for diamagnetic response.

The N/S junction has been constructed and it is shown that the normal reflection is always present in addition to Andreev reflection. This behavior is in contrast with ordinary BCS superconductors, where only the Andreev reflection is observed for high transmissivity limit. The

difference lies in the presence of normal self energy in the superconducting state of TCKL. Due to a finite density of states, the transmittance into TCKL is also nonzero even at low energies. Hence the bound state at e.g. superconducting vortex core is unlikely to be formed. When we consider the barrier potential at the interface, the conductance shows the difference between attractive and repulsive potentials, although no such difference is observed in conventional superconductors.

We have also investigated the Josephson junction using Green function formalism. We connect TCKL both with spin-singlet s -wave and spin-triplet p_x -wave pairing states. Here a uniaxial pressure effect is considered for TCKL, which is naturally expected at the edge of real materials. For TCKL/spin-singlet s -wave superconductor junction, the relative phase φ dependence of Josephson current becomes $I \propto \sin \varphi$. It becomes $I \propto \sin 2\varphi$ for TCKL/ p_x -wave superconductor junction, where no first-order coupling appears. These Josephson currents can be qualitatively described by a zero-dimensional system. The symmetry of the pairs induced at the edge is a key ingredient to understand the current phase relations of Josephson junctions.

Acknowledgement

This work was financially supported by a Grant-in-Aid for JSPS Fellows (Grant No. 13J07701), a Grant-in Aid for Scientific Research on Innovative Areas “Topological Material Science” (Grant No. 15H05853), and a Grant-in-Aid for Scientific Research B (Grant No. 15H03686).

Appendix A: Toy model analysis for Josephson junction

We consider the simple two-site model given by $\mathcal{H} = \mathcal{H}_L + \mathcal{H}_I + \mathcal{H}_R$ where

$$\mathcal{H}_L = \Delta c_{L\uparrow}^\dagger c_{L\downarrow}^\dagger + \text{H.c.}, \quad (\text{A1})$$

$$\mathcal{H}_I = - \sum_{\sigma m} \gamma'_{\sigma m} c_{L\sigma}^\dagger c_{R\sigma m} + \text{H.c.}, \quad (\text{A2})$$

$$\begin{aligned} \mathcal{H}_R = & -h \sum_{m\sigma} \sigma_{mm}^z c_{R\sigma m}^\dagger c_{R\sigma m} - H \sum_m \sigma_{mm}^z f_{Rm}^\dagger f_{Rm}, \\ & + V \sum_{mm'} (\delta_{mm'} f_{Rm}^\dagger c_{R\uparrow m'} + \epsilon_{mm'} f_{Rm}^\dagger c_{R\uparrow m'}) + \text{H.c.} \end{aligned} \quad (\text{A3})$$

Here \mathcal{H}_L and \mathcal{H}_R simulate the edge of the s -wave superconductor and TCKL, respectively.

The tunnel matrix is given by Eq. (51), and the current is simply defined by

$$I = ie \sum_{\sigma m} \gamma'_{\sigma m} \langle c_{L\sigma}^\dagger c_{R\sigma m} - c_{R\sigma m}^\dagger c_{L\sigma} \rangle. \quad (\text{A4})$$

We can solve this model analytically, which helps us understand the basic properties of Josephson junction. We define the Green function

$$\mathbf{G}(\tau) = \begin{pmatrix} -\langle T_\tau c_{L\uparrow}(\tau) c_{R\uparrow 1}^\dagger \rangle \\ -\langle T_\tau c_{L\uparrow}^\dagger(\tau) c_{R\uparrow 1} \rangle \end{pmatrix}. \quad (\text{A5})$$

The first component of this vector is relevant to current. Its Fourier transformation $\mathbf{G}(z)$ satisfies the equation

$$\mathbf{G} = -\hat{g} \hat{\sigma}^z \gamma'_1 \hat{G}_1 \mathbf{c} + \hat{g} \hat{\sigma}^z \sum_m (\gamma'_m)^2 \hat{G}_m \hat{\sigma}^z \mathbf{G}, \quad (\text{A6})$$

where $\mathbf{c} = {}^t(1, 0)$ is the constant vector and

$$\hat{g} = \frac{1}{z^2 - |\Delta|^2} \begin{pmatrix} z & |\Delta| e^{i\varphi} \\ |\Delta| e^{-i\varphi} & z \end{pmatrix}, \quad (\text{A7})$$

$$\begin{aligned} \hat{G}_m = & \frac{1}{(z + \sigma_{mm}^z h - \Gamma_m)^2 - \Gamma_m^2} \\ & \times \begin{pmatrix} z - \sigma_{mm}^z h - \Gamma_m & \sigma_{mm}^z \Gamma_m \\ \sigma_{mm}^z \Gamma_m & z + \sigma_{mm}^z h - \Gamma_m \end{pmatrix}, \end{aligned} \quad (\text{A8})$$

$$\Gamma_m = V^2 / (z + \sigma_{mm}^z H). \quad (\text{A9})$$

The other contributions to current can also be calculated in a similar manner. From the above equations, we can obtain Eq. (53).

For the special case with $\gamma'_1 = \gamma'_2 = \gamma'$ and $H = h = 0$, namely without any symmetry breaking fields, the Green function matrix $\sum_m \hat{G}_m$ becomes diagonal. Correspondingly, the anomalous parts in the second term of the Eq. (A6), which is relevant to higher-order Josephson couplings, are effectively dropped from the equation and the Josephson coupling terms vanish in general. This behavior is consistent with the results discussed in Sec. V.

-
- [1] V.L. Berezinskii, JETP Lett. **20**, 287 (1974).
 - [2] T.R. Kirkpatrick and D. Belitz: Phys. Rev. Lett. **66**, 1533 (1991).
 - [3] D. Belitz and T.R. Kirkpatrick: Phys. Rev. B **46**, 8393 (1992).

- [4] A. Balatsky and E. Abrahams, Phys. Rev. B **45**, 13125 (1992).
- [5] V.J. Emery and S. Kivelson, Phys. Rev. B **46**, 10812 (1992).
- [6] M. Vojta and E. Dagotto: Phys. Rev. B **59** 713 (1999).

- [7] Y. Fuseya, H. Kohno, and K. Miyake: J. Phys. Soc. Jpn. **72** 2914 (2003).
- [8] T. Hotta: J. Phys. Soc. Jpn. **78** 123710 (2009).
- [9] K. Shigeta, S. Onari, K. Yada, and Y. Tanaka: Phys. Rev. B **79** 174507 (2009); K. Shigeta, Y. Tanaka, K. Kuroki, S. Onari, and H. Aizawa: Phys. Rev. B **83** 140509 (2011).
- [10] J. Otsuki: Phys. Rev. Lett. **115**, 036404 (2015).
- [11] P. Coleman, E. Miranda, and A. Tsvelik, Phys. Rev. Lett. **70**, 2960 (1993).
- [12] R. Heid, Z. Phys. B **99**, 15 (1995).
- [13] F.S. Bergeret, A.F. Volkov, and K.B. Efetov, Rev. Mod. Phys. **77**, 1321 (2005).
- [14] Y. Tanaka and A.A. Golubov, Phys. Rev. Lett. **98**, 037003 (2007).
- [15] S. Higashitani, S. Matsuo, Y. Nagato, and K. Nagai, Phys. Rev. B **85**, 024524 (2012).
- [16] Y. Tanaka, M. Sato, and N. Nagaosa, J. Phys. Soc. Jpn. **81**, 011013 (2012).
- [17] S. Higashitani, J. Phys. Soc. Jpn., **66**, 2556 (1997).
- [18] Y. Tanaka, Y. Asano, A. A. Golubov and S. Kashiwaya, Phys. Rev. B **72**, 140503 (2005).
- [19] T. Yokoyama, Y. Tanaka, and N. Nagaosa, Phys. Rev. Lett. **106**, 246601 (2011).
- [20] S. Suzuki and Y. Asano, Phys. Rev. B, **91** 214510 (2015).
- [21] A. Di Bernardo, Z. Salman, X. L. Wang, M. Amado, M. Egilmez, M. G. Flokstra, A. Suter, S. L. Lee, J. H. Zhao, T. Prokscha, E. Morenzoni, M. G. Blamire, J. Linder and J. W. A. Robinson. Phys. Rev. X, **5**, 041021, (2015).
- [22] D. Belitz and T.R. Kirkpatrick, Phys. Rev. B **60**, 3485 (1999).
- [23] D. Solenov, I. Martin, and D. Mozyrsky, Phys. Rev. B **79**, 142502 (2009).
- [24] H. Kusunose, Y. Fuseya, and K. Miyake, **80**, 054702 (2011).
- [25] Y. Asano, Y.V. Fominov, and Y. Tanaka, Phys. Rev. B **90**, 094512 (2014).
- [26] Ya.V. Fominov, Y. Tanaka, Y. Asano, and M. Eschrig, Phys. Rev. B **91**, 144514 (2015).
- [27] V. Martisovits and D.L. Cox, Phys. Rev. B **57**, 7466 (1998).
- [28] R. Heid, Ya.B. Bazaliy, V. Martisovits, and D.L. Cox, Phys. Rev. Lett. **74**, 2571 (1995).
- [29] S. Hoshino and Y. Kuramoto, Phys. Rev. Lett. **112**, 167204 (2014).
- [30] S. Hoshino, Phys. Rev. B **90**, 115154 (2014).
- [31] A.M. Black-Schaffer and A.V. Balatsky, Phys. Rev. B **88**, 104514 (2013).
- [32] Y. Asano and A. Sasaki, Phys. Rev. B **92**, 224508 (2015).
- [33] C. Triola and A.V. Balatsky, arXiv:1512.07031 (2015).
- [34] D. Podolsky, E. Demler, K. Damle, and B. I. Halperin, Phys. Rev. B **67**, 094514 (2003).
- [35] H.-D. Chen, O. Vafek, A. Yazdani, and S.-C. Zhang, Phys. Rev. Lett. **93**, 187002 (2004).
- [36] F.J. Ohkawa, Phys. Rev. B **73**, 092506 (2006).
- [37] K. Seo, H.-D. Chen, and J. Hu, Phys. Rev. B **78**, 094510 (2008).
- [38] D.F. Agterberg and H. Tsunetsugu, Nat. Phys. **4**, 639 (2008).
- [39] E. Berg, E. Fradkin, and S.A. Kivelson, Phys. Rev. Lett. **105**, 146403 (2010).
- [40] T. Yoshida, M. Sigrist, and Y. Yanase, Phys. Rev. B **86**, 134514 (2012).
- [41] G.Y. Cho, R. Soto-Garrido, and E. Fradkin, Phys. Rev. Lett. **113**, 256405 (2014).
- [42] C.N. Yang, Phys. Rev. Lett. **63**, 2144 (1989).
- [43] R.R.P. Singh and R.T. Scalettar, Phys. Rev. Lett. **66**, 3203 (1991).
- [44] J. de Boer, V.E. Korepin, and A. Schadschneider, Phys. Rev. Lett. **74**, 789 (1995).
- [45] G.I. Japaridze, A.P. Kampf, M. Sekania, P. Kakashvili, and Ph. Brune, Phys. Rev. B **65**, 014518 (2001).
- [46] H. Zhai, Phys. Rev. B **71**, 012512 (2005).
- [47] P.A. Lee, Phys. Rev. X **4**, 031017 (2014).
- [48] P. Baireuther, T. Hyart, B. Tarasinski, and C.W.J. Beenakker, Phys. Rev. Lett. **115**, 097001 (2015).
- [49] M. Jarrell, H. Pang, D.L. Cox, and K.H. Luk, Phys. Rev. Lett. **77**, 1612 (1996).
- [50] D.L. Cox and A. Zawadowski: Adv. Phys. **47**, 599 (1998).
- [51] P. Fulde, and R.A. Ferrell, Phys. Rev. **135**, A550 (1964).
- [52] A.I. Larkin, and Y.N. Ovchinnikov, Sov. Phys. JETP **20**, 762 (1965).
- [53] G.E. Blonder, M. Tinkham, and T.M. Klapwijk, Phys. Rev. B **25**, 4515 (1982).
- [54] Q.-G. Zhu and H. Kroemer, Phys. Rev. B **27**, 3519 (1983).
- [55] A.V. Burmistrova, I.A. Devyatov, A.A. Golubov, K. Yada, and Y. Tanaka, J. Phys. Soc. Jpn. **82**, 034716 (2013).
- [56] S. Kashiwaya and Y. Tanaka, Rep. Prog. Phys. **64** 1641 (2000).
- [57] C. R. Hu, Phys. Rev. Lett. **72**, 1526 (1994).
- [58] Y. Tanaka and S. Kashiwaya, Phys. Rev. Lett. **74** 3451 (1995).
- [59] Y. Tanaka, A. A. Golubov, S. Kashiwaya, and M. Ueda, Phys. Rev. Lett. **99**, 037005 (2007).
- [60] Y. Tanaka, Y. Tanuma, and A.A. Golubov, Phys. Rev. B, **76**, 054522 (2007).
- [61] A. Furusaki, Physica B, **203**, 214 (1994).
- [62] A. Umerski, Phys. Rev. B **55**, 5266 (1997).
- [63] K. Yada, A.A. Golubov, Y. Tanaka, and S. Kashiwaya, J. Phys. Soc. Jpn. **83**, 074706 (2014).