

# Two Tales of the World: Comparison of Widely Used World News Datasets

## GDELT and EventRegistry

[Please cite the ICWSM'16 version of this paper]

**Haewoon Kwak Jisun An**  
 Qatar Computing Research Institute  
 Hamad Bin Khalifa University  
 {hkwak, jan}@qf.org.qa

### Abstract

In this work, we compare GDELT and Event Registry, which monitor news articles worldwide and provide big data to researchers regarding scale, news sources, and news geography. We found significant differences in scale and news sources, but surprisingly, we observed high similarity in news geography between the two datasets.

### Introduction

The philosophy of computational journalism has been shaping a new research direction on journalism. Research that usually involves survey participants is now being conducted by using large-scale data.

One of the outstanding efforts in this research area is the GDELT project<sup>1</sup>, which monitors “the world’s broadcast, print, and web news from nearly every corner of every country in over 100 languages” (Leetaru and Schrodt 2013). GDELT translates all other languages into English through a collaboration with Google Ideas, and adds metadata, such as a location where an event happens, to each news article. A vast array of studies from prediction (Heaven 2013) to analysis (Kwak and An 2014) and comparison with private data (Ward et al. 2013) have been published to explore the potential of the dataset.

On the other hand, recently, a new platform called Event Registry (ER)<sup>2</sup> has been launched. It offers a large collection of news articles through the public API (Rupnik et al. 2015).

In this work, we compare GDELT and ER in terms of scale, news sources, and news geography. Given that there is no ground truth of world news datasets, we believe that the best effort to understand the benefit and limitation of the existing datasets is a comparison of the two publicly available datasets.

Two datasets showed stark differences in terms of the number of news articles and sources being indexed. Thus, we suggest that the dataset be used with caution. However, at the same time, we found that news geographies drawn from two datasets were extremely similar, indicating that the overall trend of international news coverage seems to be consistent.

<sup>1</sup><http://www.gdeltproject.org/>

<sup>2</sup><http://eventregistry.org/>

### Data Collections

Given that there is a rate limit in using Event Registry, it is infeasible to compare the entire datasets of two services. Thus, we sample the two datasets. We use the first day of every month from March to December 2015, to avoid temporary fluctuations. We exclude the first day of January and February because GDELT v2.1 has been available since February 18, 2015.

We collect all compressed dump files for English<sup>3</sup> and Translingual<sup>4</sup> during the 10 target days. For each day, GDELT releases  $4 \times 24 \times 2 = 192$  files (one file each every 15 minutes for English and Translingual). As a result, we collect  $192 \times 10 = 1920$  compressed files from the GDELT project.

Unlike GDELT, Event Registry offers API to access their data. We query the indexed articles in the first day of each month by using `QueryArticles().setDateLimit()` and collect all of them with pagination. We also query all the details of the articles and sources. We upload the code snippet in Github Gist<sup>5</sup>.

### Comparison between GDELT and ER Scale

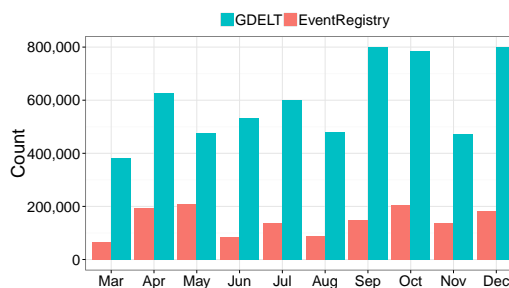


Figure 1: Number of indexed articles in both platforms

<sup>3</sup><http://data.gdeltproject.org/gdeltv2/masterfilelist.txt> (Last access: 5 Jan 2016)

<sup>4</sup><http://data.gdeltproject.org/gdeltv2/masterfilelist-translation.txt> (Last access: 5 Jan 2016)

<sup>5</sup><https://gist.github.com/anonymous/943574147ffaf3b1b2f4>

Rank	GDELT		ER	
1	English	2,415,060	English	765,637
2	Spanish	646,052	Spanish	164,487
3	Arabic	320,085	German	130,882
4	German	301,297	French	83,180
5	Turkish	259,364	Russian	79,678
6	French	242,082	Portuguese	55,747
7	Chinese	232,795	Chinese	44,717
8	Russian	230,005	Italian	37,214
9	Italian	169,324	Arabic	34,928
10	Portuguese	143,288	Turkish	30,941

Table 1: Top 10 languages of documents

One of the most important criteria for the comparison is the scale of a dataset because it describes how comprehensive the dataset is. Figure 1 shows the number of articles indexed by the two platforms on the first day of each month from March to December 2015. The daily volumes of news articles over time are highly fluctuating in both datasets. Such fluctuation is mainly because news media publishes a different number of articles on weekdays and weekends. All three lower bars in the GDELT dataset represent the number of indexed articles on weekends [March (Sunday), August (Saturday), and November (Sunday)]. While the plot representing ER does not entirely follow the “high in weekday, low in weekend” pattern, a positive correlation exists between two time-series from GDELT and ER (Pearson correlation coefficient  $r=0.57$ ,  $p=0.08$ ).

Another interesting observation is that GDELT consistently indexes 2.26 times (May) to 6.43 times (June) more articles than ER, even with high fluctuations over time. To better understand where this significant difference comes from, we quantitatively examine the sources of the articles indexed by GDELT. GDELT explicitly announces that it collects documents not only from the world wide web but also from “broadcast, print, or other offline sources,” whereas ER mainly focuses on news articles through RSS feeds. Thus, having more sources might be the reason why GDELT indexes much more documents than ER.

However, we find that 99.9% of the documents are collected from the web, and only less than 1,000 documents in each day are from other offline sources. Moreover, all the documents that are not from the web are collected from BBC Monitoring, which monitors mass media worldwide, and no other individual source is found. That is, the primary data source for both platforms is the web, although GDELT claims that they collect documents from various sources. Also, the significant difference in the number of indexed articles between the two platforms is solely based on the difference in the news coverage of different sources.

## Language

We look into account the language of the indexed articles to compare the coverage of the two datasets. We find that the GDELT indexes documents written in 64.1 different languages on average (across 10 different sample datasets), whereas ER indexes articles of only 14 languages. For both

Language	Domain	Articles
spa	www.entornointeligente.com	35,932
deu	www.gaeubote.de	27,212
fra	www.lopinion.ma	23,610
deu	www.krankenkassen-direkt.de	22,399
fra	www.fasopresse.net	17,314
spa	www.surenio.com.ar	15,243
eng	www.4-traders.com	14,554
zho	news.sina.com.tw	14,509
ita	www.agenzianova.com	13,261
tur	www.haberler.com	12,575

Table 2: Top 10 domains in ER

Language	Domain	Articles
eng	www.dailymail.co.uk	10,051
eng	www.reuters.com	9,137
spa	www.eleconomista.es	6,058
eng	www.bizjournals.com	5,875
tur	www.merhabahaber.com	5,738
eng	www.prnewswire.com	5,516
zho	udn.com	5,279
eng	www.nydailynews.com	4,322
zho	www.chinanews.com	4,306
eng	hosted.ap.org	4,271

Table 3: Top 10 domains in GDELT

platforms, the most dominant language is English. Given that GDELT covers more languages, the proportion of English articles in GDELT (2,415,060 articles, 40.6%) is naturally lower than in ER (765,637 articles, 51.8%).

Then, what other languages do they index? Table 1 shows the top 10 languages in both platforms. While there are some differences in rankings, the 10 languages are the same. Interestingly, they are not the same as the top 10 languages by the number of native speakers<sup>6</sup>, total speakers<sup>7</sup>, nor Internet web pages<sup>8</sup>.

## News Sources

Next, we count the number of unique news sources (website domains) for each language and compute the correlation between this source and the number of documents written in each language. We find a significant positive Spearman correlation coefficient for GDELT ( $\rho=.91$ ,  $p < .0001$ ) and ER ( $\rho=.94$ ,  $p < .0001$ ). This high correlation is trivial because more news sites naturally lead to more news articles to index.

We look into the unique domains in each dataset. Among 20,754 domains in ER and 63,268 domains in GDELT, 13,867 domains are common. We examine whether any pattern exists among the common domains. We first rank the domains by the number of articles that are published in each

<sup>6</sup><https://goo.gl/jjUxj1>

<sup>7</sup><https://goo.gl/VNBTcZ>

<sup>8</sup><https://goo.gl/c7Xm6l>

of them. We then compute how the proportion of common domains between two platforms change from the top 10% of domains (leftmost bar in Figure 2) to the bottom 10% of domains (rightmost bar in Figure 2).

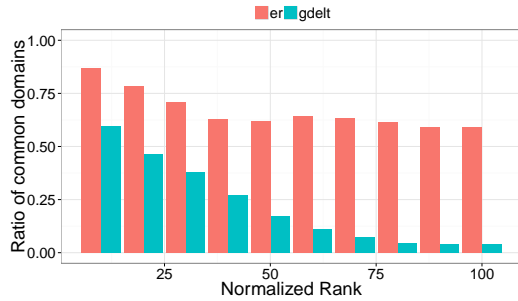


Figure 2: Proportion of common domains according to its rank

Figure 2 shows the proportion of common domains between the two platforms according to normalized rank. In GDELT, we see a clear pattern that a more active domain is likely to be common, and a less active domain tends to be found only in GDELT. However, in ER, this pattern is weak. The pattern holds only up to the top 40%, but the proportion of common domains does not vary much after that point. Moreover, it is surprising that ER does not index 40.3% of the top 10% of domains in GDELT. More than a half of top 10% to 20% of domains in GDELT are not indexed by ER. On the other hand, GDELT covers more of ER’s domains. Notably, 13.4% of the top 10% of domains in ER and 21.5% of the top 10% to 20% of domains in ER are not indexed by GDELT. This finding shows that, even though the number of unique websites indexed by ER is one-third of those indexed by GDELT, ER is not a simple subset of the top websites of GDELT. Rather, both platforms have unique sets of news sources independently, while having some common news sources. So it is likely that news coverage research based on each platform might show somewhat different results. Thus, studies are required to characterize the differences between news sites indexed by both platforms and find a way to address them.

We further examine the top sources (domains) of two datasets. Table 2 reports the top 10 ranked list of news sources in GDELT and 3 reports that in ER. Firstly, we see that there is no overlap between the two lists. Then, we find the few, top news sources have an extremely large number of articles in the two datasets compared to other sources. The average number of articles per source is 89.97 in GDELT and 67.60 in ER, and the median is 4 in GDELT and 6 in ER. Compared to these values, the top 10 biggest sources in Table 2 and 3 are extreme.

Figure 3 shows the dominant proportion of the top sources. News articles from the top 10% of sources account for 77.5% of the whole set of collected articles in ER and 79.2% of those in GDELT. This finding warns researchers to design experiments to see news coverage and interpret the result when using either of the two datasets. In contrast to of-

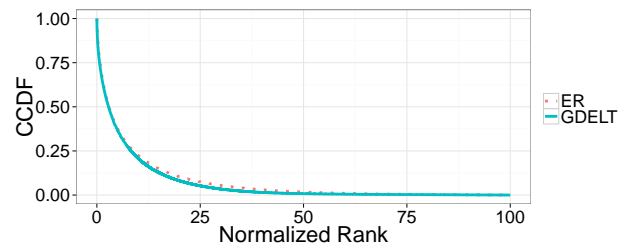


Figure 3: Proportion of articles from top x% of sources

fline news media that have limited resources (e.g., one-hour broadcasting news or 12” × 23” paper size of a newspaper) for publishing news, online news media have no physical limitations, and it costs less than print to publish news articles. This means that the number of news articles published by online news media might have less significant meaning compared to offline news media. Therefore, it requires a careful normalization when taking into account the number of articles published by each news source. Otherwise, the core measure in news coverage studies, “how many articles report a target incident,” could be biased by the behaviors of the dominant news media sources.

Again, an appropriate normalization technique should be carefully selected. In our case, the market share of each news medium, which indicates its reach to an audience, is typically considered as one of the prominent factors to infer its importance. None of these platforms offer such metrics. While ER is supposed to provide a field of “importance” in the source, its value is currently set to zero equally for all the news sources.

As a preliminary guideline, we test the method to infer the importance of each website based on its traffic, as used in the study by (Kwak and An 2014). We collect traffic information from the top 100 media sites in GDELT and ER from Alexa.com. Alexa shows the global rank of each website based on its traffic. We compute the Spearman correlation coefficients between the global rank of Alexa and the rank in both platforms. We find almost no correlation in GDELT ( $\rho=-.009$ ) and an insignificant, weak positive correlation in ER ( $\rho=.17$ ,  $p=.10$ ). This finding suggests that the number of articles published by a source should not be used as a proxy for its important or reach to an audience.

## News Geography

News geography is the extent to which countries are reported in the news internationally (Sreberny-Mohammadi 1984). Typically, the number of news articles mentioning a country is used as a measure of the news geography. The measure shows the selection bias by journalists, and it is widely used for research on foreign news coverage (Wilke, Heimprecht, and Cohen 2012; Kwak and An 2014).

GDELT extracts all the locations from the text and stores them in the “V2ENHANCEDLOCATIONS” field. Similarly, ER extracts all the concepts from the text and adds metadata to each concept. We extract concepts that have a valid value in the “location” and “country” fields.

Figure 4 shows the news geography of ER. The size of the territory of a country is proportional to the number of articles mentioning the country. We observe that the United States, United Kingdom, Germany, and Spain are overrepresented compared to their original territory. That is, ER contains more news articles mentioning events happening in those countries. The news geography of GDELT is similar, as we see in Figure 4 but China and Russia are represented more. We have omitted them due to lack of space.

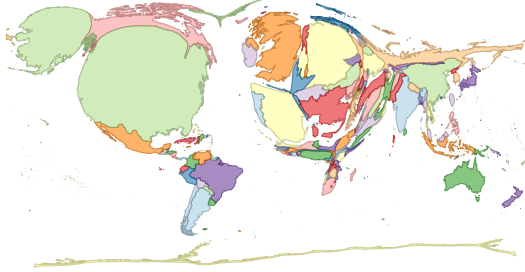


Figure 4: News geography of ER dataset

$D_{C_i}^E$  denotes the documents about country  $C_i$  in ER, and  $D_{C_j}^G$  denotes those about country  $C_j$  in GDELT. Then, we can define the news geography of ER and GDELT as an ordered list of the number of documents about country  $C_i$  ( $i = 1..n$ ) in ER and GDELT, respectively:

$$NG^E = [|D_{C_1}^E|, |D_{C_2}^E|, \dots, |D_{C_n}^E|]$$

$$NG^G = [|D_{C_1}^G|, |D_{C_2}^G|, \dots, |D_{C_n}^G|]$$

We can then measure the similarity between the news geography of both datasets by using  $\text{corr}(NG^E, NG^G)$ . We find a significantly high correlation between the news geographies of ER and GDELT ( $\rho=0.867$ ,  $p=1.896e-74$ ).

This finding is particularly surprising. In the previous section, we observe that the news sources indexed by both datasets are largely different, but what they regard as *news* are similar in terms of where an event happens. Our finding is adding up another evidence that journalists have a concept of “world hierarchy” (Chang 1998) in determining which is more important foreign news.

## Summary and Discussion

In this work, we compared two publicly available datasets on world news in terms of scale, news sources, and news geography. We found significant differences in scale and news sources, but they are similar in news geography.

We found that GDELT collects 2.26 times to 6.43 times more documents than ER does per day. GDELT indexes documents in 64.1 different languages per day on average, whereas ER indexes documents in 14 languages. The top 10 languages in both datasets are the same, with only subtle differences in ranking. However, these top 10 languages are not the same as those by the number of total speakers nor those by the language commonly used on the Internet.

We also discovered that GDELT indexes documents from 63,268 websites, and ER from 20,754 websites. Among them, 13,867 websites are common. We observe a trend that the websites with the biggest number of published documents are likely to be common, but at the same time, each dataset has a lot of unique websites publishing many documents.

The number of articles from a news source varies greatly across the sources. The top 10% of news sources publish about 80% of news articles, collected in both datasets. Also, we find that the number of documents from a source does not correlate with the web traffic of the corresponding source.

Finally, in spite of all the differences between the two datasets, we found that news geography obtained from both datasets are quite similar.

What we learned from this study is that we should carefully use GDELT and ER for research because the two datasets are quite different in terms of scale and news sources. It is essential for researchers to understand the data accurately prior to a deeper analysis of either dataset. This also encourages the sharing of the dataset (or, a set of document identifiers, at least) used in research.

Another practical consideration for research using both datasets is accessibility. In contrast to GDELT, which allows researchers to download the compressed raw files, ER provides the API with a rate limit. Even though we tried to maximize the size of the response, it took a few days to collect the articles used in this study.

For future research, we would collect additional information about news sources and propose a method to use both datasets together, considering the importance of each news source.

## References

- [Chang 1998] Chang, T.-K. 1998. All countries not created equal to be news world system and international communication. *Communication research* 25(5):528–563.
- [Heaven 2013] Heaven, D. 2013. World’s largest events database could predict conflict. *New Scientist* 218(2916):19–20.
- [Kwak and An 2014] Kwak, H., and An, J. 2014. A first look at global news coverage of disasters by using the gdelt dataset. In *Social Informatics*. Springer. 300–308.
- [Leetaru and Schrod 2013] Leetaru, K., and Schrod, P. A. 2013. Gdelt: Global data on events, location, and tone, 1979–2012. In *ISA Annual Convention*, volume 2, 4.
- [Rupnik et al. 2015] Rupnik, J.; Muhic, A.; Leban, G.; Skraba, P.; Fortuna, B.; and Grobelnik, M. 2015. News across languages-cross-lingual document similarity and event tracking. *arXiv preprint arXiv:1512.07046*.
- [Sreberny-Mohammadi 1984] Sreberny-Mohammadi, A. 1984. The world of the news study. *Journal of Communication* 34(1):121–134.
- [Ward et al. 2013] Ward, M. D.; Beger, A.; Cutler, J.; Dickenson, M.; Dorff, C.; and Radford, B. 2013. Comparing gdelt and icews event data. *Analysis* 21:267–297.
- [Wilke, Heimprecht, and Cohen 2012] Wilke, J.; Heimprecht, C.; and Cohen, A. 2012. The geography of foreign news on television a comparative study of 17 countries. *International Communication Gazette* 74(4):301–322.