

Personalized Advertisement Recommendation: A Ranking Approach to Address the Ubiquitous Click Sparsity Problem

Sougata Chaudhuri

Department of Statistics

University of Michigan, Ann Arbor

Georgios Theodorou

Adobe Big Data Experience Lab

Mohammad Ghavamzadeh

Adobe Big Data Experience Lab

Abstract

We study the problem of personalized advertisement recommendation (PAR), which consist of a user visiting a system (website) and the system displaying one of K ads to the user. The system uses an internal ad recommendation policy to map the user's profile (context) to one of the ads. The user either clicks or ignores the ad and correspondingly, the system updates its recommendation policy. PAR problem is usually tackled by scalable *contextual bandit* algorithms, where the policies are generally based on classifiers. A practical problem in PAR is extreme click sparsity, due to very few users actually clicking on ads. We systematically study the drawback of using contextual bandit algorithms based on classifier-based policies, in face of extreme click sparsity. We then suggest an alternate policy, based on rankers, learnt by optimizing the Area Under the Curve (AUC) ranking loss, which can significantly alleviate the problem of click sparsity. We conduct extensive experiments on public datasets, as well as three industry proprietary datasets, to illustrate the improvement in click-through-rate (CTR) obtained by using the ranker-based policy over classifier-based policies.

Introduction

Personalized advertisement recommendation (PAR) system is intrinsic to many major tech companies like Google, Yahoo, Facebook and others. The particular PAR setting we study here consists of a policy that displays one of the K possible ads/offers, when a user visits the system. The user's profile is represented as a context vector, consisting of relevant information like demographics, geo-location, frequency of visits, etc. Depending on whether user clicks on the ad, the system gets a reward of value 1, which in practice translates to dollar revenue. The policy is (continuously) updated from historical data, which consist of tuples of the form $\{user\ context, displayed\ ad, reward\}$. We will, in this paper, concern ourselves with PAR systems that are geared towards maximizing total number of clicks.

The plethora of papers written on the PAR problem makes it impossible to provide an exhaustive list. Interested read-

ers may refer to a recent paper by a team of researchers in Google [McMahan and others, 2013] and references therein. While the techniques in different papers differ in their details, the majority of them can be analyzed under the umbrella framework of *contextual bandits* [Langford and Zhang, 2008]. The term *bandit* refers to the fact that the system only gets to see the user's feedback on the ad that was displayed, and not on any other ad. Bandit information leads to difficulty in estimating the expected reward of a new or a relatively unexplored ad (the *cold start* problem). Thus, contextual bandit algorithms, during prediction, usually balance between *exploitation* and *exploration*. Exploitation consists of predicting according to the current recommendation policy, which usually selects the ad with the maximum estimated reward, and exploration consists of systematically choosing some other ad to display, to gather more information about it.

Most contextual bandit algorithms aim to learn a policy that is essentially some form of multi-class classifier. For example, one important class of contextual bandit algorithms learn a classifier per ad from the batch of data [Richardson, Dominowska, and Ragno, 2007; McMahan and others, 2013; He and others, 2014] and convert it into a policy, that displays the ad with the highest classifier score to the user (exploitation). Some exploration techniques, like explicit ϵ -greedy [Koh and Gupta, 2014; Theodorou, Thomas, and Ghavamzadeh, 2015] or implicit Bayesian type sampling from the posterior distribution maintained on classifier parameters [Chapelle and Li, 2011] are sometimes combined with this exploitation strategy. Other, more theoretically sophisticated online bandit algorithms, essentially learn a cost-sensitive multi-class classifier by updating after every round of user-system interaction [Dudik et al., 2011; Agarwal et al., 2014].

Despite the fact that PAR has always been mentioned as one of the main applications of CB algorithms, there has not been much investigation into the practical issues raised in using classifier-based policies for PAR. The potential difficulty in using such policies in PAR stems from the problem of *click sparsity*, i.e., very few users actually ever click on online ads and this lack of positive feedback makes it difficult to learn good classifiers. Our main objective here is to study this important practical issue and we list our contributions:

- We detail the framework of contextual bandit algorithms and discuss the problem associated with click sparsity.

- We suggest a simple ranker-based policy to overcome the click sparsity problem. The rankers are learnt by optimizing the *Area Under Curve* (AUC) ranking loss via *stochastic gradient descent* (SGD) [Shamir and Zhang, 2013], leading to a highly scalable algorithm. The rankers are then combined to create a recommendation policy.
- We conduct extensive experiments to illustrate the improvement provided by our suggested method over both linear and ensemble classifier-based policies for the PAR problem. Our first set of experiments compare *deterministic policies* on publicly available classification datasets, that are converted to bandit datasets following standard techniques. Our second set of experiments compare *stochastic policies* on three proprietary bandit datasets, for which we employ a high confidence offline contextual bandit evaluation technique.

Contextual Bandit (CB) Approach to PAR

The main contextual bandit algorithms can be largely divided into two classes: those that make specific parametric assumption about the reward generation process and those that simply assume that context and rewards are generated i.i.d. from some distribution. The two major algorithms in the first domain are LinUCB [Chu et al., 2011] and Thompson sampling [Agrawal and Goyal, 2013]. Both algorithms assume that the reward of each ad (arm) is a continuous linear function of some unknown parameter, which is not a suitable assumption for click-based *binary* reward in PAR. Moreover, both algorithms assume that there is context information available for each ad, while we assume availability of only user context in our setting. Thus, from now on, we focus on the second class of the contextual bandit algorithms. We provide a formal description of the framework of contextual bandits suited to the PAR setting, and then discuss the problem that arises due to click sparsity.

Let $\mathcal{X} \subseteq \mathbb{R}^d$ and $[K] = \{1, 2, \dots, K\}$ denote the user context space and K different ads/arms. At each round, it is assumed that a pair (x, r) is drawn i.i.d. from some unknown joint distribution D over $\mathcal{X} \times \{0, 1\}^K$. Here, $x \in \mathcal{X}$ and $r \in \{0, 1\}^K$ represent the user context vector and the full reward vector, i.e., the user’s true preference for all the ads (the full reward vector is unknown to the algorithm). Π is the space of policies such that for any $\pi \in \Pi$, $\pi : \mathcal{X} \mapsto [K]$. Contextual bandit algorithms have the following steps:

- At each round t , the context vector x_t is revealed, i.e., a user visits the system.
- The system selects ad a_t according to the current policy $\pi_t \in \Pi$ (exploitation strategy). Optionally, an exploration strategy is sometimes added, creating a distribution $p_t(\cdot)$ over the ads and a_t is drawn from $p_t(\cdot)$. Policy π_t and distribution p_t are sometimes used synonymously by considering π_t to be a stochastic policy.
- Reward r_{t,a_t} is revealed and the new policy $\pi_{t+1} \in \Pi$ is computed, using information $\{x_t, a_t, r_{t,a_t}\}$. We *emphasize* that the system does not get to know $r_{t,a'}, \forall a' \neq a_t$.

Assuming the user-system interaction happens over T rounds, the objective of the system is to maximize its cumulative reward, i.e., $\sum_{t=1}^T r_{t,a_t}$. Note that since rewards are assumed to be binary, $\sum_{t=1}^T r_{t,a_t}$ is precisely the total number of clicks and $\frac{\sum_{t=1}^T r_{t,a_t}}{T}$ is the overall CTR of the recommendation algorithm. Theoretically, performance of a bandit algorithm is analyzed via the concept of *regret*, i.e.,

$$\text{Regret}(T) = \underbrace{\sum_{t=1}^T r_{t,\pi^*(x_t)}}_{\text{optimal policy's cumulative reward}} - \underbrace{\sum_{t=1}^T r_{t,a_t}}_{\text{algorithm's cumulative reward}}$$

where $\pi^* = \operatorname{argmax}_{\pi \in \Pi} \sum_{t=1}^T r_{t,\pi(x_t)}$. The desired property of any contextual bandit algorithm is to have a sublinear (in T) bound on $\text{Regret}(T)$ (in expectation or high probability), i.e., $\text{Regret}(T) \leq o(T)$. *This guarantees that, at least, the algorithm converges to the optimal policy π^* asymptotically.*

Practical Issues with CB Policy Space

Policy space Π considered for major contextual bandit algorithms are based on classifiers. They can be tuples of binary classifiers, with one classifier per ad, or global cost-sensitive multi-class classifier, depending on the nature of the bandit algorithm. Since clicks on the ads are rare and small improvement in click-through rate can lead to significant reward, it is vital for the policy space to have good policies that can identify the correct ads for the rare users who are highly likely to click on them. Extreme click sparsity makes it *very practically challenging* to design a classifier-based policy space, where policies can identify the correct ads for rare users. *Crucially, contextual bandit algorithms are only concerned with converging as fast as possible to the best policy π^* in the policy space Π and do not take into account the nature of the policies. Hence, if the optimal policy in the policy space does a poor job in identifying correct ads, then the bandit algorithm will have very low cumulative reward, regardless of its sophistication.* We discuss how click sparsity hinders in the design of different types of classifier-based policies.

Binary Classifier Based Policies

Contextual bandit algorithms are traditionally presented as online algorithms, with continuous update of policies. Usually, in industrial PAR systems, it is highly impractical to update policies continuously, due to thousands of users visiting a system in a small time frame. Thus, policy update happens, i.e. new policy is learnt, after intervals of time, using the bandit data produced from the interaction between the current policy and users, collected in batch. It is convenient to learn a binary classifier per ad in such a setting. To explain the process concisely, we note that the bandit data consists of tuples of the form $\{x, a, r_a\}$. For each ad a , the users who had not clicked on the ad ($r_a=0$) would be considered as negative examples and the users who had clicked on the ad ($r_a=1$) would be considered as positive examples, creating a binary training set for ad a . The K binary classifiers are converted into a recommendation policy using a “one-vs-all” method [Rifkin and

Klautau, 2004]. Thus, each policy in policy space Π can be considered to be a tuple of K binary classifiers.

A number of research publications show that researchers consider binary linear classifiers, that are learnt by optimizing the logistic loss [Richardson, Dominowska, and Ragno, 2007], while ensemble classifiers, like random forests, are also becoming popular [Koh and Gupta, 2014]. We note that the majority of the papers that learn a logistic linear classifier focus on feature selection [He and others, 2014], novel regularizations to tackle high-dimensional context vectors [McMahan and others, 2013], or propose clever combinations of logistic classifiers [Agarwal et al., 2009].

Click sparsity poses difficulty in design of accurate binary classifiers in the following way: for an ad a , there will be very few clicks on the ad as compared to the number of users who did not click on the ad. A binary classifier learnt in such setting will almost always predict that its corresponding ad will not be clicked by a user, failing to identify the rare, but very important, users who are likely to click on the ad. This is colloquially referred to as “class imbalance problem” in binary classification [Japkowicz and Stephen, 2002]. Due to the extreme nature of the imbalance problem, tricks like under-sampling of negative examples or oversampling of positive examples [Chawla, Japkowicz, and Kotcz, 2004] are not very useful. More sophisticated techniques like cost-sensitive svms require prior knowledge about importance of each class, which is not generally available in the PAR setting.

Note- Some of the referenced papers do not have explicit mention of CBs because the focus in those papers is on the issues related to classifier learning process, involving type of regularization, overcoming curse of dimensionality, scalability etc. The important issue of extreme class imbalance has not received sufficient attention (Sec 6.2, [He and others, 2014]). When the classifiers are used to predict ads, the technique is a particular CB algorithm (the exact exploration+exploitation mix is often not revealed).

Cost Sensitive Multi-Class Classifier Based Policies

Another type of policy space consist of cost-sensitive multi-class classifiers [Langford and Zhang, 2008; Dudik et al., 2011; Agarwal et al., 2014]. They can be cost-sensitive multi-class svms [Cao, Zhao, and Zaiane, 2013], multi-class logistic classifiers or filter trees [Beygelzimer, Langford, and Ravikumar, 2007]. Click sparsity poses slightly different kind of problem in practically designing a policy space of such classifiers.

Cost sensitive multi-class classifier works as follows: assume a context-reward vector pair (x, r) is generated as described in the PAR setting. The classifier will try to select a class (ad) a such that the reward r_a is maximum among all choices of $r_{a'}, \forall a' \in [K]$ (we consider reward maximizing classifiers, instead of cost minimizing classifiers). Unlike in traditional multi-class classification, where one entry of r is 1 and all other entries are 0; in cost sensitive classification, r can have any combination of 1 and 0. Now consider the reward vectors r_t s generated over T rounds. A poor quality classifier π^p , which fails to identify the correct ad for most users x_t , will have very low average reward, i.e., $\frac{\sum_{t=1}^T r_{t, \pi^p(x_t)}}{T} \sim O(\epsilon)$, with $\epsilon \sim 0$. From the model perspective, extreme click spar-

sity translates to almost all reward vectors r_t being $\vec{0}$. Thus, even a very good classifier π^g , which can identify the correct ad a_t for almost all users, will have very low average reward, i.e., $\frac{\sum_{t=1}^T r_{t, \pi^g(x_t)}}{T} \sim O(\epsilon)$. From a practical perspective, it is difficult to distinguish between the performance of a good and poor classifier, in face of extreme sparsity, and thus, cost sensitive multi-class classifiers are not ideal policies for contextual bandits addressing the PAR problem.

AUC Optimized Ranker

We propose a ranking-based alternative to learning a classifier per ad, in the offline setting, that is capable of overcoming the click sparsity problem. We learn a ranker per ad by optimizing the Area Under the Curve (AUC) loss, and use a ranking score normalization technique to create a policy mapping context to ad. We note that AUC is a popular measure used to evaluate a classifier on an imbalanced dataset. However, our objective is to explicitly use the loss to learn a ranker that overcomes the imbalance problem and then create a context to ad mapping policy.

Ranker Learning Technique: For an ad a , let $S^+ = \{x : r_a = 1\}$ and $S^- = \{x : r_a = 0\}$ be the set of positive and negative instances, respectively. Let f_w be a linear ranking function parameterized by $w \in \mathbb{R}^d$, i.e., $f_w(x) = w \cdot x$ (inner product). AUC-based loss (AUCL) is a ranking loss that is minimized when positive instances get higher scores than negative instances, i.e., the positive instances are ranked higher than the negatives when instances are sorted in descending order of their scores [Cortes and Mohri, 2004]. Formally, we define empirical AUCL for function $f_w(\cdot)$

$$\text{AUCL} = \frac{1}{|S^+||S^-|} \sum_{x^+ \in S^+} \sum_{x^- \in S^-} \mathbb{1}(\underbrace{f_w(x^+) - f_w(x^-)}_t < 0).$$

Direct optimization of AUCL is a NP-hard problem, since AUCL is sum of discontinuous indicator functions. To make the objective function computationally tractable, the indicator functions are replaced by a continuous, convex surrogate $\ell(t)$. Examples include hinge $\ell(t) = [1 - t]_+$ and logistic $\ell(t) = \log(1 + \exp(-t))$ surrogates. Thus, the final objective function to optimize is

$$L(w) = \frac{1}{|S^+||S^-|} \sum_{x^+ \in S^+} \sum_{x^- \in S^-} \underbrace{\ell(f_w(x^+) - f_w(x^-))}_t. \quad (1)$$

Note: Since AUCL is a ranking loss, the concept of class imbalance ceases to be a problem. Irrespective of the number of positive and negative instances in the training set, the position of a positive instance w.r.t to a negative instance in the final ranked list is the only matter of concern in AUCL calculation.

Optimization Procedure

The objective function (1) is a convex function and can be efficiently optimized by *stochastic gradient descent* (SGD) procedure [Shamir and Zhang, 2013]. One computational issue associated with AUCL is that it pairs every positive and negative instance, effectively squaring the training set size. The SGD procedure easily overcomes this computational issue.

At every step of SGD, a positive and a negative instance are randomly selected from the training set, followed by a gradient descent step. This makes the training procedure memory-efficient and mimics full gradient descent optimization on the entire loss. We also note that the rankers for the ads can be trained in parallel and any regularizer like $\|w\|_1$ and $\|w\|_2$ can be added to (1), to introduce sparsity or avoid overfitting. Lastly, powerful non-linear kernel ranking functions can be learnt in place of linear ranking functions, but at the cost of memory efficiency, and the rankers can even be learnt online, from streaming data [Zhao et al., 2011].

Constructing Policy from Rankers

Similar to learning a classifier per ad, a separate ranking function $f_{w_a}(\cdot)$ is learnt for each ad a from the bandit batch data. Then the following technique is used to convert the K separate ranking functions into a recommendation policy. First, a threshold score s_a is learnt for each action $a \in [K]$ separately (see the details below), and then for a new user x , the combined policy π works as follows:

$$\pi(x) = \operatorname{argmax}_{a \in [K]} (f_{w_a}(x) - s_a). \quad (2)$$

Thus, π maps x to ad a with maximum “normalized score”. This normalization negates the inherent scoring bias that might exist for each ranking function. That is, a ranking function for an action $a \in [K]$ might learn to score all instances (both positive and negative) higher than a ranking function for an action $b \in [K]$. Therefore, for a new instance x , ranking function for a will always give a higher score than the ranking function for b , leading to possible incorrect predictions.

Learning Threshold Score s_a : After learning the ranking function $f_{w_a}(\cdot)$ from the training data, the threshold score s_a is learnt by maximizing some classification measure like precision, recall, or F-score on the same training set. That is, score of each (positive or negative) instance in the training set is calculated and the classification measure corresponding to different thresholds are compared. The threshold that gives the maximum measure value is assigned to s_a .

Competing Policies and Evaluation Techniques

To support our hypothesis that ranker based policies address the click-sparsity problem better than classifier based policies, we set up two sets of experiments. We a) compared deterministic policies (only “exploitation”) on full information (classification) datasets and b) compared stochastic policies (“exploitation + exploration”) on bandit datasets, with a specific offline evaluation technique. Both of our experiments were designed for batch learning setting, with policies constructed from separate classifiers/rankers per ad. The classifiers considered were **linear** and **ensemble RandomForest** classifiers and ranker considered was the **AUC optimized ranker**.

Deterministic Policies: Policies from the trained classifiers were constructed using the “one-vs-all” technique, i.e., for a new user x , the ad with the maximum score according to the classifiers was predicted. For the policy constructed

from rankers, the ad with the maximum shifted score according to the rankers was predicted, using Eq. 2. Deterministic policies are “exploit only” policies.

Stochastic Policies: Stochastic policies were constructed from deterministic policies by adding an ϵ -greedy exploration technique on top. Briefly, let one of the stochastic policies be denoted by π_ϵ and let $\epsilon \in [0, 1]$. For a context x in the test set, $\pi_\epsilon(a|x) = 1 - \epsilon$, if a was the offer with the maximum score according to the underlying deterministic policy, and $\pi_\epsilon(a|x) = \frac{\epsilon}{K-1}$, otherwise (K is the total number of offers). Thus, π_ϵ is a probability distribution over the offers. Stochastic policies are “exploit+ explore” policies.

Evaluation on Full Information Classification Data

Benchmark bandit data are usually hard to obtain in public domains. So, we compared the deterministic policies on benchmark K -class classification data, converted to K -class bandit data, using the technique in [Langford, Li, and Dudik, 2011]. Briefly, the standard conversion technique is as follows: A K -class dataset is randomly split into training set X_{train} and test set X_{test} (in our experiments, we used 70 – 30 split). *Only the labeled training set is converted into bandit data, as per procedure.* Let $\{x, a\}$ be an instance and the corresponding class in the training set. A class $a' \in [K]$ is selected uniformly at random. If $a = a'$, a reward of 1 is assigned to x ; otherwise, a reward of 0 is assigned. The new bandit instance is of the form $\{x, a', 1\}$ or $\{x, a', 0\}$, and the true class a is hidden. The bandit data is then divided into K separate binary class training sets, as detailed in the section “Binary Classifier based Policies”.

Evaluation Technique: We compared the *deterministic policies* by calculating the CTR of each policy. For a policy π , CTR on a test set of cardinality n is measured as:

$$\frac{1}{n} \sum_{(x,a) \in \text{test set}} \mathbb{1}(\pi(x) = a) \quad (3)$$

Note that we can calculate the true CTR of a policy π because the correct class a for an instance x is known in the test set.

Evaluation on Bandit Information Data

Bandit datasets have both training and test sets in bandit form, and datasets we use are industry proprietary in nature.

Evaluation Technique: We compared the *stochastic policies* on bandit datasets. Comparison of policies on bandit test set comes with the following unique challenge: for a stochastic policy π , the expected reward is $\rho(\pi) = \mathbb{E}_{a \sim \pi(\cdot|x)} r_a = \sum_a r_a \pi(a|x)$, for a test context x (with the true CTR of π being average of expected reward over entire test set). *Since the bandit form of test data does not give any information about rewards for offers which were not displayed, it is not possible to calculate the expected reward!*

We evaluated the policies using a particular offline contextual bandit policy evaluation technique. There exist various such evaluation techniques in the literature, with adequate discussion about the process [Li et al., 2011]. We used one of the importance weighted techniques as described in Theocharous et al. [2015]. The reason was that we could give

high confidence lower bound on the performance of the policies. We provide the mathematical details of the technique.

The bandit test data was logged from the interaction between users and a fully random policy π_u , over an interaction window. The random policy produced the following distribution over offers: $\pi_u(a|x) = \frac{1}{K}$, $\forall a \in [K]$. For an instance $\{x, a', r_{a'}\}$ in the test set, the importance weighted reward of evaluation policy π is computed as $\hat{\rho}(\pi) = r_{a'} \frac{\pi(a'|x)}{\pi_u(a'|x)}$. The importance weighted reward is an unbiased estimator of the true expected reward of π , i.e., $\mathbb{E}_{a' \sim \pi_u(\cdot|x)} \hat{\rho}(\pi) = \rho(\pi)$.

Let the cardinality of the test set be n . The **importance weighted CTR of π** is defined as

$$\frac{1}{n} \sum_{i=1}^n r_{a_i} \frac{\pi(a_i|x_i)}{\pi_u(a_i|x_i)} \quad (4)$$

Since (x, r) are assumed to be generated i.i.d., the importance weighted CTR is an unbiased estimator of the true CTR of π . Moreover, it is possible to construct a *t-test* based **lower confidence bound** on the expected reward, using the unbiased estimator, as follows: let $X_i = r_{a_i} \frac{\pi(a_i|x_i)}{\pi_u(a_i|x_i)}$,

$\hat{X} = \frac{1}{n} \sum_{i=1}^n X_i$, and $\sigma = \sqrt{\frac{1}{n-1} \sum_{i=1}^n (X_i - \hat{X})^2}$. Then,

\hat{X} = importance weighted CTR and

$$\hat{X} - \frac{\sigma}{\sqrt{n}} t_{1-\delta, n-1} \quad (5)$$

is a $1 - \delta$ **lower confidence bound** on the true CTR. Thus, during evaluation, we plotted the importance weighted CTR and lower confidence bounds for the competing policies.

Empirical Results

We detail the parameters and results of our experiments.

Linear Classifiers and Ranker: For each ad a , a linear classifier was learnt by optimizing the logistic surrogate, while a linear ranker was learnt by optimizing the objective function (1), with $\ell(\cdot)$ being the logistic surrogate. Since we did not have the problem of sparse high-dimensional features in our datasets, we added an ℓ_2 regularizer instead of ℓ_1 regularizer. We applied SGD with 1 million iterations; varied the parameter λ of the ℓ_2 regularizer in the set $\{0.01, 0.1, 1, 10\}$ and recorded the best result.

Ensemble Classifiers: We learnt a RandomForest classifier for each ad a . The RandomForests were composed of 200 trees, both for computational feasibility and for the more theoretical reason outlined in [Koh and Gupta, 2014].

Comparison of Deterministic Policies

Datasets: The multi-class datasets are detailed in Table 1.

Evaluation: To compare the deterministic policies, we conducted two sets of experiments; one without under-sampling of negative classes during training (i.e., no class balancing) and another with heavy under-sampling of negative classes (artificial class balancing). Training and testing were repeated 10 times for each dataset to account for the randomness introduced during conversion of classification training

data to bandit training data, and the average accuracy over the runs are reported. Figure 1 top and bottom show performance of various policies learnt without and with under-sampling during training, respectively. Under-sampling was done to make positive:negative ratio as 1:2 for every class (this basically means that Avg % positive was 33%). *The ratio of 1:2 generally gave the best results.*

Observations: **a)** With heavy under-sampling, the performance of classifier-based policies improve significantly during training. Ranker-based policy is not affected, validating that class imbalance does not affect ranking loss, **b)** The linear ranker-based policy performs uniformly better than the linear classifier-based policy, with or without under-sampling. This shows that restricting to same class of functions (linear), rankers handles class-imbalance much better than classifiers **c)** The linear ranker-based policy does better than more complex RandomForest (RF) based policy, when no under-sampling is done during training, and is competitive when under-sampling is done, and **d)** Complex classifiers like RFs are relatively robust to moderate class imbalance. However, as we will see in real datasets, when class imbalance is extreme, gain from using a ranker-based policy becomes prominent. Moreover, growing big forests may be infeasible due to memory constraints,

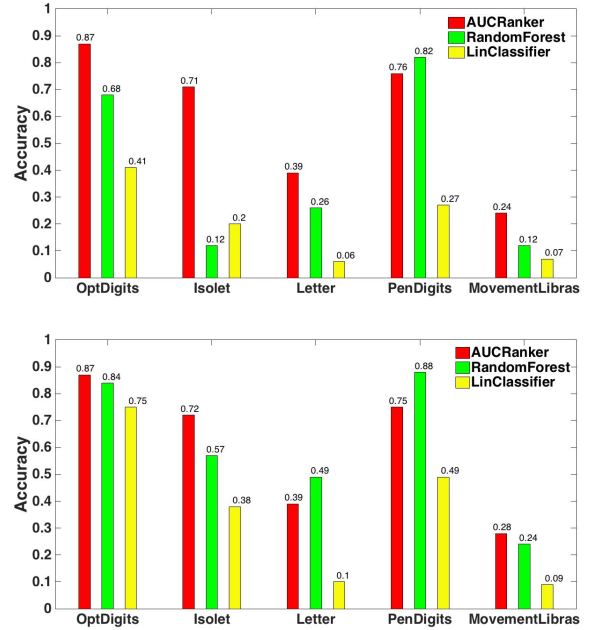


Figure 1: Comparison of classification accuracy of various policies for different datasets, Top- **without under-sampling** and Bottom- **with under-sampling**. See **Observations** for details

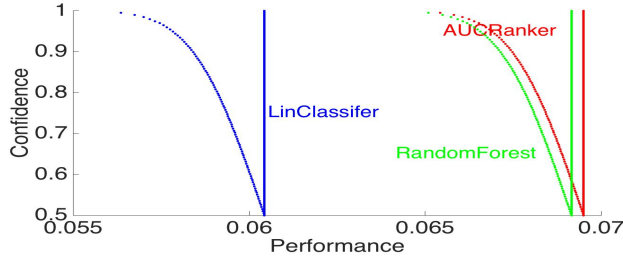
Comparison of Stochastic Policies

Our next set of experiments were conducted on three different datasets that are property of a major technology company.

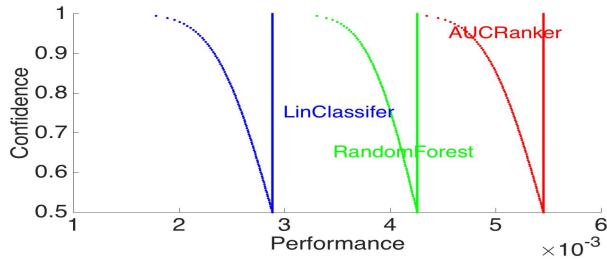
Datasets: Two of the datasets were collected from campaigns run by two major banks and another from campaign

Table 1: All datasets were obtained from UCI repository (<https://archive.ics.uci.edu/ml/>). Five different datasets were selected. In the table, size represents the number of examples in the complete dataset. Features indicate the dimension of the instances. Avg. % positive gives the number of positive instances per class, divided by the total number of instances for that class, in the bandit training set, averaged over all classes. The lower the value, the more is the imbalance per class during training.

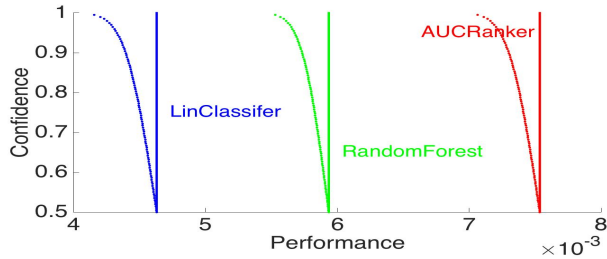
	OptDigits	Isolet	Letter	PenDigits	Movementlibras
Size	5620	7797	20000	10992	360
Features	64	617	16	16	91
Classes	10	26	26	10	15
Avg. % positive	10	4	4	10	7



(a) Hotel- moderate click sparsity



(b) Bank 1- extreme click sparsity



(c) Bank 2- extreme click sparsity

Figure 2: Importance weighted CTR and lower confidence bounds for policies. Ranking based approach **gains 15-25 % in importance weighted CTR** over RF based approach on data with **extreme click sparsity**. Classifiers were trained after **class balancing**.

run by a major hotel chain. When a user visited the campaign website, she was either assigned to a targeted policy or a purely random policy. The targeted policy was some specific ad serving policy, particular to the campaign. The data was collected in the form $\{x, a, r_a\}$, where x denotes the user con-

Table 2: Information about the training sets

Domain	Offer	Impressions	Avg. % Positive (Clicks/Impressions)
Hotel			
	1	36164	8.1
	2	37944	8.2
	3	30871	7.8
	4	32765	7.7
	5	20719	5.5
Bank 1			
	1	37750	0.17
	2	38254	0.40
	3	182191	0.45
	4	168789	0.30
	5	17291	0.23

text, a denotes the offer displayed, and $r_a \in \{0, 1\}$ denotes the reward received. We trained our competing policies on data collected from the targeted policy and testing was done on the data collected from the random policy. We focused on the top-5 offers by number of impressions in the training set. Table 2 provides information about the training sets collected from the hotel and one of the bank’s campaigns. The second bank’s campaign has similar training set as the first one. *As can be clearly observed, each offer in the bank’s campaign suffers from extreme click sparsity.*

Feature Selection: We used a feature selection strategy to select around 20% of the users’ features, as some of the features were of poor quality and led to difficulty in learning. We used the *information gain* criteria to select features [Cheng, Wang, and Bryant, 2012].

Results: Figures 2(a), 2(b), and 2(c) show the results of our experiments. We used heavy under-sampling of negative examples, at the ratio 1:1 for positive:negative examples per offer, while training the classifiers. During evaluation, $\epsilon = 0.2$ was used as exploration parameter. Taking $\epsilon < 0.2$, meaning more exploitation, did not yield better results.

Observations: **a)** The ranker-based policy generally performed better than the classifier-based policies. **b)** For the bank campaigns, *where the click sparsity problem is extremely severe, it can be stated with high confidence that the ranker-based policy performed significantly better than classifier based policies.* This shows that the ranker-based policy can handle class imbalance better than the classifier policies.

References

- [Agarwal et al., 2009] Agarwal, D.; Gabrilovich, E.; Hall, R.; Josifovski, V.; and Khanna, R. 2009. Translating relevance scores to probabilities for contextual advertising. In *Proceedings of the 18th ACM conference on Information and knowledge management*, 1899–1902. ACM.
- [Agarwal et al., 2014] Agarwal, A.; Hsu, D.; Kale, S.; Langford, J.; Li, L.; and Schapire, R. 2014. Taming the monster: A fast and simple algorithm for contextual bandits. In *Proceedings of the 31st International Conference on Machine Learning*, 1638–1646.
- [Agrawal and Goyal, 2013] Agrawal, S., and Goyal, N. 2013. Thompson sampling for contextual bandits with linear payoffs. In *Proceedings of the 30th International Conference on Machine Learning*, 127–135.
- [Beygelzimer, Langford, and Ravikumar, 2007] Beygelzimer, A.; Langford, J.; and Ravikumar, P. 2007. Multiclass classification with filter trees. *Preprint*, June 2.
- [Calders and Jaroszewicz, 2007] Caldere, T., and Jaroszewicz, S. 2007. Efficient AUC optimization for classification. In *Knowledge Discovery in Databases: PKDD 2007*. Springer, 42–53.
- [Cao, Zhao, and Zaiane, 2013] Cao, P.; Zhao, D.; and Zaiane, O. 2013. An optimized cost-sensitive svm for imbalanced data learning. In *Advances in Knowledge Discovery and Data Mining*. Springer, 280–292.
- [Chapelle and Li, 2011] Chapelle, O., and Li, L. 2011. An empirical evaluation of thompson sampling. In *Advances in neural information processing systems*, 2249–2257.
- [Chawla, Japkowicz, and Kotcz, 2004] Chawla, N.; Japkowicz, N.; and Kotcz, A. 2004. Editorial: special issue on learning from imbalanced data sets. *ACM Sigkdd Explorations Newsletter* 6(1):1–6.
- [Cheng, Wang, and Bryant, 2012] Cheng, T.; Wang, Y.; and Bryant, S. 2012. FSelector: a ruby gem for feature selection. *Bioinformatics* 28(21):2851–2852.
- [Chu et al., 2011] Chu, W.; Li, L.; Reyzin, L.; and Schapire, R. 2011. Contextual bandits with linear payoff functions. In *International Conference on Artificial Intelligence and Statistics*, 208–214.
- [Cortes and Mohri, 2004] Cortes, C., and Mohri, M. 2004. AUC optimization vs. error rate minimization. *Advances in neural information processing systems* 16(16):313–320.
- [Dudik et al., 2011] Dudik, M.; Hsu, D.; Kale, S.; Karampatziakis, N.; Langford, J.; Reyzin, L.; and Zhang, T. 2011. Efficient optimal learning for contextual bandits. *Proceedings of the 27th Conference on Uncertainty in Artificial Intelligence*, 2011.
- [He and others, 2014] He, X., et al. 2014. Practical lessons from predicting clicks on ads at facebook. In *Proceedings of 20th ACM SIGKDD Conference on Knowledge Discovery and Data Mining*, 1–9. ACM.
- [Japkowicz and Stephen, 2002] Japkowicz, N., and Stephen, S. 2002. The class imbalance problem: A systematic study. *Intelligent data analysis* 6(5):429–449.
- [Koh and Gupta, 2014] Koh, E., and Gupta, N. 2014. An empirical evaluation of ensemble decision trees to improve personalization on advertisement. In *Proceedings of KDD 14 Second Workshop on User Engagement Optimization*.
- [Langford and Zhang, 2008] Langford, J., and Zhang, T. 2008. The epoch-greedy algorithm for multi-armed bandits with side information. In *Advances in neural information processing systems*, 817–824.
- [Langford, Li, and Dudik, 2011] Langford, J.; Li, L.; and Dudik, M. 2011. Doubly robust policy evaluation and learning. In *Proceedings of the 28th International Conference on Machine Learning*, 1097–1104.
- [Li et al., 2011] Li, L.; Chu, W.; Langford, J.; and Wang, X. 2011. Unbiased offline evaluation of contextual-bandit-based news article recommendation algorithms. In *Proceedings of the fourth ACM international conference on Web search and data mining*, 297–306. ACM.
- [McMahan and others, 2013] McMahan, H., et al. 2013. Ad click prediction: a view from the trenches. In *Proceedings of the 19th ACM SIGKDD international conference on Knowledge discovery and data mining*, 1222–1230. ACM.
- [Richardson, Dominowska, and Ragno, 2007] Richardson, M.; Dominowska, E.; and Ragno, R. 2007. Predicting clicks: estimating the click-through rate for new ads. In *Proceedings of the 16th international conference on World Wide Web*, 521–530. ACM.
- [Rifkin and Klautau, 2004] Rifkin, R., and Klautau, A. 2004. In defense of one-vs-all classification. *The Journal of Machine Learning Research* 5:101–141.
- [Shamir and Zhang, 2013] Shamir, O., and Zhang, T. 2013. Stochastic gradient descent for non-smooth optimization: Convergence results and optimal averaging schemes. In *Proceedings of the 30th International Conference on Machine Learning*, 2013, 71–79.
- [Theocharous, Thomas, and Ghavamzadeh, 2015] Theocharous, G.; Thomas, P.; and Ghavamzadeh, M. 2015. Ad recommendation systems for life-time value optimization. In *Proceedings of the 24th International Conference on World Wide Web Companion*, 1305–1310.
- [Thomas, Theocharous, and Ghavamzadeh, 2015] Thomas, P.; Theocharous, G.; and Ghavamzadeh, M. 2015. High confidence off-policy evaluation. In *Proceedings of the Twenty-Ninth Conference on Artificial Intelligence*.
- [Zhao et al., 2011] Zhao, P.; Jin, R.; Yang, T.; and Hoi, S. C. 2011. Online auc maximization. In *Proceedings of the 28th International Conference on Machine Learning (ICML-11)*, 233–240.