

A jammer's perspective of reachability and LQ optimal control [★]

Sukumar Srikant ^a, Debasish Chatterjee ^a,

^aSystems & Control Engineering, Indian Institute of Technology Bombay, Powai, Mumbai 400076, India.

Abstract

This article treats two problems dealing with control of linear systems in the presence of a jammer that can sporadically turn off the control signal. The first problem treats the standard reachability problem, and the second treats the standard linear quadratic regulator problem under the above class of jamming signals. We provide necessary and sufficient conditions for optimality based on a nonsmooth Pontryagin maximum principle.

Key words: sparse control, L_0 -seminorm, optimal control, adaptive control

1 Introduction

Given a controllable linear system

$$\dot{x}(t) = Ax(t) + Bu_1(t)$$

with $x(t) \in \mathbb{R}^d$ and $u_1(t) \in \mathbb{R}^m$,¹ we let a jammer corrupt the control u_1 with a signal $t \mapsto u_2(t) \in \{0, 1\}$ that enters multiplicatively, and that can sporadically be “turned off”, i.e., set to 0. The effect, therefore, of u_2 turning off is that the control u_1 is deactivated simultaneously, and the system evolves in open-loop. The signal u_2 provides a standard model for denial-of-service attacks for control systems in which the controller communicates with the plant over a network, and such models have been extensively studied in the context of cyberphysical systems; see, e.g., [17] and the references therein. In this setting we ask whether it is possible to construct a control $t \mapsto u_1(t)$ to execute the transfer of states of the resulting system

$$\dot{x}(t) = Ax(t) + Bu_1(t)u_2(t) \quad (1)$$

from given initial to given final states. Or, for instance, whether it is possible to stabilize the resulting system (1) to the origin by suitably designing the control u_1 . Since both these problems are trivially impossible to solve if the jammer turns the signal u_2 ‘off’ entirely, to ensure a well-defined

[★] This paper was not presented at any IFAC meeting. Corresponding author D. Chatterjee. Tel. +91-22-2576-7879. Fax +91-22-2572-0057.

Email addresses: srikant.sukumar@iitb.ac.in (Sukumar Srikant), dchatter@iitb.ac.in (Debasish Chatterjee).

¹ By controllability here we mean that the rank of the matrix $(B \ AB \ \dots \ A^{d-1}B)$ is equal to d .

problem, in the adaptive control literature typically a persistence of excitation condition, such as, there exist $T, \rho > 0$ such that for all t we have $\frac{1}{T} \int_t^{t+T} u_2(s) ds \geq \rho$, is imposed on u_2 . Very little, however, is known about either reachability or stabilizability of (1) under the above persistence of excitation condition. In particular, the problem of designing a state feedback $u_1(t) := K(t)x(t)$ such that the closed-loop system is asymptotically stable under the preceding persistence of excitation condition, is open, with partial solutions reported in [19], [12].

In this article we study two problems concerning the control system (1). In the first problem we turn the above-mentioned reachability question around and examine the limits of favourable conditions for the jammer. We ask the question: how long does the jamming signal u_2 need to be set to ‘on’ or 1 for the aforementioned reachability problem to be solvable? To wit, we are interested in the limiting condition such that if the jamming signal u_2 is set to ‘off’ or 0 for any longer time, then the standard reachability problem for (1) under the control u_1 would cease to be feasible. More precisely, we study the optimal control problem: given initial time \bar{t} and final time $\hat{t} > \bar{t}$,

$$\begin{aligned} & \underset{u_1, u_2}{\text{minimize}} && \|u_2\|_{L_0([\bar{t}, \hat{t}])} \\ & \text{subject to} && \begin{cases} \dot{z}(t) = Az(t) + Bu_1(t)u_2(t) & \text{for a.e. } t \in [\bar{t}, \hat{t}], \\ z(\bar{t}) = \bar{z} \in \mathbb{R}^d, \quad z(\hat{t}) = \hat{z} \in \mathbb{R}^d, \\ u_1 : [\bar{t}, \hat{t}] \longrightarrow \mathbb{U} \subset \mathbb{R}^m \text{ compact,} \\ u_2 : [\bar{t}, \hat{t}] \longrightarrow \{0, 1\}, \\ u_1, u_2 \text{ Lebesgue measurable,} \end{cases} \end{aligned} \quad (2)$$

Here the cost function is the L_0 -seminorm of the control u_2 , defined to be the Lebesgue measure of the set of times at

which the control is non-zero, i.e.,

$$\|u_2\|_{L_0([\bar{t}, \hat{t}])} := \text{Leb}(\{s \in [\bar{t}, \hat{t}] \mid u_2(s) \neq 0\}).$$

We assume that the time difference $\hat{t} - \bar{t}$ is larger than the minimum time required to execute the transfer of the states from \bar{z} to \hat{z} in order to have a well-defined problem, and in addition assume that $0 \in \mathbb{R}^m$ is contained in the interior of \mathbb{U} . Notice that while the control u_1 tries to execute the desired manoeuvre, the control u_2 tries to switch to ‘on’ for the least length of time to enable execution of the aforementioned manoeuvre. We provide necessary conditions for these reachability manoeuvres and in addition provide conditions for optimality in (2).

The second problem that we study in this article is that of the performance of the linear quadratic regulator with respect to the control u_1 in the presence of the jammer u_2 . We ask the question: How good is the performance of the standard linear quadratic regulator when the jammer corrupts the u_1 signal by turning it ‘off’ sporadically? To be precise, given symmetric and non-negative definite matrices $Q_f, Q \in \mathbb{R}^{d \times d}$ and a symmetric and positive definite matrix $R \in \mathbb{R}^{m \times m}$, initial time \bar{t} and final time $\hat{t} > \bar{t}$, we study the following optimal control problem:

$$\begin{aligned} & \underset{u_1, u_2}{\text{minimize}} && \gamma \|u_2\|_{L_0([\bar{t}, \hat{t}])} + \frac{1}{2} \langle z(t), Q_f z(t) \rangle \\ & && + \frac{1}{2} \int_{\bar{t}}^{\hat{t}} (\langle z(t), Q z(t) \rangle + \langle u_1(t), R u_1(t) \rangle) dt \\ & \text{subject to} && \begin{cases} \dot{z}(t) = Az(t) + Bu_1(t)u_2(t) & \text{for a.e. } t \in [\bar{t}, \hat{t}], \\ z(\bar{t}) = \bar{z} \in \mathbb{R}^d, \\ u_1 : [\bar{t}, \hat{t}] \longrightarrow \mathbb{R}^m, \\ u_2 : [\bar{t}, \hat{t}] \longrightarrow \{0, 1\}, \\ u_1, u_2 \text{ Lebesgue measurable,} \end{cases} \end{aligned} \quad (3)$$

where $\gamma > 0$ is a fixed constant. If u_2 is set to ‘off’ for the entire duration $[\bar{t}, \hat{t}]$, the cost accrued by the quadratic terms corresponding to an $L_2([\bar{t}, \hat{t}])$ cost involving the states z and the control u_1 will be high. If u_2 is set to ‘on’ for the entire duration $[\bar{t}, \hat{t}]$, the cost corresponding to $\|u_2\|_{L_0([\bar{t}, \hat{t}])}$ will be high. Any solution to the optimal control problem (3) strikes a balance between the two costs: $L_2([\bar{t}, \hat{t}])$ -costs with respect to u_1 and the states, and the $L_0([\bar{t}, \hat{t}])$ -cost with respect to u_2 . As in the case of (2), we provide necessary conditions for solutions to (3), and in addition provide sufficient conditions for optimality in (3).

It turns out that the optimal control u_1^* corresponding to the optimal control problem (2) is the sparsest control that achieves the steering of the states from \bar{z} to \hat{z} within the allotted time $\hat{t} - \bar{t}$ — see Remark 4. The optimal control problem (3) is closely related to the ‘sparse quadratic regulator’ problem treated in [8]; see Remark 8. While the authors of [8] approached the optimal control problem using approximate methods via L_1 and total variation relaxations, it is possible to tackle the problem directly without any approximations, as we demonstrate in Remark 8. Sparse controls

are increasingly becoming popular in the control community with pioneering contributions from [10], [8], [11], [6], [1], [14], [7], [13], [15], [16]. Two distinct threads have emerged in this context: one, dealing with the design of sparse control gains, as in [1], [15], [16], and two, dealing with the design of sparsest control maps as functions of time, as evidenced in the articles [8], [13], [7], [14]. With respect to [1], [15], [16] our work differs in the sense that we do not design sparse feedback gains, but are interested in the design of sparse control maps that attain certain control objectives. The articles [8], [13], [7], [14] deal with L_0 -optimal control problems, but none of them treat the precise conditions for L_0 -optimality, preferring instead to approximate sparse solutions with the aid of L_1 -regularized optimal control problems. To the best of our knowledge, this is the first time that the two optimal control problems (2) and (3) are being studied.

Observe that both the optimal control problems (2) and (3) involve discontinuous instantaneous cost functions, and are consequently difficult to solve. We employ a nonsmooth version of the Pontryagin maximum principle to solve these two problems and study the nature of their solutions. Insofar as the existence of optimal controls is concerned, once again, the discontinuous nature of the instantaneous cost functions lends a nonstandard flavour to the above two problems. We derive our sufficient conditions for optimality with the aid of what is known as an inductive technique. These results are presented in §2. We provide detailed numerical experiments in §3 and conclude in §4.

Our notations are standard; in particular, for a set S we let $\mathbb{1}_S(\cdot)$ denote the standard indicator/characteristic function defined by $\mathbb{1}_S(z) = 1$ if $z \in S$ and 0 otherwise, and we denote by $\langle v, w \rangle = v^\top w$ the standard inner product on Euclidean spaces.

2 Main Results

We apply the nonsmooth maximum principle [5, Theorem 22.26] to the optimal control problems (2) and (3), for which we first adapt the aforementioned maximum principle from [5] to our setting, and refer the reader to [5] for related notations, definitions, and generalizations:

Theorem 1 *Let $-\infty < \bar{t} < \hat{t} < +\infty$, and let $\mathbb{U} \subset \mathbb{R}^m$ denote a Borel measurable set. Let a lower semicontinuous instantaneous cost function $\mathbb{R}^d \times \mathbb{U} \ni (\xi, \mu) \mapsto \Lambda(\xi, \mu) \in \mathbb{R}$, with Λ continuously differentiable in ξ for every fixed μ ,² and a continuously differentiable terminal cost function $\ell : \mathbb{R}^d \times \mathbb{R}^d \rightarrow \mathbb{R}$ be given. Consider the optimal control*

² Recall that a map $\varphi : X \rightarrow \mathbb{R}$ from a topological space X into the real numbers is said to be lower semicontinuous if for every $c \in \mathbb{R}$ the set $\{z \in X \mid \varphi(z) \leq c\}$ is closed.

problem

$$\begin{aligned} & \underset{u}{\text{minimize}} && \ell(x(\bar{t}), x(\hat{t})) + \int_{\bar{t}}^{\hat{t}} \Lambda(x(t), u(t)) dt \\ & \text{subject to} && \begin{cases} \dot{x}(t) = f(x(t), u(t)) & \text{for a.e. } t \in [\bar{t}, \hat{t}], \\ u(t) \in \mathbb{U} & \text{for a.e. } t \in [\bar{t}, \hat{t}], \\ u \text{ Lebesgue measurable,} \\ (x(\bar{t}), x(\hat{t})) \in E \subset \mathbb{R}^d \times \mathbb{R}^d, \end{cases} \end{aligned} \quad (4)$$

where $f : \mathbb{R}^d \times \mathbb{R}^m \rightarrow \mathbb{R}^d$ is continuously differentiable, and E is a closed set. For a real number η , we define the Hamiltonian H^η by

$$H^\eta(x, u, p) = \langle p, f(x, u) \rangle - \eta \Lambda(x, u).$$

If $[\bar{t}, \hat{t}] \ni t \mapsto (x^*(t), u^*(t))$ is a local minimizer of (4), then there exist an absolutely continuous map $p : [\bar{t}, \hat{t}] \rightarrow \mathbb{R}^d$ together with a scalar η equal to 0 or 1 satisfying the nontriviality condition

$$(\eta, p(t)) \neq 0 \quad \text{for all } t \in [\bar{t}, \hat{t}], \quad (5)$$

the transversality condition

$$(p(\bar{t}), -p(\hat{t})) \in \eta \partial_x \ell(x^*(\bar{t}), x^*(\hat{t})) + N_E^L(x^*(\bar{t}), x^*(\hat{t})), \quad (6)$$

where $\partial_x \ell$ is the gradient of ℓ and $N_E^L(x^*(\bar{t}), x^*(\hat{t}))$ is the limiting normal cone of E at the point $(x^*(\bar{t}), x^*(\hat{t}))$,³ the adjoint equation

$$-\dot{p}(t) = \partial_x H^\eta(\cdot, u^*(t), p(t))(x^*(t)) \quad \text{for a.e. } t \in [\bar{t}, \hat{t}], \quad (7)$$

the Hamiltonian maximum condition

$$H^\eta(x^*(t), u^*(t), p(t)) = \sup_{v \in \mathbb{U}} H^\eta(x^*(t), v, p(t)) \quad \text{for a.e. } t \in [\bar{t}, \hat{t}], \quad (8)$$

as well as the constancy of the Hamiltonian

$$H^\eta(x^*(t), u^*(t), p(t)) = h \quad \text{for a.e. } t \in [\bar{t}, \hat{t}] \text{ and some } h \in \mathbb{R}. \quad (9)$$

The assumptions of [5, Theorem 22.26] are considerably weaker than what we have stipulated above; we refer the reader to [5, Chapter 22] for details.

The quadruple $(\eta, p(\cdot), x^*(\cdot), u^*(\cdot))$ is known as the *extremal lift* of the optimal state-action trajectory $[\bar{t}, \hat{t}] \ni t \mapsto (x^*(t), u^*(t))$. The number η is called the *abnormal multiplier*. The *abnormal case* — when $\eta = 0$ — may arise, e.g., when the constraints of the optimal control problem are so tight that the cost function plays no role in determining

³ The *limiting normal cone* of a closed subset S of \mathbb{R}^v is defined by means of a closure operation applied to the *proximal normal cone* of the set S ; see, e.g., [5, p. 240] for the definition of the proximal normal cone, and [5, p. 244] for the definition of the limiting normal cone.

the solution. For instance, we have an abnormal case when the optimal solution $t \mapsto (x^*(t), u^*(t))$ is “isolated” in the sense that there is no other solution satisfying the end-point constraints in the vicinity — as measured by the supremum norm — of the optimal solution.

2.1 Reachability

We recast the problem (2) as an optimal control problem with a discontinuous cost function as follows: Since $\|u_2\|_{L_0} = \hat{t} - \bar{t} - \int_{\bar{t}}^{\hat{t}} \mathbb{1}_{\{0\}}(u_2(s)) ds$, the optimal control problem (2) is equivalent to

$$\begin{aligned} & \underset{u_1, u_2}{\text{minimize}} && - \int_{\bar{t}}^{\hat{t}} \mathbb{1}_{\{0\}}(u_2(s)) ds \\ & \text{subject to} && \begin{cases} \dot{z}(t) = Az(t) + Bu_1(t)u_2(t) & \text{for a.e. } t \in [\bar{t}, \hat{t}], \\ z(\bar{t}) = \bar{z} \in \mathbb{R}^d, \quad z(\hat{t}) = \hat{z} \in \mathbb{R}^d, \\ u_1 : [\bar{t}, \hat{t}] \rightarrow \mathbb{U} \subset \mathbb{R}^m \text{ compact,} \\ u_2 : [\bar{t}, \hat{t}] \rightarrow \{0, 1\}, \\ u_1, u_2 \text{ Lebesgue measurable,} \end{cases} \end{aligned} \quad (10)$$

Measurability of the instantaneous cost function in (10) follows from the fact that it is an indicator function of a closed set in \mathbb{R}^m . Theorem 1 applied to the optimal control problem (10) yields the following:

Theorem 2 Consider the optimal control problem (10). Assume that $\hat{t} - \bar{t}$ is larger than the minimum time necessary to execute the transfer $z(\bar{t}) = \bar{z}$ to $z(\hat{t}) = \hat{z}$. Associated to every solution $[\bar{t}, \hat{t}] \ni t \mapsto (z^*(t), u_1^*(t), u_2^*(t))$ to (10) there exist an absolutely continuous map $[\bar{t}, \hat{t}] \ni t \mapsto p(t) \in \mathbb{R}^d$ and a scalar $\eta = 0$ or 1, such that for a.e. $t \in [\bar{t}, \hat{t}]$:

$$\begin{cases} \dot{z}^*(t) = Az^*(t) + Bu_1^*(t)u_2^*(t), & z^*(\bar{t}) = \bar{z}, \quad z^*(\hat{t}) = \hat{z}, \\ \dot{p}(t) = -A^\top p(t), \\ u_1^*(t) \in \arg \max_{v_1 \in \mathbb{U}} \langle B^\top p(t), v_1 \rangle, \\ u_2^*(t) = \begin{cases} 1 & \text{if } \sup_{v_1 \in \mathbb{U}} \langle B^\top p(t), v_1 \rangle \geq 1, \\ 0 & \text{otherwise,} \end{cases} & \text{if } \eta = 1, \\ 1 & \text{if } \eta = 0. \end{cases}$$

Theorem 2 features a $2d$ -dimensional ordinary differential equation for $t \mapsto (z^*(t), p(t))$, and as such is a well-posed problem in view of the fact that there are $2d$ boundary conditions — the initial and final conditions of z^* .

Remark 3 Note that in the abnormal case, i.e., when $\eta = 0$, we have $u_2^*(t) \equiv 1$ in Theorem 2. This situation may occur, e.g., when the time difference $\hat{t} - \bar{t}$ is the minimum time needed to execute the transfer of states from \bar{z} to \hat{z} ; in this situation we must have $u_2^*(t) \equiv 1$ for the entire duration of the aforementioned execution.

Remark 4 In the normal case, i.e., $\eta = 1$, the control $u_1^* u_2^*$ may be regarded as the sparsest possible control to execute the reachability manoeuvre in Theorem 2.

Proof of Theorem 2: We employ Theorem 1 to derive our

assertions. Notice that the instantaneous cost function Λ in this case is solely dependent on the control, so continuous differentiability of Λ with respect to the space variable is automatically satisfied. The Hamiltonian function for the optimal control problem (10) is

$$\begin{aligned} \mathbb{R}^d \times (\mathbb{U} \times \{0, 1\}) \times \mathbb{R}^d &\ni (\xi, (\mu_1, \mu_2), p) \mapsto \\ H^\eta(\xi, (\mu_1, \mu_2), p) &:= \langle p, A\xi + B\mu_1\mu_2 \rangle + \eta \mathbb{1}_{\{0\}}(\mu_2) \in \mathbb{R}; \end{aligned}$$

The nontriviality condition in (5) translates to

$$(\eta, p(t)) \neq (0, 0) \quad \text{for all } t \in [\bar{t}, \hat{t}].$$

Since E is the singleton (\bar{z}, \hat{z}) in our case, the limiting normal cone $N_E^L(\bar{z}, \hat{z})$ of E at the point $(z(\bar{t}), z(\hat{t}))$ is $\mathbb{R}^d \times \mathbb{R}^d$, and therefore the transversality condition (6) in our setting is given by

$$(p(\bar{t}), -p(\hat{t})) \in \mathbb{R}^d \times \mathbb{R}^d.$$

In other words, the end-points of the adjoint are unconstrained. The adjoint equation in (7) is given by

$$-\dot{p}(t) = \partial_x H^\eta(\cdot, u_1^*(t), u_2^*(t), p(t))(x^*(t)) = A^\top p(t),$$

with the absolutely continuous solution:

$$p(t) = e^{-(t-\bar{t})A^\top} p(\bar{t}) \quad \text{for all } t \in [\bar{t}, \hat{t}].$$

Since the minimum time needed to execute the transfer $z(\bar{t}) = \bar{z}$ to $z(\hat{t}) = \hat{z}$ is smaller than $\hat{t} - \bar{t}$, the Hamiltonian maximization condition (8) is given by

$$\begin{aligned} H^\eta(z^*(t), u_1^*(t), u_2^*(t), p(t)) \\ = \sup_{\substack{v_1 \in \mathbb{U} \\ v_2 \in \{0, 1\}}} \{ \langle p(t), Az(t) + Bv_1v_2 \rangle + \eta \mathbb{1}_{\{0\}}(v_2) \}, \end{aligned}$$

where the supremum is attained in view of Weierstrass's theorem since the function on the right-hand side above is upper semicontinuous in (v_1, v_2) and $\mathbb{U} \times \{0, 1\}$ is compact. We see at once that the order of maximization is irrelevant, and that the optimal controls are given by

$$(u_1^*(t), u_2^*(t)) \in \arg \max_{(v_1, v_2) \in \mathbb{U} \times \{0, 1\}} \{ \langle B^\top p(t), v_1 \rangle v_2 + \eta \mathbb{1}_{\{0\}}(v_2) \}.$$

In other words, if $\eta = 1$, then for a.e. $t \in [\bar{t}, \hat{t}]$,

$$\begin{aligned} u_1^*(t) &\in \arg \max_{v_1 \in \mathbb{U}} \langle B^\top p(t), v_1 \rangle, \\ u_2^*(t) &= \begin{cases} 1 & \text{if } \sup_{v_1 \in \mathbb{U}} \langle B^\top p(t), v_1 \rangle \geq 1, \\ 0 & \text{otherwise;} \end{cases} \end{aligned}$$

if $\eta = 0$, then for a.e. $t \in [\bar{t}, \hat{t}]$,

$$u_1^*(t) \in \arg \max_{v_1 \in \mathbb{U}} \langle B^\top p(t), v_1 \rangle, \quad u_2^*(t) = 1.$$

The assertion follows at once from the steps above. \square

In the particular case of the dimension of u_1 being 1 and $\mathbb{U} = [-1, 1]$, we have the following simple formulas for the optimal control if $\eta = 1$:

$$u_1^*(t) = \text{sgn}(B^\top p(t)), \quad u_2^*(t) = \begin{cases} 1 & \text{if } |B^\top p(t)| \geq 1, \\ 0 & \text{otherwise.} \end{cases} \quad (11)$$

2.2 Linear quadratic performance

The optimal control problem (3) is equivalent to

$$\begin{aligned} \text{minimize}_{u_1, u_2} \quad & \int_{\bar{t}}^{\hat{t}} \left(\frac{1}{2} \langle z(t), Qz(t) \rangle + \frac{1}{2} \langle u_1(t), Ru_1(t) \rangle \right. \\ & \left. - \gamma \mathbb{1}_{\{0\}}(u_2(t)) \right) dt + \frac{1}{2} \langle z(\hat{t}), Q_f z(\hat{t}) \rangle \\ \text{subject to} \quad & \begin{cases} \dot{z}(t) = Az(t) + Bu_1(t)u_2(t) & \text{for a.e. } t \in [\bar{t}, \hat{t}], \\ z(\bar{t}) = \bar{z} \in \mathbb{R}^d, \\ u_1 : [\bar{t}, \hat{t}] \longrightarrow \mathbb{R}^m, \\ u_2 : [\bar{t}, \hat{t}] \longrightarrow \{0, 1\}, \\ u_1, u_2 \text{ Lebesgue measurable,} \end{cases} \end{aligned} \quad (12)$$

where $\gamma > 0$ is a fixed constant.

Measurability of the instantaneous cost function follows from the fact that the indicator function is one of a closed set in \mathbb{R}^m . Theorem 1 applied to the optimal control problem (12) yields the following:

Theorem 5 *In the optimal control problem (12), associated to every solution $[\bar{t}, \hat{t}] \ni t \mapsto (z^*(t), u_1^*(t), u_2^*(t))$ to (12) there exists an absolutely continuous map $[\bar{t}, \hat{t}] \ni t \mapsto p(t) \in \mathbb{R}^d$, such that for a.e. $t \in [\bar{t}, \hat{t}]$:*

$$\begin{cases} \dot{z}^*(t) = Az^*(t) + BR^{-1}B^\top p(t)u_2^*(t), & z^*(\bar{t}) = \bar{z}, \\ \dot{p}(t) = Qz^*(t) - A^\top p(t), & p(\hat{t}) = -Q_f z^*(\hat{t}), \\ u_1^*(t) = \begin{cases} R^{-1}B^\top p(t) & \text{if } u_2^*(t) = 1, \\ 0 & \text{otherwise,} \end{cases} \\ u_2^*(t) = \begin{cases} 1 & \text{if } \langle B^\top p(t), R^{-1}B^\top p(t) \rangle \geq \gamma, \\ 0 & \text{otherwise.} \end{cases} \end{cases}$$

Theorem 5 features a $2d$ -dimensional ordinary differential equation for $t \mapsto (z^*(t), p(t))$ with $2d$ boundary conditions — initial condition for z^* and final condition for p . As such it is a well-posed problem.

Remark 6 Unlike in the reachability manoeuvres treated above, the abnormal case ($\eta = 0$) does not arise in the setting of Theorem 5, as we shall establish in the proof of Theorem 5 given below.

Remark 7 Note that the optimal control u_1^* is sparse in the sense that it is set to ‘off’ or 0 at certain times. It is in fact the sparsest control that strikes a balance between the $L_2([\bar{t}, \hat{t}])$ costs corresponding to the states and control u_1 versus the $L_0([\bar{t}, \hat{t}])$ costs corresponding to the signal u_2 .

Proof of Theorem 5: We employ Theorem 1 to derive our assertions. Notice that the instantaneous cost function Λ in this case depends quadratically on the states and on the control u_1 in addition to the $L_0([\bar{t}, \hat{t}])$ seminorm of the signal u_2 , so continuous differentiability of Λ with respect to the space variable is satisfied. The Hamiltonian function corresponding to the optimal control problem (12) is given by

$$\begin{aligned} \mathbb{R}^d \times (\mathbb{R}^m \times \{0, 1\}) \times \mathbb{R}^d \ni (\xi, (\mu_1, \mu_2), p) \mapsto \\ H^n(\xi, (\mu_1, \mu_2), p) := \langle p, A\xi + B\mu_1\mu_2 \rangle \\ - \eta \left(\frac{1}{2} \langle \xi, Q\xi \rangle + \frac{1}{2} \langle \mu_1, R\mu_1 \rangle - \gamma \mathbb{1}_{\{0\}}(\mu_2) \right) \in \mathbb{R}. \end{aligned}$$

The nontriviality condition (5) translates to the condition

$$(\eta, p(t)) \neq (0, 0) \quad \text{for all } t \in [\bar{t}, \hat{t}].$$

Since the final cost function $\ell(z(\hat{t})) = \frac{1}{2} \langle z(\hat{t}), Q_f z(\hat{t}) \rangle$ is smooth, the object $\partial_x \ell$ is precisely the gradient $Q_f z(\hat{t})$ of ℓ , and since the constraint at the final time is absent, the transversality condition (6) becomes

$$-p(\hat{t}) = \eta Q_f z^*(\hat{t}).$$

The Hamiltonian is smooth in the space variable ξ ; consequently, the adjoint equation (7) is given by

$$\begin{aligned} -\dot{p}(t) &= \partial_\xi H^n(\cdot, u_1^*(t), u_2^*(t), p(t))(z^*(t)) \\ &= A^\top p(t) - \eta Q z^*(t) \quad \text{a.e. } t \in [\bar{t}, \hat{t}]. \end{aligned}$$

To wit, the adjoint equation is the following boundary value problem:

$$\begin{cases} \dot{p}(t) = -A^\top p(t) + \eta Q z^*(t) & \text{a.e. } t \in [\bar{t}, \hat{t}], \\ p(\hat{t}) = -\eta Q_f z^*(\hat{t}). \end{cases}$$

We claim that $\eta = 1$. Indeed, if not, then the terminal boundary condition $-\eta Q_f z^*(\hat{t})$ and the forcing term $\eta Q z^*(t)$ in the adjoint equation both vanish. In view of the resulting linearity of the adjoint equation, the entire map $[\bar{t}, \hat{t}] \ni t \mapsto p(t) \in \mathbb{R}^d$ vanishes. But then this contradicts the nontriviality condition mentioned above. The adjoint equation is, therefore, given by

$$\begin{cases} \dot{p}(t) = -A^\top p(t) + Q z^*(t) & \text{a.e. } t \in [\bar{t}, \hat{t}], \\ p(\hat{t}) = -Q_f z^*(\hat{t}). \end{cases}$$

In view of the preceding analysis we commit to $\eta = 1$ and henceforth write H instead of H^n . We have

$$\begin{aligned} H(\xi, (\mu_1, \mu_2), p) &= \langle p, A\xi + B\mu_1\mu_2 \rangle + \gamma \mathbb{1}_{\{0\}}(\mu_2) \\ &\quad - \frac{1}{2} (\langle \xi, Q\xi \rangle + \langle \mu_1, R\mu_1 \rangle). \end{aligned}$$

Observe that

- the order of maximization of the Hamiltonian function H with respect to the controls is irrelevant;

- the Hamiltonian function H is smooth and concave in u_1 on \mathbb{R}^m due to positive definiteness of the matrix R , which shows that the maximum over $u_1 \in \mathbb{R}^m$ is unique;
- the Hamiltonian function H is upper semicontinuous in u_2 , and by Weierstrass's theorem the maximum is attained on the compact set $\{0, 1\}$.

Therefore, the Hamiltonian maximization condition (8) leads to: for a.e. $t \in [\bar{t}, \hat{t}]$,

$$(u_1^*(t), u_2^*(t)) \in \arg \max_{(v_1, v_2) \in \mathbb{R}^m \times \{0, 1\}} \left\{ \langle B^\top p(t), v_1 \rangle v_2 - \frac{1}{2} \langle v_1, R v_1 \rangle + \gamma \mathbb{1}_{\{0\}}(v_2) \right\},$$

which gives

$$u_1^*(t) = \begin{cases} R^{-1} B^\top p(t) & \text{if } u_2^*(t) = 1, \\ 0 & \text{otherwise,} \end{cases}$$

and

$$u_2^*(t) = \begin{cases} 1 & \text{if } \langle B^\top p(t), u_1^*(t) \rangle \geq \gamma, \\ 0 & \text{otherwise.} \end{cases}$$

The assertion follows at once from the steps above. \square

From Theorem 5 we get the following ‘canonical’ set of dynamical equations, in which the matrix $\mathcal{H}(t)$ is sometimes referred to as the Hamiltonian matrix:

$$\begin{aligned} \begin{pmatrix} \dot{z}^*(t) \\ \dot{p}(t) \end{pmatrix} &= \begin{pmatrix} A & B R^{-1} B^\top u_2^*(t) \\ Q & -A^\top \end{pmatrix} \begin{pmatrix} z^*(t) \\ p(t) \end{pmatrix} \\ &=: \mathcal{H}(t) \begin{pmatrix} z^*(t) \\ p(t) \end{pmatrix} \quad \text{for a.e. } t \in [\bar{t}, \hat{t}]. \end{aligned}$$

Letting $S := \left\{ s \in [\bar{t}, \hat{t}] \mid \langle B^\top p(s), R^{-1} B^\top p(s) \rangle \geq \gamma \right\}$, we rewrite the Hamiltonian matrix as

$$\mathcal{H}(t) = \begin{pmatrix} A & B R^{-1} B^\top \mathbb{1}_S(t) \\ Q & -A^\top \end{pmatrix}.$$

Standard arguments as in [9, Chapter 6] may be employed to show that the state adjoint $p(t)$ is linearly related to $z^*(t)$ given by $p(t) = -P(t)z^*(t)$, where $P(\cdot)$ satisfies the ordinary differential equation

$$\begin{aligned} \dot{P}(t) + A^\top P(t) + P(t)A + Q \\ - P(t)B R^{-1} B^\top P(t) \mathbb{1}_S(t) = 0 \quad \text{for a.e. } t \in [\bar{t}, \hat{t}], \end{aligned} \quad (13)$$

with boundary condition $P(\hat{t}) = Q_f$. This *Riccati* equation (13) is a bona fide ‘hybrid’ ordinary differential equation; to our knowledge no closed form solution to this differential equation is available. It switches between a Lyapunov equation and a full-fledged Riccati differential equation at time $s \in [\bar{t}, \hat{t}]$ depending on whether $\|p(s)\|_{B R^{-1} B^\top}^2 \geq \gamma$ or not,

where $\|\cdot\|_M := \sqrt{\langle \cdot, M \cdot \rangle}$ for a symmetric and non-negative definite matrix M . Note that (13) is intimately connected with the dynamics of the states $z^*(\cdot)$, which makes it a challenging equation to deal with.

Remark 8 Consider the quadratic regulator problem with L_0 -regularization:

$$\begin{aligned} & \underset{u}{\text{minimize}} && \int_{\bar{t}}^{\hat{t}} \left(\frac{1}{2} \langle z(t), Qz(t) \rangle + \frac{1}{2} \langle u(t), Ru(t) \rangle \right. \\ & && \left. - \gamma \mathbb{1}_{\{0\}}(u(t)) \right) dt + \frac{1}{2} \langle z(\hat{t}), Q_f z(\hat{t}) \rangle \\ & \text{subject to} && \begin{cases} \dot{z}(t) = Az(t) + Bu(t) & \text{for a.e. } t \in [\bar{t}, \hat{t}], \\ z(\bar{t}) = \bar{z} \in \mathbb{R}^d, \\ u : [\bar{t}, \hat{t}] \longrightarrow \mathbb{R}^m, \\ u \text{ Lebesgue measurable,} \end{cases} \end{aligned} \quad (14)$$

where $\gamma > 0$ is a fixed constant. If (z^*, u^*) is an optimal state-action trajectory solving (14), observe that u^* is by definition sparsest in the sense that it is turned off for the maximal duration of time; cf. [8]. Straightforward calculations with the support of the nonsmooth Pontryagin maximum principle Theorem 1 shows that the optimal control for the problem (14) is characterized by

$$u^*(t) = \begin{cases} R^{-1} B^T p(t) & \text{if } \|p(t)\|_{BR^{-1}B^T}^2 \geq \gamma, \\ 0 & \text{otherwise,} \end{cases}$$

where $[\bar{t}, \hat{t}] \ni t \mapsto p(t) \in \mathbb{R}^d$ is an absolutely continuous map that solves the differential equation

$$\begin{cases} \dot{p}(t) = -A^T p(t) + Qz^*(t), \\ p(\hat{t}) = -Q_f z^*(\hat{t}). \end{cases}$$

The abnormal case ($\eta = 0$) does not arise here, as can be readily seen by mimicking the arguments in the proof of Theorem 5.

Remark 9 It remains a challenging open problem to ensure stability of the closed-loop system in the L_0 -regularized LQ problem discussed in Remark 8. The standard analysis of letting the final time $\hat{t} \rightarrow +\infty$ and analyzing the associated Riccati equation turns out to be difficult because the Riccati equation in this setting becomes hybrid, with a discontinuity set connected to the dynamics of the adjoint p .

2.3 Existence of optimality

So far we have employed necessary conditions for solutions to (2) and (3) under the aegis of a nonsmooth Pontryagin maximum principle, but have sidestepped the matter of sufficient conditions for optimality of the state-action trajectories satisfying the necessary conditions. In this subsection we treat the problem of optimality of such state-action trajectories. In other words, having identified the extremals corresponding to the problems (2) and (3), we wish to ascertain whether the necessary conditions in Theorem 2 and Theorem 5 are also sufficient for optimality.

To this end, we have the following:

Proposition 10

(10-a) Consider the problem (2). If there exist adjoint solutions to (2) corresponding to $\eta = 1$ satisfying the conditions of Theorem 2, then the corresponding state-action trajectories $[\bar{t}, \hat{t}] \ni t \mapsto (z^*(t), u_1^*(t), u_2^*(t))$ are locally optimal.

(10-b) For the problem (3) state-action trajectories satisfying the conditions in Theorem 5 are locally optimal.

Proof: (10-a): Assume that $\eta = 1$, and let $t \mapsto (z^*(t), u_1^*(t), u_2^*(t))$ denote a state-action trajectory satisfying the corresponding assertions of Theorem 2. Pick $\delta > 0$, and note that the map

$$\mathbb{R}^d \ni z \mapsto \left(\langle p(t), Az + Bu_1^*(t)u_2^*(t) \rangle + \mathbb{1}_{\{0\}}(u_2^*(t)) \right) \in \mathbb{R}$$

is affine and therefore concave on the set

$$\{z \in \mathbb{R}^d \mid \|z - z^*(t)\| < \delta\} \quad \text{for a.e. } t \in [\bar{t}, \hat{t}].$$

Now [5, Corollary 24.2] applies directly, and implies that $t \mapsto (z^*(t), u_1^*(t), u_2^*(t))$ is optimal in the δ -neighborhood of $z^*(\cdot)$.

(10-b): Let $t \mapsto (z^*(t), u_1^*(t), u_2^*(t))$ denote a state-action trajectory satisfying the assertions of Theorem 5. Pick $\delta > 0$. Assume that the conditions in Theorem 5 hold. Then the map

$$\begin{aligned} \mathbb{R}^d \ni z \mapsto & \left(\langle p(t), Az + Bu_1^*(t)u_2^*(t) \rangle + \gamma \mathbb{1}_{\{0\}}(u_2^*(t)) \right. \\ & \left. - \frac{1}{2} \left(\langle z, Qz \rangle + \langle u_1^*(t), Ru_1^*(t) \rangle \right) \right) \in \mathbb{R} \end{aligned}$$

is concave on the set $\{z \in \mathbb{R}^d \mid \|z - z^*(t)\| < \delta\}$ for a.e. $t \in [\bar{t}, \hat{t}]$. Once again, [5, Corollary 24.2] immediately gives us optimality of $t \mapsto (z^*(t), u_1^*(t), u_2^*(t))$ in the δ -neighborhood of $z^*(\cdot)$. \square

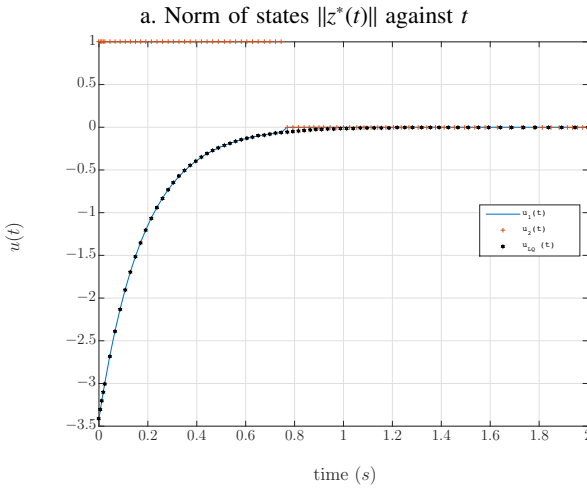
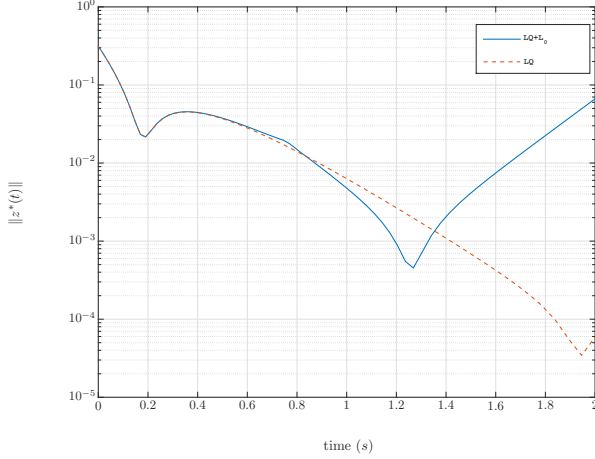
3 Examples

Example 11 Now we illustrate the optimal control problem on the Linear Quadratic performance index in the presence of the jammer, problem (3). The first set of simulations consider a linearized, second-order inverted pendulum dynamics as below,

$$A = \begin{pmatrix} 0 & 1 \\ \frac{mgl}{I} & -\frac{b}{I} \end{pmatrix} \quad B = \begin{pmatrix} 0 \\ 1 \end{pmatrix} \quad (15)$$

To the aforementioned dynamical system, the optimal control described by Theorem 5 is applied with parameter values, $m = 2 \text{ kg}$, $l = 1 \text{ m}$, $g = 9.81 \text{ m/s}^2$, $I = ml^2/3 \text{ kgm}^2$, $b =$

0.02 , weights, $Q = \begin{pmatrix} 3 & 0 \\ 0 & 3 \end{pmatrix}$, $Q_f = \begin{pmatrix} 10 & 0 \\ 0 & 10 \end{pmatrix}$, $R = 3$, $\gamma = 0.01$,



b. Control $u_1^*(t)$ and jammer $u_2^*(t)$ against t

Fig. 1. Inverted pendulum stabilization with $\gamma = 0.01$

and initial conditions $x_0 = \begin{pmatrix} 0 \\ \pi/10 \end{pmatrix}$. The integration tolerance for all cases is kept at $1e-4$.

The two point boundary value problem (TPBVP) arising from Theorem 5 is solved using a multiple-shooting technique [3]. The aim of multiple shooting is to iterate on an appropriate value of $p(\bar{t})$ such that given an initial condition, $z^*(\bar{t})$, the final constraint, $p(\hat{t}) = -Q_f z^*(\hat{t})$ is satisfied. The iterates are computed using a suitable nonlinear programming (NLP) technique. The current article utilizes the trust-region based `fmincon` routine in MATLAB[®]. A comparison of numerical efficiency of NLP schemes can be found in [2], [18], [4]. The simulated results for a time span of 2 s are shown in Figure 1. The plots show the evolution of $\|z^*(t)\|$ as well as the commanded control $u_1^*(t)$ and jammer $u_2^*(t)$. The jammer signal $u_2^*(t)$ goes to zero approximately beyond 0.75 s as evident from the plots. For the given set of parameter values, initial conditions and weights this indicates the maximum duration over which the control can be switched off while still optimizing the prescribed modified

Linear Quadratic performance (12). The plot of $\|z^*(t)\|$ shows a clear decay to $4e-4$ before starting to rise again. $\|z^*(t)\|$ continues to decay well beyond 0.77 s when $u_2^*(t)$ goes to zero and starts to rise again under the influence of unstable dynamics beyond $t = 1.25$ s. In Figure 1, is also superimposed the optimal trajectories corresponding to the classical Linear Quadratic Regulator (LQR). The corresponding trajectories are obtained simply by setting $\gamma = 0$ in the optimal control problem (12). As expected, $\|z^*(t)\|$ corresponding to the classical LQR solution converges to about $2e-5$, which is much lower than our non-smooth solution based on Theorem 5. It is however interesting to note that at around $t = 0.77$ s, $\|z^*(t)\|$ corresponding to implementation of Theorem 5 ($\gamma = 0.01$) starts to decay at a faster rate than the classical LQR case ($\gamma = 0$). The sudden increase in the decay rate is coincident with deviation of $u_1^*(t)$ from u_{LQ} corresponding to the classical LQR solution. The deviation in the control magnitudes for both cases lasts for about 0.02 s beyond which $u_1^*(t) = 0$ while u_{LQ} continues to asymptotically converge to zero.

In order to illustrate the effect of L_0 cost on the jammer, another set of simulations with $\gamma = 1$ is shown in Figure 2 along with the classical LQR control solution. Similar to the $\gamma = 0.01$ case shown in Figure 1, a distinct change in the control magnitude is observed at around 0.35 s which also corresponds to faster rate of decay of $\|z^*(t)\|$ with the LQ+ L_0 based control from 0.35 – 0.85 s. However, as expected, a higher weightage on the L_0 norm of the jammer results in longer span of time with $u_2^*(t) = 0$ (≈ 1.45 s), as compared to the previous case with $\gamma = 0.01$ (≈ 1.15 s). On the contrary, the least value achieved by $\|z^*(t)\|$ is $2e-3$ when $\gamma = 1$, while it is $4e-4$ for the $\gamma = 0.01$ case. These differences are due to changes in the relative weightage of each term in the cost (12).

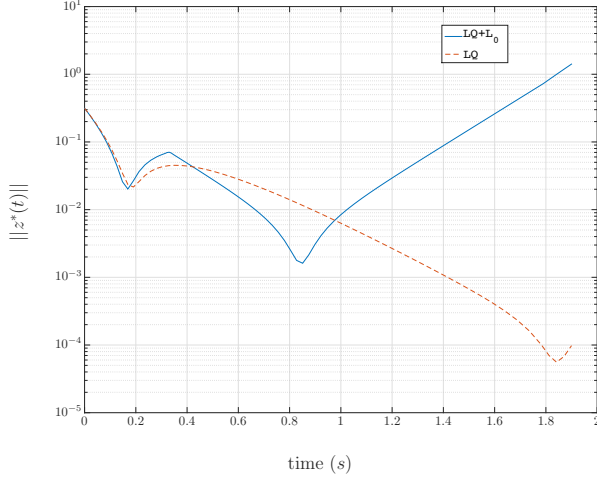
Example 12 For the next set of simulations, a linearized inverted pendulum on a cart system is considered. The fourth order model is represented by,

$$A = \begin{pmatrix} 0 & 1 & 0 & 0 \\ 0 & 0 & -\frac{mg}{M} & 0 \\ 0 & 0 & 0 & 1 \\ 0 & 0 & \frac{(m+M)g}{(2M)} & 0 \end{pmatrix} \quad B = \begin{pmatrix} 0 \\ \frac{1}{M} \\ 0 \\ -\frac{1}{(2M)} \end{pmatrix}. \quad (16)$$

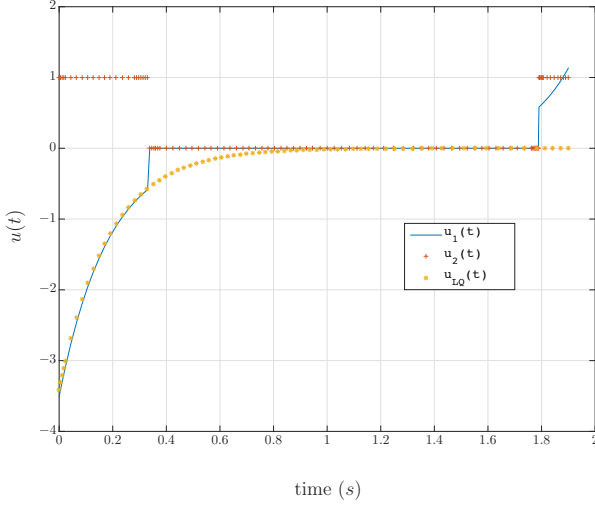
The optimal control as per Theorem 5 is computed as in the second order example for parameter values, $m = 2$ kg, $l = 1$ m, $g = 9.81$ m/s², $M = 2$ kg, weights,

$$Q = \begin{pmatrix} 1 & 0 & 0 & 0 \\ 0 & 1 & 0 & 0 \\ 0 & 0 & 1 & 0 \\ 0 & 0 & 0 & 1 \end{pmatrix}, \quad Q_f = 100, \quad R = 1, \quad \gamma = 0.1 \text{ and initial}$$

conditions, $x_0 = \begin{pmatrix} 0 & \pi/10 & 0 & 0 \end{pmatrix}^\top$. Figure 3 shows the plot of $\|z^*(t)\|$ evolution with the optimal control, $u_1^*(t)$ and jammer, $u_2^*(t)$ for a time span of 1.9 s.



a. Norm of states $\|z^*(t)\|$ against t



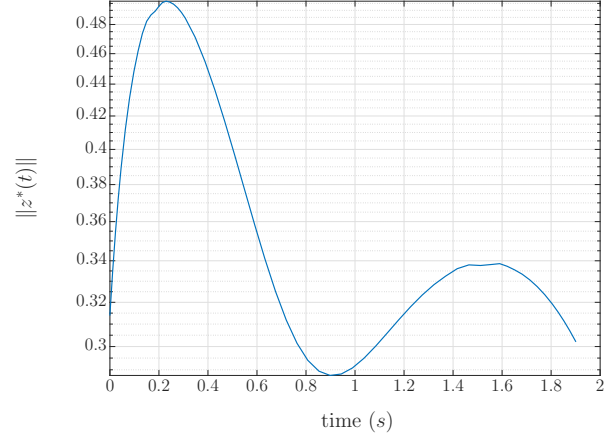
b. Control $u_1^*(t)$ and jammer $u_2^*(t)$ against t

Fig. 2. Inverted pendulum stabilization example with $\gamma = 1$

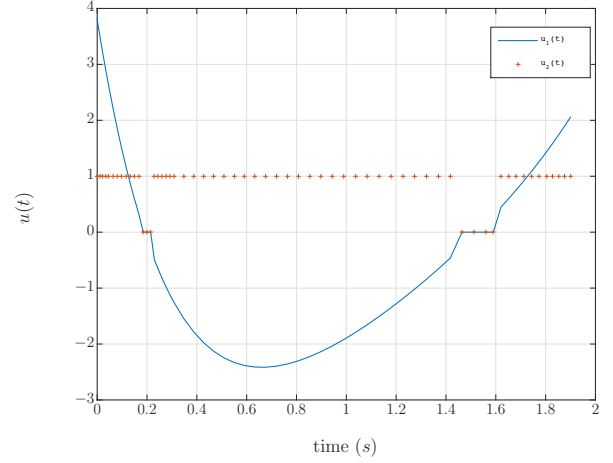
The optimal jammer signal, $u_2^*(t)$ is initially non-zero and goes intermittently to zero for a short time span around 0.2 s and 1.5 s indicating zero control input to the system. On careful examination of the $\|z^*(t)\|$ plot, the phase of zero control is reflected in the form of sharp changes in the norm. After a period of initial decay up to around $t = 0.9$ s, $\|z^*(t)\|$ rises again. Compared to the second order case, the controls $u_1^*(t)u_2^*(t)$ are required to be ‘on’ for a larger percentage of the simulation window as observed from the plots.

4 Conclusion

We have studied the reachability problem (2) and the LQ optimal control problem (3), both in the presence of a jammer, and have derived necessary and sufficient conditions for optimality in §2; our primary analytical apparatus was a non-smooth Pontryagin maximum principle. In §3 we have compared the performance of the linear quadratic problem in the presence of a jammer against its standard operation.



a. Norm of states $\|z^*(t)\|$ against t



b. Control $u_1^*(t)$ and jammer $u_2^*(t)$ against t

Fig. 3. Inverted pendulum on cart stabilization

Acknowledgements

The authors thank Harish Pillai and Debasattam Pal for helpful discussions on the Riccati equation. S. Srikant was supported in part by the grant 12IRCCSG007 from IRCC, IIT Bombay. D. Chatterjee was supported in part by the grant 12IRCCSG005 from IRCC, IIT Bombay.

References

- [1] M. BAHAVARNIA, *Sparse linear-quadratic feedback design using affine approximation*. <http://arxiv.org/pdf/1507.08592.pdf>, 2015.
- [2] H. Y. BENSON, D. F. SHANNO, AND R. J. VANDERBEL, *A comparative study of large-scale nonlinear optimization algorithms*, in High performance algorithms and software for nonlinear optimization, Springer, 2003, pp. 95–127.
- [3] J. T. BETTS, *Practical Methods for Optimal Control and Estimation using Nonlinear Programming*, Advances in Design and Control 19, Society for Industrial & Applied Mathematics, 2nd edition ed., 2009.
- [4] J. T. BETTS, S. ELDERSVELD, AND W. HUFFMAN, *A performance comparison of nonlinear programming algorithms for large sparse problems*, in AIAA Guidance, Navigation and Control Conference, 1993, pp. 443–455.

- [5] F. CLARKE, *Functional Analysis, Calculus of Variations and Optimal Control*, vol. 264 of Graduate Texts in Mathematics, Springer, London, 2013.
- [6] M. FARDAD, F. LIN, AND M. R. JOVANOVIĆ, *Design of optimal sparse interconnection graphs for synchronization of oscillator networks*, IEEE Transactions on Automatic Control, 59 (2014), pp. 2457–2462.
- [7] T. IKEDA AND M. NAGAHARA, *Value function in maximum hands-off control*. <http://arxiv.org/abs/1412.7840>, 2014.
- [8] M. JOVANOVIĆ AND F. LIN, *Sparse quadratic regulator*, in Proceedings of the European Control Conference (ECC), 2013, pp. 1047–1052.
- [9] D. LIBERZON, *Calculus of Variations and Optimal Control Theory*, Princeton University Press, Princeton, NJ, 2012. A concise introduction.
- [10] F. LIN, M. FARDAD, AND M. R. JOVANOVIĆ, *Augmented Lagrangian approach to design of structured optimal state feedback gains*, IEEE Transactions on Automatic Control, 56 (2011), pp. 2923–2929.
- [11] ———, *Design of optimal sparse feedback gains via the alternating direction method of multipliers*, IEEE Transactions on Automatic Control, 58 (2013), pp. 2426–2431.
- [12] G. MAZANTI, Y. CHITOUR, AND M. SIGALOTTI, *Stabilization of two-dimensional persistently excited linear control systems with arbitrary rate of convergence*, SIAM Journal on Control and Optimization, 51 (2013), pp. 801–823.
- [13] M. NAGAHARA, D. E. QUEVEDO, AND D. NEŠIĆ, *Hands-off control as green control*. <http://arxiv.org/abs/1407.2377>, 2014.
- [14] ———, *Maximum hands-off control: a paradigm of control effort minimization*, IEEE Transactions on Automatic Control, 61 (2016).
- [15] B. POLYAK, M. KHLEBNIKOV, AND P. SHCHERBAKOV, *An LMI approach to structured sparse feedback design in linear control systems*, in European Control Conference (ECC), 2013, July 2013, pp. 833–838.
- [16] ———, *Sparse feedback in linear control systems*, Automation and Remote Control, 75 (2014), pp. 2099–2111.
- [17] D. R. RAYMOND AND S. F. MIDKIFF, *Denial-of-service in wireless sensor networks: attacks and defenses*, IEEE Pervasive Computing, 7 (2008), pp. 74–81.
- [18] K. SCHITTKOWSKI, C. ZILLOBER, AND R. ZOTEMANTEL, *Numerical comparison of nonlinear programming algorithms for structural optimization*, Structural Optimization, 7 (1994), pp. 1–19.
- [19] S. SRIKANT AND M. R. AKELLA, *Persistence filter-based control for systems with time-varying control gains*, Systems & Control Letters, 58 (2009), pp. 413–420.