

Evaluation of Deep Learning based Pose Estimation for Sign Language

Srujana Gattupalli
Department of Computer
Science and Engineering
University of Texas at Arlington
Arlington, Texas, USA
srujana.gattupalli@mavs
.uta.edu

Amir Ghaderi
Department of Computer
Science and Engineering
University of Texas at Arlington
Arlington, Texas, USA
amir.ghaderi@mavs.uta.edu

Vassilis Athitsos
Department of Computer
Science and Engineering
University of Texas at Arlington
Arlington, Texas, USA
athitsos@uta.edu

ABSTRACT

Human body pose estimation and hand detection being the prerequisites for sign language recognition (SLR), are both crucial and challenging tasks in Computer Vision and Machine Learning. There are many algorithms to accomplish these tasks for which the performance measures need to be evaluated for body posture recognition on a sign language dataset, that would serve as a baseline to provide important non-manual features for SLR. In this paper, we propose a dataset for human pose estimation for SLR domain. On the other hand, deep learning is on the edge of the computer science and obtains the state-of-the-art results in almost every area of Computer Vision. Our main contribution is to evaluate performance of deep learning based pose estimation methods by performing user-independent experiments on our dataset. We also perform transfer learning on these methods for which the results show huge improvement and demonstrate that transfer learning can help improvement on pose estimation performance of a method through the transferred knowledge from another trained model. The dataset and results from these methods can create a good baseline for future works and help gain significant amount of information beneficial for SLR.

Keywords

sign language recognition; deep learning; human pose estimation; transfer learning

1. INTRODUCTION

Sign language is multi-modal; it consists of manual features which are hand gestures as well as non-manual features like facial features (lip movement, eye gaze and facial expressions) and body posture, which contain significant amount of information that is crucial to recognize meaning of a sign. According to [5], very little work has been done in the liter-

ature regarding body posture for sign language recognition (SLR), which can form part of a sign or indicate change of subject in dialogues or stories. Some of the body pose significant challenges for SLR include recognizing positional signs where the signer acts on the part of body descriptively e.g 'bruise' or 'tattoo', role-shifts in dialogues that include body shift represented by twisting shoulder and gaze and signs that have identical manual features and can only be distinguished by non-manual features.

Human pose estimation from visual input is an active area in computer vision due to its wide potential applications such as for sign language recognition, activity recognition, human computer interaction, sports, content-base image/video retrieval, intelligent surveillance and also in healthcare. We aim to use this research for ASL recognition and so we limit our joint estimation on the Upper half of the body. In our study we evaluate deep learning for upper body pose recognition for American Sign Language (ASL). Convolutional neural networks (CNNs) having had remarkable success on classification problems and are recently being applied towards detection and localization. The advantages of using CNNs for posture recognition is that they do not need explicit feature representations and they are holistic as they learn features directly from the entire image. CNNs are appealing as they help solve problems that are too complex for conventional technologies and they can be successfully implemented with the help of faster GPU implementations and large amount of available data. Deep learning is found to yield better data representation in terms of classification error, invariance to input transformations, or modeling multi-modal data. [16]

In this study we introduce a RGB ASL image dataset (ASLID) and investigate deep learning approaches on ASLID by performing body posture recognition by estimating positions of key upper body joint locations. Our ultimate goal is perform sign language recognition by efficiently obtaining upper body pose estimates over long video sequences and be able to perform multi-view pose estimation aided by this monocular pose estimation. The paper is furthermore organized as follows: In Section 2 we discuss related work; Section 3 we introduce our dataset ASLID; Section 4 transfer learning is explain and how we apply it towards pose estimation; In section 5 we explain our experimental setup, training details and the evaluation protocol. We provide results of our methods evaluated in this paper in Section 6 and we provide conclusion and future work in Section 7.

Permission to make digital or hard copies of all or part of this work for personal or classroom use is granted without fee provided that copies are not made or distributed for profit or commercial advantage and that copies bear this notice and the full citation on the first page. Copyrights for components of this work owned by others than ACM must be honored. Abstracting with credit is permitted. To copy otherwise, or republish, to post on servers or to redistribute to lists, requires prior specific permission and/or a fee. Request permissions from permissions@acm.org.

PETRA '16 June 29 - July 1, Corfu Island, Greece

© 2024 ACM. ISBN 123-4567-24-567/08/06...\$15.00

DOI: 10.475/123.4

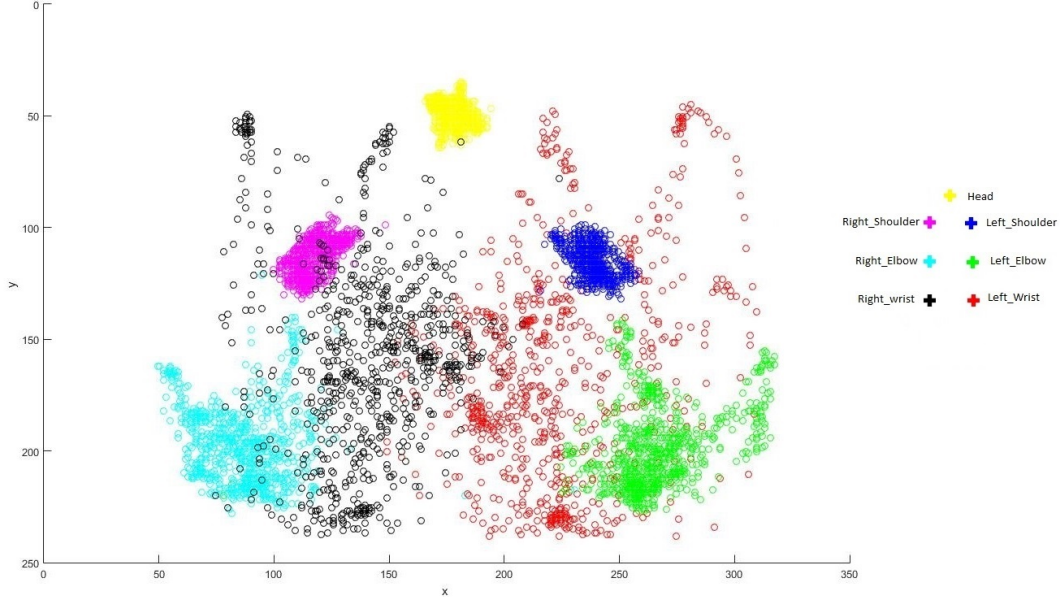


Figure 1: Ground Truth Training Dataset Variance



Figure 2: Example Image annotations from ASLID

2. RELATED WORK

Neural networks, with their remarkable ability to derive meaning from complicated or imprecise data, can be used to extract patterns and detect trends that are too complex to be noticed by either humans or other computer techniques [23]. Many techniques have been proposed for using of deep learning in human pose estimation. Tompson et al, suggest

a new hybrid architecture that consists of a deep Convolutional Network and a Markov Random Field [26]. They show this architecture is successfully applied to the challenging problem of articulated human pose estimation in monocular images [26]. Some researchers use 'pictorial structures' e.g. Felzenszwalb et al. [8] named their model as Deformable Part Models (DPM). More complex joint relationships were

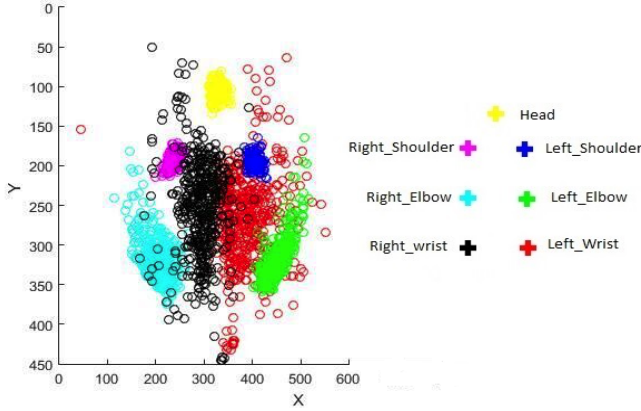


Figure 3: Ground Truth Test Dataset Variance

modeled in such as Yang and Ramanan[29] who use a flexible mixture of templates modeled by linear SVM. Johnson and Everingham implement a cascade of body part detectors to obtain more discriminative templates [13]. Pishchulin [21] proposes a model which augments the DPM model with Poselet [2] priors. Sapp and Taskar[22] proposes a multi-modal model that includes both holistic and local cues for mode selection and pose estimation. The Armlets approach by Gkioxari et al. [9] like the poselet approach, employs a semi-global classifier for part configuration, and shows good performance on real-world data but it is tested only on arms. It has worth to mention that all these approaches need the hand crafted features such as HoG features, edges, contours, and color histograms.

The best performing algorithms today for many vision tasks, and human pose estimation in particular ([28, 11, 25]) are based on deep convolutional networks [23]. Another popular method to decipher signs uses Hidden Markov Models(HMMs), a statistical approach that is used prominently in speech and hand writing recognition [17]. In [31] an American Language recognition system is presented with a vocabulary of 30 words and They constructed appearance-based representations and a hand tracking system to be classified with a hidden Markov model (HMM) [20]. Also Some work on pose estimation for sign language recognition ([18, 7, 3]) in videos has relied on accurate hand tracking where it is popular to use skin color for hand detection, although other detectors based on sliding window classifiers using haar-like image features [6] have been used [4].

3. ASLID DATASET

We present a novel American Sign Language Image Dataset (ASLID) with images extracted from Gallaudet Dictionary Videos[24] and the American Sign Language Lexicon Video Dataset (ASLLVD)[1] and provided annotations for upper body joint locations to perform pose recognition for ASL recognition. We have divided our dataset into training and test set to conduct user-independent experiments. Our training set comprises of 808 ASLID images from different signs performed by six different native ASL signers. For the test set we have 479 ASLID images from two native ASL signers from ASLLVD videos. The training and test sets consist of different users, signs and different colored backgrounds. We

have provided annotations for seven key upper body joint locations, namely left hand(LH), left elbow(LE), left shoulder(LS), head(H), right hand(RH), right shoulder(RS), right wrist(RW).

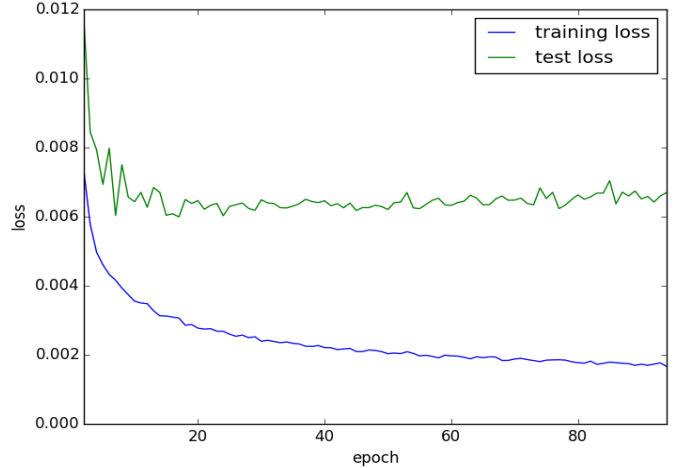


Figure 4: Training and testing log for ASLID

Figure 2 shows example annotated images visualization from ASLID. Variation in range of training and test poses are shown in the ground truth scatter plots figures 1 and 3.

Our dataset and code to display annotations is available from: http://vlm1.uta.edu/~srujana/ASLID/ASL_Image_Dataset.html.

4. TRANSFER LEARNING

Transfer learning is the improvement of learning in a new task through the transfer of knowledge from a related task that has already been learned. While most machine learning algorithms are designed to address single tasks, the development of algorithms that facilitate transfer learning is a topic of ongoing interest in the machine learning community. The goal of transfer learning is to improve learning in the target task by leverage knowledge from the source task[27]. Transfer learning aims to provide a framework to utilize previously-acquired knowledge to solve new but similar problems much more quickly and effectively[15]. In this paper we transfer learned parameters from one method to start training on another method(See Table:1). In Method 3, we use the DeepPose network[28] to train on the FLIC dataset and transfer its learned parameters as initial weights for training on ASLID training set in Method 4. This shows tremendous improvement in performance that is mainly attributed to the transferred learned weights. When the target dataset is significantly smaller than the base dataset, transfer learning can be a powerful tool to enable training a large target network without overfitting[30].

5. EXPERIMENTS

In this work we evaluate performance of deep learning based pose estimators on ASL by conducting user-independent experiments on images from ASLID. In this section we describe the experimental details and evaluation protocol. In next section we will show the results and present comparisons of

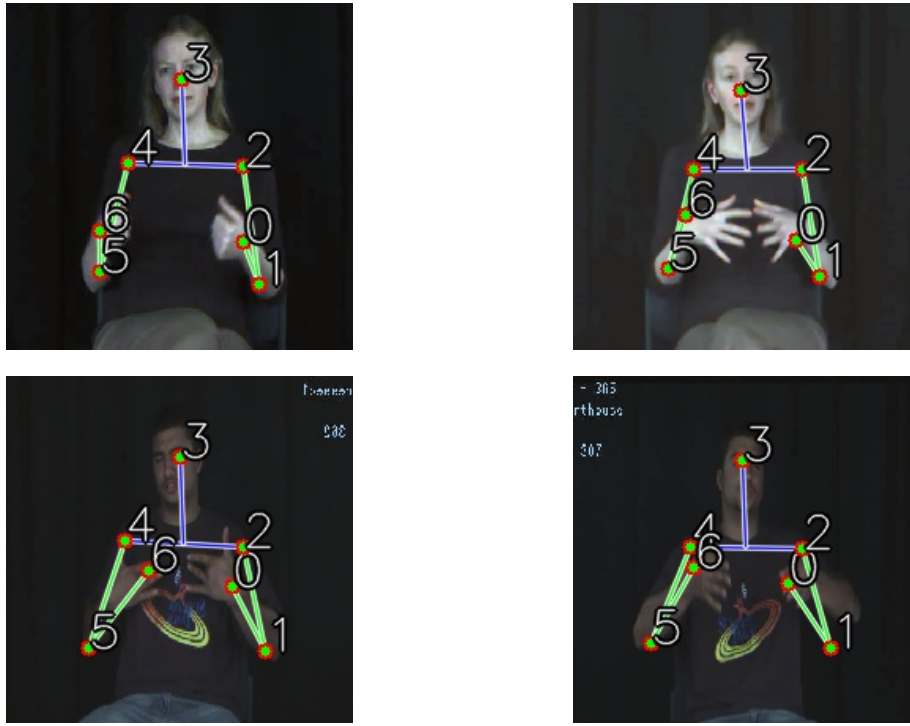


Figure 5: Results Visualizations of Pose Estimation by Method(1)

Method	Training Model and Dataset	Test Dataset	Number of training images	Number of test images	Number of joints trained and tested
1	Method[28] trained on ASLID training set	ASLID test set	808	479	7
2	Method[28] trained on Chalearn training set	ASLID test set	347	479	7
3	Method[28] trained on FLIC dataset	ASLID test set	17,378	479	7
4	Method[28] trained on ASLID dataset started with weights from Method 3	ASLID test set	17,378 + 808	479	7
5	Method[19] pre-trained on FLIC dataset	ASLID test set	4.5K	479	7
6	Method[28] trained on ASLID training set(hands and face)	ASLID test set	808	479	3

Table 1: Deep Learning based Pose Estimation Experiment Details

methods. In the implementation caffe framework[12] was used.

5.1 Pose Estimation

There have been several approaches to address the problem of human pose estimations. We use deep learning to address this problem for upper body pose estimation as they

are capable to model the complex relationships among parts without explicit feature representations. The method proposed by Toshev et al.[28] uses deep neural networks as they are capable of capturing context of body joints. We have trained the method mentioned in [28] on our ASLID training images and obtained results on our test set. We have also used the pre-trained model trained by Pfister[19] trained on

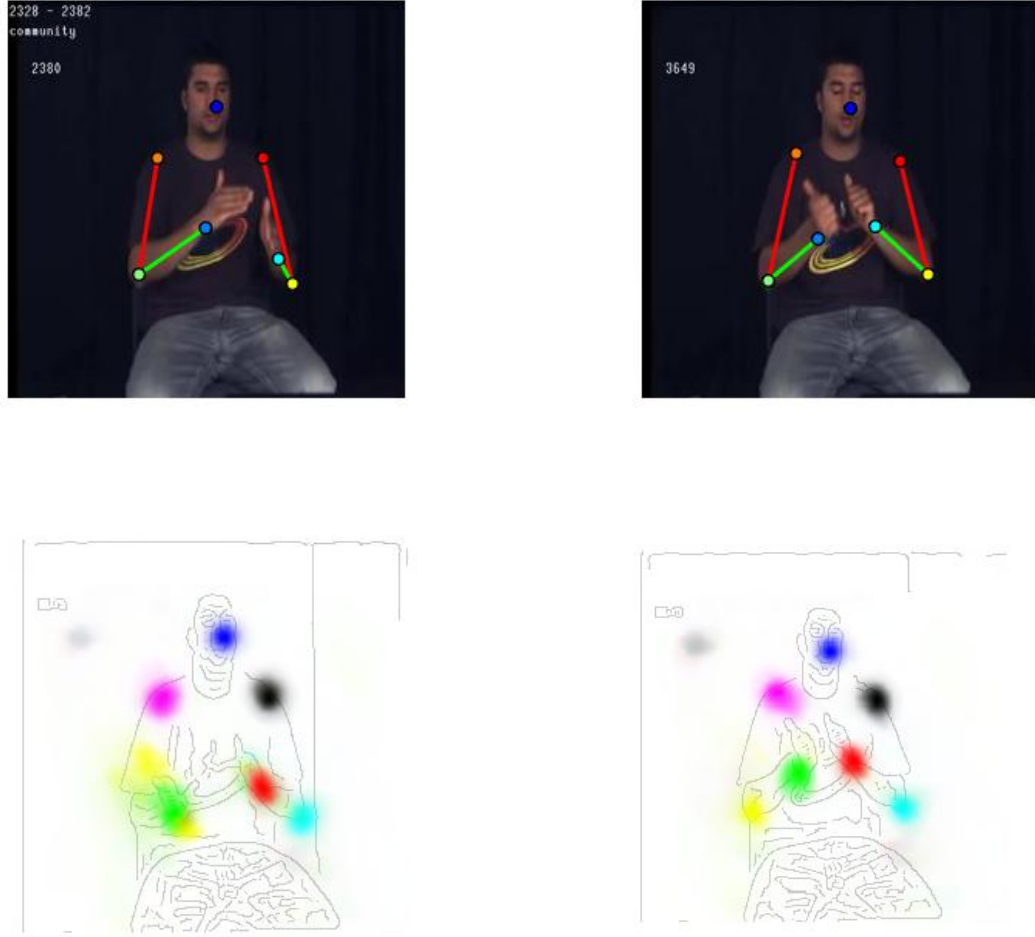


Figure 6: Results Visualizations of Pose Estimation by Method(5)

FLIC dataset to obtain results on our dataset. We compare results of ASLID pose estimation by models trained on other popular datasets (FLIC[26, 22] and Chalearn[10]) with the results by training on our dataset. Details of our experiments can be found in Table: 1.

5.2 Training Details

Toshev and Szegedy[28] proposed a method for human pose estimation based on Deep Neural Networks(DNN) which is formulated as a regression problem towards body joints. They present a cascade of regressors which results in high precision pose estimates. They show that using a generic convolution neural network, which was originally designed for classification task, can be applied to the different task of localization. We have trained the model of Toshev et al.[28] on our dataset. We have performed user-independent evaluations, in that, using our ASLID training set and also on the benchmark Chalearn dataset[10].

In this paper we also use a pre-trained model on our dataset and compare its results with a model trained with

our training set. Also this comparison creates a baseline for calculating improvement on result of other method on the dataset. The pre-trained model which we have used for our evaluations is trained by Pfister[19]. The model that we have used for training our dataset with is Deeppose[28]. Pfister et.al. investigate a ConvNet architecture that is able to benefit from temporal context by combining informatin across the multiple frames using optical flow. The proposed ConvNet is a simple and its performance is improved by combining it with optical flow and spatial fusion layer. Their architecture outperforms the state-of-the-art results.

We have trained the network for Methods 1 to 3 for 100 epochs for the 7 key upper body joint locations. For Method 4, we have trained the network for 30 epochs and for Method 5 we use weights from method 4 and train the model on ASLID training set for 10 epochs. The training and testing loss for training on ASLID training set is shown in Figure-4. To improve accuracy of hand detection on ASLID, we performed experiments by training with method[deeppose] only on the head and hand joint locations for 10 epochs (Method 6).

5.3 Evaluation Protocol

We apply a quantitative evaluation measure similar to [14] which they have applied for measuring hand detection accuracy. We extend this evaluation measure to be applicable for joint detection evaluation for seven upper body joint locations. The average face size of our test dataset is used as a threshold to determine correct estimations from distance between detected joints and ground truth. Given a detected joint i location estimate for an image I , $j_i(I)$, a ground truth joint location $g_i(I)$ and average face width of test set images, f . We define our joint wise accuracy A_i measure function as:

$$A_i(j_i(I), g_i(I), f) = \begin{cases} 1, & \text{if } \|j_i(I) - g_i(I)\| \leq f/2 \\ 0, & \text{Otherwise} \end{cases} \quad (1)$$

Where, $i \in \{LH, LE, LS, H, RS, RE, RW\}$

Here, for ASLID dataset the average face width after cropping and resizing is determined to be 25. Figures-7,8,9,10 show the accuracy for i th joint detected for A according to equation (1) and measure compared with different threshold values of f . We display overall accuracy for corresponding joints as a mean of left and right joint detection accuracy for shoulders, elbows and hands.

6. RESULTS

To measure performance accuracy, we use the evaluation protocol as mentioned above. For methods 1 to 5 the value of $f = 25$. Our results for upper body joint locations are shown in graphs in Figures-7,8,9,10. Example visualizations of few of the methods on ASLID test set are shown in Figures-5 and 6. Here f is the threshold value for measuring accuracy according to equation(1). The results demonstrate good pose estimation accuracy performance for sign language dataset and this provides opportunities to conduct further experiments to aid in conducting SLR using non-manual features. In Method 4, we use the Deeppose network[28] to train on the FLIC dataset and transfer its learned weights as initial weights for training on ASLID. The results show huge improvement on Method 3 and demonstrate that transfer learning can help improve pose estimation performance of a method through the transferred knowledge from another trained model. In our experiments, we have also conducted by training on 3 joint locations(H, LH, RH) to improve hand localization accuracy. We measuring accuracy for $i=3$ using equation (1). Here, $f = 50$ for the cropped and resized test dataset images. The resultant accuracy achieved for hands and face is shown in Figure-11.

We try six different methods on our dataset and show the comparison of results for experiments. As the figures show Method 4 and 5 work very well on detecting the body joints.

7. CONCLUSION AND FUTURE WORK

Our aim is to improve sign prediction accuracy by performing motion analysis on features from an efficient automatic human pose tracker that detects upper body joint positions over continuous sign language video sequences. The work in this paper can be extended to pose estimation on ASL videos for providing features beneficial to assist with ASL recognition.

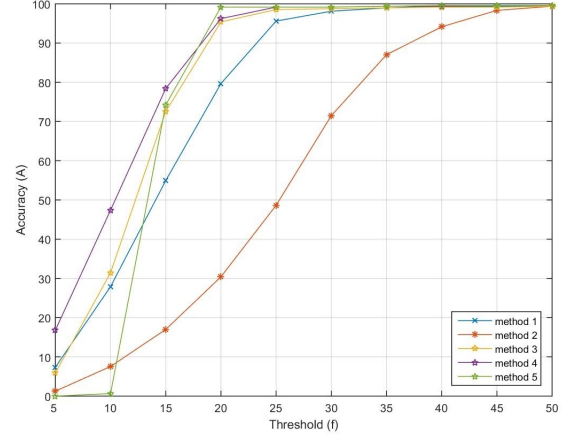


Figure 7: Head detection Results for Methods 1 to 5

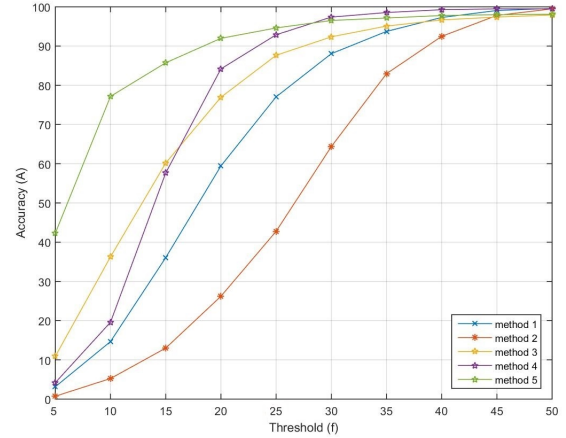


Figure 8: Hand detection Results for Method 1 to 5

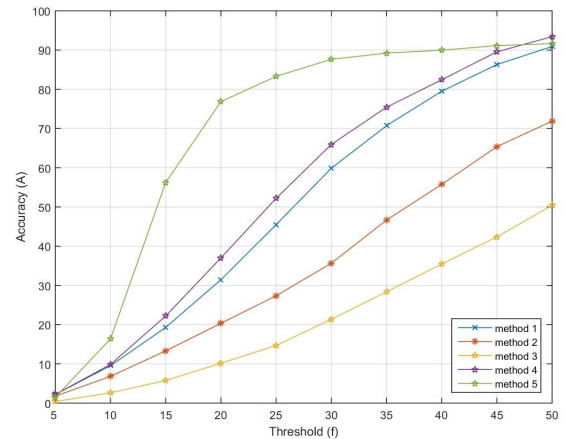


Figure 9: Shoulder detection Results for Method 1 to 5

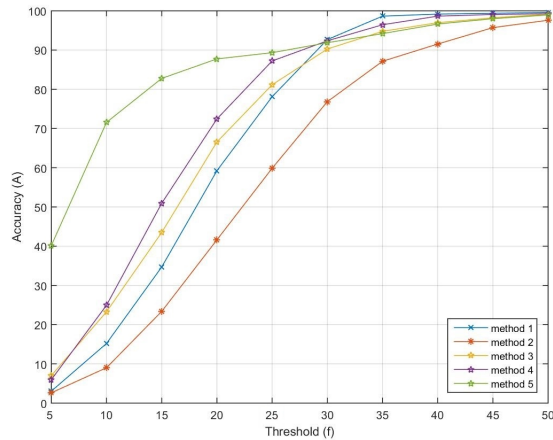


Figure 10: Elbow detection Results for Method 1 to 5

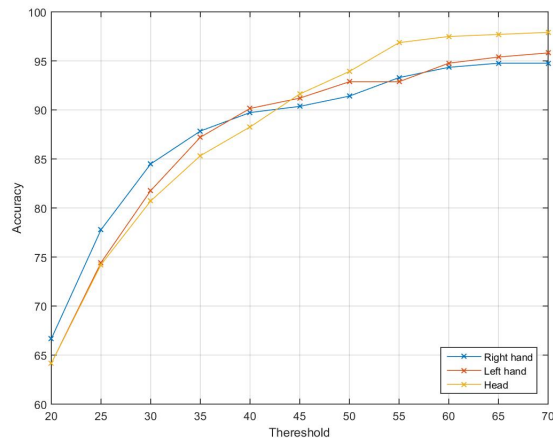


Figure 11: Results for Method 6

We have presented a new dataset for pose estimation specially helpful in sign language recognition. This dataset can be used on measurement of the performance of the different methods. The dataset can be used for video and also online recognizing of the human pose and sign language. In this paper we select two state-of-the-art methods for human pose estimation and measure the accuracy of them on our dataset. This measurement creates a base line for other methods in this domain. We propose extending this work for ASL recognition on videos by including beneficial information from the non-manual features obtained for ASL.

8. REFERENCES

- [1] V. Athitsos, C. Neidle, S. Sclaroff, J. P. Nash, A. Stefan, Q. Yuan, and A. Thangali. The american sign language lexicon video dataset. In *CVPR Workshops 2008, Anchorage, AK, USA, 23-28 June, 2008*, pages 1–8, 2008.
- [2] L. Bourdev and J. Malik. Poselets: Body part detectors trained using 3d human pose annotations. In *ICCV*. 2009.
- [3] P. Buehler, M. Everingham, D. Huttenlocher, and A. Zisserman. Upper body detection and tracking in extended signing sequences. *International Journal of Computer Vision*, 95(2):180–197, 2011.
- [4] J. Charles, T. Pfister, and M. Everingham. Automatic and efficient human pose estimation for sign language videos. *International Journal of Computer Vision*, 110:70–90, 2013.
- [5] H. Cooper, B. Holt, and R. Bowden. Sign language recognition. In *Visual Analysis of Humans - Looking at People.*, pages 539–562. 2011.
- [6] P. Dreuw, J. Forster, and H. Ney. *Tracking benchmark databases for video-based sign language recognition*. Trends and topics in computer vision, 2012.
- [7] A. Farhadi, D. Forsyth, and R. White. Transfer learning in sign language. In *Proceedings of the IEEE conference on computer vision and pattern recognition*. 2007.
- [8] P. Felzenszwalb, D. McAllester, and D. Ramanan. A discriminatively trained, multiscale, deformable part model. In *CVPR*. 2008.
- [9] G. Gkioxari, P. Arbelaez, L. Bourdev, and J. Malik. Articulated pose estimation using discriminative armlet classifiers. In *CVPR*. 2013.
- [10] I. Guyon, V. Athitsos, P. Jangyodsuk, B. Hamner, and H. J. Escalante. Chalearn gesture challenge: Design and first results. In *CVPRW, 2012 IEEE Computer Society Conference on*, pages 1–6. IEEE, 2012.
- [11] A. Jain, J. Tompson, M. Andriluka, G. Taylor, and C. Bregler. Learning human pose estimation features with convolutional networks. In *ICLR*. 2014.
- [12] Y. Jia, E. Shelhamer, J. Donahue, S. Karayev, J. Long, R. Girshick, S. Guadarrama, and T. Darrell. Caffe: Convolutional architecture for fast feature embedding. *arXiv preprint arXiv:1408.5093*, 2014.
- [13] S. Johnson and M. Everingham. Learning effective human pose estimation from inaccurate annotations. In *CVPR*. 2011.
- [14] L. Karlinsky, M. Dinerstein, D. Harari, and S. Ullman. The chains model for detecting parts by their context. In *Computer Vision and Pattern Recognition (CVPR), 2010 IEEE Conference on*, pages 25–32, June 2010.
- [15] J. Lu, V. Behbood, P. Hao, H. Zuo, S. Xue, and G. Zhang. Transfer learning using computational intelligence: a survey. *Knowledge-Based Systems*, 80:14–23, 2015.
- [16] W. Ouyang, X. Chu, and X. Wang. Multi-source deep learning for human pose estimation. In *2014 IEEE Conference on Computer Vision and Pattern Recognition, CVPR 2014, Columbus, OH, USA, June 23-28, 2014*, pages 2337–2344, 2014.
- [17] B. S. Parton. Sign language recognition and translation: a multidisciplinary approach from the field of artificial intelligence. *Journal of Deaf Studies and Deaf Education*, 11(1):94–101, 2006.
- [18] T. Pfister, J. Charles, M. Everingham, and A. Zisserman. Automatic and efficient long term arm and hand tracking for continuous sign language TV broadcasts. In *Proceedings of the British machine vision conference*. 2012.
- [19] T. Pfister, J. Charles, and A. Zisserman. Flowing

- convnets for human pose estimation in videos. In *IEEE International Conference on Computer Vision*, 2015.
- [20] L. Pigou, S. Dieleman, P. Kindermans, and B. Schrauwen. Sign language recognition using convolutional neural networks. In *ECCV*. 2014.
 - [21] L. Pishchulin, M. Andriluka, P. Gehler, and B. Schiele. Poselet conditioned pictorial structures. In *Computer Vision and Pattern Recognition (CVPR), 2013 IEEE Conference on*, pages 588–595. IEEE, 2013.
 - [22] B. Sapp and B. Taskar. Modec: Multimodal decomposable models for human pose estimation. In *In Proc. CVPR*, 2013.
 - [23] C. Stergiou and D. Siganos. Neural networks. In *Surveys and presentations in information systems engineering*. 1996.
 - [24] R. Tennant. American sign language handshape dictionary. In *Gallaudet University Press, Washington, D.C.* 2010.
 - [25] J. Tompson, M. Stein, Y. LeCun, and K. Perlin. Real-time continuous pose recovery of human hands using convolutional networks. In *TOG*. 2014.
 - [26] J. J. Tompson, A. Jain, Y. LeCun, and C. Bregler. Joint training of a convolutional network and a graphical model for human pose estimation. In *Advances in neural information processing systems*, pages 1799–1807, 2014.
 - [27] L. Torrey and J. Shavlik. Transfer learning. *Handbook of Research on Machine Learning Applications and Trends: Algorithms, Methods, and Techniques*, 1:242, 2009.
 - [28] A. Toshev and C. Szegedy. Deeppose: Human pose estimation via deep neural networks. In *CVPR*. 2014.
 - [29] Y. Yang and D. Ramanan. Articulated pose estimation with flexible mixtures-of-parts. In *Computer Vision and Pattern Recognition (CVPR), 2011 IEEE Conference on*, pages 1385–1392. IEEE, 2011.
 - [30] J. Yosinski, J. Clune, Y. Bengio, and H. Lipson. How transferable are features in deep neural networks? In *Advances in Neural Information Processing Systems*, pages 3320–3328, 2014.
 - [31] M. Zaki and S. Shaheen. Sign language recognition using a combination of new vision based features. *Pattern Recognition Letters*, 32(4):572–577, 2011.