

# Enhancing Genetic Algorithms using Multi Mutations

Ahmad B. A. Hassanat<sup>1\*</sup>, Esra'a Alkafaween<sup>2</sup>, Nedal A. Al-Nawaiseh<sup>3</sup>, Mohammad A. Abbadi<sup>4</sup>, Mouhammd Alkasassbeh<sup>5</sup>, Mahmoud B. Alhasanat<sup>6</sup>

<sup>1,2,4,5</sup> IT Department, Mu'tah University, Mu'tah – Karak, Jordan.

<sup>3</sup> Department of Public Health & Community Medicine, Mu'tah University, Mu'tah – Karak, Jordan.

<sup>6</sup> Department of Civil Engineering, Al-Hussein Bin Talal University, Maan, Maan, Jordan.

\* Corresponding author

E-mail: Ahmad.hassanat@gmail.com

# Abstract

Mutation is one of the most important stages of the genetic algorithm because of its impact on the exploration of global optima, and to overcome premature convergence. There are many types of mutation, and the problem lies in selection of the appropriate type, where the decision becomes more difficult and needs more trial and error.

This paper investigates the use of more than one mutation operator to enhance the performance of genetic algorithms. Novel mutation operators are proposed, in addition to two selection strategies for the mutation operators, one of which is based on selecting the best mutation operator and the other randomly selects any operator.

Several experiments on some Travelling Salesman Problems (TSP) were conducted to evaluate the proposed methods, and these were compared to the well-known exchange mutation and rearrangement mutation. The results show the importance of some of the proposed methods, in addition to the significant enhancement of the genetic algorithm's performance, particularly when using more than one mutation operator.

**Keywords:** *Genetic algorithms, evolutionary algorithms, Multi Mutations, TSP.*

# Introduction

Genetic algorithms (GA) are adaptive heuristic random search techniques(1), and are part of what is known as the evolutionary algorithm (EA) that mimics the theory of evolution and natural selection. The basic principles of genetic algorithm were presented by John Holland in the 1970's(2), (3). Genetic algorithms have proved their superiority in solving many problems, therefore they are considered an optimization tool by many researchers(4), (5) and (6). There are many applications of genetic algorithms in various areas, such as image processing (7), software engineering(8), computer networks (9), robotics(10), and speech recognition (11).

Genetic algorithms are concerned, in general, with how to produce new chromosomes (individuals) that possess certain features through recombination (crossover) and mutation operators; thus the good individuals have the strongest chance of survival and adaptation, while the weak individuals become extinct. This simulates the Darwinian Theory of "survival of the fittest" (12), (13) and(14).

GAs have a number of alternative solutions, and the resulting solution is closer to the optimal, where it begins with a number of random solutions (population). These solutions (individuals) are then encoded according to the current problem, and the quality of each individual is evaluated through a fitness function, after which the current population changes to a new population by applying three basic operators: selection, crossover and mutation. The efficiency of a genetic algorithm is based on the appropriate choice of those operators and strategy parameters(15) associated with ratios, such as crossover ratio and mutation ratio (16). Many researchers have shown the effect of the two operators – crossover and mutation – on the success of the GA, and where success lies in both, whether crossover is used alone or mutation alone or both together, as in (17) and(18).

One of the difficulties of the genetic algorithm is so-called premature convergence(19) and the reason for this is directly related to the loss of diversity(20). Achieving population diversity is the desired goal, and according to it the search path becomes better, and also avoids trapping into a suboptimal solution. According to Holland, mutation is considered an important mechanism for maintaining diversity(21)(22), which explores new areas in the search space, thus avoiding the convergence of the local optimum(23). The need for mutation is to prevent loss of genetic material, where the crossover does not

guarantee access to the new search space(24); therefore, random changes in the gene through mutation helps in providing variations in the population(16).

Today, genetic algorithms have evolved from what was prevalent in the era of Holland(25). Classical mutation (Bit-flip Mutation) developed by Holland with different encoding problems (e.g. TSP) no longer fits (26), therefore, several types of mutation of various types of encoding have been proposed, including: Exchange Mutation(27), Displacement Mutation(28), Uniform Mutation and Creep Mutation (29), Inversion Mutation(30) and some other types. The problem lies in our selection of which type(s) to solve the specific problem, and our decision becomes more difficult and needs more trial and error. In order to overcome this problem, several researchers have developed new types of GA that use more than one mutation operator at the same time(31) , (32) and (33). Our paper contributes to the previous work to fill this gap.

This paper aims to provide information about new mutation operators, and investigates the effect of using more than one mutation operator on the performance of the GA.

The rest of this paper presents some of the related previous work and the proposed methods, in addition to discussing the experimental results, which were designed to evaluate the proposed methods. The conclusions and future work are presented at the end of the paper.

## Related Work

In order to render the algorithm more effective in tackling the problems, the main topic of many researchers has become improvement of the performance of the genetic algorithm by overcoming premature convergence problems.

Soni and Kumar studied many types of mutations that solve the problem of a travelling salesman(29). Larrañaga et al. presented a review of how to represent travelling salesman problems and the advantages and disadvantages of different crossover and mutation operators(26). Louis and Tang proposed a new mutation called greedy-swap mutation, so that two cities are chosen randomly in the same chromosome, and switching between them if the length of the new tour obtained is shorter than the previous ones (34).

Hong et al. proposed an algorithm called the Dynamic Genetic Algorithm (DGA) to apply more than crossover and mutation at the same time. This algorithm automatically selects the appropriate crossover and appropriate mutation, and also adjusts the crossover and mutation ratios automatically, based on the evaluation results of the respective children in the next generation. In comparing this algorithm with the simple genetic algorithm that commonly uses one crossover process and one process of mutation, the results showed the success of the proposed algorithm in performance (31).

Deep and Mebrahtu proposed an Inverted Exchange mutation and Inverted Displacement mutation, which combine inverted mutation with exchange mutation and also combine inverted mutation with displacement mutation. The experiment was performed on the TSP problem and the results were compared with several operators that already exist (24).

Hong et al. proposed a Dynamic Mutation Genetic Algorithm (DMGA) to apply more than one mutation at the same time to generate the next generation. The mutation ratio is also dynamically adjusted according to the progress value that depends on the fitness of the individual, and so decreasing the ratio of mutation if the mutation operator is inappropriate, and *vice versa*, increasing the ratio of mutation if the operator is appropriate (35) (32). Dynamically adjusting of the mutation ratio is studied and used later by several researchers such as (36) and (37).

Hilding and Ward proposed an Automated Operator Selection (AOS) technique, by which they eliminated the difficulties that appear when choosing crossover or mutation operators for any problem. In this work, they allowed the genetic algorithm to use more than one crossover and mutation operators, and took advantage of the most effective operators to solve problems. The operators were automatically chosen based on their performance, and therefore the time spent choosing the most suitable operator was reduced. The experiments were performed on the 01-Knapsack problem. This approach proved its effectiveness as compared with the traditional genetic algorithm (33).

Dong and Wu proposed a dynamic mutation probability, where the mutation rate is calculated by the ratio between the fitness of the individual and the most fit in the population. This ratio helps the algorithm to get out of local optima and also leads to diversification of the population (38). Patil and Bhende presented a study of the various mutation-based operators in terms of performance, improvement and quality of solution. A comparison was made between Dynamic Mutation algorithm, Schema Mutation Genetic Algorithm, Compound Mutation algorithm, Clustered-based Adaptive Mutation algorithm, and Hyper Mutation-Based Dynamic Algorithm (39).

## Methods

Many researchers have resorted to preventing local convergence in different ways, and because mutation is a key operation in the search process, we found several mutation methods in the literature. The question is: what is the best method to use?

To answer this question, and in the hope of avoiding local optima and increasing the diversification of the population, we have proposed and implemented several types of mutations, to be compared with two of the well-known types, namely: Exchange mutation and Rearrangement mutation (40).

In the following we describe each operator. It is important to note that mutation methods described in subsections 3.4 to 3.10 were designed specifically for the TSP problem. However, they can be customized to fit some other problems, such as the knapsack problem.

### Worst gene with random gene mutation (WGWRGM)

To perform this mutation we need to search for the worst gene in the chromosome from index 0 to L-1, where L is the length of the chromosome. The worst gene varies depending on the definition of the “worst” for each problem; the worst gene is the point that contributes the maximum to increase the cost of the fitness function of a specific chromosome. For example, the worst gene in the TSP problem is the city with the maximum distance from its left neighbour, while the worst gene in the Knapsack problem (for instance) is the point with the lowest value to weight ratio, and so on.

After the worst gene is identified, we select another gene at random, and swap both genes as in the Exchange mutation. Fig. (1) shows an example of (WGWRGM).

The worst gene (WG) can be calculated for a minimization problem such as TSP using:

$$WG = \operatorname{argmax}_{1 \leq i < n} (\text{Distance}(C[i], C[i + 1])) \quad (1)$$

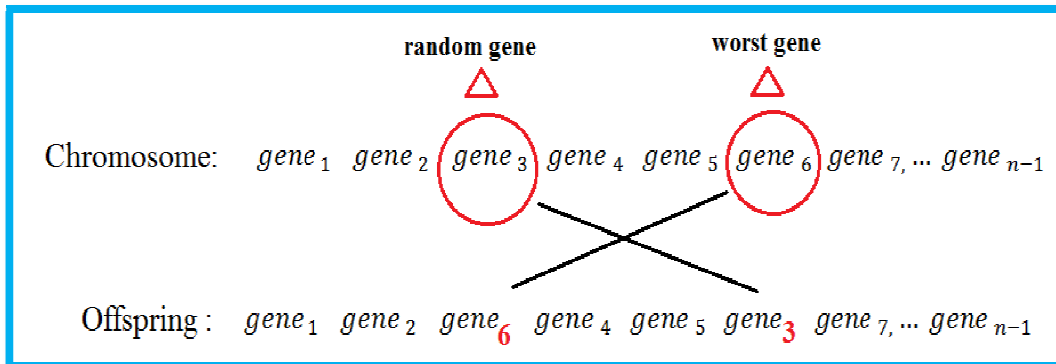
and for the maximization problem such as the Knapsack problem using:

$$WG = \operatorname{argmin}_{0 \leq i < n} (\text{Distance}(C[i], C[i + 1])) \quad (2)$$

where C represents the chromosome, i is the index of a gene within a chromosome, and the distance function for the TSP can be calculated using either Euclidian distance or the distances table between cities.

In the case of TSP, searching for the WG starts at index 1, assuming that the route-starting city is located at index 0, while this is not the case for other problems such as the Knapsack problem (equation (2)).

The previous equations are used for the chromosome, and the worst gene of this chromosome that exhibits the maximum distance is used for the mutation operation.

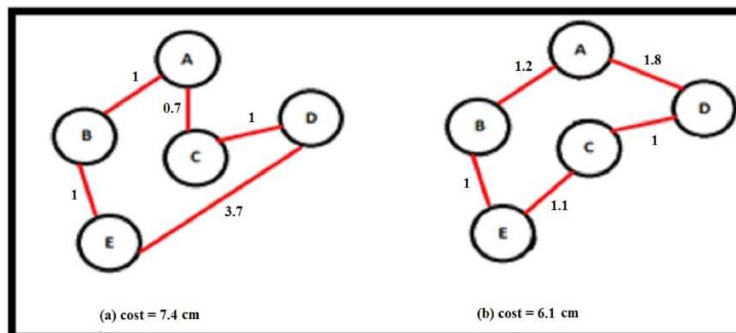


**Fig. 1. Example of WGWRGM**

**Example 1. (TSP problem)**

Suppose that the chromosome chosen to be mutated is:

CHR1: A → B → E → D → C → A, as depicted in Fig. 2(a).



**Fig. 2. Example of applying WGWRGM to a specific chromosome of particular TSP**

To apply WGWRGM:

- Step 1: Find the worst gene in the parent; according to the graph, the worst gene is (D).
- Step 2: Suppose that the city which has been selected at random is (C).
- Step 3: Apply the Exchange mutation in this chromosome by swapping the positions of the two cities (see Fig. 2 (b)). The output offspring is: A → B → E → C → D → A.

**Worst gene with worst gene mutation (WGWWGM)**

This type is similar to the WGWRGM, the only difference being that we search for the two worst genes. Both worst genes exchange positions with each other. Finding both worst genes is similar to finding the two maximum values algorithms if the problem being dealt with is a minimization problem, and for the maximization problem, finding the two minimum values of the algorithm can be used, as the definition of the worst gene concept is different from one problem to another.

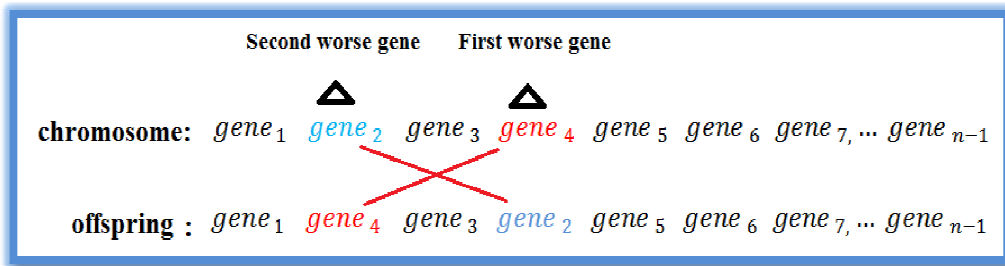


Fig. 3. Example of WGWGM

## Worst LR gene with random gene mutation (WLRGWRGM)

This method is also similar to the WGWGM, the only difference being that the worst gene is found by calculating the distance between both its neighbours: the left and the right.

The worst gene ( $W_{LRgene}$ ) can be calculated for the TSP using:

$$W_{LRgene} = \operatorname{argmax}_{1 \leq i < n-2} (\text{Distance}(C[i], C[i-1]) + \text{Distance}(C[i], C[i+1])) \quad (3)$$

$$W_{LRgene} = \operatorname{argmin}_{1 \leq i < n-2} (\text{Distance}(C[i], C[i-1]) + \text{Distance}(C[i], C[i+1])) \quad (4)$$

Equation (3) can be used for minimization problems, and Equation (4) for maximization problems. The extreme genes (the first and last ones) can be handled in a circular way, i.e. the left of the first gene is the last gene.

The worst gene (for minimization problems) is the one that is the sum of the distances with its left and right neighbours which is the maximum among all genes within a chromosome, and the other way round for maximization problems. In this mutation, the position of the worst gene is altered with the position of another gene chosen randomly.

### Example 2. (TSP problem)

Fig. 4 (a) represents the chromosome chosen to be mutated, which is:

Chromosome:  $A \rightarrow B \rightarrow E \rightarrow H \rightarrow F \rightarrow D \rightarrow C \rightarrow A$ .

According to Fig. 4 (a), the ( $W_{LRgene}$ ) is the city (D) because the total distance from city D to city F and from city D to city C is the maximum. If city (H) is chosen randomly, the output offspring after applying WLRGWRGM mutation is:  $A \rightarrow B \rightarrow E \rightarrow D \rightarrow F \rightarrow H \rightarrow C \rightarrow A$  (see Fig. 4 (b)).

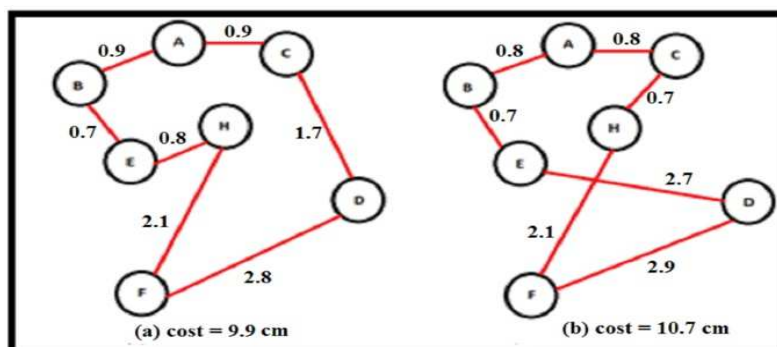


Fig. 4. Example of applying WLRGWRGM on a specific chromosome of particular TSP

## Worst gene with nearest neighbour mutation (WGWNM)

This method uses the idea of the nearest neighbour cities (knowledge-based method), where it provides an heuristic search process for mutation, and is performed as follows:

- Step 1: Search for the gene (city) in a tour characterized by the worst with its left and right neighbours ( $W_{LRgene}$ ) as in WLRGWRGM mutation; this city is called “worst city”.
- Step 2: Find the nearest city to the worst city (from the graph), and call it  $N_{city}$ . Then search for the index of that city in the chromosome, calling it  $N_i$ .

*We need to replace the “worst city” with another one around the “ $N_{city}$ ” other than the “ $N_{city}$ ”. The term “around” is defined by a predefined range, centred at the “ $N_{city}$ ”. We arbitrarily used  $(N_i \pm 5)$  as a range around the index of the “ $N_{city}$ ”. The out-of-range problem with the extreme points is solved by dealing with the chromosome as a circular structure.*

- Step 3: Select a random index within the range; the city at that index is called “random city”.
- Step 4: Swap between “worst city” and “random city”.

### Example 3. (TSP problem)

Suppose that the chromosome chosen to be mutated is:

Chromosome:  $A \rightarrow B \rightarrow F \rightarrow D \rightarrow E \rightarrow C \rightarrow H \rightarrow A$ , as depicted in Fig. 5 (a).

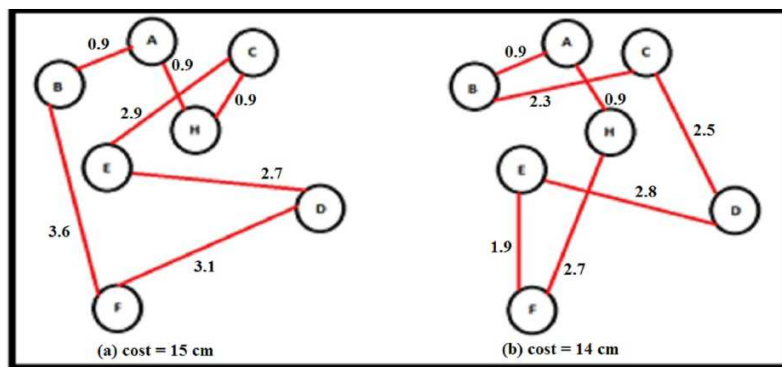


Fig. 5. Example of applying WGWNM to a specific chromosome of particular TSP

To apply WGWNM:

- Step 1: Find the ( $W_{LRgene}$ ) in the chromosome; according to the graph, the *worst city* is (F).
- Step 2: Find the nearest city to the worst city, which is (E); this city is called  $N_{city}$ .
- Step 3: Search for a city around  $N_{city}$  at random in the range  $(\pm 5)$ ; suppose we choose city (C).
- Step 3: Apply the Exchange mutation in this chromosome by swapping the position of the two cities (see Fig. 5 (b)). The output offspring:  $A \rightarrow B \rightarrow C \rightarrow D \rightarrow E \rightarrow F \rightarrow H \rightarrow A$ .

## Worst gene with the worst around the nearest neighbour mutation (WGWWNNM)

This mutation is similar to the WGWNM; the only difference is in the selection of the swapped city. The swapped city is not selected randomly around the nearest city as in WGWNM, but rather is chosen based on its distance from the nearest city. By considering the furthest city from the nearest city to be swapped with the worst city, this bring nearest cities together, and sends furthest cities far away.

## Worst gene inserted beside nearest neighbour mutation (WGIBNNM)

This type of mutation is similar to the WGWNNM, after finding the indices of the worst city and its nearest city. The worst city is moved to neighbour its nearest city, and the rest of the cities are then shifted either left or right depending on the locations of the worst city and its nearest city.

In other words, if the worst city was found to the right of its nearest city, the worst city is moved to the left of its nearest city, and the other cities are shifted to the right of the location of the worst city. If the worst city was found to the left of its nearest neighbour, the worst city is moved to the location prior to the location of its nearest city, and the rest of the cities between this location and the previous location of the worst city are shifted to the right of that location, and the other way round otherwise.

## Random gene inserted beside nearest neighbour mutation (RGIBNNM)

This mutation is almost the same as the WGIBNNM, except that the “worst city” is selected randomly, and is not based on its negative contribution to the fitness of the chromosome. We reckon that RGIBNNM is an enhancement of the WGIBNNM to enforce some randomness.

## Swap worst gene locally mutation (SWGLM)

This mutation is performed as follows:

- Search for the “worst gene”, the same as for WLRGWRGM.
- Swap the left neighbour of the “worst gene” with its left neighbour, and calculate the fitness (C1) of the new child (F1).
- Swap the “worst gene” with its right neighbour, and calculate the fitness (C2) of the new child (F2).
- If  $C1 > C2$ , then return F2 as the legitimate child and delete F1, otherwise return F1 as the legitimate child and delete F2 (see Fig. (6)).

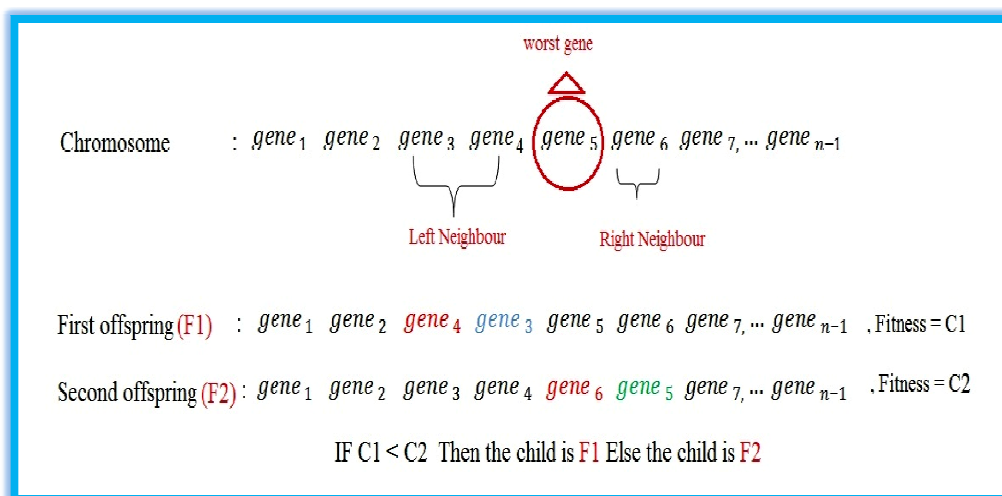


Fig. 6.Example of SWGLM



**Example 4. (TSP problem)**

Suppose that the chromosome chosen to be mutated is:

Chromosome:  $A \rightarrow B \rightarrow F \rightarrow E \rightarrow H \rightarrow D \rightarrow C \rightarrow A$ , as depicted in Fig. 7(a).

To apply SWGLM:

- Step 1: Find the “worst gene” in the chromosome. According to the graph, the *worst city* is (E).
- Step 2: Swap between two left neighbours of E, which are (B and F); the first offspring is:  $A \rightarrow F \rightarrow B \rightarrow E \rightarrow H \rightarrow D \rightarrow C \rightarrow A$ , and the cost of this offspring is C1 (see Fig.7(b)).
- Step 3: Swap between *worst city* (E) and its right neighbour. The second offspring is:  $A \rightarrow B \rightarrow F \rightarrow H \rightarrow E \rightarrow D \rightarrow C \rightarrow A$ . The cost of this offspring is C2 (see Fig.7(c)).
- Step 4: Compare the cost (C1, C2) and the least among them are the legitimate children.

Based on the graph the output offspring is:  $A \rightarrow B \rightarrow F \rightarrow H \rightarrow E \rightarrow D \rightarrow C \rightarrow A$  (second offspring).

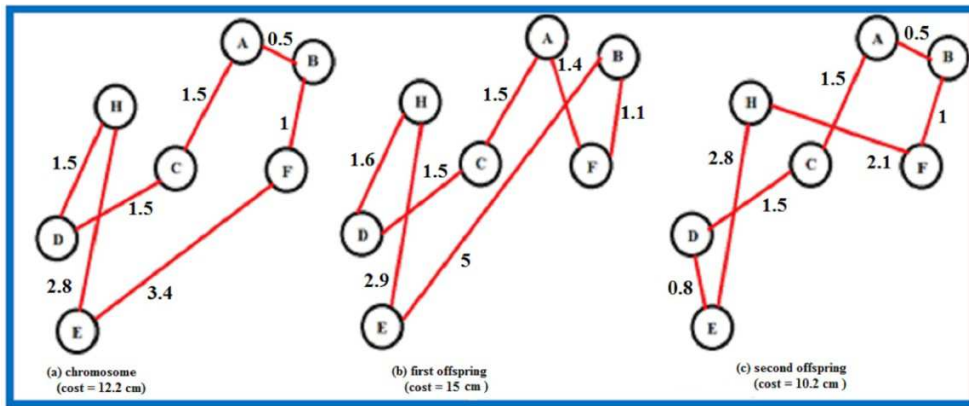


Fig. 7. Example of applying SWGLM to a specific chromosome of particular TSP

**Insert best random gene before worst gene mutation (IBRGBWGM)**

This mutation works as follows:

1. Search for the city that is characterized by the worst city as in WGWRGM and find the index of its previous city.
2. Select a certain number of random cities (in this work we chose 5 random cities arbitrarily excluding the “worst city” and its previous neighbour (PN)).
3. For each random city calculate the distance to the “worst city” (D1) and the distance to PN (D2).
4. Find the “best city” from the random cities, which is the one with the minimum (D1+D2).
5. Move the “best city” to be inserted between the “worst city” and PN.
6. Shift cities which are located between the old and the new location of “best city” to legitimize the chromosome.

**Example 4. (TSP problem)**

Fig. 8(a) represents the chromosome chosen to be mutated, which is:

Chromosome:  $A \rightarrow B \rightarrow E \rightarrow D \rightarrow C \rightarrow A$ .

According to Fig.8 (a), the worst gene is the city (E). According to the graph, the best city is (C), and the output offspring after applying IBRGBWGM mutation is:  $A \rightarrow B \rightarrow C \rightarrow E \rightarrow D \rightarrow A$  (see Fig.8 (b)).

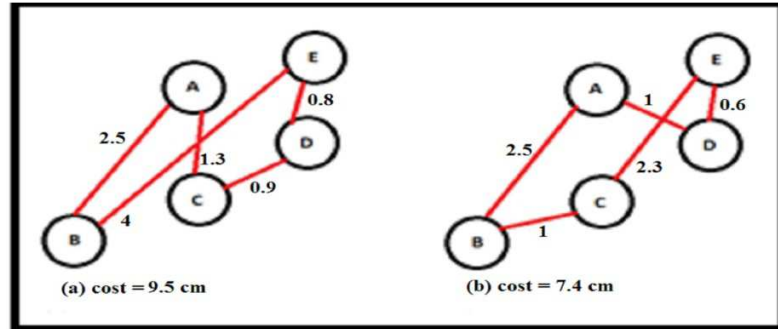


Fig. 8. Example of applying IBRGBWGM to a specific chromosome of particular TSP

## Insert best random gene before rand gene mutation (IBRGBRGM)

This mutation is similar to IBRGBWGM, the only difference being that the “worst city” is not chosen based on any distance; rather it is chosen randomly to impose some diversity among the new offspring.

## Multi Mutation Operators Algorithms

A traditional genetic algorithm commonly used is one mutation operator. We propose using more than one mutation operation, and this is the different mutation operators that hopefully lead to different directions in the search space, thus increasing diversification in the population, and improving the performance of the genetic algorithm. To do this we opted for two selection approaches: the best mutation, and a randomly chosen mutation.

### Select the best mutation algorithm (SBM)

This algorithm applies multiple mutation operators at the same time to the same chromosome, and considers the best one child to be added to the population, to prevent duplication; only the best and not found in population is added.

In this work, from the beginning, we define mutation methods to be applied. This algorithm implements all the aforementioned methods (WGWRGM, WGWWGM, WLRGWRGM, GWNNM, GWWWNM, WGIBNNM, RGIBNNM, SWGLM, IBRGBWGM and IBRGBRGM) one after the other, and from each method produces one offspring; the best child (that does not already exist in the population) is added.

This anticipates that such a process encourages diversity in the population, and thus avoids convergence to local optimal.

### Select any mutation algorithm (SAM)

This algorithm tries to apply multi mutation operators each time. The selection strategy is random, and it randomly chooses one of the aforementioned operators in a certain generation. Therefore, we reckon that in each generation a different operator of mutation is chosen. This means that there is a different direction of the search space, and this is what we are aiming for, increasing diversification, and attempting to enhance the performance of the genetic algorithm.

## Experiment and Discussion

To evaluate the proposed methods, we conducted two sets of experiments on different TSP problems. The aim of the first set of experiments was to examine convergence to a minimum value of each method separately. The second set of experiments was designed to examine the efficiency of the SBM and

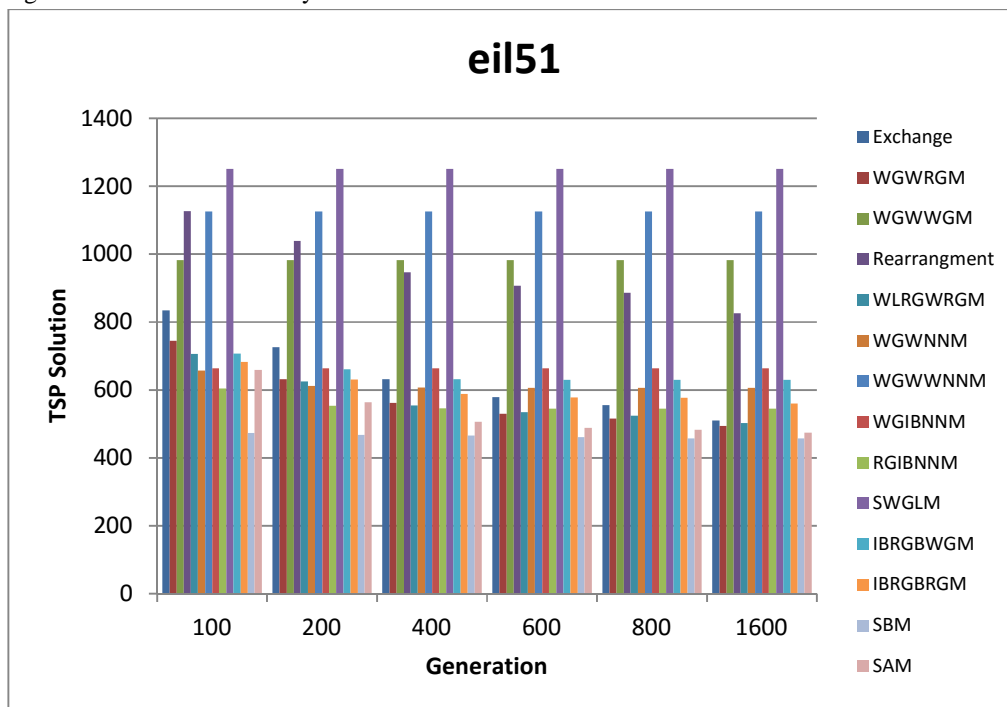
SAM algorithms and compare their performance with the proposed mutation operators (WGWRGM, WGWWGM, WLRGWRGM, WGWNMM, WGWWNNM, WGIBNNM, RGIBNNM, SWGLM, IBRGBWGM and IBRGBRGM) using real data. The results of these experiments were compared to the two already existing mutations, namely: Exchange mutation(27), and Rearrangement mutation(40).

In the first set of experiments, the mutation operators were tested using three test data (real data) taken from TSPLIB(41), including: “eil51”, “pr76” and “a280”, each of them consisting of 51, 76, and 280 cities respectively.

The genetic algorithm parameters used: population size = 100, the probability of crossover = (0%), mutation probability = (100%), and the maximum number of generations = 1600. The algorithm was applied five times, and the average for each generation was taken, starting from generation 100 up to generation 1600.

Results from the first test indicated that the best performance was recorded by the SBM, followed by the SAM. This compared well with the rest of the mutation methods, because it showed good convergence to a minimum value.

The efficiency of each one of the fourteen mutations is shown in Figures (9-11). A closer look at these figures reveals that the SBM and SAM algorithms outperformed all other methods in the speed of convergence. The results are analyzed as follows:



**Fig. 9. Mutation’s convergence to the minimum value, TSP(eil51)**

As can be observed from Fig. (9), the results indicate the superiority of the SBM and SAM algorithms, where the speed of convergence of a near optimal solution with the progress of the generations is faster than the use of a certain type of mutation alone. The WGWRGM followed by WLRGWRGM and exchange mutations also showed the extent of their influence on the quality of the solution.

One result in Fig. (10) indicates that the SBM algorithm showed faster convergence to the minimum value followed by SAM, and these algorithms showed better performance than the remaining mutations. At the level of mutation alone, the exchange mutation followed by Exchange and WGWRGM in addition to WLRGWRGM, showed better performance than the other mutations.

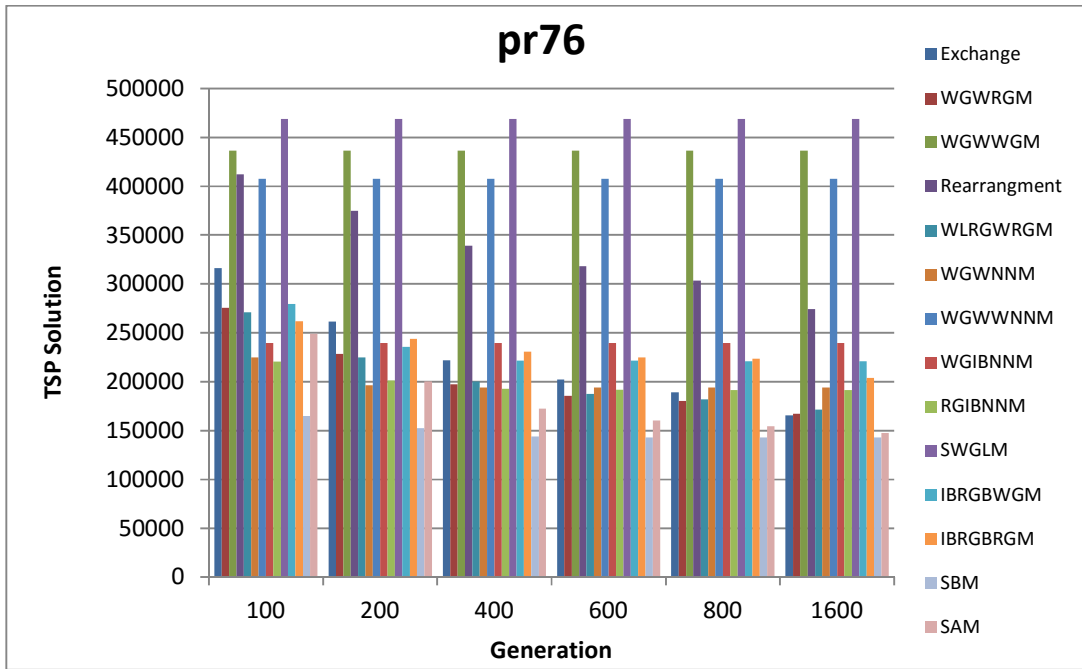


Fig. 10. Mutation's convergence to the minimum value, TSP(pr76)

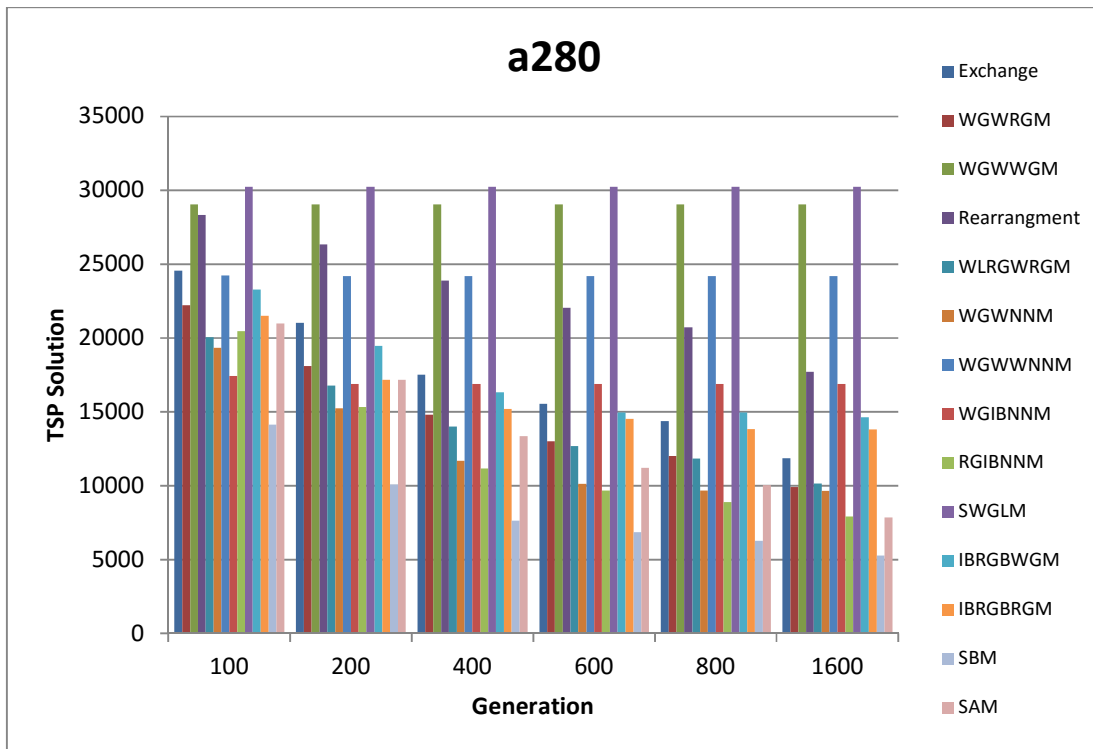


Fig. 11. Mutation's convergence to the minimum value, TSP(a280)

As can be seen from Fig. (11), the best performance was recorded by the SBM algorithm, and this showed faster convergence to the minimum value than any other mutation, followed by the SAM

algorithm. At the level of mutations alone, RGIBNNM, WGWNM and WGWRGM mutations showed better performance than the rest of the mutations. Because of the slow convergence of the SWGLM and WGWGM mutations, they achieved the worst result.

The reason behind the superiority of the SBM is that it tries several mutations and chooses the best among them; however, this of course comes at the cost of time consumed. Although the SBM outperformed the SAM, SAM is still better than SBM in terms of time spent, because SBM tries all mutations available and chooses the best, while SAM selects any one randomly. Moreover, the difference between the two results is sometimes not significant. The good performance of the SAM is due to using a different mutation each time, and this leads to an increase in the diversity of the solutions, and thus enhances the overall performance of the GA.

The second set of experiments attempted to measure the effectiveness of the SBM and SAM in converging to an optimal solution. These methods and all the proposed operators, in addition to the Exchange mutation and Rearrangement mutation, were tested using eleven real TSP problems taken from the TSPLIB, including: rat783, a280, u159, ch130 bier127, kroA100, pr76, berlin52, att48, eil51, pr144.

The genetic algorithm parameters that were selected were the same as in the first test; however, the recorded results were the average of the last generation (1600) after executing the algorithm five times (see Table (1)).

**Table 1. Results of eleven problems obtained for 14 mutation operators after 1600 generations**

Mutation Operator	a280	att48	berlin52	bier127	ch130	eil51	kroA100	pr76	pr144	u159	rat783
Exchange	11869.2	41735.8	9325.4	215206.2	13923.4	509.8	45598	165455	214572.4	135246.8	83228.6
WGWRGM	9915.2	42130.6	10362.4	234106.6	12837.6	494.2	41451	167313.6	193565.2	121377.4	71537.6
WGWGM	29040.4	94137.6	21617.2	523776	36740.6	982.4	121793	436595.8	669730.4	348830.2	166162.8
Rearrangement	17720.4	76202.8	15455.8	373693.2	36740.6	825.8	77789.6	274379.8	367488.2	204830.8	116392.2
WLRGWRGM	10144.6	44551.2	10841	260857.6	12754.8	502.4	45306.4	171531.8	206112.8	118105.8	68574
WGWNM	9661	48153.6	11394.2	344669.8	15848.8	606.6	48481.2	194097	230894	127714.6	58962.2
WGWNNM	24200.4	89590.2	18977.4	536410.4	34828.6	1125.4	105900.6	407641	538643.2	293989.4	143230.2
WGIBNNM	16908	63458.2	14494.2	449897.4	20439.8	663.4	69192.8	239530.8	327544.2	200695.6	103346.2
RGIBNNM	7918	50901.8	9897.2	230228.6	14582.2	544.6	47038.6	191456	204452	118651.8	55770
SWGLM	30226.2	124219.8	23981.6	567181.2	39819.8	1250.6	141481.2	468648.6	700299.4	387527.6	166647.8
IBRGBWGM	14645.2	62512.6	13266.4	313214.8	16706.8	630.6	68558.6	221129.4	293923.6	185087.8	94204.8
IBRGBRGM	13822.4	43981	10835.6	257766	15231.8	559.4	47154.6	203884	261257.4	166975.4	64749.2
<b>SBM</b>	<b>5273</b>	38057	<b>8703</b>	<b>186791</b>	<b>9855</b>	457.6	34402.2	<b>143042</b>	<b>136563</b>	<b>78429</b>	<b>34022</b>
<b>SAM</b>	7844.4	<b>37439</b>	8808.6	200497.6	10175.8	<b>474</b>	<b>34212</b>	147497.4	142275.4	89265.2	59063.2
<b>Optimal</b>	<b>2579</b>	<b>10628</b>	<b>7542</b>	<b>118282</b>	<b>6110</b>	<b>426</b>	<b>21282</b>	<b>108159</b>	<b>58537</b>	<b>42080</b>	<b>8806</b>

From Table 1, results indicate the superiority of the SBM algorithm in most of the problems, such as: a280, rat783, berlin52, bier127, ch130, pr76, pr144, u159. It converges to the optimal faster than the exchange method, and the rest of the test data (cities) were outperformed by the SAM algorithm, such as: att84, eil51, kroA100.

Considering methods that use one mutation only, the Exchange mutation followed by WGWRGM mutation performed better than the other methods. The Exchange mutation was the best in four problems, and the WGWRGM was the best in three problems. At the same time, both methods converged to a minimum value faster than the other methods. WLRGWRGM and RGIBNNM also showed convergence in the rest of the cities better than other methods; both were the best in two problems.

In this experiment, SWGLM showed weak results, followed by WGWWGM which showed slow convergence to a minimum value. However, the importance of these operators has emerged in the diversity of the population, where both helped to achieve new areas for searching to be used by (SAM and SBM).

Although the aim of this paper was not to find the optimal solution for TSP problems, the solutions of the proposed algorithms were close to optimal solutions in some cases, and none could achieve an optimal solution. Perhaps using crossover operators and increasing the number of generations would enhance the solutions of the proposed methods. This shows the importance of using appropriate parameters along with mutation (such as population size, crossover ratio, number of generations, etc.), due to the effective impact of their convergence to a optimal (or near optimal) solution.

## Conclusion

We have proposed several mutation methods (WGWRGM, WGWWGM, WLRGWRGM, GWWNNM, GWWNNM, WGIBNNM, RGIBNNM, SWGLM, IBRGBWGM and IBRGBRGM), in addition to proposing selection approaches (SBM and SAM). Several experiments were conducted to evaluate those methods on several TSP problems, which showed the superiority of some of the proposed methods over the well-known Exchange mutation and Rearrangement mutation methods. The proposed mutations can be used for other problems with some modifications and not only oriented to the TSP problem.

This study also shows that using more than one mutation method in the GA is preferable, because it allows the GA to avoid local optima; the proposed SBM and SAM strategies enhance the performance of the GA. This approach (using more than one mutation for GA) is supported by (31), (32) and (35).

For the use of each mutation alone, some mutations showed better performance than others, and this does not mean that the rest of the mutations have been proved to fail. They can be effective in dealing with other problems, because every problem has a different search space; in this work we found them effective in SBM and SAM, where they encouraged diversity and hence increased the efficiency of both algorithms.

Our future work will include the development of some types of new crossovers, to support the proposed mutations, attempting to further enhance the results, in addition to applying the proposed methods to different problems using different benchmark data.

## References

1. Singh A, Singh R. Exploring Travelling Salesman Problem using Genetic Algorithm. International Journal of Engineering Research & Technology (IJERT). 2014; 3(2).
2. Man KF, Tang KS, Kwong S. Genetic Algorithms: Concepts and Applications. IEEE Transactions on Industrial Electronics. 1996; 43(5): p. 519-534.
3. Gupta D, Ghafir S. An overview of methods maintaining diversity in genetic algorithms. International journal of emerging technology and advanced engineering. 2012; 2(5): p. 56-60.
4. Golberg DE. Genetic algorithms in search, optimization, and machine learning. Addison wesley. 1989.
5. Whitley D. A genetic algorithm tutorial. Statistics and computing. 1994; 4(2): p. 65-85.
6. Tsang PW, Au AT. A genetic algorithm for projective invariant object recognition. In TENCON'96. Proceedings., 1996 IEEE TENCON. Digital Signal Processing Applications; 1996: IEEE. p. 58-63.
7. Paulinas M, Ušinskas A. A survey of genetic algorithms applications for image enhancement and

- segmentation. *Information Technology and control*. 2015; 36(3).
8. Srivastava PR, Kim TH. Application of genetic algorithm in software testing. *International Journal of software Engineering and its Applications*. 2009; 3(4): p. 87-96.
  9. Mohammed AA, Nagib G. Optimal Routing In Ad-Hoc Network Using Genetic Algorithm. *International Journal of Advanced Networking and Applications*. 2012; 3(05): p. 1323-1328.
  10. Ayala HVH, dos Santos Coelho L. Tuning of PID controller based on a multiobjective genetic algorithm applied to a robotic manipulator. *Expert Systems with Applications*. 2012; 39(10): p. 8968-8974.
  11. Gupta H, Wadhwa DS. Speech feature extraction and recognition using genetic algorithm. *International Journal of Emerging*. 2014; 4(1).
  12. Zhong J, Hu X, Gu M, Zhang J. Comparison of performance between different selection strategies on simple genetic algorithms. In *Computational Intelligence for Modelling, Control and Automation, 2005 and International Conference on Intelligent Agents, Web Technologies and Internet Commerce, International Conference*; 2005: IEEE. p. 1115-1121.
  13. Mustafa W. Optimization of Production Systems Using Genetic Algorithms. *International Journal of Computational Intelligence and Applications*. 2003; 3(3): p. 233-248.
  14. Eiben AE, Smith JE. *Introduction to evolutionary computing*: Springer Science & Business Media; 2003.
  15. Eiben AE, Michalewicz Z, Schoenauer M, Smith JE. Parameter control in evolutionary algorithms. In *Parameter setting in evolutionary algorithms*. 2007;; p. 19-46.
  16. Yang S. Adaptive non-uniform mutation based on statistics for genetic algorithms. In *Proceedings of the 2002 Genetic and Evolutionary Computation, GECCO'02, Part II*; 2002; Berlin. p. 490-495.
  17. Spears WM. Crossover or mutation. *Foundations of genetic algorithms*. 1992; 2: p. 221-237.
  18. Deb K, Agrawal S. Understanding interactions among genetic algorithm parameters. *Foundations of Genetic Algorithms*. 1999;; p. 265-286.
  19. Nicoară ES. Mechanisms to avoid the premature convergence of genetic algorithms. *Petroleum-Gas University of Ploiești Bulletin, Math.-Info.-Phys*. 2009;; p. 87-96.
  20. Suh JY, Van Gucht D. Incorporating heuristic Information into Genetic Search. In *Proceedings of the Second International Conference on Genetic Algorithms*; 1987. p. 100-107.
  21. Deb K, Deb D. Analysing mutation schemes for real-parameter genetic algorithms. *International Journal of Artificial Intelligence and Soft Computing*. 2014; 4(1): p. 1-28.
  22. Wagner S, Affenzeller M, Beham A, Kronberger GK, Winkler SM. Mutation effects in genetic algorithms with offspring selection applied to combinatorial optimization problems. In *In Proceeding of*

22nd European modeling and simulation symposium EMSS; 2010.

23. Korejo I, Yang S, Brohi K, Khuhro ZUA. Multi-Population Methods with Adaptive Mutation for Multi-Modal Optimization Problems. *International Journal on Soft Computing, Artificial Intelligence and Applications (IJSCAI)*. 2013; 2(2).
24. Deep K, Mebrahtu H. Combined mutation operators of genetic algorithm for the travelling salesman problem. *International Journal of Combinatorial Optimization Problems and Informatics*. 2011; 2(3): p. 1-23.
25. Bäck T, Schwefel HP. An overview of evolutionary algorithms for parameter optimization. *Evolutionary computation*. 1993; 1(1): p. 1-23.
26. Larrañaga P, Kuijpers CMH, Murga RH, Inza I, Dizdarevic S. Genetic algorithms for the travelling salesman problem: A review of representations and operators. *Artificial Intelligence Review*. 1999; 13(2): p. 129-170.
27. Banzhaf W. The “molecular” traveling salesman. *Biological Cybernetics*. 1990; 64(1): p. 7-14.
28. T I MZ. *Genetic Algorithms+ data Structures= Evolutionary Programs* Berlin: Springer; 1992.
29. Soni N, Kumar T. Study of Various Mutation Operators in Genetic Algorithms. (*IJCSIT*) *International Journal of Computer Science and Information Technologies*. 2014; 5(3): p. 4519-4521.
30. Fogel DA. A parallel processing approach to a multiple travelling salesman problem using evolutionary programming. In *Proceedings of the Fourth annual Symposium on Parallel Processing*; 1990. p. 318–326.
31. Hong TP, Wang HS, Lin WY, Lee WY. Evolution of appropriate crossover and mutation operators in a genetic process. *Applied Intelligence*. 2002; 16(1): p. 7-17.
32. Hong TP, Wang HS, Chen WC. Simultaneously applying multiple mutation operators in genetic algorithms. *Journal of heuristics*. 2000; 6(4): p. 439-455.
33. Hilding F, Ward K. Automated Crossover and Mutation Operator Selection on Genetic Algorithms. In *Proceedings of the 9th International Conference on Knowledge-Based and Intelligent Information and Engineering Systems*; 2005; Melbourne. p. 903-909.
34. Louis SJ, Tang R. Interactive genetic algorithms for the traveling salesman problem. In *Genetic and Evolutionary Computation Conf.(ICGA-99)*; 1999. p. 1043-1048.
35. Hong TP, Wang HS. A Dynamic Mutation Genetic Algorithm. In *Systems, Man, and Cybernetics, 1996., IEEE International Conference*; 1996: IEEE. p. 2000-2005.
36. Clune J, Misevic D, Ofria C, Lenski RE, Elena SF, Sanju R. Natural Selection Fails to Optimize Mutation Rates for Long-Term Adaptation on Rugged Fitness Landscapes. 2008; 4(9).
37. Wang B, Wei X, Dong J, Zhang Q. Correction: Improved Lower Bounds of DNA Tags Based on a



- Modified Genetic Algorithm. 2015; 10(6).
38. Dong M, Wu Y. Dynamic Crossover and Mutation Genetic Algorithm Based on Expansion Sampling. In Artificial Intelligence and Computational Intelligence. 2009;: p. 141-149.
  39. Patil S, Bhende M. Comparison and Analysis of Different Mutation Strategies to improve the Performance of Genetic Algorithm. (IJCSIT) International Journal of Computer Science and Information Technologies. 2014; 5(3): p. 4669-4673.
  40. Sallabi OM, El-Haddad Y. An improved genetic algorithm to solve the traveling salesman problem. World Academy of Science, Engineering and Technology. 2009; 52(3): p. 471-474.
  41. TSPLIB. [Online]. [cited 2015 9 17. Available from: <http://comopt.ifl.uni-heidelberg.de/software/TSPLIB95/>.