

Application of an Extended Random Phase Approximation on Giant Resonances in Light, Medium and Heavy Mass Nuclei

V. Tselyaev and N. Lyutorovich

St. Petersburg State University, 7/9 Universitetskaya nab., St. Petersburg, 198504, Russia

J. Speth* and S. Krewald

Institut für Kernphysik, Forschungszentrum Jülich, D-52425 Jülich, Germany

P.-G. Reinhard

Institut für Theoretische Physik II, Universität Erlangen-Nürnberg, D-91058 Erlangen, Germany

(Dated: November 23, 2021)

We present results of the time blocking approximation (TBA) on giant resonances in light, medium and heavy mass nuclei. The TBA is an extension of the widely used random-phase approximation (RPA) adding complex configurations by coupling to phonon excitations. A new method for handling the single-particle continuum is developed and applied in the present calculations. We investigate in detail the dependence of the numerical results on the size of the single particle space and the number of phonons as well as on nuclear matter properties. Our approach is self-consistent, based on an energy-density functional of Skyrme type where we used seven different parameter sets. The numerical results are compared with experimental data.

PACS numbers: 21.30.Fe, 21.60.-n, 21.60.Jz, 24.30.Cz, 21.10.-k

I. INTRODUCTION

Self-consistent mean-field models have developed over the decades to a powerful tool for the description of nuclear structure and dynamics all over the periodic table [1–4]. Time-dependent mean-field theory allows to simulate a great variety of excitations and dynamical processes [5]. Giant resonances are described well in the small amplitude limit where the space of one-particle one-hole $1p1h$ excitations is explored which is, in fact, identical to the widely used random phase approximation (RPA). Here one is able to calculate mean energies and total transition strengths. In order to describe also the fine structure of bound states and the total width of giant resonances one has to include correlations beyond $1p1h$. Such calculations have been performed in self-consistent as well as in non-self-consistent approaches. Extended theories may include, e.g., two-particle two-hole configurations [6] or one may consider the fragmentation of the single-particle states due to the coupling to phonons [7–10]. Within the latter approach isoscalar electric monopole resonances and quadrupole resonances were well reproduced in medium and heavy mass nuclei [9–13]. In light nuclei like ^{16}O the present theory is unable to reproduce the experimental isoscalar cross sections quantitatively as important decay channels are still missing. This will be discussed in chapter III.

One might assume that mean-field theories which describe bulk properties of nuclei, such as the Thomas-Reiche-Kuhn (TRK) sum rule and the nuclear symmetry energy [14], as well as shell effects rather well should

also reproduce the centroid energies of the giant dipole resonance (GDR). This is not the case, however, as has worked out in systematic surveys based on RPA spectra [15–17]. It was impossible to describe ground-state properties and the centroid energy of the GDR both in light and heavy nuclei with the same effective interaction. The problem is more serious than it might appear at a first glance because the physics of the GDR is closely connected with the neutron skin thickness and the low-lying dipole strength: the so-called pygmy resonances [18–20]. These states are presently investigated experimentally because of their impact on the isotope abundance produced in supernova explosions [21].

Recently we showed that the explicit inclusion of quasi particle-phonon coupling may help to solve the problem of mean-field theories in reproducing the centroid energies of the GDR [22]. Within the time blocking approximation (TBA) [8, 9], we obtained a reasonably good quantitative agreement with the experimental data for the GDR in light (^{16}O), medium (^{48}Ca) and heavy (^{208}Pb) nuclei. As we went beyond the mean-field approach we had to adjust new Skyrme forces, where we concentrated on the GDR in ^{16}O within the conventional $1p1h$ RPA. The phonon contribution did hardly change the $1p1h$ RPA result in ^{16}O but moved the GDR in ^{48}Ca and ^{208}Pb closer to the experimental values. The isoscalar giant monopole (GMR) and giant quadrupole resonances (GQR) were shown in a short note [10] using an improved version of TBA that derived all matrix elements consistently from the given (Skyrme) energy-density functional and calculated them without any approximations and included the single-particle continuum thus avoiding the artificial discretization implied in earlier TBA calculations. The present publication discusses in detail the formalism of the short note [10]. Moreover,

* J.Speth@fz-juelich.de

we present a new treatment of the single-particle continuum which allows to include exactly the velocity dependent terms and the spin-orbit interaction. We scrutinize the phonon-coupling model by studying the dependence of the results on the numerical parameters of the model (more formal details were presented recently in [23]). The theoretical spectral distributions for the GMR, GQR and GDR of ^{16}O , ^{40}Ca , ^{48}Ca and ^{208}Pb are compared with the experimental ones. We use seven different Skyrme parametrizations in order to find out how these giant resonances depend on some specific gross properties of nuclear matter. As an important result we found that the isoscalar GMR and GQR as well as isovector GDR can be simultaneously well reproduced by properly chosen Skyrme parametrizations.

The paper is organized as follows. In Chapter II we present in the Sec. A the basic formulas of the self-consistent RPA and TBA. In Sec. B we present seven different Skyrme parametrizations which reproduce the usual ground-state properties and give reasonably good results for isovector as well as isoscalar electric giant resonances. The Skyrme parametrizations were characterized in terms of nuclear matter properties (NMP) from which we consider in particular four key quantities: incompressibility K , effective mass m^*/m , symmetry energy, and enhancement factor for the TRK sum rule κ_{TRK} (equivalent to isovector effective mass). We investigated in detail the influence of these four NMP on the GDR, the giant isoscalar monopole and quadrupole resonances. Problems connected with the tuning of the parameters are discussed in Sec. C. Details of the calculation scheme are given in Chapter III. In Sec. A we discuss the single-particle basis and in Sec. B the effect of the exact continuum treatment on our results. In Sec. C we investigate in detail the dependence of the TBA results on the number of phonons included. Chapter IV presents our results. In Sec. A the impact of the phonon coupling on the resonances is shown and in Sec. B we compare our final results with experimental data. In the last chapter we summarize our investigations.

II. THE METHOD

A. The basic equations

1. Conventional RPA

The original derivation of the RPA equations in nuclear physics is based on the time-dependent Hartree-Fock methods where one considered small amplitude dynamics about a Hartree-Fock ground state [24]. From this derivation, one may obtain the impression that the RPA is a very limited approach. This is actually not the case if one considers the derivation within the Green function method. All details and the explicit expressions can be found in Ref. [25]. The transition matrix element of a one-particle operator between the exact ground state

of an A -particle system and an excited state m is given as:

$$\langle Am|Q|A0\rangle = \sum_{\nu_1\nu_2} Q_{\nu_1\nu_2}^{\text{eff}} \chi_{\nu_1\nu_2}^m. \quad (1)$$

Here Q^{eff} are effective operators and χ^m are the quasiparticle-quasihole matrix elements which are given by the equation:

$$(\epsilon_{\nu_1} - \epsilon_{\nu_2} - \Omega) \chi_{\nu_1\nu_2}^m = (n_{\nu_1} - n_{\nu_2}) \sum_{\nu_3\nu_4} F_{\nu_1\nu_4\nu_2\nu_3}^{ph} \chi_{\nu_3\nu_4}^m \quad (2)$$

where F^{ph} is the renormalized ph interaction. All relations have been derived without any approximations. Therefore conservation laws can be applied. E.g., the effective electric operators reduces to the bare ones due to Ward identities in the long-wave length limit. The derivation of the RPA equation starts with the equation of motion (Dyson equation) for the one-particle Green function. The basic input is the mass operator Σ which include all information on the many-body system. The most general form is given as:

$$\Sigma = \Sigma(\mathbf{r}, \mathbf{p}, \epsilon) \quad (3)$$

It depends on the coordinate \mathbf{r} , the momentum \mathbf{p} (non-locality), and the energy ϵ .

Note: the RPA equations derived here are formally identical with the corresponding equations derived in the linear response limit of time-dependent density-functional theory (TDDFT) in the next section. The crucial difference is the mass operator in Eq. 3 which is energy dependent in a general many-body theory whereas it turns out to be independent of energy in (TDDFT). As the various quantities in the general case and in linear response are different, we also use different symbols.

In the general case, the expression for the effective mass has the form:

$$\frac{m}{m^*} = \frac{\left(1 + 2m \frac{\delta\Sigma}{\delta p^2}\right)_F}{\left(1 - \frac{\delta\Sigma}{\delta\epsilon}\right)_F}. \quad (4)$$

The nominator is called k -mass and the denominator E -mass [26]. They are related to the non-locality and energy-dependence of the mass operator, respectively. If the mass operator does not depend on the energy, the denominator is equal to one. In the case of a totally energy independent mass operator, the formulas become much simpler as the single-particle strength is equal to one [27]. The effective operators are in all cases equal to the bare operators and also the ph -interaction is not renormalized.

In our extended model (the TBA), we introduce complex configurations by coupling phonons to the single-particle states. This introduces an energy dependence into the mass operator in first order [28]. For this reason the single-particle strength is less than one and we obtain

a contribution to the E -mass. This is the well known shift due to phonon coupling. All this is correctly taken care of in the TBA. But we will not address single-particle effects explicitly later on.

2. Self-consistent RPA

Our approach is based on the version of the response function formalism developed within the Green function method (see Ref. [25]). In the general case the distribution of the strength of transitions in the nucleus caused by some external field represented by the single-particle operator Q is determined by the strength function $S(E)$ which is defined in terms of the response function $R(\omega)$ by the formulas

$$S(E) = -\frac{1}{\pi} \text{Im} \Pi(E + i\Delta), \quad (5)$$

$$\Pi(\omega) = -\langle Q | R(\omega) | Q \rangle, \quad (6)$$

where E is an excitation energy, Δ is a smearing parameter, and $\Pi(\omega)$ is the (dynamic) polarizability.

The first model used in our calculations is the self-consistent RPA based on TDDFT with the energy density functional $E[\rho]$. The TDDFT equations imply that $[\rho, h] = 0$ where ρ is the single-particle density matrix satisfying the condition $\rho^2 = \rho$, and h is the single-particle Hamiltonian,

$$h_{12} = \frac{\delta E[\rho]}{\delta \rho_{21}}. \quad (7)$$

The numerical indices here and in the following denote the set of the quantum numbers of some single-particle basis. It is convenient to introduce the basis that diagonalizes simultaneously the operators h and ρ :

$$h_{12} = \varepsilon_1 \delta_{12}, \quad \rho_{12} = n_1 \delta_{12}, \quad (8)$$

where $n_1 = 0, 1$ is the occupation number. In what follows the indices p and h will be used to label the single-particle states of the particles ($n_p = 0$) and holes ($n_h = 1$) in this basis.

In RPA, the response function is a solution of the following Bethe-Salpeter equation (BSE)

$$R^{\text{RPA}}(\omega) = R^{(0)}(\omega) - R^{(0)}(\omega) V R^{\text{RPA}}(\omega), \quad (9)$$

where $R^{(0)}(\omega)$ is the uncorrelated $1p1h$ propagator and V is the residual interaction. The $1p1h$ propagator $R^{(0)}(\omega)$ is defined as

$$R^{(0)}(\omega) = -(\omega - \Omega^{(0)})^{-1} M^{\text{RPA}}, \quad (10)$$

where the matrices $\Omega^{(0)}$ and M^{RPA} are defined in the $1p1h$ configuration space. M^{RPA} is the metric matrix

$$M_{12,34}^{\text{RPA}} = \delta_{13} \rho_{42} - \rho_{13} \delta_{42}. \quad (11)$$

The matrix $\Omega^{(0)}$ has the form

$$\Omega_{12,34}^{(0)} = h_{13} \delta_{42} - \delta_{13} h_{42}. \quad (12)$$

In the self-consistent RPA based on the energy density functional $E[\rho]$ one has

$$V_{12,34} = \frac{\delta^2 E[\rho]}{\delta \rho_{21} \delta \rho_{34}}, \quad (13)$$

so the quantities h and V appear to be linked by Eqs. (7) and (13).

The propagator $R^{\text{RPA}}(\omega)$, being a matrix in $1p1h$ space, is a rather bulky object. For practical calculations, it is more convenient to express it in terms of RPA amplitudes z_{12}^n by virtue of the spectral representation

$$R_{1234}^{\text{RPA}}(\omega) = -\sum_n z_{12}^n \frac{\text{sgn}(\omega_n)}{\omega - \omega_n} (z_{34}^n)^* \quad (14)$$

where n labels the RPA eigenmodes and ω_n is the eigenfrequency. Inserting that into Eq. (9) and filtering the pole at $\omega = \omega_n$ yields the familiar RPA equations

$$\sum_{34} \left(\Omega_{12,34}^{(0)} + \sum_{56} M_{12,56}^{\text{RPA}} V_{56,34} \right) z_{34}^n = \omega_n z_{12}^n, \quad (15)$$

where the transition amplitudes z^n are normalized by the condition

$$\sum_{12,34} (z_{12}^n)^* M_{1234}^{\text{RPA}} z_{34}^{n'} = \text{sgn}(\omega_n) \delta_{n,n'}. \quad (16)$$

These equations determine the set of eigenstates n with amplitudes z_{12}^n and frequencies ω_n .

3. Phonon coupling model

The second model is the quasiparticle-phonon coupling model within the time-blocking approximation (TBA) [8, 9, 12, 29] (without ground state correlations beyond the RPA included in [8, 9, 12, 29] and without pairing correlations included in [9]). This model, which in the following will be referred to as TBA, is an extension of RPA including $1p1h \otimes$ phonon configurations in addition to the $1p1h$ configurations incorporated in the conventional RPA. The BSE for the response function in the TBA is

$$R^{\text{TBA}}(\omega) = R^{(0)}(\omega) - R^{(0)}(\omega) (V + \tilde{W}(\omega)) R^{\text{TBA}}(\omega), \quad (17)$$

$$\tilde{W}(\omega) = W(\omega) - W(0), \quad (18)$$

where the induced interaction $\tilde{W}(\omega)$ serves to include contributions of $1p1h \otimes$ phonon configurations.

The matrix $W(\omega)$ in Eq. (18) is defined in the $1p1h$ subspace and can be represented in the form

$$W_{12,34}(\omega) = \sum_{c, \sigma} \frac{\sigma F_{12}^{c(\sigma)} F_{34}^{c(\sigma)*}}{\omega - \sigma \Omega_c}, \quad (19)$$

where $\sigma = \pm 1$, $c = \{p', h', n\}$ is an index of the subspace of $1p1h \otimes$ phonon configurations, n is the phonon's index,

$$\Omega_c = \varepsilon_{p'} - \varepsilon_{h'} + \omega_n, \quad \omega_n > 0, \quad (20)$$

$$F_{12}^{c(-)} = F_{21}^{c(+)*}, \quad F_{ph}^{c(-)} = F_{hp}^{c(+)} = 0, \quad (21)$$

$$F_{ph}^{c(+)} = \delta_{pp'} g_{h'h}^n - \delta_{h'h} g_{pp'}^n, \quad (22)$$

g_{12}^n is an amplitude of the quasiparticle-phonon interaction. These g amplitudes (along with the phonon's energies ω_n) are determined by the positive frequency solutions of the RPA equations and the emerging z amplitudes as

$$g_{12}^n = \sum_{34} V_{12,34} z_{34}^n. \quad (23)$$

where $V_{12,34}$ is the same residual interaction (13) as used in RPA. In our DFT-based approach the energy density functional $E[\rho]$ in Eqs. (7) and (13) is the functional of the Skyrme type with free parameters which are adjusted to experimental data. In this case $E[\rho]$ already effectively contains a part (actually the stationary part) of the contributions of those $1p1h \otimes$ phonon configurations which are explicitly included in the TBA. Therefore, in the theory going beyond the RPA, the problem of double counting and of ground-state stability arises [30]. To avoid this problem in the TBA, we use the subtraction method. It consists in the replacement of the amplitude $W(\omega)$ by the quantity $\bar{W}(\omega) = W(\omega) - W(0)$ as it is given in Eq. (17). In Ref. [31] it was shown that, in addition to the elimination of double counting, the subtraction method ensures stability of solutions of the TBA eigenvalue equations.

B. Basics on the Skyrme functional and related parameters

From the variety of self-consistent nuclear mean-field models [2], we consider here a non-relativistic branch, the widely used and very successful Skyrme-Hartree-Fock (SHF) functional. A detailed description of the functional is found in the reviews [2, 16, 32]. We summarize the essential features: The functional depends on a couple of local densities and currents (density, gradient of density, kinetic-energy density, spin-orbit density, current, spin density, kinetic spin-density). It consists of quadratic combinations of these local quantities, corresponding to pairwise contact interactions. The term with the local densities is augmented by a non-quadratic density dependence to provide appropriate saturation. One adds a simple pairing functional to account for nuclear superfluidity. The typically 13–14 model parameters are determined by a fit to a large body of experimental data on bulk properties of the nuclear ground state. For recent examples see [3, 15, 33].

	K [MeV]	m^*/m	a_{sym} [MeV]	κ_{TRK}
SV-bas	234	0.90	30	0.4
SV-kap00	234	0.90	30	0.0
SV-mas07	234	0.70	30	0.4
SV-sym34	234	0.90	34	0.4
SV-K218	218	0.90	30	0.4
SV-m64k6	241	0.64	27	0.6
SV-m56k6	255	0.56	27	0.6

TABLE I. Nuclear matter properties for the Skyrme parametrizations used in this study: incompressibility K , isoscalar effective mass m^*/m , symmetry energy a_{sym} , Thomas-Reiche-Kuhn sum rule enhancement κ_{TRK} . The first five parametrizations stem from [15], the last two from [22].

The properties of the forces can be characterized, to a large extent, by nuclear matter properties (NMP), i.e. equilibrium properties of homogeneous, symmetric nuclear matter, for which we have some intuition from the liquid-drop model [34]. Of particular interest for resonance excitations are the NMP which are related to response to perturbations: incompressibility K (isoscalar static), effective mass m^*/m (isoscalar dynamic), symmetry energy a_{sym} (isovector static), TRK sum rule enhancement κ_{TRK} (isovector dynamic). We aim at exploring the effect of phonon coupling under varying conditions and thus use here parametrizations from recent fits presented in [15] which provides a systematic variation of these four NMP.

Table I lists the selection of parametrizations and their NMP. SV-bas is the base point of the variation of forces. Its NMP are chosen such that dipole polarizability and the three most important giant resonances (GMR, GDR, and GQR) in ^{208}Pb are well reproduced by Skyrme-RPA calculations. Each one of the next four parametrizations vary exactly one NMP while keeping the other three at the SV-bas value. These 1+4 parametrizations allow to explore the effect of each NMP separately. It was figured out in [15] that there is a strong relation between each one of the four NMP and one specific giant resonance: K affects mainly the GMR, m^*/m affects mainly the GQR, κ_{TRK} affects the GDR, and a_{sym} is linked to the dipole polarizability [35].

Finally, the last two parametrizations in Table I were developed in [22] with the goal to describe, within TBA, at the same time the GDR in ^{16}O and ^{208}Pb . This required to push up the RPA peak energy which was achieved by low a_{sym} in combination with high κ_{TRK} . To avoid unphysical spectral distributions for the GDR, a very low m^*/m was used.

C. The problem of tuning a parametrization

Looking only on average resonance energies, the tuning of parametrizations is simple. As mentioned before, the three giant resonances which we consider couple each one almost exclusively to one property, the GMR to the

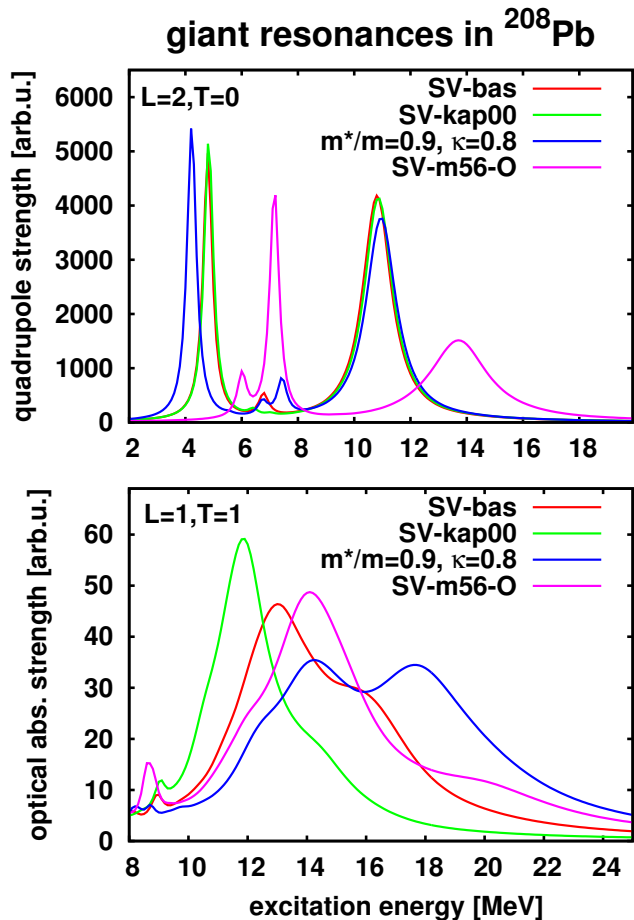


FIG. 1. Dipole strength (lower panel) and quadrupole strength (upper panel) for four parametrizations as indicated. The smooth spectra are obtained from folding with Gaussians of linearly increasing width $\Gamma = \max(0.2, (E - 8)/5)$ MeV.

incompressibility K , the GDR to the TRK sum rule enhancement κ_{TRK} , and the GQR to the isoscalar effective mass m^*/m . This suggests that one can adjust these three resonances independently at wish. However, problems appear when looking at the detailed spectral distributions. We observed in our investigations that the shift in average resonance energies does usually not correspond to a global shift of the spectral distribution, but rather to a redistribution of strength over the spectrum. However, such redistribution can lead to unrealistic profiles and that is what is often hindering a light-hearted adjustment.

Figure 1 shows detailed spectra for four parametrizations. SV-kap00 as compared to SV-bas corresponds to a shift of κ_{TRK} from 0.4 (for SV-bas) down to 0. This has no effect on the GQR and leads to a visible downshift of the GDR. This downshift does also change the profile to the extent that high-energy bump at 16 MeV in SV-bas now appears at 14 MeV and, more important, becomes much smaller. Thus the way from SV-kap00 to SV-bas already changes somewhat the profile, but at a harmless

level.

Now we try to up-shift the GDR by enhancing dramatically κ_{TRK} to 0.8 while keeping $m^*/m = 0.9$ at the value of SV-bas. This leads to the blue curves in the figure. It is gratifying to see that the GQR remains where it should be. The GDR makes the wanted up-shift. However, this happens at the price of a totally unrealistic double humped structure of the GDR. Mind that the upper bump appears in so pronounced manner in spite of energy-dependent folding width. Mere enhancement of κ_{TRK} seems thus no solution to the wanted up-shift of the GDR. The former solution was to use much lower $m^*/m = 0.56$ to curb down the double hump. This is successful for the GDR (purple line) however disastrous for the GQR. Not only that the too high GQR position cannot be cured by phonon coupling, but also that the low energy spectrum is grossly unrealistic. This looks like a deadlock for global improvement and it is at the level of RPA. The situation becomes more graceful for TBA as we will see later.

III. DETAILS OF THE CALCULATION SCHEME

A. Single-particle basis and residual interaction

The response functions both for RPA and TBA, Eqs. (9) and (17), are solved in a discrete basis defined as a set of solutions of the Schrödinger equation with box boundary conditions. Both equations are solved in the same large configuration space. A new method to include the continuum in the discrete basis representation is explained in Appendix A. The residual interaction V in Eqs. (9) and (17) is derived from the energy functionals according to Eq. (13). In the case of the energy density functional $E[\rho]$ built on the Skyrme forces, the amplitude V determined by Eq. (13) contains zero-range (velocity-independent) and velocity-dependent parts. The scheme for taking into account the zero-range part of the residual interaction adopted in our calculations is described in Refs. [9, 13]. A detailed description of the computation of the matrix elements in connection with the Skyrme functional is found in [23].

We will consider only doubly-magic nuclei. They have closed shells and pairing is inactive. The box sizes in the RPA and TBA calculations are 15 fm for ^{16}O , $^{40,48}\text{Ca}$ and 18 fm for ^{208}Pb . The single-particle basis in which we solve the RPA and TBA equations include single-particle states up to $\varepsilon_{\text{max}} = 100$ MeV (see our discussion in the next two sections). In the TBA calculations we apply the subtraction recipe (18) [31]. As mentioned before, this procedure eliminates double counting, resolves stability problems, and restores the Thouless theorem.

B. Effect of the exact Continuum

As mentioned before, we included the full single-particle continuum into our TBA calculations. For this, we use a new technique which allows a continuum treatment in connection with full self-consistency RPA as outlined in Appendix A. This method uses the discrete basis representation and recovers the exact method [36] of treatment of the continuum in the coordinate representation if the discrete basis is sufficiently complete (ε_{\max} high enough) and the radius of the box (R_{box}) is sufficiently large (see Appendix A). To check the accuracy of our method, we first compare the results obtained within the continuum RPA (CRPA) in the discrete basis representation (hereafter called CRPA_{d.b.}) with the results of the CRPA in the coordinate representation (CRPA_{c.r.}). As an example, we consider calculations of the GMR in the fully self-consistent CRPA based on the Skyrme energy density functional with the T6 parametrization [37] producing the nucleon effective mass $m^*/m = 1$. As was shown in Ref. [38], the fully self-consistent CRPA_{c.r.} scheme in this special case has relatively simple form. The results for the nucleus ^{16}O are shown in Fig. 2. The function $F(E)$ presented in this figure is the fraction of the energy-weighted sum rule (EWSR) defined as

$$F(E) = E S(E)/m_1, \quad (24)$$

where $S(E)$ is the strength function defined in Eq.(5) and $m_1 = \int dE, E S(E)$ is the energy-weighted moment of $S(E)$ determined by the known EWSR [39].

In the upper panel of Fig. 2 the CRPA_{c.r.} results are compared with CRPA₁₀₀ obtained in the discrete basis with $E_{\text{cut}} = 100$ MeV. The equations of the CRPA_{c.r.} were solved with a mesh spacing $h = 0.05$ fm in r -space and box size $R_{\text{box}} = 15$ fm. All these calculations used a smearing parameter $\Delta = 200$ keV. The difference between the CRPA₁₀₀ and CRPA_{c.r.} curves is small and hardly visible. The CRPA₃₀₀ obtained in the discrete basis with $E_{\text{cut}} = 300$ MeV and CRPA_{c.r.} curves are practically indistinguishable, so we do not show them. In the lower panel of Fig. 2 the discrete RPA (DRPA) results obtained by the coordinate representation method of Ref. [38] are compared with the CRPA function for ^{16}O and, again, $\Delta = 200$ keV. In this case, the difference between these results is large.

Thus we see that the magnitude of the continuum effects on nuclear excitations is different in light and heavy nuclei. To see the trend we have calculated the GDR in the nuclei ^{16}O , ^{48}Ca , ^{132}Sn and ^{208}Pb within two schemes: CRPA_{d.b.} and DRPA_{d.b.} using the Skyrme parametrization SV-bas [40]. The results are presented in Fig. 3. In this figure, the photo-absorption cross sections normalized to the classical values $\sigma_{\text{class.}} = \frac{5}{3}\pi\langle r^2 \rangle$ are shown. The mean-square radii $\langle r^2 \rangle$ have been calculated for the each nucleus using its Skyrme-Hartree-Fock ground-state. The $\sigma_{\text{class.}}$ are: 378.5 mb for ^{16}O , 654.5 mb for ^{48}Ca , 1204.0 mb for ^{132}Sn , and 1605.1 mb for ^{208}Pb .

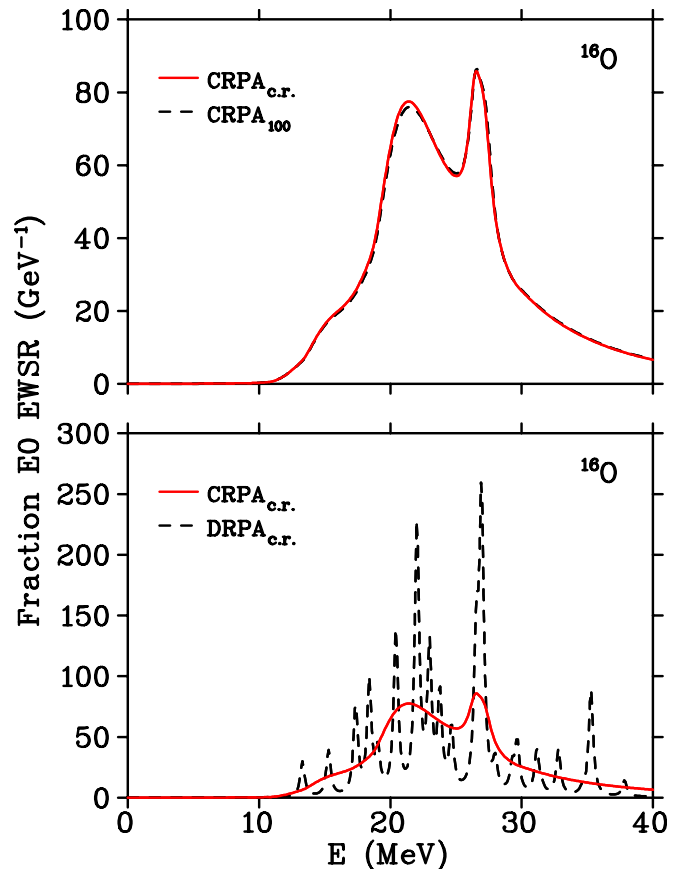


FIG. 2. ISGMR in ^{16}O calculated within fully self-consistent RPA based on the Skyrme energy density functional with the T6 parametrization [37]. Fractions of the $E0$ EWSR are shown. Upper panel: the CRPA_{c.r.} function obtained by making use of the method of Ref. [38] is presented by the red solid line. The CRPA₁₀₀ function obtained in the discrete basis with $\varepsilon_{\max} = 100$ MeV is presented by the black dashed line. Lower panel: the CRPA_{c.r.} function (red solid line) is compared with the DRPA_{c.r.} function (black dashed line) obtained by the same method of Ref. [38]. Smearing parameter $\Delta = 200$ keV was used in all the calculations.

As can be seen, the effect of the single-particle continuum is strongest in the light nuclei ^{16}O and ^{40}Ca . In ^{16}O nucleus, the CRPA and DRPA results significantly differ at $\Delta \lesssim 400$ keV. Even at $\Delta = 1$ MeV the difference is noticeable. It disappears only at $\Delta = 2$ MeV. In ^{48}Ca the difference between the CRPA and DRPA becomes small at $\Delta \gtrsim 1$ MeV. The same is true for ^{132}Sn , though in whole this difference here is less than in ^{48}Ca . These results are in agreement with the conclusions of Refs. [7, 41, 42]. In the heavy nucleus ^{208}Pb , the effect of the

single-particle continuum is small and is manifested only at $\Delta \lesssim 200$ keV.

In Fig. 4, for ^{16}O , and Fig. 5, for ^{40}Ca , we compare the TBA results obtained with the exact continuum treatment (CTBA) and the discretized approximation (DTBA). Here, blue dashed and red dashed-dotted lines represent the DTBA results for smearing parameters $\Delta = 400$ and 700 keV, respectively. The expression "strength" in the Y-axes mean fractions EWSR for GMR and GQR and photo-absorption cross section for GDR. The experimental data for GMR and GQR in ^{16}O were taken from Ref. [43] and for GDR in ^{16}O from [44]. The data for ^{40}Ca were taken from Refs. [45] and [46], respectively. The figures show that, for light nuclei, increasing Δ (DTBA) damps the artificial fine structure of the discrete approach. But, at the same time, it wipes out important physical features. Hence, it is impossible to reproduce CTBA results for strength functions of light nuclei by using the DTBA, both with small and large smearing parameters.

The experimental profiles for the two isoscalar resonances in ^{16}O look very different from the isovector GDR and from all resonances in heavier nuclei. The theoretical GQR shows a narrow peak where as the experimental strength is nearly continuously distributed over more than 20 MeV. The same is true also for the experimental GMR strength. Here the theoretical strength distribution is very broad and shows at least some qualitative similarity. There are little differences between the various parameter sets. The question arises why are we not able to reproduce theoretically these two resonances while the results in the heavier nuclei are in good qualitative in many cases even in quantitative agreement with experiment? For the GQR the explanation is simple: The dominant decay channel of the GQR in ^{16}O is the α -decay into the ground state and the first excited state of ^{12}C [47]. In the range between 18-23 MeV the α -decay width is 90% of the total decay width and between 23-27 MeV 70%. This reaction mechanism is included neither in RPA nor in TBA. This is probably the reason why theory overestimates the peak height of the cross section and does not reproduce the very broad experimental distribution. While the theoretical GQR cross section in ^{16}O shows a well concentrated resonance, the theoretical monopole distribution is very broad as no narrow single-particle resonances can contribute. It resembles more the experimental pattern but is at least a factor of two too high in the resonance region. The situation is completely different for the GDR. Our continuum calculation reproduces nearly quantitatively the shape and magnitude of the experimental distribution. The reason is that the GDR is dominated by the $1\hbar\omega$ transitions which practically exhaust the TRK-sum rule. However, the peak of the distribution are typically 1 MeV too low for the present Skyrme parameterization.

Figure 5 compares DTBA and CTBA for the case of ^{40}Ca . The agreement between theory and experiment is very good for the GQR and GDR. In the case of the

GMR our theoretical distribution is about 2 MeV too high compared with the experimental distribution.

C. The dependence on the number of phonons

In all the TBA calculations we use a large single-particle (s.p.) basis both in the phonons and in the complex ($1p1h \otimes$ phonon) configurations, that is, a large number of $1p1h$ states in these configurations. As it was mentioned in Sec. III A, the upper limit for s.p. energies in all calculations for all nuclei was $\varepsilon_{\text{max}} = 100$ MeV. At the same time, only collective phonons were used in the complex configurations.

The dependence of the theoretical results on the number of phonons used in the calculation is of crucial importance. For this reason we investigate this question in some detail. The result of our investigations for the GDR in ^{16}O is summarized in Fig. 6. The energies E_0 and the widths Γ where derived from the theoretical cross section by a Lorentzian fit. We performed TBA calculations with and without the subtraction procedure. The two approaches give very different results. For comparison the RPA results are shown in the left upper corner of each figure.

In the left column of Fig. 6, the dependence of E_0 and Γ is presented as a function of the maximal phonon energies $E_{\text{max}}^{\text{phon}}$. From Table II, one obtains the connection between $E_{\text{max}}^{\text{phon}}$ and the number of phonons considered in each calculation. The single-particle basis in which we solve the RPA and TBA equations includes s.p. states up to $\varepsilon_{\text{max}} = 100$ MeV and phonons up to the maximal phonon energy $E_{\text{max}}^{\text{phon}} = 80$ MeV. In the right column the same quantities are shown as a function of the lower cutoff for transition strength B_{cut} of the phonons where

$$B_{\text{cut}} = B(EL)/B(EL)_{\text{max}}, \quad (25)$$

$B(EL)_{\text{max}}$ is the maximal reduced probability of the excitation of the phonon states with the given angular momentum L . The connection between B_{cut} and the number of phonons can be found again in Table II. A too large number of phonons causes two problems: violation of the Pauli principle and double counting. We reduce these problems as we restrict ourselves in the actual calculations on phonons with $B_{\text{cut}} \geq 0.2$. Between $E_{\text{max}}^{\text{phon}} = 40$ MeV and $E_{\text{max}}^{\text{phon}} = 80$ MeV the energy and width remain stable if one applies the subtraction procedure. This corresponds 55 phonons and 66 phonons, respectively (see Table II and the text). In the right column the effect of an even larger number of phonons is presented. Here the transition strength parameter B_{cut} ranges from 0.4 down 0.01. Here one sees strong changes only for the extreme cases of $B_{\text{cut}} = 0.05$ and 0.01. The same is true also for the isoscalar resonances GMR and GQR as can be seen in Fig. 7. From this investigation we conclude that our results in ^{16}O are stable for $\varepsilon_{\text{max}} = 100$ MeV and 55 phonons.

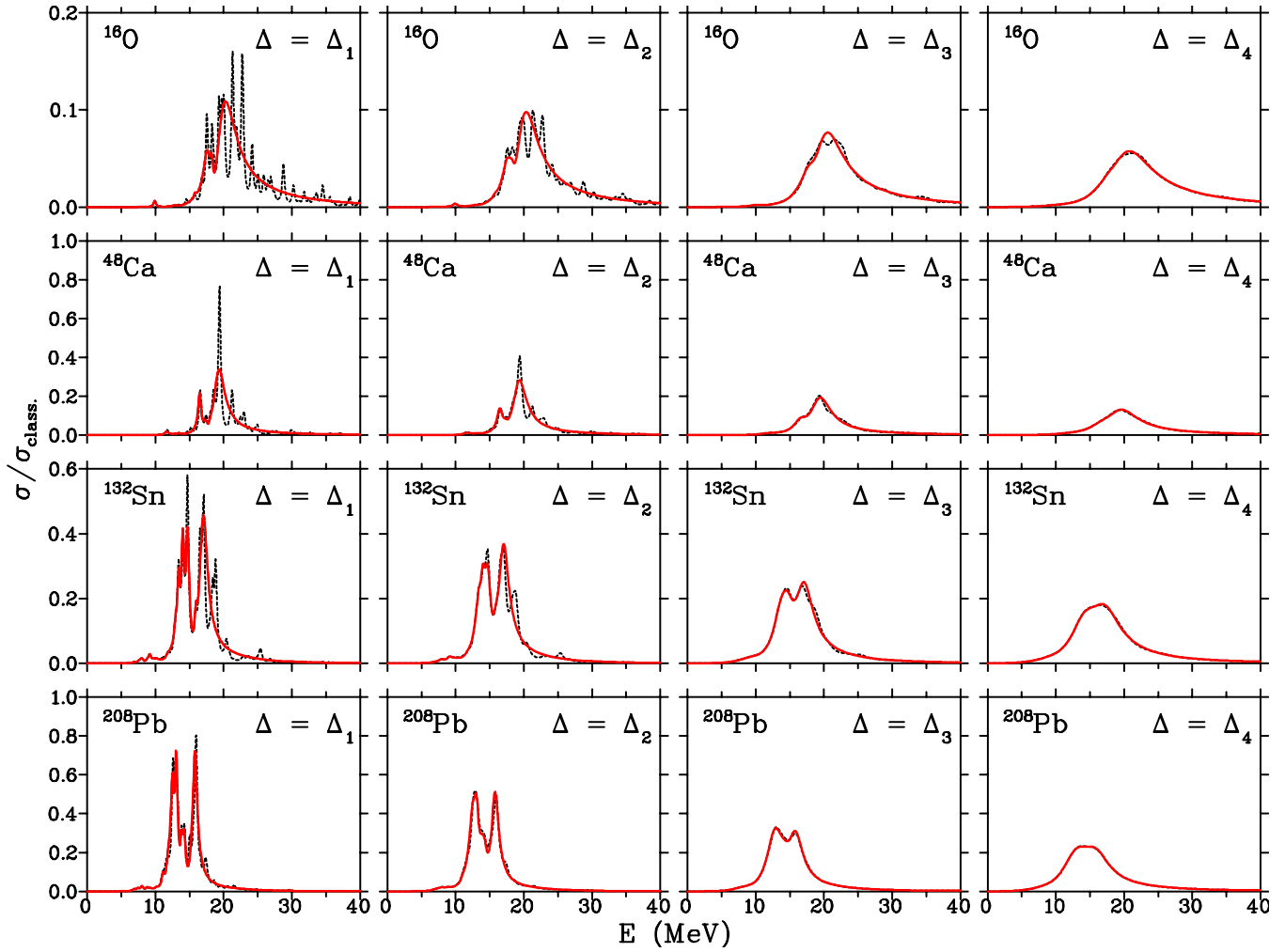


FIG. 3. (Color online.) Photo-absorption cross sections in the nuclei ^{16}O , ^{48}Ca , ^{132}Sn , and ^{208}Pb calculated within the CRPA (red solid lines) and the DRPA (black dashed lines) with different smearing parameters Δ : $\Delta_1 = 200$ keV, $\Delta_2 = 400$ keV, $\Delta_3 = 1$ MeV, and $\Delta_4 = 2$ MeV. The discrete basis representation with $E_{\text{cut}} = 100$ MeV is used both in the CRPA and the DRPA. The calculated cross sections have been normalized to the classical values $\sigma_{\text{class.}} = \frac{5}{3}\pi(r^2)$ (see text for more details). The results are obtained with the SV-bas Skyrme force parametrization [40].

TABLE II. Relation between $E_{\text{max}}^{\text{phon}}$ and the number of phonons used in $1p1h \otimes \text{phonon}$ configurations for ^{16}O . The phonons were obtained in the sp basis with $\varepsilon_{\text{max}} = 100$ MeV and angular momenta up to $L_{\text{max}} = 17$. Only collective phonons were used in our actual TBA calculations, that is, phonons with $B_{\text{cut}} \equiv B(EL)/B(EL)_{\text{max}} = 0.2$ (see also the text). Under these conditions, the number of phonons is fixed by the maximum phonon energy $E_{\text{max}}^{\text{phon}}$. The effect of the noncollective phonons is demonstrated for small values B_{cut} in the last two columns.

B_{cut}	0.4	0.3	0.2	0.2	0.2	0.2	0.2	0.1	0.05	0.01
$E_{\text{max}}^{\text{phon}}$	80	80	10	20	40	80	100	80	80	80
N_{phon}	42	52	1	6	55	66	69	117	166	325

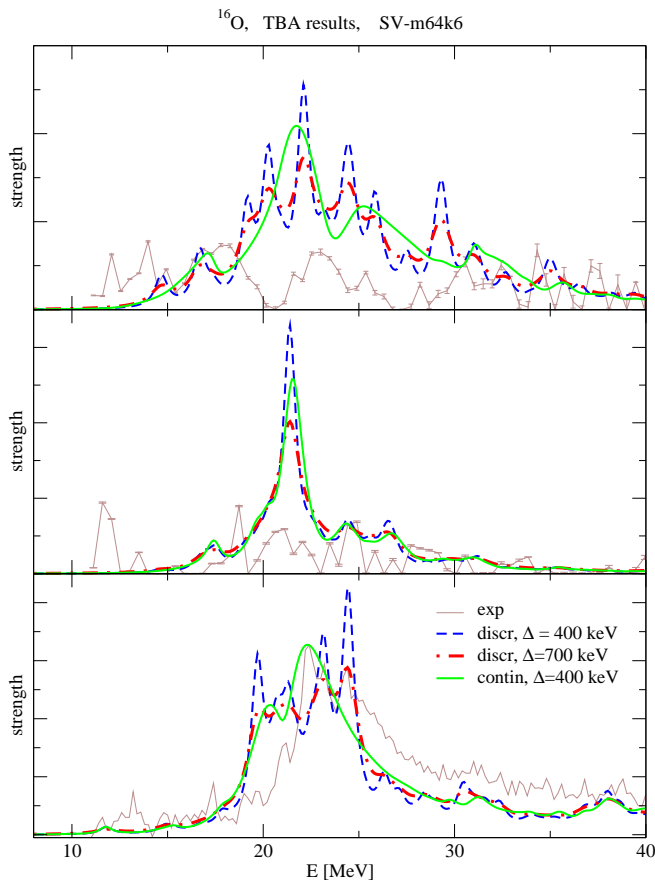


FIG. 4. Discrete and continuum TBA results for ^{16}O which were obtained with the parameter set SV-m64k6. The fractions EWSR for GMR and GQR and photo-absorption cross section for GDR are presented in the upper, middle and lower panel, respectively. The DTBA for smearing parameters $\Delta = 400$ and 700 keV are given by blue dashed and red dashed-dotted lines, respectively. Thick green and thin brown full lines represent CTBA with $\Delta = 400$ keV and experimental data, respectively. The data are taken from Ref. [43, 44]

In Table III we compare again TBA results obtained with and without the subtraction procedure as a function of the s.p. space. Here we used $B_{\text{cut}} = 0.2$ which corresponds to 40 phonons. The results where the subtraction method was applied are very stable.

IV. RESULTS

From the huge variety of possible results, we concentrate on the three most important giant resonances: the isoscalar giant monopole resonance (GMR), the isoscalar giant quadrupole resonance (GQR), and the isovector giant dipole resonance (GDR). For each resonances, we consider mainly one number, the energy centroid taken in an energy interval around the resonance peak. This serves as representative of the peak energy. The energy centroids are computed as the ratio m_1/m_0 (first versus

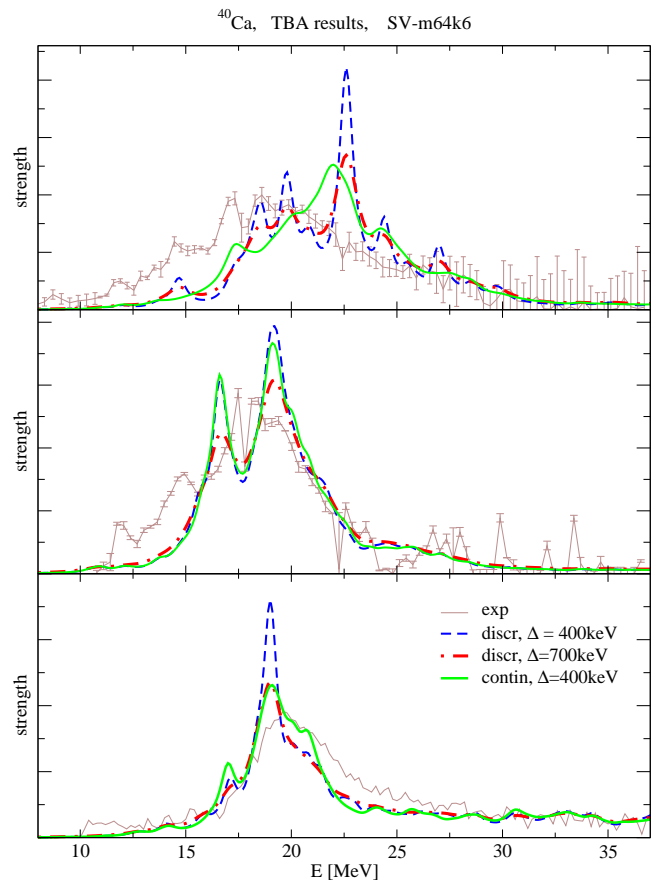


FIG. 5. Same as in Fig. 4 but for ^{40}Ca . The corresponding data are taken from Ref. [45, 46]

TABLE III. Dependence of the resonance energy and width (Lorentzian parameters E_0 and Γ) on the size of the sp basis used in phonons and in $1p1h \otimes$ phonon configurations for ^{208}Pb with $B_{\text{cut}} = 0.2$. The size of the basis is characterized by the maximum energy ε_{max} . For the GDR, the parameters were calculated photoabsorption cross section while for GMR and GQR the fractions EWSR were used. All the values are given in MeV.

ε_{max}	RPA	50		100		150	
		no	yes	no	yes	no	yes
GDR E_0	15.0	13.5	14.4	13.3	14.3	13.3	14.3
GDR Γ	4.60	4.63	4.57	4.61	4.53	4.63	4.54
GMR E_0	14.4	13.3	14.1	13.1	14.0	13.0	13.9
GMR Γ	1.53	2.09	2.15	2.08	2.18	2.04	2.14
GQR E_0	12.8	11.1	11.9	10.9	11.8	10.8	11.7
GQR Γ	1.04	1.10	1.13	1.10	1.19	1.10	1.24

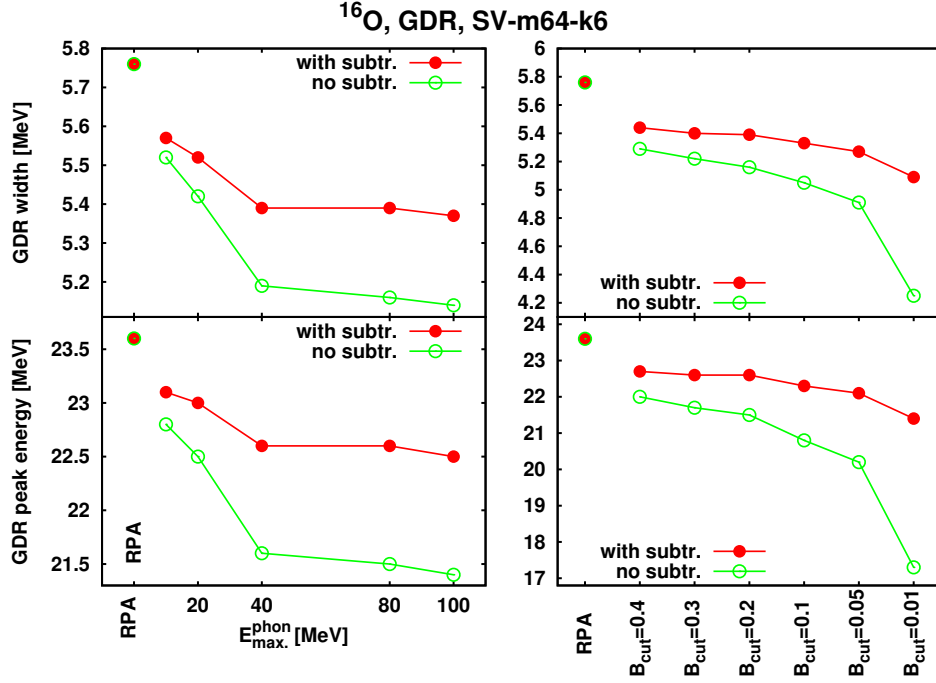


FIG. 6. Energy (upper part) and width (lower part) of the GDR in ^{16}O obtained from TBA calculations. The energy E_0 and the width Γ are the corresponding parameters of a Lorentzian fit to the theoretical results. In the left corner of each figure the RPA result is given. In the left column we present E_0 and Γ as a function of the maximal phonon energy $E_{\text{max}}^{\text{phon}}$ which we consider in each calculation. Table II gives the relation between energies and the number of phonons for $B_{\text{cut}}=0.2$. In the right column we present E_0 and Γ as function of the minimal collectivity B_{cut} of the phonons. The maximal phonon energy is in all cases $E_{\text{max}}^{\text{phon}} = 80$ MeV.

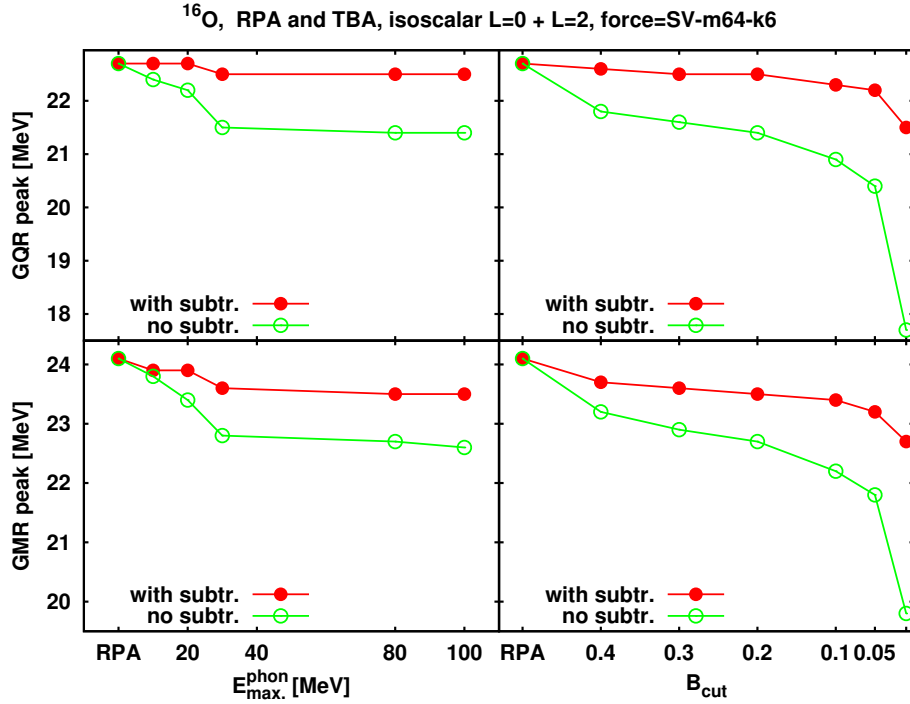


FIG. 7. Same as in Fig. 6 but for the GMR and GQR in ^{16}O .

zeroth energy moment of the corresponding strengths). The moments are collected in exactly the same energy windows which were used in the experimental averages. We define a resonance peak energy by averaging the strength in a window around the resonance. The peak energy was defined as the energy centroid m_1/m_0 where the moments m_1 and m_0 were taken in a certain energy interval around the resonance peak. These windows are $11 < E < 40$ MeV for GMR and GQR in ^{16}O , $15 < E < 30$ MeV for the GDR in ^{16}O , $10 < E < 30$ MeV for GMR in $^{40,48}\text{Ca}$, and $10 < E < 25$ MeV for GQR in $^{40,48}\text{Ca}$. The centroids E_0 for the GDR in $^{40,48}\text{Ca}$ and for the GDR, GMR, and GQR in ^{208}Pb were calculated in the window $E_0 \pm 2\delta$ where δ is the spectral dispersion (although with constraint $\delta \geq 2$ MeV).

A. The impact of phonon coupling

Fig. 8 summarizes the centroids for the three major giant resonances in ^{208}Pb (upper and middle) and the dipole polarizability α_D (lower panel). Let us briefly recall the trends for RPA. Changing κ_{TRK} affects almost exclusively the GDR such that lower κ_{TRK} yields a lower peak position. Changing m^*/m affects the GQR where lower m^*/m means higher peak position. Changing a_{sym} affects the dipole polarizability α_D with larger a_{sym} enhancing α_D although we see also a small side effect on α_D from changing m^*/m . Changing K has an impact predominantly on the GMR where lower K lowers the peak energy. The combined changes of NMP in the two parametrizations SV-m64k6 and SV-m56k6 yield changes in every mode.

The effect of the phonon coupling (move from open to closed symbols) does not change these trends in general. The effects in details depend very much on the actual parametrization but in all cases the energies are shifted downwards. The lower panel of Fig. 8 shows the dipole polarizability α_D . At first glance, one misses the open symbols. The point is that the polarizability represents a static response and TBA by virtue of the subtraction method is designed such that it leaves stationary states unchanged. Thus RPA and TBA results for α_D are exactly the same which simplifies discussions in this case. The large deviation of α_D for SV-sym34 is the obvious effect of a_{sym} . It is noteworthy that the combination of changes on NMP in SV-m56k6 cooperates to a good description of α_D . Here, the low a_{sym} alone would have produced a too low α_D . But the low m^*/m drives α_D back up again.

Fig. 9 shows the same for the light nucleus ^{16}O . As it is well known the standard Skyrme forces produce all too low GDR energies (second panel from below) while those with exotically low effective mass (SV-m56k6 and SV-m64k6) perform fine. The situation is exactly opposite for the GQR (upper panel). Here the standard forces do well and the exotic ones fail. The GMR is badly reproduced. All forces yield a too high centroid energy. As

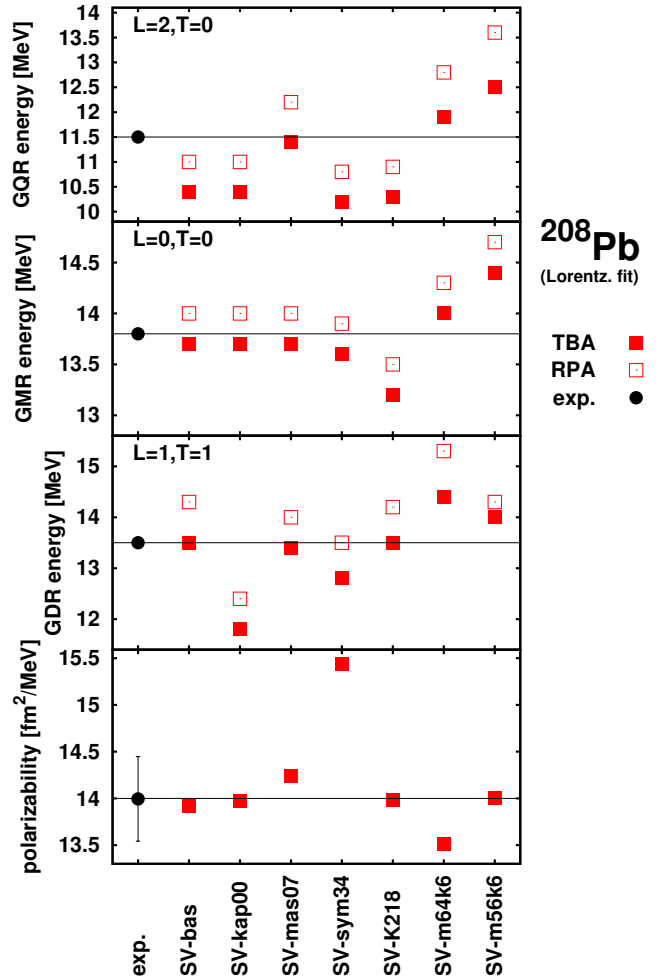


FIG. 8. Comparison of giant resonance energies in ^{208}Pb for a variety of Skyrme parameter sets as indicated. The energy centroids $E_0 = m_1/m_0$ are computed in the window $E_0 \pm 2\delta$ where δ is a dispersion (with the condition $\delta \geq 2$ MeV). Open and filled symbols show the values calculated in the framework of RPA and TBA, respectively. The experimental data are taken from Refs. [48] for the GDR, [49] for the GMR and the GQR, and [19] for α_D .

the GMR and GQR are nearly continuously distributed the definition of a centroid energy and a width is probably meaningless as it does not at all characterize the experimental situation. To summarize the situation one may conclude: For ^{208}Pb alone, the conventional RPA using the SV-bas parametrization manages to provide a good description for all four features. However, SV-bas fails badly for the GDR in ^{16}O and to some extent also for the polarizability (the mismatch of GMR is ignored here). It is only the new force SV-m56k6 in combination with TBA which manages to get the GDR correct in both nuclei [22]. But this spoils GMR, GQR, and $\alpha_D(^{16}\text{O})$. Considering the whole synopsis, we realize that there is no force which reproduces all three giant resonances and the polarizability simultaneously in ^{16}O and ^{208}Pb , nei-

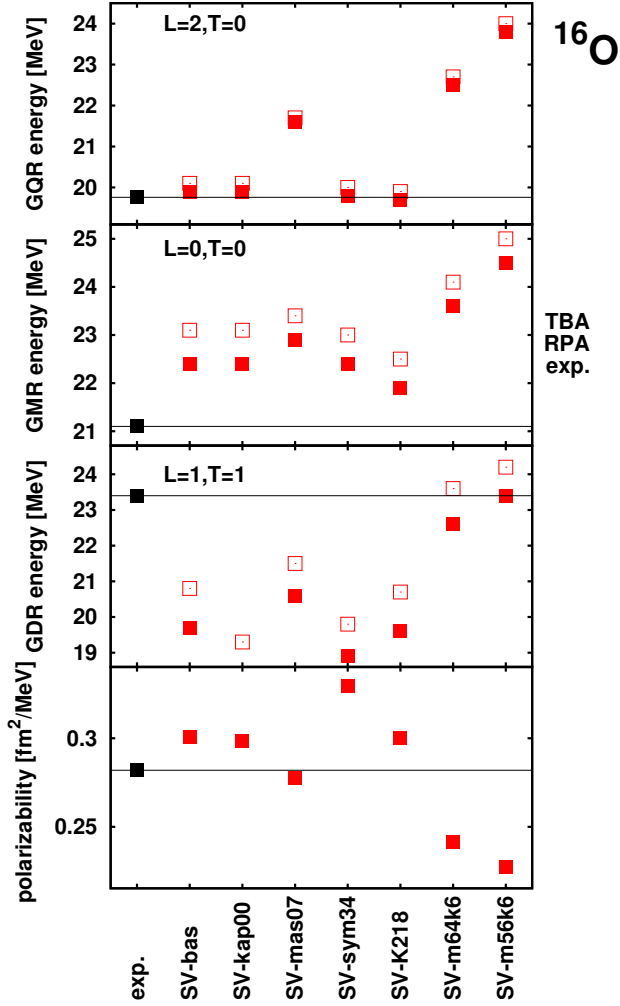


FIG. 9. As figure 8, but for ^{16}O .

ther for RPA nor for TBA. Harmonizing all results remains a challenge for future research. The situation in ^{40}Ca and ^{48}Ca resembles more ^{208}Pb as we have already seen in the previous section. Therefore we may characterize the resonances by centroid energy and a width.

Fig. 10 shows the differences of the energy centroids between TBA and RPA for ^{208}Pb and ^{16}O . In this figure the effects are much better presented than in the previous ones where we showed the absolute values. In all cases the TBA energies are lower than the RPA results. This is probably due to the first order correction in the energy dependence of the effective mass discussed in section II.A. The shifts are between one MeV for the GDR in ^{16}O and about 200 keV for the GQR in the same nucleus. The energy shift of individual modes are always of the same magnitude.

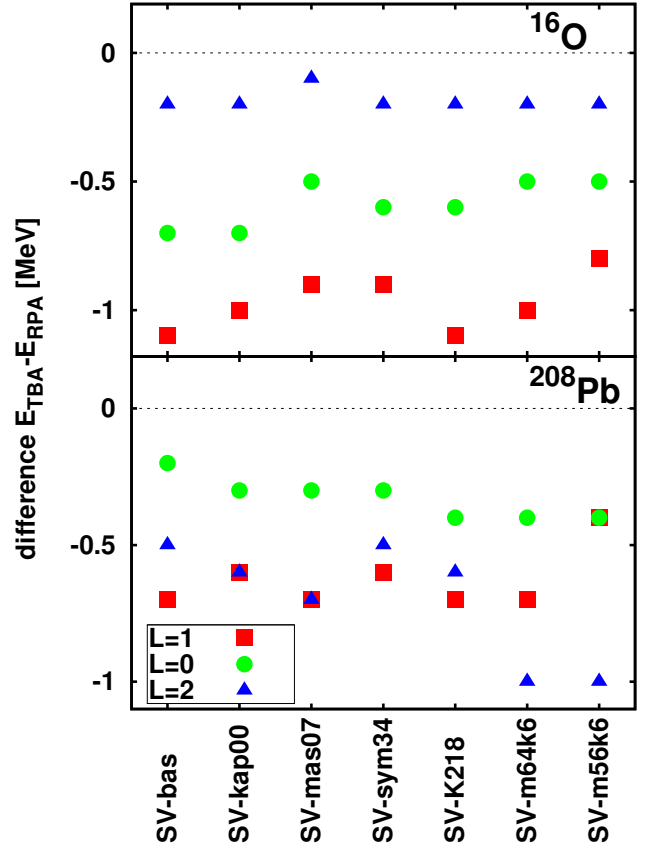


FIG. 10. Difference between TBA and RPA for the giant resonance energies in ^{208}Pb and ^{16}O for a variety of Skyrme parametrizations as indicated.

B. Final results compared with experiments

The RPA and TBA theories work best in heavy nuclei where we have a large s.p. basis which gives rise to very many low-lying and high-lying collective phonons. This is the reason why in ^{208}Pb for all Skyrme parametrization we used, theory and experiment for all three giant resonance modes are nearly in quantitative agreement as far as the height of the cross sections and the widths are concerned. We recognize a strong reduction and the corresponding broadening of the RPA cross sections due to the phonon coupling. The mean energies of the resonances on the other hand depend to some extent on the specific Skyrme parametrization used. This is also true for ^{40}Ca and ^{48}Ca whereas in ^{16}O only the GDR is well reproduced but not the two isoscalar modes as we have already seen in the previous chapter.

If we compare the shell structure of light nuclei such as ^{16}O with that of heavy mass nuclei such as ^{208}Pb then one recognizes that light nuclei possess only a very limited number of occupied states which can support $1p1h$ excitations and thus a low density of $1p1h$ states. In ^{208}Pb , on the other hand, one has 126 occupied neutron states and 82 proton states which all give rise to $1p1h$

excitations. This leads to a high density of $1p1h$ states and subsequently rather smooth strength distributions already at the level of RPA. Moreover, light nuclei such as ^{12}C and ^{16}O contain a non-negligible amount of more complicated sub-structures as, e. g., α -clusters. This is probably the reason, as already discussed above and in Chapter III, that we can not reproduce the isoscalar modes.

In Fig. 11, the theoretical cross section of GMR, GQR and GDR are compared with the experimental ones for ^{208}Pb . The theoretical results are calculated with all seven Skyrme parameter sets which we presented in Table I of Sec. II.B. We first discuss the GMR which is closely connected with the incompressibility K . The first four parameter sets have an incompressibility of 234 MeV. The shape of the theoretical cross sections and mean energies of all four parameter sets agree well with the data except the peak height of the theoretical cross section is slightly too low. As three of the parameter set have the same effective mass of $m^*/m = 0.9$, it is not surprising that the theoretical results are the same. But also the fourth set (SV-mas07) which has an effective mass of $m^*/m = 0.7$ yields essentially the same cross section. The largest difference delivers set SV-m56k6 with an effective mass of $m^*/m = 0.56$. Here the theoretical peak in the cross section is about 1.5 MeV to high.

In Fig. 12 we compare our theoretical results for ^{48}Ca with the data. The GDR with the specifically adjusted parameter sets [22] to reproduce the GDR in ^{208}Pb and ^{16}O shown in the last two rows agree nicely with the data. For the other parameter sets the agreement is also not bad. The height of the theoretical cross section for all isoscalar resonances are roughly a factor two too large compared with the experimental ones. Here we have to bear in mind that also deep-lying hole states are important which are very broad. Their widths are insufficiently described by RPA phonons alone and therefore the theoretical resonances are too narrow.

V. SUMMARY

The present paper is an extended version of a previous short note [10]. It is concerned with the time-blocking approximation (TBA) which is an extension of the widely used random-phase approximation (RPA) by complex configurations in terms of $1p1h$ states coupled to RPA phonons and addresses a couple of basic questions in this scheme: proper treatment of the continuum, restoration of stability of ground and excited states, and size of phonon space.

First, we explain here details of the self-consistent continuum TBA which is a new method for handling the single-particle continuum. This method had been further developed to include also the spin-orbit contribution such that our new calculations are fully self-consistent. We then present numerical results which demonstrate the advantages of the continuum treatment as compared to

the conventional treatment in a discrete basis.

The phonon coupling modifies the residual two-body interaction which, in principle, would require to compute a new, correlated ground state in order to stay consistent and to achieve a stable excitation spectrum with non-imaginary excitation energies. However, this would introduce a double counting because most ground-state correlations are already incorporated in an effective mean-field theory. The problem is solved by the subtraction scheme, subtracting the stationary (zero-frequency) part of the effective interaction. This leaves the ground state unchanged and delivers stable excitations throughout. It also helps to achieve convergence with phonon number.

A long standing problem concerns the stability of the TBA with respect to the choice of the number of phonons and the size of the single particle space. Here we present the results of detailed calculations with systematically scanned numbers of phonons. An important result is that the energies and widths are stable over a large range if the subtraction method is included in the TBA. This identifies a window of phonon numbers where the results are robust.

Having a well tested numerical scheme for (continuum) RPA and TBA at hand, we investigate the dependence of the three main giant resonances on the basic properties of a Skyrme parameterization: incompressibility, iso-scalar effective mass, symmetry energy and TRK sum rule enhancement. And we do that for RPA in comparison to TBA. TBA generally down-shifts the peak resonance energies by up to 1 MeV. The shift is about same for all parameterizations for a given mode and nucleus. It differs for the three modes and also depends on the nucleus. Although the results show a reasonable general agreement with the data, a parameterization which is able to describe equally well all three resonance modes in heavy as well as light nuclei has not been found.

ACKNOWLEDGMENTS

This work has been supported by contract Re322-13/1 from the DFG. N.L. and V.T. acknowledge St.Petersburg State University for a research grand 11.38.648.2013. N.L. acknowledges St.Petersburg State University for a research grand 11.38.193.2014. We thank S.P. Kamerdzhev for fruitful discussions and Dave Youngblood for providing us with experimental data. Research was supported by Resource Center "Computer Center" of SPbU.

Appendix A: Continuum in a discrete basis representation

In the RPA and TBA the response function $R(\omega)$ is a solution of the Bethe-Salpeter equations (9) and (17), respectively. The propagator $R^{(0)}(\omega)$ in these equations

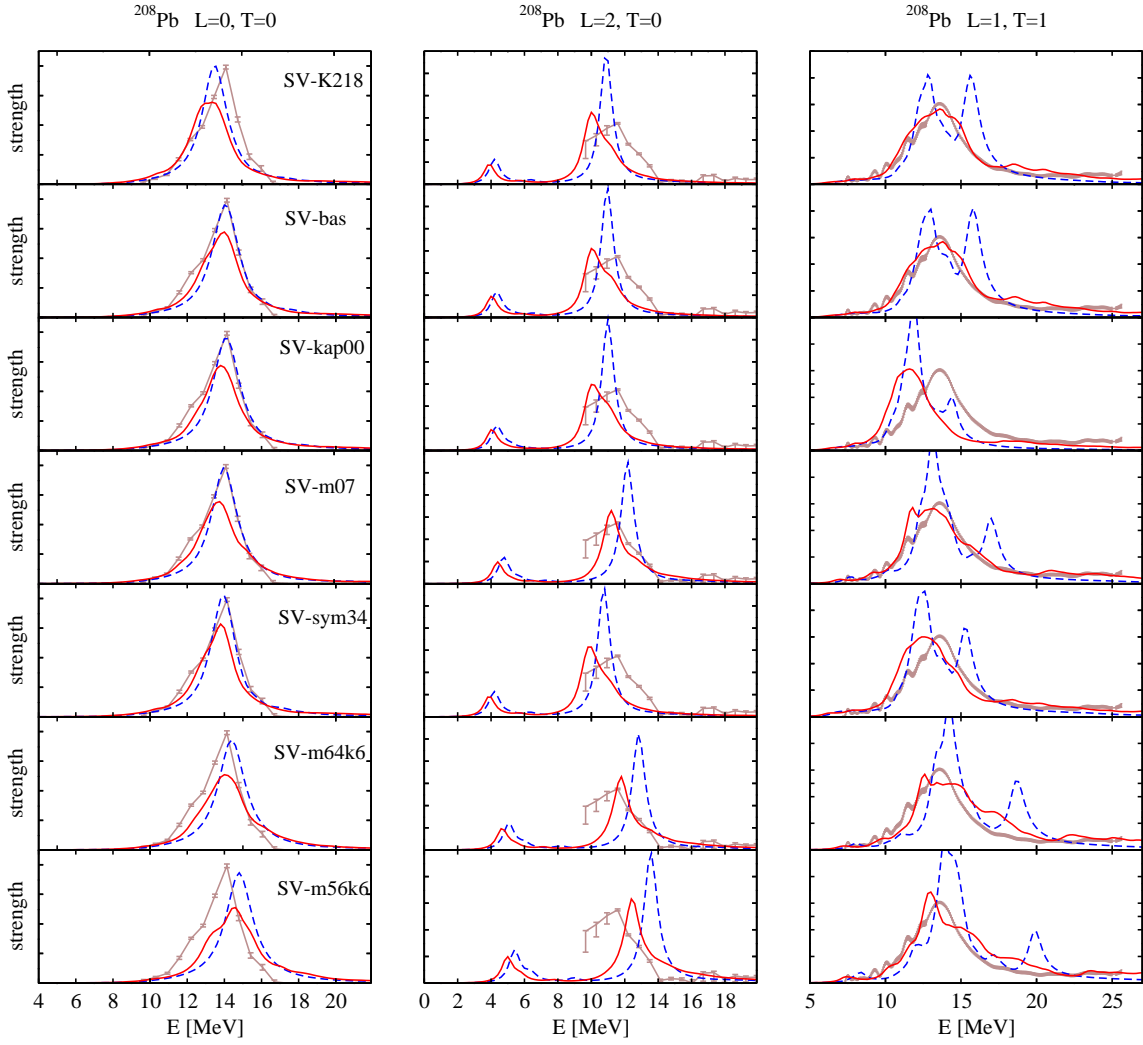


FIG. 11. Detailed spectral strength distributions for ^{208}Pb and the three modes under consideration: isoscalar monopole (left panels), isoscalar quadrupole (middle panels), and isovector dipole (right panels). Photo-absorption strength is shown in case of the dipole mode. Results are obtained with the seven Skyrme parametrizations which we discussed in Chapter IIB. Compared are strengths derived from RPA (blue dashed) and TBA (full red) with experimental data (full brown) from [48] for the GDR and [49] for the GMR and the GQR.

in the discrete basis representation has the form

$$R_{ph,p'h'}^{(0)}(\omega) = -\frac{\delta_{pp'}\delta_{h'h}}{\omega - \varepsilon_{ph}}, \quad (\text{A1})$$

$$R_{hp,h'p'}^{(0)}(\omega) = \frac{\delta_{p'p}\delta_{hh'}}{\omega + \varepsilon_{ph}}, \quad (\text{A2})$$

where $\varepsilon_{ph} = \varepsilon_p - \varepsilon_h$.

Let us represent Eqs. (A1) and (A2) in the form

$$R_{ph,p'h'}^{(0)}(\omega) = -\delta_{h'h} \langle p | G^{\text{MF}(+)}(\varepsilon_h + \omega) | p' \rangle, \quad (\text{A3})$$

$$R_{hp,h'p'}^{(0)}(\omega) = -\delta_{hh'} \langle p' | G^{\text{MF}(+)}(\varepsilon_h - \omega) | p \rangle, \quad (\text{A4})$$

where

$$G^{\text{MF}(+)}(\varepsilon) = G^{\text{MF}}(\varepsilon) - \sum_h \frac{|h\rangle\langle h|}{\varepsilon - \varepsilon_h}, \quad (\text{A5})$$

$G^{\text{MF}}(\varepsilon)$ is the single-particle mean-field Green function, $|p\rangle$ and $|h\rangle$ are the single-particle wave functions of particles and holes. The superscript (+) in the notation $G^{\text{MF}(+)}(\varepsilon)$ means that this function has the poles only above Fermi level. The equivalence of Eqs. (A1)–(A2) and (A3)–(A4) follows from the spectral expansion

$$G^{\text{MF}}(\varepsilon) = \sum_h \frac{|h\rangle\langle h|}{\varepsilon - \varepsilon_h} + \sum_p \frac{|p\rangle\langle p|}{\varepsilon - \varepsilon_p} \quad (\text{A6})$$

and the orthonormality of the wave functions of the discrete basis.

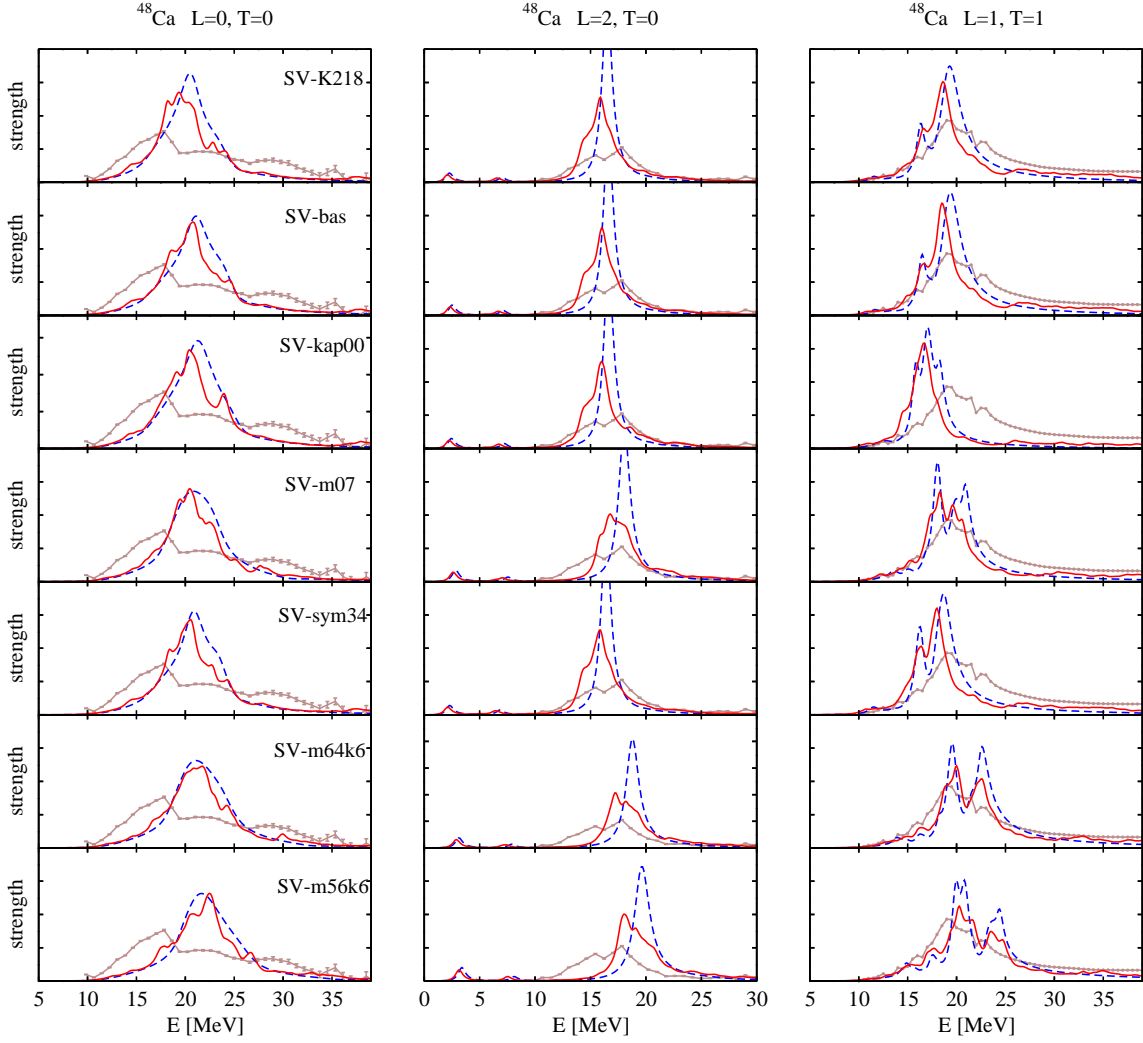


FIG. 12. Same results as in the previous figure but for ^{48}Ca . The data are taken from [46] for the GDR and from [45] for the GMR and the GQR.

The discrete basis in this scheme is defined as a complete set of solutions of the Schrödinger equation with the box boundary conditions (b.b.c.). Let us introduce another complete set of solutions of this equation obtained by imposing continuum wave boundary conditions (c.b.c.). This set includes a finite number of the discrete states of holes and particles and a particle continuum. Respective mean-field Green functions and the single-particle states will be denoted as $\tilde{G}^{\text{MF}}(\varepsilon)$, $|\tilde{p}\rangle$ and $|\tilde{h}\rangle$.

The method of inclusion of the continuum in the discrete basis representation consists in the replacement of the uncorrelated ph propagator $R^{(0)}(\omega)$ in Eqs. (9) and (17) by the propagator $\tilde{R}^{(0)}(\omega)$, which is defined by the formulas:

$$\tilde{R}_{ph,p'h'}^{(0)}(\omega) = -\delta_{h'h} \langle p | \tilde{G}^{\text{MF}(+) }(\varepsilon_h + \omega) | p' \rangle, \quad (\text{A7})$$

$$\tilde{R}_{hp,h'p'}^{(0)}(\omega) = -\delta_{hh'} \langle p' | \tilde{G}^{\text{MF}(+) }(\varepsilon_h - \omega) | p \rangle, \quad (\text{A8})$$

$$\tilde{G}^{\text{MF}(+) }(\varepsilon) = \tilde{G}^{\text{MF}}(\varepsilon) - \sum_{\tilde{h}} \frac{|\tilde{h}\rangle \langle \tilde{h}|}{\varepsilon - \varepsilon_{\tilde{h}}}. \quad (\text{A9})$$

Eqs. (A7)–(A8) are obtained from Eqs. (A3)–(A4) by the replacement of the function $G^{\text{MF}(+) }(\varepsilon)$ by the function $\tilde{G}^{\text{MF}(+) }(\varepsilon)$. The Green function $\tilde{G}^{\text{MF}}(\varepsilon)$ in Eq. (A9) is calculated via the regular and irregular solutions of the Schrödinger equation (with c.b.c.) by means of the known technique [36]. The matrix elements of $\tilde{G}^{\text{MF}(+) }(\varepsilon)$ are calculated with particle wave functions $|p\rangle$ and $|p'\rangle$ of the discrete basis. Thus, the RPA and the TBA equations (9) and (17) are solved in the discrete basis representation. However, in contrast to the initial uncorrelated ph propagator $R^{(0)}(\omega)$, the propagator $\tilde{R}^{(0)}(\omega)$ does not contain the *discrete* poles $\omega = \pm\varepsilon_{ph}$ corresponding to the transitions between the hole states and the *discrete* particle states with positive energies, since these states are replaced by the continuum included in the Green function $\tilde{G}^{\text{MF}}(\varepsilon)$.

This method recovers the exact method [36] of treatment of the continuum in the coordinate representation if the discrete basis is sufficiently complete and the radius of the box is sufficiently large to ensure the equality $|h\rangle = |\tilde{h}\rangle$.

As a criterion of the fulfillment of this equality we

choose the absolute value of the difference between the energies of the hole states calculated with continuum wave boundary and box boundary conditions, respectively: $\Delta\varepsilon_h = \varepsilon_h - \varepsilon_{\tilde{h}}$. In all our calculations (with $R_{\text{box}} = 15$ fm for ^{16}O , ^{40}Ca , and ^{48}Ca and $R_{\text{box}} = 18$ fm for ^{132}Sn and ^{208}Pb) we have $\max|\Delta\varepsilon_h| \lesssim 10^{-5}$ MeV.

-
- [1] D. Vretenar, A. V. Afanasjev, G. Lalazissis, and P. Ring, *Phys. Rep.* **409**, 101 (2005).
- [2] M. Bender, P.-H. Heenen, and P.-G. Reinhard, *Rev. Mod. Phys.* **75**, 121 (2003).
- [3] S. Goriely, M. Samyn, P. H. Heenen, J. M. Pearson, and F. Tondeur, *Phys. Rev. C* **66**, 024326 (2002).
- [4] M. Kortelainen, T. Lesinski, J. Moré, W. Nazarewicz, J. Sarich, N. Schunck, M. V. Stoitsov, and S. Wild, *Phys. Rev. C* **82**, 024313 (2010).
- [5] J. A. Maruhn, P.-G. Reinhard, P. D. Stevenson, and A. S. Umar, *Comp. Phys. Comm.* **185**, 2195 (2014).
- [6] S. Drożdż, S. Nishizaki, J. Speth, and J. Wambach, *Phys. Rep.* **197**, 1 (1990).
- [7] J. Dehesa, S. Krewald, J. Speth, and A. Faessler, *Phys. Rev. C* **15**, 1858 (1977).
- [8] V. I. Tselyaev, *Yad. Fiz.; Soviet Journal of Nuclear Physics (English translation)* **50**, 1252 (1989).
- [9] V. I. Tselyaev, *Phys. Rev. C* **75**, 024306 (2007), arXiv:nucl-th/0505031 [nucl-th].
- [10] N. Lyutorovich, V. Tselyaev, J. Speth, S. Krewald, F. Grümmer, and P.-G. Reinhard, *Phys. Lett. B* **749**, 292 (2015).
- [11] S. Kamedzhiev, J. Speth, G. Tertychny, and V. Tselyaev, *Nucl. Phys. A* **555**, 90 (1993).
- [12] S. Kamedzhiev, J. Speth, and G. Tertychny, *Phys. Rep.* **393**, 1 (2004), arXiv:nucl-th/0311058 [nucl-th].
- [13] E. V. Litvinova and V. I. Tselyaev, *Phys. Rev. C* **75**, 054318 (2007).
- [14] B. L. Berman and S. C. Fultz, *Rev. Mod. Phys.* **47**, 713 (1975).
- [15] P. Klüpfel, P. G. Reinhard, T. J. Bürvenich, and J. A. Maruhn, *Phys. Rev. C* **79**, 034310 (2009).
- [16] J. Erler, P. Klüpfel, and P. G. Reinhard, *J. Phys. G* **38**, 033101 (2011).
- [17] J. Erler, P. Klüpfel, and P. G. Reinhard, *J. Phys. G* **37**, 064001 (2010), <http://www.arxiv.org/abs/1002.0027>.
- [18] S. Abrahamyan, Z. Ahmed, H. Albataineh, K. Aniol, D. S. Armstrong, W. Armstrong, T. Averett, B. Babineau, A. Barbieri, V. Bellini, R. Beminiwattha, J. Benesch, F. Benmokhtar, T. Bielarski, W. Boeglin, A. Camsonne, M. Canan, P. Carter, G. D. Cates, C. Chen, J. P. Chen, O. Hen, F. Cusanno, M. M. Dalton, R. De Leo, K. de Jager, W. Deconinck, P. Decowski, X. Deng, A. Deur, D. Dutta, A. Etile, D. Flay, G. B. Franklin, M. Friend, S. Frullani, E. Fuchey, F. Garibaldi, E. Gasser, R. Gilman, A. Giusa, A. Glamazdin, J. Gomez, J. Grames, C. Gu, O. Hansen, J. Hansknecht, D. W. Higinbotham, R. S. Holmes, T. Holmstrom, C. J. Horowitz, J. Hoskins, J. Huang, C. E. Hyde, F. Itard, C. M. Jen, E. Jensen, G. Jin, S. Johnston, A. Kelleher, K. Kliakhandler, P. M. King, S. Kowalski, K. S. Kumar, J. Leacock, J. Leckey, J. H. Lee, J. J. LeRose, R. Lindgren, N. Livanage, N. Lubinsky, J. Mammei, F. Mammoliti, D. J. Margaziotis, P. Markowitz, A. McCreary, D. McNulty, L. Mercado, Z. E. Meziani, R. W. Michaels, M. Mihovilovic, N. Muangma, C. Muñoz-Camacho, S. Nanda, V. Nelyubin, N. Nuruzzaman, Y. Oh, A. Palmer, D. Parno, K. D. Paschke, S. K. Phillips, B. Poelker, R. Pomatsalyuk, M. Posik, A. J. R. Puckett, B. Quinn, A. Rakhman, P. E. Reimer, S. Riordan, P. Rogan, G. Ron, G. Russo, K. Saenboonruang, A. Saha, B. Sawatzky, A. Shahinyan, R. Silwal, S. Sirca, K. Slifer, P. Solvignon, P. A. Souder, M. L. Sperduto, R. Subedi, R. Suleiman, V. Sulkosky, C. M. Sutura, W. A. Tobias, W. Troth, G. M. Urciuoli, B. Waidyawansa, D. Wang, J. Wexler, R. Wilson, B. Wojtsekhowski, X. Yan, H. Yao, Y. Ye, Z. Ye, V. Yim, L. Zana, X. Zhan, J. Zhang, Y. Zhang, X. Zheng, and P. Zhu (PREX Collaboration), *Phys. Rev. Lett.* **108**, 112502 (2012).
- [19] A. Tamii, I. Poltoratska, P. von Neumann-Cosel, Y. Fujita, T. Adachi, C. A. Bertulani, J. Carter, M. Dozono, H. Fujita, K. Fujita, K. Hatanaka, D. Ishikawa, M. Itoh, T. Kawabata, Y. Kalmykov, A. M. Krumbholz, E. Litvinova, H. Matsubara, K. Nakanishi, R. Neveling, H. Okamura, H. J. Ong, B. Özel-Tashenov, V. Y. Ponomarev, A. Richter, B. Rubio, H. Sakaguchi, Y. Sakemi, Y. Sasamoto, Y. Shimbara, Y. Shimizu, F. D. Smit, T. Suzuki, Y. Tameshige, J. Wambach, R. Yamada, M. Yosoi, and J. Zenihiro, *Phys. Rev. Lett.* **107**, 062502 (2011).
- [20] D. Savran, M. Elvers, J. Endres, M. Fritzsche, B. Löher, N. Pietralla, V. Y. Ponomarev, C. Romig, L. Schnorrenberger, K. Sonnabend, and A. Zilges, *Phys. Rev. C* **84**, 024326 (2011).
- [21] C. J. Horowitz and J. Piekarewicz, *Phys. Rev. Lett.* **86**, 5647 (2001).
- [22] N. Lyutorovich, V. I. Tselyaev, J. Speth, S. Krewald, F. Grümmer, and P. G. Reinhard, *Phys. Rev. Lett.* **109**, 092502 (2012).
- [23] N. Lyutorovich, V. Tselyaev, J. Speth, S. F. Krewald, and P.-G. Reinhard, to be published in *Phys. At. Phys.*, (2016), arXiv:1602.00862.
- [24] G. E. Brown, *Unified Theory of Nuclear Models and Forces*, 3rd ed. (North-Holland, Amsterdam, London, 1971).
- [25] J. Speth, E. Werner, and W. Wild, *Phys. Rep.* **33**, 127 (1977).
- [26] J. P. Jeukenne, A. Lejeune, and C. Mahaux, *Phys. Rep.* **25**, 83 (1976).
- [27] F. Grümmer and J. Speth, *J. Phys. G: Nucl. Part. Phys.* **32**, R193 (2006).
- [28] J. Wambach, V. Mishra, and L. Chu-Hsia, *Nucl. Phys.* **A380**, 285 (1982).
- [29] S. P. Kamedzhiev, G. Y. Tertychny, and V. I. Tselyaev, *Fiz. Elem. Chastits At. Yadra; Phys. Part. Nucl.* **28**, 333, 134 (1997).

- [30] C. Toepffer and P.-G. Reinhard, *Ann. Phys. (N.Y.)* **181**, 1 (1988).
- [31] V. I. Tselyaev, *Phys. Rev. C* **88**, 054301 (2013).
- [32] J. R. Stone and P. . G. Reinhard, *Prog. Part. Nucl. Phys.* **58**, 587 (2007), <http://www.arxiv.org/abs/nucl-th/0607002>.
- [33] M. Kortelainen, T. Lesinski, J. Moré, W. Nazarewicz, J. Sarich, *et al.*, *Phys. Rev. C* **82**, 024313 (2010), [arXiv:1005.5145 \[nucl-th\]](https://arxiv.org/abs/1005.5145).
- [34] W. D. Myers, *Droplet Model of Atomic Nuclei* (IFI/Plenum, New York, 1977).
- [35] W. Nazarewicz, P. G. Reinhard, W. Satula, and D. Vretenar, *Eur. Phys. J. A* **50**, 20 (2014), [arXiv:1307.5782](https://arxiv.org/abs/1307.5782).
- [36] S. Shlomo and G. Bertsch, *Nucl. Phys. A* **243**, 507 (1975).
- [37] F. Tondeur, M. Brack, M. Farine, and J. M. Pearson, *Nucl. Phys. A* **420**, 297 (1984).
- [38] V. Tselyaev, J. Speth, S. Krewald, E. Litvinova, S. Kamedzhiev, N. Lyutorovich, A. Avdeenkov, and F. Grümmer, *Phys. Rev. C* **79**, 034309 (2009).
- [39] O. Bohigas, A. Lane, and J. Martorell, *Phys. Rep.* **51**, 267 (1979).
- [40] P. Klüpfel, J. Erler, P. . G. Reinhard, and J. A. Maruhn, *Eur. Phys. J. A* **37**, 343 (2008), <http://www.arxiv.org/abs/0804.340>.
- [41] T. Nakatsukasa and K. Yabana, *Phys. Rev. C* **71**, 024301 (2005).
- [42] V. De Donno, G. Co', M. Anguiano, and A. M. Lallena, *Phys. Rev. C* **83**, 044324 (2011).
- [43] Y.-W. Lui, H. L. Clark, and D. H. Youngblood, *Phys. Rev. C* **64**, 064308 (2001).
- [44] B. S. Ishkhanov, I. M. Kapitonov, E. I. Lileeva, E. V. Shirokov, V. A. Erokhova, M. A. Yolkin, and A. V. Izotova, Preprint INP MSU **2002-27/711** (2002).
- [45] M. R. Anders, S. Shlomo, T. Sil, D. H. Youngblood, Y.-W. Lui, and Krishichayan, *Phys. Rev. C* **87**, 024303 (2013).
- [46] V. A. Erokhova, M. A. Elkin, A. V. Izotova, B. S. Ishkhanov, L. M. Kapitonov, E. I. Lileeva, and E. V. Shirokov, *Izv. Ross. Akad. Nauk. Ser. Fiz.* **67**, 1479 (2003).
- [47] K. Knöpfle, G. Wagner, C. Mayer-Böricke, M. Rogge, and P. Turek, *Phys. Lett. B* **74**, 191 (1978).
- [48] S. N. Belyaev, O. V. Vasiliev, V. V. Voronov, A. A. Nechkin, V. Y. Ponomarev, and V. A. Semenov, *Phys. Atom. Nucl.* **58**, 1883 (1995).
- [49] D. H. Youngblood, Y.-W. Lui, H. L. Clark, B. John, Y. Tokimoto, and X. Chen, *Phys. Rev. C* **69**, 034315 (2004).