



A new algorithm for identifying the flavour of B_s^0 mesons at LHCb

The LHCb collaboration[†]

Abstract

A new algorithm for the determination of the initial flavour of B_s^0 mesons is presented. The algorithm is based on two neural networks and exploits the b hadron production mechanism at a hadron collider. The first network is trained to select charged kaons produced in association with the B_s^0 meson. The second network combines the kaon charges to assign the B_s^0 flavour and estimates the probability of a wrong assignment. The algorithm is calibrated using data corresponding to an integrated luminosity of 3 fb^{-1} collected by the LHCb experiment in proton-proton collisions at 7 and 8 TeV centre-of-mass energies. The calibration is performed in two ways: by resolving the B_s^0 - \bar{B}_s^0 flavour oscillations in $B_s^0 \rightarrow D_s^- \pi^+$ decays, and by analysing flavour-specific $B_{s2}^*(5840)^0 \rightarrow B^+ K^-$ decays. The tagging power measured in $B_s^0 \rightarrow D_s^- \pi^+$ decays is found to be $(1.80 \pm 0.19 \text{ (stat)} \pm 0.18 \text{ (syst)})\%$, which is an improvement of about 50% compared to a similar algorithm previously used in the LHCb experiment.

Published in JINST 11 (2016) P05010

© CERN on behalf of the LHCb collaboration, licence CC-BY-4.0.

[†]Authors are listed at the end of this paper.

1 Introduction

Precision measurements of flavour oscillations of $B_{(s)}^0$ mesons and of CP asymmetries in their decays allow the validity of the standard model of particle physics to be probed at energy scales not directly accessible by current colliders [1]. Measurements of associated observables, *e.g.* the CP -violating phase ϕ_s in $B_s^0 \rightarrow J/\psi K^+ K^-$ and $B_s^0 \rightarrow J/\psi \pi^+ \pi^-$ decays [2,3], are among the major goals of the LHCb experiment and its upgrade [4,5].¹ These analyses require so-called flavour-tagging algorithms to identify the flavour at production of the reconstructed B meson. Improving the effectiveness of those algorithms is of crucial importance, as it increases the statistical power of the dataset collected by an experiment.

Several types of flavour-tagging algorithms have been developed in experiments at hadron colliders. Opposite-side (OS) algorithms exploit the fact that b quarks are predominantly produced in $b\bar{b}$ pairs in hadron collisions, and thus the flavour at production of the reconstructed B meson is opposite to that of the other b hadron in the event. Therefore, the products of the decay chain of the other b hadron can be used for flavour tagging. The OS algorithms utilised in LHCb are described in Refs. [6,7]. Same-side (SS) algorithms look for particles produced in association with the reconstructed B meson in the hadronisation process [8–10]. In about 50% of cases, a B_s^0 meson is accompanied by a charged kaon and a B^0 meson by a charged pion. The charge of these particles indicates the b quark content of the B meson. Information from OS and SS algorithms is usually combined in flavour-tagged analyses.

This paper describes a new same-side kaon (SSK) flavour-tagging algorithm at the LHCb experiment. The first use of an SSK algorithm in LHCb is reported in Refs. [11,12]. That version uses a selection algorithm, optimised with data, to identify the kaons produced in the hadronisation of the B_s^0 meson. One key part of the algorithm is that, for events in which several particles pass the selection, the one with the largest transverse momentum is chosen as the tagging candidate and its charge defines the tagging decision. The new algorithm presented here exploits two neural networks to identify the flavour at production of a reconstructed B_s^0 meson. The first neural network is used to assign to each track reconstructed in the pp collision a probability of being a particle related to the B_s^0 hadronisation process. Tracks that have a probability larger than a suitably chosen threshold are combined in the second neural network to determine the tagging decision.

The effectiveness of an algorithm to tag a sample of reconstructed B candidates is quantified by the tagging efficiency, ε_{tag} , and the mistag fraction, ω . These variables are defined as

$$\varepsilon_{\text{tag}} = \frac{R + W}{R + W + U}, \text{ and } \omega = \frac{W}{R + W}, \quad (1)$$

where R , W and U are the number of correctly tagged, incorrectly tagged, and untagged B candidates, respectively. For each tagged B candidate i , the flavour-tagging algorithm estimates the probability, η_i , of an incorrect tag decision. To correct for potential biases in η_i , a function $\omega(\eta)$ is used to calibrate the mistag probability to provide an unbiased estimate of the mistag fraction for any value of η . The tagging efficiency and mistag

¹The inclusion of charge-conjugate decays is implied throughout this paper unless otherwise stated.

probabilities are used to calculate the effective tagging efficiency, ε_{eff} , also known as the tagging power,

$$\varepsilon_{\text{eff}} = \varepsilon_{\text{tag}} \frac{1}{R+W} \sum_{i=1}^{R+W} (1 - 2\omega(\eta_i))^2, \quad (2)$$

which represents the figure of merit in the optimisation of a flavour-tagging algorithm, since the overall statistical power of the flavour-tagged sample is proportional to ε_{eff} . The previous SSK algorithm used by the LHCb experiment has a tagging power of 0.9% and 1.2% in $B_s^0 \rightarrow J/\psi \phi$ and $B_s^0 \rightarrow D_s^- \pi^+$ decays, respectively. For comparison, the performance of the combination of the OS algorithms in these decays corresponds to a tagging power of about 2.3% and 2.6% [11, 12].

The calibration function $\omega(\eta)$ is obtained with control samples of flavour-specific decays, *i.e.* decays in which the B flavour at decay is known from the charge of the final-state particles. In the case of the new SSK algorithm described here, the decay $B_s^0 \rightarrow D_s^- \pi^+$ and, for the first time, the decay $B_{s2}^*(5840)^0 \rightarrow B^+ K^-$ are used. These decays are reconstructed in a dataset corresponding to an integrated luminosity of 3 fb^{-1} collected by LHCb in pp collisions at 7 and 8 TeV centre-of-mass energies.

2 Detector and simulation

The LHCb detector [13, 14] is a single-arm forward spectrometer covering the pseudorapidity range between 2 and 5, designed for the study of particles containing b or c quarks. The detector includes a high-precision tracking system consisting of a silicon-strip vertex detector surrounding the pp interaction region, a large-area silicon-strip detector located upstream of a dipole magnet with a bending power of about 4 Tm, and three stations of silicon-strip detectors and straw drift tubes placed downstream of the magnet. The polarity of the dipole magnet is reversed periodically throughout data-taking to reduce the effect of asymmetries in the detection of charged particles. The tracking system provides a measurement of momentum, p , of charged particles with a relative uncertainty that varies from 0.5% at low momentum to 1.0% at 200 GeV/ c . The minimum distance of a track to a primary pp interaction vertex (PV), the impact parameter, is measured with a resolution of $(15 + 29/p_T) \mu\text{m}$, where p_T is the component of the momentum transverse to the beam, in GeV/ c . Different types of charged hadrons are distinguished using information from two ring-imaging Cherenkov detectors. Photons, electrons and hadrons are identified by a calorimeter system consisting of scintillating-pad and preshower detectors, an electromagnetic calorimeter and a hadronic calorimeter. Muons are identified by a system composed of alternating layers of iron and multiwire proportional chambers. The online event selection is performed by a trigger [15], which consists of a hardware stage and a software stage. At the hardware trigger stage, for decay candidates of interest in this paper, events are required to have a hadron with high transverse energy in the calorimeters, or muons with high p_T . For hadrons, the transverse energy threshold is 3.5 GeV. The software trigger requires a two-, three- or four-track secondary vertex with a significant displacement from the primary vertices. At least one charged particle must

have a transverse momentum $p_T > 1.7 \text{ GeV}/c$ and be inconsistent with originating from a PV. A multivariate algorithm [16] is used for the identification of secondary vertices consistent with the decay of a b hadron.

In the simulation, pp collisions are generated using PYTHIA [17] with a specific LHCb configuration [18]. Decays of hadronic particles are described by EVTGEN [19], in which final-state radiation is generated using PHOTOS [20]. The interaction of the generated particles with the detector, and its response, are implemented using the GEANT4 toolkit [21] as described in Ref. [22].

3 The neural-network-based SSK algorithm

In this section, charged kaons related to the fragmentation process of the reconstructed B_s^0 candidate are called signal, and other particles in the event are called background. This background includes, for example, the decay products of the OS b hadron, and particles originating from soft QCD processes in pp interactions. In the neural-network-based SSK algorithm, a neural network (NN1) classifies as signal or background all tracks passing an initial preselection. A second neural network (NN2) combines the tracks selected by NN1 to tag the reconstructed B candidate as either B_s^0 or \bar{B}_s^0 , and estimates the mistag probability associated with the tagging decision. Both NN1 and NN2 are based on the algorithms of Ref. [23].

The preselection imposes a number of requirements on the tracks to be considered as tagging candidates, and is common to other flavour-tagging algorithms used in LHCb [6]. The tracks must have been measured in at least one of the tracking stations both before and after the magnet. Their momentum is required to be larger than $2 \text{ GeV}/c$, and their transverse momentum to be smaller than $10 \text{ GeV}/c$. A requirement that the angle between the tracks and the beam line must be at least 12 mrad is applied, to reject particles which either originate from interactions with the beam pipe material or which suffer from multiple scattering in this region. The tracks associated with the reconstructed decay products of the B_s^0 candidate are excluded. Tracks in a cone of 5 mrad around the B_s^0 flight direction are rejected to remove any remaining B_s^0 decay products. Tracks outside a cone of 1.5 rad are also rejected, to suppress particles which are not correlated with the B_s^0 flavour. Finally, tracks must be inconsistent with originating at a different PV from the one associated with the reconstructed B_s^0 candidate, which is taken to be that closest to the B_s^0 flight path.

The network NN1 is trained using signal and background kaons from approximately 80,000 simulated events containing a reconstructed $B_s^0 \rightarrow D_s^- (\rightarrow K^+ K^- \pi^-) \pi^+$ decay. An independent sample of similar size is used to test the network's performance. Information from the simulation is used to ensure that only genuine, correctly reconstructed $B_s^0 \rightarrow D_s^- \pi^+$ decays are used. The following ten variables are used as input to NN1: the momentum and transverse momentum of the track; the χ^2 per degree of freedom of the track fit; the track impact parameter significance, defined as the ratio between the track impact parameter with respect to the PV associated with the B_s^0 candidate, and its uncertainty; the difference

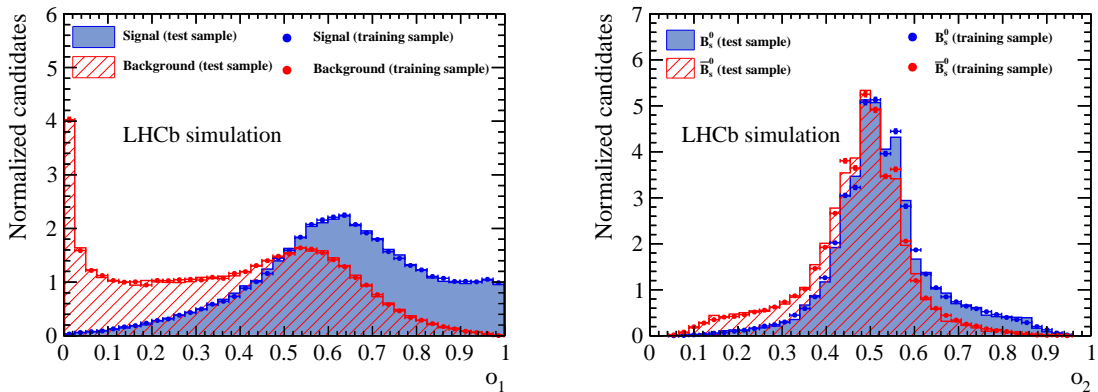


Figure 1: (left) Distribution of the NN1 output, o_1 , of signal (blue) and background (red) tracks. (right) Distribution of the NN2 output, o_2 , of initially produced B_s^0 (blue) and \bar{B}_s^0 (red) mesons. Both distributions are obtained with simulated events. The markers represent the distributions obtained from the training samples; the solid histograms are the distributions obtained from the test samples. The good agreement between the distributions of the test and training samples shows that there is no overtraining of the classifiers.

of the transverse momenta of the track and the B_s^0 candidate; the difference of the azimuthal angles and of the pseudorapidities between the track and the B_s^0 candidate; the number of reconstructed primary vertices; the number of tracks passing the preselection; and the transverse momentum of the B_s^0 candidate. The track impact parameter significance is used to quantify the probability that a track originates from the same primary vertex as the reconstructed B_s^0 candidate. In an event with a large number of tracks and primary vertices, the probability that a given track is a signal fragmentation track is lower; hence the use of these variables in NN1. The B_s^0 transverse momentum is correlated with the difference in pseudorapidity of the fragmentation tracks and the B_s^0 candidate.

The network NN1 features one hidden layer with nine nodes. The activation function and the estimator type are chosen following the recommendations of Ref. [24], to guarantee the probabilistic interpretation of the response function. The distribution of the NN1 output, o_1 , for signal and background candidates is illustrated in Fig. 1. After requiring $o_1 > 0.65$, about 60% of the reconstructed $B_s^0 \rightarrow D_s^- \pi^+$ decays have at least one tagging candidate in background-subtracted data. This number corresponds to the tagging efficiency. The network configuration and the o_1 requirement are chosen to give the largest tagging power. For each tagged B_s^0 candidate there are on average 1.6 tagging tracks, to be combined in NN2.

The training of NN2 is carried out with a simulated sample of approximately 80,000 reconstructed $B_s^0 \rightarrow D_s^- \pi^+$ decays, statistically independent of that used to train NN1. All of the events contain at least one track passing the NN1 selection requirement. Half of the events contain a meson whose true initial flavour is B_s^0 , and the other half contain \bar{B}_s^0 mesons. About 90% of the simulated events are used to train NN2, and the remaining 10% are used to test its performance. The likelihood of the track of being a kaon [14] and

the value of o_1 are used as input variables to NN2. These variables are multiplied by the charge of the tagging track, to exploit the charge correlation of fragmentation kaons with the flavour of the B_s^0 meson. The reconstructed B_s^0 momentum, its transverse momentum, the number of reconstructed primary vertices and the number of reconstructed tracks in the event that pass the B_s^0 candidate's selection are also used as input to NN2. Different configurations of NN2 with up to n_{\max} input tagging tracks and several network structures are tested. In all cases, one hidden layer with $n - 1$ nodes is chosen, where n is the number of input variables. If more than n_{\max} tracks pass the requirement on o_1 , the n_{\max} tracks with the greatest o_1 are used. If fewer than n_{\max} pass, the unused input values are set to zero. The networks with $n_{\max} = 2, 3$ and 4 perform very similarly and show a significantly better separation than the configurations with $n_{\max} = 1$ or 5. The NN2 configuration with $n_{\max} = 3$ is chosen. The main additional tagging power of this algorithm compared to the previous SSK algorithm comes from the possibility to treat events with multiple tracks of similar tagging quality, which allows a looser selection (*i.e.* a larger tagging efficiency) compared to the algorithm using a single tagging track. The distribution of the NN2 output, o_2 , of initially produced B_s^0 and \bar{B}_s^0 mesons is shown in Fig. 1.

In the training configuration used [24], the NN2 output can be directly interpreted as the probability that a B candidate with a given value of o_2 was initially produced as a B_s^0 meson,

$$P(B_s^0|o_2) = o_2 = \frac{N_{B_s^0}(o_2)}{N_{B_s^0}(o_2) + N_{\bar{B}_s^0}(o_2)}, \quad (3)$$

where the second equality holds in the limit of infinite statistics, and $N_{B_s^0}(o_2)$ and $N_{\bar{B}_s^0}(o_2)$ refer to the number of initial B_s^0 and \bar{B}_s^0 mesons in the training sample with a given o_2 value. The distribution of the NN2 output of initial B_s^0 mesons has a peak at o_2 values slightly larger than 0.5, while that of initial \bar{B}_s^0 mesons has a peak at o_2 values slightly smaller than 0.5 (Fig. 1). In case of no CP asymmetries, and no asymmetries related to the different interaction probabilities of charged kaons with the detector, the NN2 distribution of initial B_s^0 mesons is expected to be identical, within uncertainties, to the NN2 distribution of initial \bar{B}_s^0 mesons mirrored at $o_2 = 0.5$. This is a prerequisite for interpreting the NN2 output as a mistag probability. Therefore, to ensure such an interpretation, a new variable is defined, which has a mirrored distribution for initial B_s^0 and \bar{B}_s^0 mesons of the same kinematics,

$$o'_2 = \frac{o_2 + (1 - \bar{o}_2)}{2}, \quad (4)$$

where \bar{o}_2 stands for the NN2 output with the charged-conjugated input variables, *i.e.* for a specific candidate, \bar{o}_2 is evaluated by flipping the charge signs of the input variables of NN2. The tagging decision is defined such that the B candidate is assumed to be produced as a B_s^0 if $o'_2 > 0.5$ and as a \bar{B}_s^0 if $o'_2 < 0.5$. Likewise, the mistag probability is defined as $\eta = 1 - o'_2$ for candidates tagged as B_s^0 , and as $\eta = o'_2$ for candidates tagged as \bar{B}_s^0 .

4 Calibration using $B_s^0 \rightarrow D_s^- \pi^+$ decays

The mistag probability estimated by the SSK algorithm is calibrated using two different decays, $B_s^0 \rightarrow D_s^- \pi^+$ and $B_{s2}^*(5840)^0 \rightarrow B^+ K^-$. The calibration with $B_s^0 \rightarrow D_s^- \pi^+$ decays requires the B_s^0 - \bar{B}_s^0 flavour oscillations to be resolved via a fit to the B_s^0 decay time distribution, since the amplitude of the oscillation is related to the mistag fraction. In contrast, there are no flavour oscillations before the strong decay of the $B_{s2}^*(5840)^0$ and the charged mesons produced in its decays directly identify the $B_{s2}^*(5840)^0$ production flavour. Therefore, the calibration with $B_{s2}^*(5840)^0$ is performed by counting the number of correctly and incorrectly tagged signal candidates. Thus, the two calibrations feature different analysis techniques, which are affected by different sources of systematic uncertainties, and serve as cross-checks of each other. The calibration with $B_s^0 \rightarrow D_s^- \pi^+$ decays is described in this section and that using $B_{s2}^*(5840)^0 \rightarrow B^+ K^-$ decays in Sect. 5. The results are combined in Sect. 8 after equalising the transverse momentum spectra of the reconstructed B_s^0 and $B_{s2}^*(5840)^0$ candidates, since the calibration parameters depend on the kinematics of the reconstructed B decay. These calibrations also serve as a test of the new algorithm in data, to evaluate the performance of the tagger and to compare it to that of the previous SSK algorithm used in LHCb.

A sample of $B_s^0 \rightarrow D_s^- \pi^+$ candidates is selected according to the requirements presented in Ref. [25]. The D_s^- candidates are reconstructed in the final states $K^+ K^- \pi^-$ and $\pi^- \pi^+ \pi^-$. The $D_s^- \pi^+$ mass spectrum contains a narrow peak, corresponding to $B_s^0 \rightarrow D_s^- \pi^+$ signal candidates, and other broader structures due to misreconstructed b -hadron decays, all on top of a smooth background distribution due to random combinations of tracks passing the selection requirements. The signal and background components are determined by a fit to the mass distribution of candidates in the range 5100–5600 MeV/ c^2 (Fig. 2). The signal component is described as the sum of two Gaussian functions with a common mean, plus a power-law tail on each side, which is fixed from simulations. The combinatorial background is modelled by an exponential function. The broad structures are due to B and A_b^0 decays in which a final-state particle is either not reconstructed or is misidentified as a different hadron, and the mass distributions of these backgrounds are derived from simulations. The B_s^0 signal yield obtained from the fit is approximately 95,000. Candidates in the mass range 5320–5600 MeV/ c^2 are selected for the calibration of the SSK algorithm. A fit to the B_s^0 mass distribution is performed to extract $sWeights$ [26]; in this fit the relative fractions of the background components are fixed by integrating the components obtained in the previous fit across the small mass window. The $sWeights$ are used to subtract the background in the fit to the unbinned distribution of the reconstructed B_s^0 decay time, t . This procedure for subtracting the background is validated with pseudoexperiments and provides unbiased estimates of the calibration parameters.

The sample is split into three categories — untagged, mixed and unmixing candidates — and a simultaneous fit to the t distributions of the three subsamples is performed. Untagged candidates are those for which the SSK algorithm cannot make a tagging decision, *i.e.* that contain no tagging tracks passing the o_1 selection. A B_s^0 candidate is defined as mixed if the flavour found by the SSK algorithm differs from the flavour at decay, determined

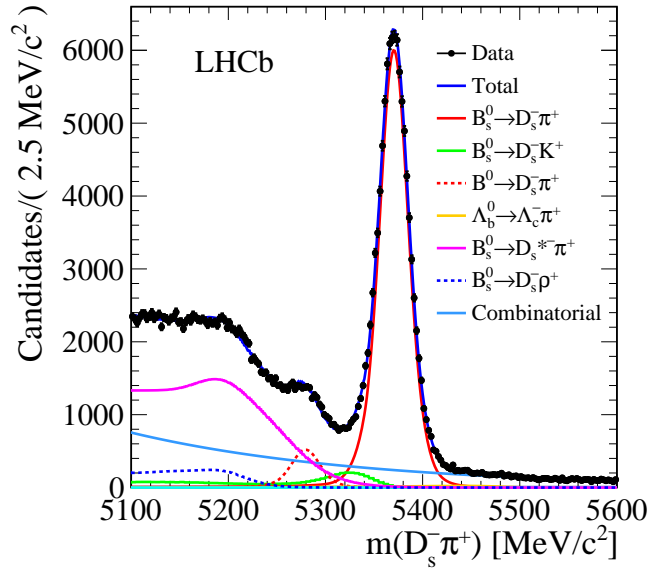


Figure 2: Mass distribution of $B_s^0 \rightarrow D_s^- \pi^+$ candidates with fit projections overlaid. Data points (black markers) correspond to the B_s^0 candidates selected in the 3 fb^{-1} data sample. The total fit function and its components are overlaid with solid and dashed lines (see legend).

by the charges of the final-state particles; it is defined as unmixed if the flavours are the same. The probability density function (PDF) used to fit the t distribution is

$$P(t) \propto a(t) [\Gamma(t') \otimes R(t - t')], \quad (5)$$

where t' is the true decay time of the B_s^0 meson, $\Gamma(t')$ is the B_s^0 decay rate, $R(t - t')$ the decay time resolution function, and $a(t)$ is the decay time acceptance.

The decay rate of untagged candidates is given by

$$\Gamma(t') \propto (1 - \varepsilon_{\text{tag}}) e^{-t'/\tau_s} \cosh\left(\frac{\Delta\Gamma_s t'}{2}\right), \quad (6)$$

and that of tagged candidates by

$$\Gamma(t') \propto \varepsilon_{\text{tag}} e^{-t'/\tau_s} \left(\cosh\left(\frac{\Delta\Gamma_s t'}{2}\right) + q^{\text{mix}} (1 - 2\omega) \cos(\Delta m_s t') \right), \quad (7)$$

where q^{mix} is -1 or $+1$ for candidates which are mixed or unmixed respectively, and ω is the mistag fraction. The average B_s^0 lifetime, τ_s , the width difference of the B_s^0 mass eigenstates, $\Delta\Gamma_s$, and their mass difference, Δm_s , are fixed to known values [2, 12, 27].

Each measurement of t is assumed to have a Gaussian uncertainty, σ_t , which is estimated by a kinematic fit of the B_s^0 decay chain. This uncertainty is corrected with a scale factor of 1.37, as measured with data from a sample of fake B_s^0 candidates, which consist of combinations of a D_s^- candidate and a π^+ candidate, both originating from a primary

interaction [12]. Their decay time distribution is a δ -function at zero convolved with the decay time resolution function, $R(t - t')$. The latter is described as the sum of three Gaussian functions. The functional form of $a(t)$ is modelled with simulated data and its parameters are determined in the fit to data.

Two methods are used to calibrate the mistag probability. In the first one, η is an input variable of the fit, and ω in Eq. 7 is replaced by the calibration function $\omega(\eta)$, which is assumed to be a first-order polynomial,

$$\omega(\eta) = p_0 + p_1(\eta - \langle\eta\rangle), \quad (8)$$

where $\langle\eta\rangle$ is the average of the η distribution of signal candidates (Fig. 3), fixed to the value 0.4377, while p_0 and p_1 are the calibration parameters to be determined by the fit. They are found to be

$$\begin{aligned} p_0 - \langle\eta\rangle &= 0.0052 \pm 0.0044 \text{ (stat)}, \\ p_1 &= 0.977 \pm 0.070 \text{ (stat)}, \end{aligned}$$

consistent with the expectations of a well-calibrated algorithm, $p_0 - \langle\eta\rangle = 0$ and $p_1 = 1$. The fitted values above are considered as the nominal results of the calibration. After calibration of the mistag probability, the tagging efficiency and tagging power measured in $B_s^0 \rightarrow D_s^- \pi^+$ decays are found to be $\varepsilon_{\text{tag}} = (60.38 \pm 0.16 \text{ (stat)})\%$ and $\varepsilon_{\text{eff}} = (1.80 \pm 0.19 \text{ (stat)})\%$.

In the second method, the average mistag fraction ω is determined by fitting the B_s^0 decay time distribution split into nine bins of mistag probability. Nine pairs $(\langle\eta_j\rangle, \omega_j)$ are obtained, where ω_j is the mistag fraction fitted in the bin j , which has an average mistag probability $\langle\eta_j\rangle$. The $(\langle\eta_j\rangle, \omega_j)$ pairs are fitted with the calibration function of Eq. 8 to measure the calibration parameters p_0 and p_1 . The calibration parameters obtained, $p_0 - \langle\eta\rangle = 0.0050 \pm 0.0045 \text{ (stat)}$ and $p_1 = 0.983 \pm 0.072 \text{ (stat)}$, are in good agreement with those reported above. This method also demonstrates the validity of the linear parametrisation (Eq. 8), as shown in Fig. 3.

A summary of the systematic uncertainties on the calibration parameters is given in Table 1. The dominant systematic uncertainty is due to the uncertainty of the scale factor associated with σ_t . The scale factor is varied by $\pm 10\%$, the value of its relative uncertainty, and the largest change of the calibration parameters due to these variations is taken as the systematic uncertainty. Variations of the functions which describe the signal and the background components in the mass fit, and variations of the fraction of the main peaking background under the signal peak due to $B_s^0 \rightarrow D_s^- K^+$ decays, result only in minor changes of the calibration parameters. The systematic uncertainties associated with these variations are assessed by generating pseudoexperiments with a range of different models and fitting them with the nominal model. Systematic uncertainties related to the parametrisation of the acceptance function, and to the parameters $\Delta\Gamma_s$, τ_s and Δm_s , are evaluated with the same method; no significant effect on the calibration parameters is observed. The difference between the two calibration methods reported in the previous section is assigned as a systematic uncertainty. Additionally, the calibration parameters

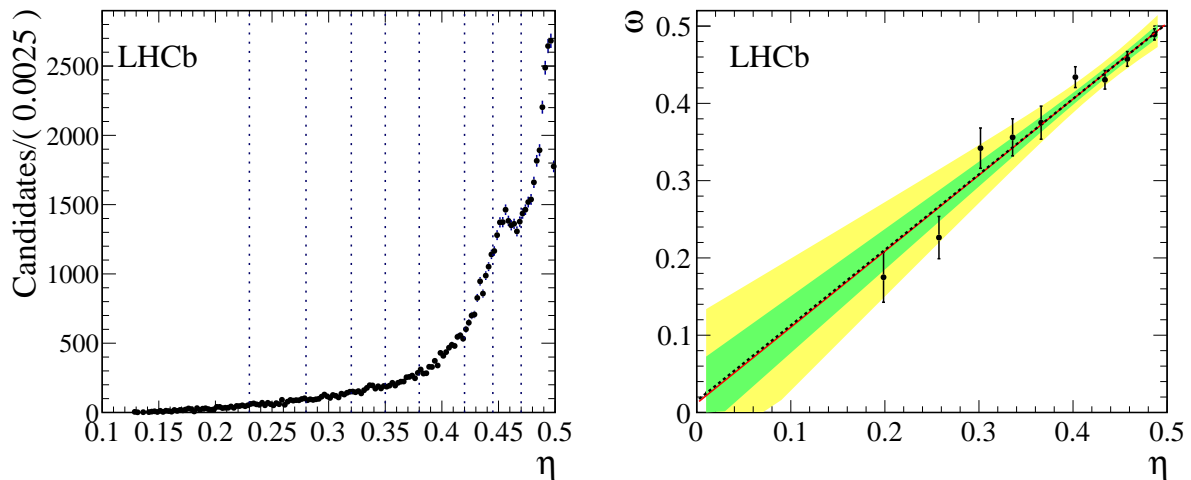


Figure 3: (left) Background-subtracted η distribution of $B_s^0 \rightarrow D_s^- \pi^+$ candidates in data; the vertical dotted lines show the binning used in the second method of the calibration. (right) Measured average mistag fraction ω in bins of mistag probability η (black points), with the result of a linear fit superimposed (solid red line) and compared to the calibration obtained from the unbinned fit (dashed black line). The linear fit has $\chi^2/\text{ndf} = 1.3$. The shaded areas correspond to the 68% and 95% confidence level regions of the unbinned fit.

Table 1: Systematic uncertainties of the parameters p_0 and p_1 obtained in the calibration with $B_s^0 \rightarrow D_s^- \pi^+$ decays.

Source	σ_{p_0}	σ_{p_1}
Decay time resolution	0.0033	0.060
Calibration method	0.0002	0.006
Signal mass model	0.0001	0.002
Background mass model	0.0015	0.025
$B_s^0 \rightarrow D_s^- K^+$ yield	0.0001	0.008
Sum in quadrature	0.0036	0.066

are estimated in independent samples split according to different running periods and magnet polarities. No significant differences are observed.

5 Calibration using $B_{s_2}^*(5840)^0 \rightarrow B^+ K^-$ decays

In $B_{s_2}^*(5840)^0 \rightarrow B^+ K^-$ decays, the B^+ candidates are reconstructed in four exclusive final states, $B^+ \rightarrow J/\psi(\rightarrow \mu^+ \mu^-) K^+$, $B^+ \rightarrow \bar{D}^0(\rightarrow K^+ \pi^-) \pi^+$, $B^+ \rightarrow \bar{D}^0(\rightarrow K^+ \pi^-) \pi^+ \pi^- \pi^+$ and $B^+ \rightarrow \bar{D}^0(\rightarrow K^+ \pi^- \pi^+ \pi^-) \pi^+$. The B^+ candidate selection follows the same strategy

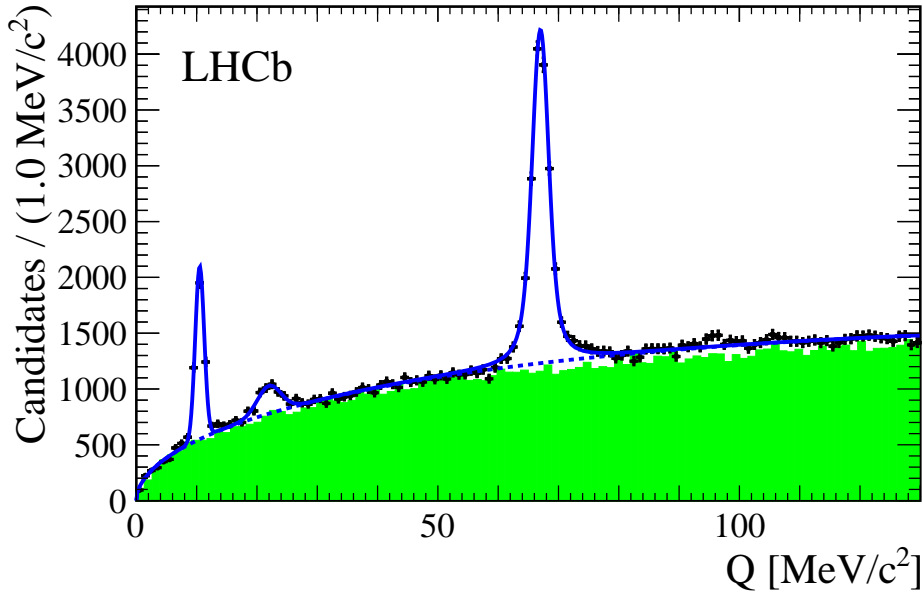


Figure 4: Distribution of the mass difference, Q , of selected B^+K^- candidates, summing over four B^+ decay modes (black points), and the function fitted to these data (solid blue line). From left to right, the three peaks are identified as being $B_{s1}(5830)^0 \rightarrow B^{*+}K^-$, $B_{s2}^*(5840)^0 \rightarrow B^{*+}K^-$, and $B_{s2}^*(5840)^0 \rightarrow B^+K^-$. Same charge combinations $B^\pm K^\pm$ in data are superimposed (solid histogram) and contain no structure.

as in Ref. [28], retaining only those candidates with a B^+ mass in the range 5230–5320 MeV/c^2 . The B^+ candidate is then combined with a K^- candidate to form a common vertex. Combinatorial background is reduced by requiring the B^+ and K^- candidates to have a minimum p_T of 2000 MeV/c and 250 MeV/c respectively, and to be compatible with coming from the PV. The kaon candidate must have good particle identification and a minimum momentum of 5000 MeV/c . A good-quality vertex fit of the B^+K^- combination is required. In order to improve the mass resolution, the invariant mass of the system, $m_{B^+K^-}$, is computed constraining the masses of the J/ψ (or D^0) and B^+ candidates to their world average values [27] and constraining the vector momenta of B^+ and K^- candidates to point to the associated primary vertex. Finally, the B^+K^- system is required to have a minimum transverse momentum of 2500 MeV/c .

The mass difference, $Q \equiv m_{B^+K^-} - M_{B^+} - M_{K^-}$, where M_{B^+} and M_{K^-} are the nominal masses of the B^+ and K^- mesons, is shown in Fig. 4 for the selected B^+K^- candidates, summed over all the B^+ decay modes. The spectrum is consistent with that seen in Ref. [28] and contains three narrow peaks at Q -values of approximately 11, 22 and 67 MeV/c^2 , which are interpreted as $B_{s1}(5830)^0 \rightarrow B^{*+}(\rightarrow B^+\gamma)K^-$, $B_{s2}^*(5840)^0 \rightarrow B^{*+}(\rightarrow B^+\gamma)K^-$ and $B_{s2}^*(5840)^0 \rightarrow B^+K^-$, respectively. The first two peaks are shifted down by $M_{B^{*+}} - M_{B^+} = 45.0 \pm 0.4 \text{ MeV}/c^2$ from to their nominal Q -values due to the unreconstructed photons in the B^{*+} decays.

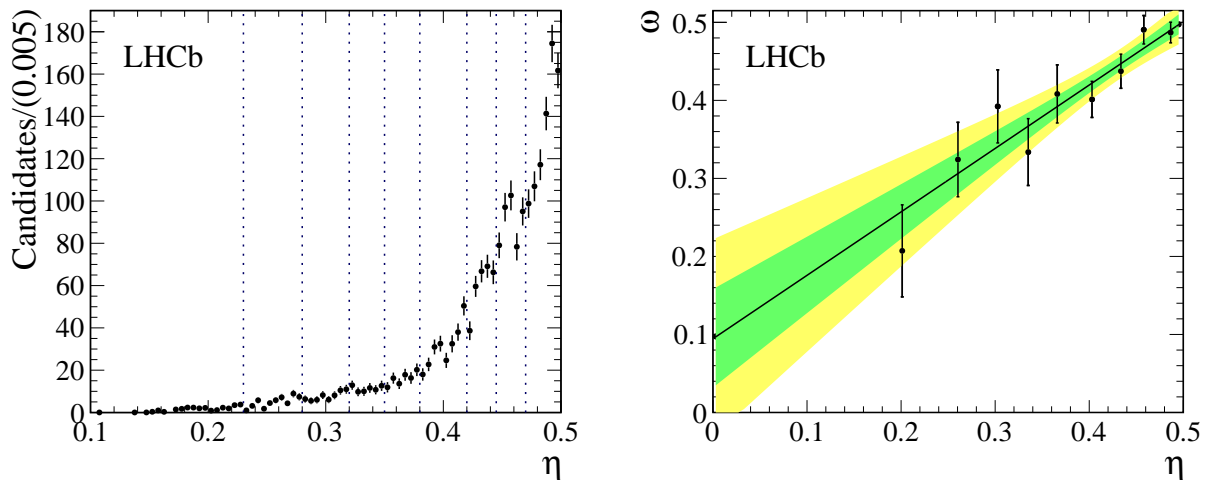


Figure 5: (left) Background-subtracted η distribution of $B_{s_2}^*(5840)^0 \rightarrow B^+ K^-$ candidates in data; the vertical dotted lines show the binning used in the calibration. (right) Measured average mistag fraction ω in bins of mistag probability η (black points), with the result of a linear fit superimposed (solid black line). The fit has $\chi^2/\text{ndf} = 0.8$. The shaded areas correspond to the 68% and 95% confidence level regions of the fit.

The yields of the three peaks are obtained through a fit of the Q distribution in the range shown. Both the $B_{s_1}(5830)^0 \rightarrow B^{*+} K^-$ and the $B_{s_2}^*(5840)^0 \rightarrow B^{*+} K^-$ signals are described by Gaussian functions. The $B_{s_2}^*(5840)^0 \rightarrow B^+ K^-$ signal is parametrised as a relativistic Breit-Wigner function convolved with a Gaussian function to account for the detector resolution. This resolution is fixed to the value determined in the simulation ($\simeq 1 \text{ MeV}/c^2$). The background is modelled by the function $f(Q) = Q^\alpha e^{\beta Q}$, where α and β are free parameters. The yields of the three peaks are found to be approximately 2,900, 1,200 and 12,700, respectively. The mass and width parameters are in agreement with those obtained in Ref. [28]. Only the third peak, corresponding to the fully reconstructed $B_{s_2}^*(5840)^0$ meson, is used in the calibration of the mistag probability.

Since the $B_{s_2}^*(5840)^0$ meson is flavour-tagged by the charges of the final-state particles of its decay, the mistag fraction can be determined by comparing the tagging decision of the SSK algorithm with the known $B_{s_2}^*(5840)^0$ flavour. From the fit of the Q distribution, $sWeights$ are obtained and used to statistically disentangle the signal from the combinatorial background. The fit is performed separately on the Q distributions of correctly and incorrectly tagged candidates, to allow for different background fractions in the two categories. In these fits the mass parameters are fixed to the values obtained in the fit to all candidates. In Fig. 5 the η distribution of signal candidates and the mistag fraction ω in bins of η are shown. Each bin of η has an average predicted mistag $\langle \eta \rangle$. The $(\langle \eta \rangle, \omega)$ pairs are fitted with the calibration function of Eq. 8 to determine the calibration parameters.

The calibration parameters depend on the kinematics of the reconstructed B meson, and in particular on its transverse momentum. In order to test whether the calibrations

Table 2: Systematic uncertainties of the parameters p_0 and p_1 obtained in the calibration with $B_{s2}^*(5840)^0 \rightarrow B^+ K^-$ decays.

Source	σ_{p0}	σ_{p1}
Signal model	0.0063	0.012
Background model	0.0008	0.054
K from $B_{s2}^*(5840)^0$ p_T selection	0.0028	0.039
K from $B_{s2}^*(5840)^0$ particle identification	0.0025	0.015
Sum in quadrature	0.0074	0.069

are consistent between the two samples, the $B_{s2}^*(5840)^0$ p_T spectrum must be reweighted to match that of the B_s^0 candidates seen in $B_s^0 \rightarrow D_s^- \pi^+$ decays. This is done for each of the four B^+ decay modes separately. Due to the requirement of a higher minimum p_T of the $B_{s2}^*(5840)^0$ candidates, 2.5 GeV/ c , compared to 2.0 GeV/ c for the B_s^0 candidates, a 1% difference in the mean value of the p_T spectra remains. This is covered by the systematic uncertainties discussed in Section 6, which account for differences in the mean transverse momenta of B mesons of up to 30%. The calibration parameters obtained from the full sample of weighted $B_{s2}^*(5840)^0$ decays are

$$\begin{aligned}
 p_0 - \langle \eta \rangle &= 0.012 \pm 0.008 \text{ (stat)}, \\
 p_1 &= 0.813 \pm 0.123 \text{ (stat)},
 \end{aligned}$$

where $\langle \eta \rangle$ is fixed to the value 0.441. They are consistent within statistical uncertainties with the calibration parameters obtained with $B_s^0 \rightarrow D_s^- \pi^+$ decays.

The systematic uncertainties of the calibration parameters are determined by repeating the calibration under different conditions. In each case the fit to the Q distribution is repeated and the $sWeights$ are calculated. A summary of all of the systematic uncertainties is given in Table 2. To test for potential differences in the signal model for correctly and incorrectly tagged candidates, the fit to the Q distribution is repeated for both subsets of $B_{s2}^*(5840)^0$ candidates without fixing the mass parameters to the values obtained in the fit to all candidates. The background fit model is tested by fitting the Q distribution of correctly and incorrectly tagged candidates with the default background model replaced by a second-order polynomial, and with the fit range limited to $40 < Q < 100$ MeV/ c^2 . The mass resolution for $B_{s2}^*(5840)^0$ is varied by $\pm 10\%$ to account for differences in resolution between data and simulation. Potential biases due to the $B_{s2}^*(5840)^0$ signal selection are studied by varying the requirements on the p_T or on the particle identification probability of the kaon produced in the $B_{s2}^*(5840)^0$ decay and repeating the full calibration procedure. To test the background subtraction procedure, an alternative method of performing the calibration is used. The sample of tagged candidates is divided into bins of η , and, in each bin, the Q distributions of correctly and incorrectly tagged candidates are fitted separately. The measured signal yields of the $B_{s2}^*(5840)^0$ peak are used to calculate the mistag fraction

Table 3: Systematic uncertainties of the parameters p_0 and p_1 related to the portability of the calibration to different decay modes.

Source	σ_{p_0}	σ_{p_1}
Weighting in p_T	0.0011	0.030
Weighting in track multiplicity	0.0006	0.006
Sum in quadrature	0.0012	0.031

ω which is plotted against the average η of each bin. The calibration parameters obtained are in agreement within statistical uncertainties with those determined from the default method.

The variation of the calibration parameters with data-taking conditions is checked by repeating the calibration procedure after splitting the candidate sample according to the data-taking period and magnet polarity. No significant variation is observed. The calibration is also repeated separately on each of the four B^+ decay modes, after weighting the transverse momentum spectra. The parameters obtained agree within statistical uncertainties.

6 Portability to different decay channels

The tagging calibration parameters will in general depend on the kinematics of the reconstructed B candidate and on the properties of the event. The largest dependences are found to be on the p_T of the B candidate and on the track multiplicity of the event. The calibration parameters measured in $B_s^0 \rightarrow D_s^- \pi^+$ and $B_{s2}^*(5840)^0 \rightarrow B^+ K^-$ decays can thus be used in decays which have similar distributions in these variables. This is not necessarily the case for all B_s^0 decay modes, due to different trigger and selection requirements. Three representative B_s^0 decay modes have been studied: $B_s^0 \rightarrow J/\psi \phi$, $B_s^0 \rightarrow D_s^+ D_s^-$ and $B_s^0 \rightarrow \phi \phi$. The sample of $B_s^0 \rightarrow D_s^- \pi^+$ candidates is weighted to match the B meson p_T and event track multiplicity distributions of each of the three other decay modes in turn, with the weighting done for each variable separately. For each of the weighted samples, p_0 and p_1 are measured and compared to those of the unweighted sample. For each calibration parameter, a systematic uncertainty due to decay mode dependence is assigned, equal to half of the largest difference seen between the unweighted and weighted $B_s^0 \rightarrow D_s^- \pi^+$ samples. The systematic uncertainties obtained are listed in Table 3. The dominant effect is due to the weighting to match the p_T distribution.

7 Flavour-tagging asymmetry

The calibration parameters depend on the initial flavour of the B_s^0 meson, due to the different interaction cross-sections of K^+ and K^- with matter. Therefore, additional

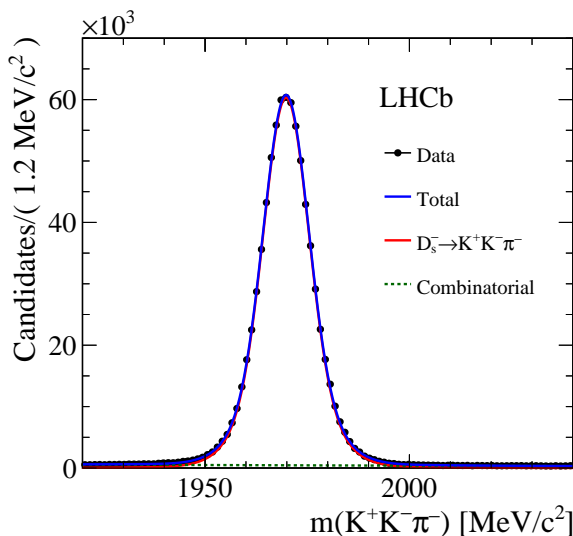


Figure 6: Mass distribution of $D_s^- \rightarrow \phi(\rightarrow K^+ K^-)\pi^-$ candidates with fit projections overlaid. Data points (black markers) correspond to the D_s^- candidates selected in the 3 fb^{-1} data sample. The total fit function and its components are overlaid (see legend).

calibration parameters, Δp_0 and Δp_1 , are introduced to take this flavour dependence into account. The mistag fraction of mesons produced with initial flavour B_s^0 (accompanied by a K^+) and mesons produced with initial flavour \bar{B}_s^0 (accompanied by a K^-) are given by

$$\omega(\eta) = p_0 + \frac{\Delta p_0}{2} + \left(p_1 + \frac{\Delta p_1}{2}\right)(\eta - \langle\eta\rangle) \text{ and} \quad (9)$$

$$\bar{\omega}(\eta) = p_0 - \frac{\Delta p_0}{2} + \left(p_1 - \frac{\Delta p_1}{2}\right)(\eta - \langle\eta\rangle), \quad (10)$$

respectively. The statistical power of the $B_s^0 \rightarrow D_s^- \pi^+$ data sample is not sufficient to determine these additional parameters, so they are studied with $D_s^- \rightarrow \phi(\rightarrow K^+ K^-)\pi^-$ decays. The D_s^- mesons produced in the primary interaction are also accompanied by charged kaons produced in the c quark hadronisation. The SSK algorithm can tag the initial flavour of the D_s^- candidate, with a tagging decision opposite to the case of B_s^0 mesons. The D_s^- meson is charged and does not oscillate, so its initial flavour can be determined from the charge of the decay products. This can then be compared to the SSK tagging decision, and a calibration can be performed with the same method used with $B_{s2}^*(5840)^0 \rightarrow B^+ K^-$ decays. The Δp_0 and Δp_1 parameters can be determined by the difference in the calibration parameters obtained with D_s^- and D_s^+ decays.

A high-purity sample of $D_s^- \rightarrow \phi(\rightarrow K^+ K^-)\pi^-$ candidates is selected in a sample corresponding to 3 fb^{-1} of data taken at centre-of-mass energies of 7 and 8 TeV by applying the following criteria. The momenta of the final-state particles must be larger than $2\text{ GeV}/c$ and their transverse momenta larger than $250\text{ MeV}/c$. The tracks must be significantly displaced from the primary vertex. Their associated particle type information is required

to be consistent with a kaon or a pion, as appropriate. The K^+K^- invariant mass must be within $7 \text{ MeV}/c^2$ of the known ϕ mass. The ϕ and the D_s^- reconstructed vertices must be of good quality. The momentum vector of the D_s^- candidate must be consistent with the displacement vector between the primary vertex and the D_s^- decay vertex. Only candidates with a reconstructed D_s^- mass in the range $1920\text{--}2040 \text{ MeV}/c^2$ are considered. The resulting D_s^- mass distribution is fitted by a sum of two Gaussian functions with a common mean to describe the signal component, and an exponential function for the combinatorial background (Fig. 6). In total about 784,000 signal candidates are reconstructed with a background fraction below 5%. From the mass fit, *sWeights* are calculated to subtract the background in the η distributions of correctly and incorrectly tagged D_s^- candidates. Differences between the D_s^- and the B_s^0 kinematics are accounted for by weighting the D_s^- candidates to match the B_s^0 transverse momentum distribution measured with $B_s^0 \rightarrow D_s^- \pi^+$ decays. The average mistag probability in Eq. 11 is fixed to the value found for $B_s^0 \rightarrow D_s^- \pi^+$ decays, 0.4377. The parameters related to the flavour-tagging asymmetries are found to be

$$\begin{aligned}\Delta p_0 &= -0.0163 \pm 0.0022 \text{ (stat)} \pm 0.0030 \text{ (syst)}, \\ \Delta p_1 &= -0.031 \pm 0.025 \text{ (stat)} \pm 0.045 \text{ (syst)}, \\ \Delta \varepsilon_{\text{tag}} &= (0.17 \pm 0.11 \text{ (stat)} \pm 0.68 \text{ (syst)})\%,\end{aligned}\tag{11}$$

where $\Delta \varepsilon_{\text{tag}} \equiv \varepsilon_{\text{tag}}(D_s^-) - \varepsilon_{\text{tag}}(D_s^+) = \varepsilon_{\text{tag}}(B_s^0) - \varepsilon_{\text{tag}}(\bar{B}_s^0)$.

A systematic uncertainty is computed by taking the maximum of the differences seen when comparing these calibration parameters and those obtained by weighting the transverse momentum distribution of the D_s^- candidates to match the following B_s^0 decay modes: $B_s^0 \rightarrow J/\psi \phi$, $B_s^0 \rightarrow \phi \phi$, $B_s^0 \rightarrow D_s^+ D_s^-$. These uncertainties are 0.0030 and 0.040 for Δp_0 and Δp_1 respectively, and 0.66% for $\Delta \varepsilon_{\text{tag}}$. The same procedure is applied to assess the systematic uncertainty associated with the different track multiplicity distribution between D_s^+ and B_s^0 decays (0.0002 and 0.020 for Δp_0 and Δp_1 respectively, and 0.15% for $\Delta \varepsilon_{\text{tag}}$). The systematic uncertainty in Eq. 11 is the sum in quadrature of these two sources of uncertainties.

While the shift of the slope parameter Δp_1 is compatible with zero, there is a significant overall shift, Δp_0 , of about 1.6% towards higher mistag rates for \bar{B}_s^0 particles. This can be explained by the higher interaction rate in matter of K^- particles compared to K^+ particles. These values are consistent with results obtained in simulated samples of $B_s^0 \rightarrow D_s^- \pi^+$ and $B_s^0 \rightarrow J/\psi \phi$ decays.

The $B_{s2}^*(5840)^0$ decays can also be used to measure the values of Δp_0 , Δp_1 and $\Delta \varepsilon_{\text{tag}}$. The $B_{s2}^*(5840)^0$ candidates are split into two samples according to the final-state charges, B^+K^- and B^-K^+ , and the calibration described in Sect. 5 is performed in the two samples. The differences of the calibration parameters between $B_{s2}^*(5840)^0$ and $\bar{B}_{s2}^*(5840)^0$ are $\Delta p_0 = -0.01 \pm 0.02 \text{ (stat)}$ and $\Delta p_1 = -0.4 \pm 0.2 \text{ (stat)}$, and $\Delta \varepsilon_{\text{tag}} = (-1.4 \pm 1.3 \text{ (stat)})\%$. They are compatible with the shifts measured in the prompt D_s^- meson sample.

8 Calibration summary

The final calibration parameters are computed as the weighted average of the results obtained in $B_s^0 \rightarrow D_s^- \pi^+$ and $B_{s2}^*(5840)^0 \rightarrow B^+ K^-$ decays, fixing $\langle \eta \rangle = 0.4377$ and considering the systematic uncertainties reported in Tables 1 and 2 to be uncorrelated. The uncertainties relating to the portability of the calibrations to different B_s^0 decays as reported in Table 3 are considered to be fully correlated. For the flavour-tagging asymmetries, only the results measured in D_s^- decays are considered. The final values are

$$\begin{aligned}
 \langle \eta \rangle &= 0.4377, \\
 p_0 - \langle \eta \rangle &= 0.0070 \pm 0.0039 \text{ (stat)} \pm 0.0035 \text{ (syst)}, \\
 p_1 &= 0.925 \pm 0.061 \text{ (stat)} \pm 0.059 \text{ (syst)}, \\
 \Delta p_0 &= -0.0163 \pm 0.0022 \text{ (stat)} \pm 0.0030 \text{ (syst)}, \\
 \Delta p_1 &= -0.031 \pm 0.025 \text{ (stat)} \pm 0.045 \text{ (syst)}, \\
 \Delta \varepsilon_{\text{tag}} &= (0.17 \pm 0.11 \text{ (stat)} \pm 0.68 \text{ (syst)})\%.
 \end{aligned}$$

9 Possible application to OS kaons

The two-step neural-network approach of the SSK tagging algorithm presented here is a promising method for improving any tagging algorithm which needs to combine information from multiple tagging tracks. A natural candidate for the application of this method is the OS kaon tagging algorithm, which searches for kaons from $b \rightarrow c \rightarrow s$ transitions of the OS b hadron. The current implementation of the OS kaon algorithm selects tracks with large impact parameters with respect to the primary vertex associated with the signal B meson [6]. This selection gives a tagging efficiency of about 15%. A preliminary implementation of a neural-network-based algorithm shows that loosening the impact parameter requirements for the track candidates and using the new approach increases the tagging efficiency to about 70% and significantly improves the effective tagging efficiency of B^+ and B^0 mesons. However, the inclusion of kaons with smaller impact parameters results in up to 10% of the signal fragmentation tracks being assigned as OS kaon candidates. As the correlation of signal fragmentation kaons with the signal B flavour is different for B^+ , B^0 and B_s^0 mesons, this contamination of SS kaon tracks introduces a dependence of the calibration parameters on the B meson species, and the gain in tagging performance observed in B^+ and B^0 is not reproduced in B_s^0 mesons.

10 Conclusion

A new algorithm for the determination of the flavour of B_s^0 mesons at production has been presented. The algorithm is based on two neural networks, the first trained to select charged kaons produced in association with the B_s^0 meson, and the second to combine the kaon charges to assign the B_s^0 flavour, and to estimate the probability of an incorrect

flavour assignment. The algorithm is calibrated with data corresponding to an integrated luminosity of 3fb^{-1} collected by the LHCb experiment in proton-proton collisions at 7 and 8 TeV centre-of-mass energies. The calibration is performed in two ways: by resolving the B_s^0 - \bar{B}_s^0 flavour oscillations in $B_s^0 \rightarrow D_s^- \pi^+$ decays, and, for the first time, by analysing flavour-specific $B_{s2}^*(5840)^0 \rightarrow B^+ K^-$ strong decays.

The tagging power of the new algorithm as measured in $B_s^0 \rightarrow D_s^- \pi^+$ decays is $(1.80 \pm 0.19 \text{ (stat)} \pm 0.18 \text{ (syst)})\%$, a significant improvement over the tagging power of 1.2% of the previous implementation used at the LHCb experiment. This new algorithm represents important progress for many analyses aiming to make high-precision measurements of B_s^0 - \bar{B}_s^0 mixing and CP asymmetries of B_s^0 decays. Its performance has been demonstrated in several recent measurements by the LHCb collaboration [2, 3, 29–31].

Acknowledgements

We express our gratitude to our colleagues in the CERN accelerator departments for the excellent performance of the LHC. We thank the technical and administrative staff at the LHCb institutes. We acknowledge support from CERN and from the national agencies: CAPES, CNPq, FAPERJ and FINEP (Brazil); NSFC (China); CNRS/IN2P3 (France); BMBF, DFG and MPG (Germany); INFN (Italy); FOM and NWO (The Netherlands); MNiSW and NCN (Poland); MEN/IFA (Romania); MinES and FANO (Russia); MinECo (Spain); SNSF and SER (Switzerland); NASU (Ukraine); STFC (United Kingdom); NSF (USA). We acknowledge the computing resources that are provided by CERN, IN2P3 (France), KIT and DESY (Germany), INFN (Italy), SURF (The Netherlands), PIC (Spain), GridPP (United Kingdom), RRCKI and Yandex LLC (Russia), CSCS (Switzerland), IFIN-HH (Romania), CBPF (Brazil), PL-GRID (Poland) and OSC (USA). We are indebted to the communities behind the multiple open source software packages on which we depend. Individual groups or members have received support from AvH Foundation (Germany), EPLANET, Marie Skłodowska-Curie Actions and ERC (European Union), Conseil Général de Haute-Savoie, Labex ENIGMASS and OCEVU, Région Auvergne (France), RFBR and Yandex LLC (Russia), GVA, XuntaGal and GENCAT (Spain), Herchel Smith Fund, The Royal Society, Royal Commission for the Exhibition of 1851 and the Leverhulme Trust (United Kingdom).

References

- [1] LHCb collaboration, R. Aaij *et al.*, and A. Bharucha *et al.*, *Implications of LHCb measurements and future prospects*, Eur. Phys. J. **C73** (2013) 2373, [arXiv:1208.3355](#).
- [2] LHCb collaboration, R. Aaij *et al.*, *Precision measurement of CP violation in $B_s^0 \rightarrow J/\psi K^+ K^-$ decays*, Phys. Rev. Lett. **114** (2015) 041801, [arXiv:1411.3104](#).
- [3] LHCb collaboration, R. Aaij *et al.*, *Measurement of the CP-violating phase ϕ_s in $\bar{B}_s^0 \rightarrow J/\psi \pi^+ \pi^-$ decays*, Phys. Lett. **B736** (2014) 186, [arXiv:1405.4140](#).

- [4] LHCb collaboration, B. Adeva *et al.*, *Roadmap for selected key measurements of LHCb*, arXiv:0912.4179.
- [5] LHCb collaboration, *Letter of intent for the LHCb upgrade*, CERN-LHCC-2011-001.
- [6] LHCb collaboration, R. Aaij *et al.*, *Opposite-side flavour tagging of B mesons at the LHCb experiment*, Eur. Phys. J. **C72** (2012) 2022, arXiv:1202.4979.
- [7] LHCb collaboration, R. Aaij *et al.*, *B flavour tagging using charm decays at the LHCb experiment*, JINST **10** (2015) P10005, arXiv:1507.07892.
- [8] M. A. Gronau and J. L. Rosner, *Method for flavor tagging in neutral B meson decays*, Phys. Rev. **D47** (1993) 1988, arXiv:hep-ph/9211311.
- [9] CDF collaboration, F. Abe *et al.*, *Measurement of the B^0 - \bar{B}^0 flavor oscillation frequency and study of same side flavor tagging of B mesons in $p\bar{p}$ collisions*, Phys. Rev. **D59** (1999) 032001, arXiv:hep-ex/9806026.
- [10] CDF collaboration, A. Abulencia *et al.*, *Measurement of the B_s^0 - \bar{B}_s^0 oscillation frequency*, Phys. Rev. Lett. **97** (2006) 062003, arXiv:hep-ex/0606027.
- [11] LHCb collaboration, R. Aaij *et al.*, *Measurement of CP violation and the B_s^0 meson decay width difference with $B_s^0 \rightarrow J/\psi K^+ K^-$ and $B_s^0 \rightarrow J/\psi \pi^+ \pi^-$ decays*, Phys. Rev. **D87** (2013) 112010, arXiv:1304.2600.
- [12] LHCb collaboration, R. Aaij *et al.*, *Precision measurement of the B_s^0 - \bar{B}_s^0 oscillation frequency in the decay $B_s^0 \rightarrow D_s^- \pi^+$* , New J. Phys. **15** (2013) 053021, arXiv:1304.4741.
- [13] LHCb collaboration, A. A. Alves Jr. *et al.*, *The LHCb detector at the LHC*, JINST **3** (2008) S08005.
- [14] LHCb collaboration, R. Aaij *et al.*, *LHCb detector performance*, Int. J. Mod. Phys. **A30** (2015) 1530022, arXiv:1412.6352.
- [15] R. Aaij *et al.*, *The LHCb trigger and its performance in 2011*, JINST **8** (2013) P04022, arXiv:1211.3055.
- [16] V. V. Gligorov and M. Williams, *Efficient, reliable and fast high-level triggering using a bonsai boosted decision tree*, JINST **8** (2013) P02013, arXiv:1210.6861.
- [17] T. Sjöstrand, S. Mrenna, and P. Skands, *PYTHIA 6.4 physics and manual*, JHEP **05** (2006) 026, arXiv:hep-ph/0603175; T. Sjöstrand, S. Mrenna, and P. Skands, *A brief introduction to PYTHIA 8.1*, Comput. Phys. Commun. **178** (2008) 852, arXiv:0710.3820.
- [18] I. Belyaev *et al.*, *Handling of the generation of primary events in Gauss, the LHCb simulation framework*, J. Phys. Conf. Ser. **331** (2011) 032047.

- [19] D. J. Lange, *The EvtGen particle decay simulation package*, Nucl. Instrum. Meth. **A462** (2001) 152.
- [20] P. Golonka and Z. Was, *PHOTOS Monte Carlo: A precision tool for QED corrections in Z and W decays*, Eur. Phys. J. **C45** (2006) 97, [arXiv:hep-ph/0506026](#).
- [21] Geant4 collaboration, J. Allison *et al.*, *Geant4 developments and applications*, IEEE Trans. Nucl. Sci. **53** (2006) 270; Geant4 collaboration, S. Agostinelli *et al.*, *Geant4: A simulation toolkit*, Nucl. Instrum. Meth. **A506** (2003) 250.
- [22] M. Clemencic *et al.*, *The LHCb simulation application, Gauss: Design, evolution and experience*, J. Phys. Conf. Ser. **331** (2011) 032023.
- [23] J.-H. Zhong *et al.*, *A program for the Bayesian neural network in the ROOT framework*, Comput. Phys. Commun. **182** (2011) 2655, [arXiv:1103.2854](#).
- [24] L. Breiman, J. H. Friedman, R. A. Olshen, and C. J. Stone, *Classification and regression trees*, Wadsworth international group, Belmont, California, USA, 1984.
- [25] LHCb collaboration, R. Aaij *et al.*, *Measurement of CP asymmetry in $B_s^0 \rightarrow D_s^\mp K^\pm$ decays*, JHEP **11** (2014) 060, [arXiv:1407.6127](#).
- [26] M. Pivk and F. R. Le Diberder, *sPlot: A statistical tool to unfold data distributions*, Nucl. Instrum. Meth. **A555** (2005) 356, [arXiv:physics/0402083](#).
- [27] Particle Data Group, K. A. Olive *et al.*, *Review of particle physics*, Chin. Phys. **C38** (2014) 090001, and 2015 update.
- [28] LHCb collaboration, R. Aaij *et al.*, *First observation of the decay $B_{s2}^*(5840)^0 \rightarrow B^{*+}K^-$ and studies of excited B_s^0 mesons*, Phys. Rev. Lett. **110** (2013) 151803, [arXiv:1211.5994](#).
- [29] LHCb collaboration, R. Aaij *et al.*, *Measurement of CP violation in $B_s^0 \rightarrow \phi\phi$ decays*, Phys. Rev. **D90** (2014) 052011, [arXiv:1407.2222](#).
- [30] LHCb collaboration, R. Aaij *et al.*, *Determination of the branching fractions of $B_s^0 \rightarrow D_s^\mp K^\pm$ and $B^0 \rightarrow D_s^- K^+$* , JHEP **02** (2015) 029, [arXiv:1412.7654](#).
- [31] LHCb collaboration, R. Aaij *et al.*, *Measurement of the CP-violating phase ϕ_s in $\bar{B}_s^0 \rightarrow D_s^+ D_s^-$ decays*, Phys. Rev. Lett. **113** (2014) 211801, [arXiv:1409.4619](#).

LHCb collaboration

R. Aaij³⁹, C. Abellán Beteta⁴¹, B. Adeva³⁸, M. Adinolfi⁴⁷, A. Affolder⁵³, Z. Ajaltouni⁵, S. Akar⁶, J. Albrecht¹⁰, F. Alessio³⁹, M. Alexander⁵², S. Ali⁴², G. Alkhazov³¹, P. Alvarez Cartelle⁵⁴, A.A. Alves Jr⁵⁸, S. Amato², S. Amerio²³, Y. Amhis⁷, L. An^{3,40}, L. Anderlini¹⁸, G. Andreassi⁴⁰, M. Andreotti^{17,g}, J.E. Andrews⁵⁹, R.B. Appleby⁵⁵, O. Aquines Gutierrez¹¹, F. Archilli³⁹, P. d'Argent¹², A. Artamonov³⁶, M. Artuso⁶⁰, E. Aslanides⁶, G. Auriemma^{26,n}, M. Baalouch⁵, S. Bachmann¹², J.J. Back⁴⁹, A. Badalov³⁷, C. Baesso⁶¹, W. Baldini^{17,39}, R.J. Barlow⁵⁵, C. Barschel³⁹, S. Barsuk⁷, W. Barter³⁹, V. Batozskaya²⁹, V. Battista⁴⁰, A. Bay⁴⁰, L. Beaucourt⁴, J. Beddow⁵², F. Bedeschi²⁴, I. Bediaga¹, L.J. Bel⁴², V. Bellee⁴⁰, N. Belloli^{21,k}, I. Belyaev³², E. Ben-Haim⁸, G. Bencivenni¹⁹, S. Benson³⁹, J. Benton⁴⁷, A. Berezhnoy³³, R. Bernet⁴¹, A. Bertolin²³, F. Betti¹⁵, M.-O. Bettler³⁹, M. van Beuzekom⁴², S. Bifani⁴⁶, P. Billoir⁸, T. Bird⁵⁵, A. Birnkraut¹⁰, A. Bizzeti^{18,i}, T. Blake⁴⁹, F. Blanc⁴⁰, J. Blouw¹¹, S. Blusk⁶⁰, V. Bocci²⁶, A. Bondar³⁵, N. Bondar^{31,39}, W. Bonivento¹⁶, A. Borgheresi^{21,k}, S. Borghi⁵⁵, M. Borisyak⁶⁶, M. Borsato³⁸, T.J.V. Bowcock⁵³, E. Bowen⁴¹, C. Bozzi^{17,39}, S. Braun¹², M. Britsch¹², T. Britton⁶⁰, J. Brodzicka⁵⁵, N.H. Brook⁴⁷, E. Buchanan⁴⁷, C. Burr⁵⁵, A. Bursche⁴¹, J. Buytaert³⁹, S. Cadeddu¹⁶, R. Calabrese^{17,g}, M. Calvi^{21,k}, M. Calvo Gomez^{37,p}, P. Campana¹⁹, D. Campora Perez³⁹, L. Capriotti⁵⁵, A. Carbone^{15,e}, G. Carboni^{25,l}, R. Cardinale^{20,j}, A. Cardini¹⁶, P. Carniti^{21,k}, L. Carson⁵¹, K. Carvalho Akiba², G. Casse⁵³, L. Cassina^{21,k}, L. Castillo Garcia⁴⁰, M. Cattaneo³⁹, Ch. Cauet¹⁰, G. Cavallero²⁰, R. Cenci^{24,t}, M. Charles⁸, Ph. Charpentier³⁹, G. Chatzikonstantinidis⁴⁶, M. Chefdeville⁴, S. Chen⁵⁵, S.-F. Cheung⁵⁶, N. Chiapolini⁴¹, M. Chrzaszcz^{41,27}, X. Cid Vidal³⁹, G. Ciezarek⁴², P.E.L. Clarke⁵¹, M. Clemencic³⁹, H.V. Cliff⁴⁸, J. Closier³⁹, V. Coco³⁹, J. Cogan⁶, E. Cogneras⁵, V. Cogoni^{16,f}, L. Cojocariu³⁰, G. Collazuol^{23,r}, P. Collins³⁹, A. Comerma-Montells¹², A. Contu³⁹, A. Cook⁴⁷, M. Coombes⁴⁷, S. Coquereau⁸, G. Corti³⁹, M. Corvo^{17,g}, B. Couturier³⁹, G.A. Cowan⁵¹, D.C. Craik⁵¹, A. Crocombe⁴⁹, M. Cruz Torres⁶¹, S. Cunliffe⁵⁴, R. Currie⁵⁴, C. D'Ambrosio³⁹, E. Dall'Occo⁴², J. Dalseno⁴⁷, P.N.Y. David⁴², A. Davis⁵⁸, O. De Aguiar Francisco², K. De Bruyn⁶, S. De Capua⁵⁵, M. De Cian¹², J.M. De Miranda¹, L. De Paula², P. De Simone¹⁹, C.-T. Dean⁵², D. Decamp⁴, M. Deckenhoff¹⁰, L. Del Buono⁸, N. Déléage⁴, M. Demmer¹⁰, D. Derkach⁶⁶, O. Deschamps⁵, F. Dettori³⁹, B. Dey²², A. Di Canto³⁹, F. Di Ruscio²⁵, H. Dijkstra³⁹, S. Donleavy⁵³, F. Dordei³⁹, M. Dorigo⁴⁰, A. Dosil Suárez³⁸, A. Dovbnya⁴⁴, K. Dreimanis⁵³, L. Dufour⁴², G. Dujany⁵⁵, K. Dungs³⁹, P. Durante³⁹, R. Dzhelyadin³⁶, A. Dziurda²⁷, A. Dzyuba³¹, S. Easo^{50,39}, U. Egede⁵⁴, V. Egorychev³², S. Eidelman³⁵, S. Eisenhardt⁵¹, U. Eitschberger¹⁰, R. Ekelhof¹⁰, L. Eklund⁵², I. El Rifai⁵, Ch. Elsasser⁴¹, S. Ely⁶⁰, S. Esen¹², H.M. Evans⁴⁸, T. Evans⁵⁶, A. Falabella¹⁵, C. Färber³⁹, N. Farley⁴⁶, S. Farry⁵³, R. Fay⁵³, D. Fazzini^{21,k}, D. Ferguson⁵¹, V. Fernandez Albor³⁸, F. Ferrari¹⁵, F. Ferreira Rodrigues¹, M. Ferro-Luzzi³⁹, S. Filippov³⁴, M. Fiore^{17,39,g}, M. Fiorini^{17,g}, M. Firlej²⁸, C. Fitzpatrick⁴⁰, T. Fiutowski²⁸, F. Fleuret^{7,b}, K. Fohl³⁹, P. Fol⁵⁴, M. Fontana¹⁶, F. Fontanelli^{20,j}, D. C. Forshaw⁶⁰, R. Forty³⁹, M. Frank³⁹, C. Frei³⁹, M. Frosini¹⁸, J. Fu²², E. Furfaro^{25,l}, A. Gallas Torreira³⁸, D. Galli^{15,e}, S. Gallorini²³, S. Gambetta⁵¹, M. Gandelman², P. Gandini⁵⁶, Y. Gao³, J. García Pardiñas³⁸, J. Garra Tico⁴⁸, L. Garrido³⁷, D. Gascon³⁷, C. Gaspar³⁹, L. Gavardi¹⁰, G. Gazzoni⁵, D. Gerick¹², E. Gersabeck¹², M. Gersabeck⁵⁵, T. Gershon⁴⁹, Ph. Ghez⁴, S. Giani⁴⁰, V. Gibson⁴⁸, O.G. Girard⁴⁰, L. Giubega³⁰, V.V. Gligorov³⁹, C. Göbel⁶¹, D. Golubkov³², A. Golutvin^{54,39}, A. Gomes^{1,a}, C. Gotti^{21,k}, M. Grabalosa Gándara⁵, R. Graciani Diaz³⁷, L.A. Granado Cardoso³⁹, E. Graugés³⁷, E. Graverini⁴¹, G. Graziani¹⁸, A. Greco³⁰, P. Griffith⁴⁶, L. Grillo¹², O. Grünberg⁶⁴, B. Gui⁶⁰, E. Gushchin³⁴, Yu. Guz^{36,39},

T. Gys³⁹, T. Hadavizadeh⁵⁶, C. Hadjivasiliou⁶⁰, G. Haefeli⁴⁰, C. Haen³⁹, S.C. Haines⁴⁸,
 S. Hall⁵⁴, B. Hamilton⁵⁹, X. Han¹², S. Hansmann-Menzemer¹², N. Harnew⁵⁶, S.T. Harnew⁴⁷,
 J. Harrison⁵⁵, J. He³⁹, T. Head⁴⁰, V. Heijne⁴², A. Heister⁹, K. Hennessy⁵³, P. Henrard⁵,
 L. Henry⁸, J.A. Hernando Morata³⁸, E. van Herwijnen³⁹, M. Heß⁶⁴, A. Hicheur², D. Hill⁵⁶,
 M. Hoballah⁵, C. Hombach⁵⁵, W. Hulsbergen⁴², T. Humair⁵⁴, M. Hushchyn⁶⁶, N. Hussain⁵⁶,
 D. Hutchcroft⁵³, D. Hynds⁵², M. Idzik²⁸, P. Ilten⁵⁷, R. Jacobsson³⁹, A. Jaeger¹², J. Jalocha⁵⁶,
 E. Jans⁴², A. Jawahery⁵⁹, M. John⁵⁶, D. Johnson³⁹, C.R. Jones⁴⁸, C. Joram³⁹, B. Jost³⁹,
 N. Jurik⁶⁰, S. Kandybei⁴⁴, W. Kanso⁶, M. Karacson³⁹, T.M. Karbach^{39,†}, S. Karodia⁵²,
 M. Kecke¹², M. Kelsey⁶⁰, I.R. Kenyon⁴⁶, M. Kenzie³⁹, T. Ketel⁴³, E. Khairullin⁶⁶,
 B. Khanji^{21,39,k}, C. Khurewathanakul⁴⁰, T. Kirn⁹, S. Klaver⁵⁵, K. Klimaszewski²⁹,
 O. Kochebina⁷, M. Kolpin¹², I. Komarov⁴⁰, R.F. Koopman⁴³, P. Koppenburg^{42,39}, M. Kozeiha⁵,
 L. Kravchuk³⁴, K. Kreplin¹², M. Kreps⁴⁹, G. Krocker¹², P. Krokovny³⁵, F. Kruse¹⁰,
 W. Krzemien²⁹, W. Kucewicz^{27,o}, M. Kucharczyk²⁷, V. Kudryavtsev³⁵, A. K. Kuonen⁴⁰,
 K. Kurek²⁹, T. Kvaratskheliya³², D. Lacarrere³⁹, G. Lafferty^{55,39}, A. Lai¹⁶, D. Lambert⁵¹,
 G. Lanfranchi¹⁹, C. Langenbruch⁴⁹, B. Langhans³⁹, T. Latham⁴⁹, C. Lazzeroni⁴⁶, R. Le Gac⁶,
 J. van Leerdam⁴², J.-P. Lees⁴, R. Lefèvre⁵, A. Leflat^{33,39}, J. Lefrançois⁷, E. Lemos Cid³⁸,
 O. Leroy⁶, T. Lesiak²⁷, B. Leverington¹², Y. Li⁷, T. Likhomanenko^{66,65}, M. Liles⁵³,
 R. Lindner³⁹, C. Linn³⁹, F. Lionetto⁴¹, B. Liu¹⁶, X. Liu³, D. Loh⁴⁹, I. Longstaff⁵², J.H. Lopes²,
 D. Lucchesi^{23,r}, M. Lucio Martinez³⁸, H. Luo⁵¹, A. Lupato²³, E. Luppi^{17,g}, O. Lupton⁵⁶,
 N. Lusardi²², A. Lusiani²⁴, F. Machefert⁷, F. Maciuc³⁰, O. Maev³¹, K. Maguire⁵⁵, S. Malde⁵⁶,
 A. Malinin⁶⁵, G. Manca⁷, G. Mancinelli⁶, P. Manning⁶⁰, A. Mapelli³⁹, J. Maratas⁵,
 J.F. Marchand⁴, U. Marconi¹⁵, C. Marin Benito³⁷, P. Marino^{24,39,t}, J. Marks¹², G. Martellotti²⁶,
 M. Martin⁶, M. Martinelli⁴⁰, D. Martinez Santos³⁸, F. Martinez Vidal⁶⁷, D. Martins Tostes²,
 L.M. Massacrier⁷, A. Massafferri¹, R. Matev³⁹, A. Mathad⁴⁹, Z. Mathe³⁹, C. Matteuzzi²¹,
 A. Mauri⁴¹, B. Maurin⁴⁰, A. Mazurov⁴⁶, M. McCann⁵⁴, J. McCarthy⁴⁶, A. McNab⁵⁵,
 R. McNulty¹³, B. Meadows⁵⁸, F. Meier¹⁰, M. Meissner¹², D. Melnychuk²⁹, M. Merk⁴²,
 A Merli^{22,u}, E. Michielin²³, D.A. Milanes⁶³, M.-N. Minard⁴, D.S. Mitzel¹², J. Molina Rodriguez⁶¹,
 I.A. Monroy⁶³, S. Monteil⁵, M. Morandin²³, P. Morawski²⁸, A. Mordà⁶, M.J. Morello^{24,t},
 J. Moron²⁸, A.B. Morris⁵¹, R. Mountain⁶⁰, F. Muheim⁵¹, D. Müller⁵⁵, J. Müller¹⁰, K. Müller⁴¹,
 V. Müller¹⁰, M. Mussini¹⁵, B. Muster⁴⁰, P. Naik⁴⁷, T. Nakada⁴⁰, R. Nandakumar⁵⁰, A. Nandi⁵⁶,
 I. Nasteva², M. Needham⁵¹, N. Neri²², S. Neubert¹², N. Neufeld³⁹, M. Neuner¹², A.D. Nguyen⁴⁰,
 C. Nguyen-Mau^{40,q}, V. Niess⁵, S. Nieswand⁹, R. Niet¹⁰, N. Nikitin³³, T. Nikodem¹²,
 A. Novoselov³⁶, D.P. O’Hanlon⁴⁹, A. Oblakowska-Mucha²⁸, V. Obraztsov³⁶, S. Ogilvy⁵²,
 O. Okhrimenko⁴⁵, R. Oldeman^{16,48,f}, C.J.G. Onderwater⁶⁸, B. Osorio Rodrigues¹,
 J.M. Otalora Goicochea², A. Otto³⁹, P. Owen⁵⁴, A. Oyanguren⁶⁷, A. Palano^{14,d}, F. Palombo^{22,u},
 M. Palutan¹⁹, J. Panman³⁹, A. Papanestis⁵⁰, M. Pappagallo⁵², L.L. Pappalardo^{17,g},
 C. Pappenheimer⁵⁸, W. Parker⁵⁹, C. Parkes⁵⁵, G. Passaleva¹⁸, G.D. Patel⁵³, M. Patel⁵⁴,
 C. Patrignani^{20,j}, A. Pearce^{55,50}, A. Pellegrino⁴², G. Penso^{26,m}, M. Pepe Altarelli³⁹,
 S. Perazzini^{15,e}, P. Perret⁵, L. Pescatore⁴⁶, K. Petridis⁴⁷, A. Petrolini^{20,j}, M. Petruzzo²²,
 E. Picatoste Olloqui³⁷, B. Pietrzyk⁴, M. Pikies²⁷, D. Pinci²⁶, A. Pistone²⁰, A. Piucci¹²,
 S. Playfer⁵¹, M. Plo Casasus³⁸, T. Poikela³⁹, F. Polci⁸, A. Poluektov^{49,35}, I. Polyakov³²,
 E. Polycarpo², A. Popov³⁶, D. Popov^{11,39}, B. Popovici³⁰, C. Potterat², E. Price⁴⁷, J.D. Price⁵³,
 J. Prisciandaro³⁸, A. Pritchard⁵³, C. Prouve⁴⁷, V. Pugatch⁴⁵, A. Puig Navarro⁴⁰, G. Punzi^{24,s},
 W. Qian⁵⁶, R. Quagliani^{7,47}, B. Rachwal²⁷, J.H. Rademacker⁴⁷, M. Rama²⁴, M. Ramos Pernas³⁸,
 M.S. Rangel¹², I. Raniuk⁴⁴, G. Raven⁴³, F. Redi⁵⁴, S. Reichert⁵⁵, A.C. dos Reis¹, V. Renaudin⁷,
 S. Ricciardi⁵⁰, S. Richards⁴⁷, M. Rihl³⁹, K. Rinnert^{53,39}, V. Rives Molina³⁷, P. Robbe^{7,39},

A.B. Rodrigues¹, E. Rodrigues⁵⁵, J.A. Rodriguez Lopez⁶³, P. Rodriguez Perez⁵⁵,
A. Rogozhnikov⁶⁶, S. Roiser³⁹, V. Romanovsky³⁶, A. Romero Vidal³⁸, J. W. Ronayne¹³,
M. Rotondo²³, T. Ruf³⁹, P. Ruiz Valls⁶⁷, J.J. Saborido Silva³⁸, N. Sagidova³¹, B. Saitta^{16,f},
V. Salustino Guimaraes², C. Sanchez Mayordomo⁶⁷, B. Sanmartin Sedes³⁸, R. Santacesaria²⁶,
C. Santamarina Rios³⁸, M. Santimaria¹⁹, E. Santovetti^{25,l}, A. Sarti^{19,m}, C. Satriano^{26,n},
A. Satta²⁵, D.M. Saunders⁴⁷, D. Savrina^{32,33}, S. Schael⁹, M. Schiller³⁹, H. Schindler³⁹,
M. Schlupp¹⁰, M. Schmelling¹¹, T. Schmelzer¹⁰, B. Schmidt³⁹, O. Schneider⁴⁰, A. Schopper³⁹,
M. Schubiger⁴⁰, M.-H. Schune⁷, R. Schwemmer³⁹, B. Sciascia¹⁹, A. Sciubba^{26,m},
A. Semennikov³², N. Serra⁴¹, J. Serrano⁶, L. Sestini²³, P. Seyfert²¹, M. Shapkin³⁶,
I. Shapoval^{17,44,g}, Y. Shcheglov³¹, T. Shears⁵³, L. Shekhtman³⁵, V. Shevchenko⁶⁵, A. Shires¹⁰,
B.G. Siddi¹⁷, R. Silva Coutinho⁴¹, L. Silva de Oliveira², G. Simi^{23,s}, M. Sirendi⁴⁸,
N. Skidmore⁴⁷, T. Skwarnicki⁶⁰, E. Smith⁵⁴, I.T. Smith⁵¹, J. Smith⁴⁸, M. Smith⁵⁵, H. Snoek⁴²,
M.D. Sokoloff^{58,39}, F.J.P. Soler⁵², F. Soomro⁴⁰, D. Souza⁴⁷, B. Souza De Paula², B. Spaan¹⁰,
P. Spradlin⁵², S. Sridharan³⁹, F. Stagni³⁹, M. Stahl¹², S. Stahl³⁹, S. Stefkova⁵⁴, O. Steinkamp⁴¹,
O. Stenyakin³⁶, S. Stevenson⁵⁶, S. Stoica³⁰, S. Stone⁶⁰, B. Storaci⁴¹, S. Stracka^{24,t},
M. Straticiu³⁰, U. Straumann⁴¹, L. Sun⁵⁸, W. Sutcliffe⁵⁴, K. Swientek²⁸, S. Swientek¹⁰,
V. Syropoulos⁴³, M. Szczekowski²⁹, T. Szumlak²⁸, S. T'Jampens⁴, A. Tayduganov⁶,
T. Tekampe¹⁰, G. Tellarini^{17,g}, F. Teubert³⁹, C. Thomas⁵⁶, E. Thomas³⁹, J. van Tilburg⁴²,
V. Tisserand⁴, M. Tobin⁴⁰, J. Todd⁵⁸, S. Tolk⁴³, L. Tomassetti^{17,g}, D. Tonelli³⁹,
S. Topp-Joergensen⁵⁶, E. Tournefier⁴, S. Tourneur⁴⁰, K. Trabelsi⁴⁰, M. Traill⁵², M.T. Tran⁴⁰,
M. Tresch⁴¹, A. Trisovic³⁹, A. Tsaregorodtsev⁶, P. Tsopelas⁴², N. Tuning^{42,39}, A. Ukleja²⁹,
A. Ustyuzhanin^{66,65}, U. Uwer¹², C. Vacca^{16,39,f}, V. Vagnoni¹⁵, G. Valenti¹⁵, A. Vallier⁷,
R. Vazquez Gomez¹⁹, P. Vazquez Regueiro³⁸, C. Vázquez Sierra³⁸, S. Vecchi¹⁷, M. van Veghel⁴²,
J.J. Velthuis⁴⁷, M. Veltri^{18,h}, G. Veneziano⁴⁰, M. Vesterinen¹², B. Viaud⁷, D. Vieira²,
M. Vieites Diaz³⁸, X. Vilasis-Cardona^{37,p}, V. Volkov³³, A. Vollhardt⁴¹, D. Voong⁴⁷,
A. Vorobyev³¹, V. Vorobyev³⁵, C. Voß⁶⁴, J.A. de Vries⁴², R. Waldi⁶⁴, C. Wallace⁴⁹, R. Wallace¹³,
J. Walsh²⁴, J. Wang⁶⁰, D.R. Ward⁴⁸, N.K. Watson⁴⁶, D. Websdale⁵⁴, A. Weiden⁴¹,
M. Whitehead³⁹, J. Wicht⁴⁹, G. Wilkinson^{56,39}, M. Wilkinson⁶⁰, M. Williams³⁹, M.P. Williams⁴⁶,
M. Williams⁵⁷, T. Williams⁴⁶, F.F. Wilson⁵⁰, J. Wimberley⁵⁹, J. Wishahi¹⁰, W. Wislicki²⁹,
M. Witek²⁷, G. Wormser⁷, S.A. Wotton⁴⁸, K. Wraight⁵², S. Wright⁴⁸, K. Wyllie³⁹, Y. Xie⁶²,
Z. Xu⁴⁰, Z. Yang³, J. Yu⁶², X. Yuan³⁵, O. Yushchenko³⁶, M. Zangoli¹⁵, M. Zavertyaev^{11,c},
L. Zhang³, Y. Zhang³, A. Zhelezov¹², A. Zhokhov³², L. Zhong³, V. Zhukov⁹, S. Zucchelli¹⁵.

¹Centro Brasileiro de Pesquisas Físicas (CBPF), Rio de Janeiro, Brazil

²Universidade Federal do Rio de Janeiro (UFRJ), Rio de Janeiro, Brazil

³Center for High Energy Physics, Tsinghua University, Beijing, China

⁴LAPP, Université Savoie Mont-Blanc, CNRS/IN2P3, Annecy-Le-Vieux, France

⁵Clermont Université, Université Blaise Pascal, CNRS/IN2P3, LPC, Clermont-Ferrand, France

⁶CPPM, Aix-Marseille Université, CNRS/IN2P3, Marseille, France

⁷LAL, Université Paris-Sud, CNRS/IN2P3, Orsay, France

⁸LPNHE, Université Pierre et Marie Curie, Université Paris Diderot, CNRS/IN2P3, Paris, France

⁹I. Physikalisches Institut, RWTH Aachen University, Aachen, Germany

¹⁰Fakultät Physik, Technische Universität Dortmund, Dortmund, Germany

¹¹Max-Planck-Institut für Kernphysik (MPIK), Heidelberg, Germany

¹²Physikalisches Institut, Ruprecht-Karls-Universität Heidelberg, Heidelberg, Germany

¹³School of Physics, University College Dublin, Dublin, Ireland

¹⁴Sezione INFN di Bari, Bari, Italy

¹⁵Sezione INFN di Bologna, Bologna, Italy

- ¹⁶ *Sezione INFN di Cagliari, Cagliari, Italy*
- ¹⁷ *Sezione INFN di Ferrara, Ferrara, Italy*
- ¹⁸ *Sezione INFN di Firenze, Firenze, Italy*
- ¹⁹ *Laboratori Nazionali dell'INFN di Frascati, Frascati, Italy*
- ²⁰ *Sezione INFN di Genova, Genova, Italy*
- ²¹ *Sezione INFN di Milano Bicocca, Milano, Italy*
- ²² *Sezione INFN di Milano, Milano, Italy*
- ²³ *Sezione INFN di Padova, Padova, Italy*
- ²⁴ *Sezione INFN di Pisa, Pisa, Italy*
- ²⁵ *Sezione INFN di Roma Tor Vergata, Roma, Italy*
- ²⁶ *Sezione INFN di Roma La Sapienza, Roma, Italy*
- ²⁷ *Henryk Niewodniczanski Institute of Nuclear Physics Polish Academy of Sciences, Kraków, Poland*
- ²⁸ *AGH - University of Science and Technology, Faculty of Physics and Applied Computer Science, Kraków, Poland*
- ²⁹ *National Center for Nuclear Research (NCBJ), Warsaw, Poland*
- ³⁰ *Horia Hulubei National Institute of Physics and Nuclear Engineering, Bucharest-Magurele, Romania*
- ³¹ *Petersburg Nuclear Physics Institute (PNPI), Gatchina, Russia*
- ³² *Institute of Theoretical and Experimental Physics (ITEP), Moscow, Russia*
- ³³ *Institute of Nuclear Physics, Moscow State University (SINP MSU), Moscow, Russia*
- ³⁴ *Institute for Nuclear Research of the Russian Academy of Sciences (INR RAN), Moscow, Russia*
- ³⁵ *Budker Institute of Nuclear Physics (SB RAS) and Novosibirsk State University, Novosibirsk, Russia*
- ³⁶ *Institute for High Energy Physics (IHEP), Protvino, Russia*
- ³⁷ *Universitat de Barcelona, Barcelona, Spain*
- ³⁸ *Universidad de Santiago de Compostela, Santiago de Compostela, Spain*
- ³⁹ *European Organization for Nuclear Research (CERN), Geneva, Switzerland*
- ⁴⁰ *Ecole Polytechnique Fédérale de Lausanne (EPFL), Lausanne, Switzerland*
- ⁴¹ *Physik-Institut, Universität Zürich, Zürich, Switzerland*
- ⁴² *Nikhef National Institute for Subatomic Physics, Amsterdam, The Netherlands*
- ⁴³ *Nikhef National Institute for Subatomic Physics and VU University Amsterdam, Amsterdam, The Netherlands*
- ⁴⁴ *NSC Kharkiv Institute of Physics and Technology (NSC KIPT), Kharkiv, Ukraine*
- ⁴⁵ *Institute for Nuclear Research of the National Academy of Sciences (KINR), Kyiv, Ukraine*
- ⁴⁶ *University of Birmingham, Birmingham, United Kingdom*
- ⁴⁷ *H.H. Wills Physics Laboratory, University of Bristol, Bristol, United Kingdom*
- ⁴⁸ *Cavendish Laboratory, University of Cambridge, Cambridge, United Kingdom*
- ⁴⁹ *Department of Physics, University of Warwick, Coventry, United Kingdom*
- ⁵⁰ *STFC Rutherford Appleton Laboratory, Didcot, United Kingdom*
- ⁵¹ *School of Physics and Astronomy, University of Edinburgh, Edinburgh, United Kingdom*
- ⁵² *School of Physics and Astronomy, University of Glasgow, Glasgow, United Kingdom*
- ⁵³ *Oliver Lodge Laboratory, University of Liverpool, Liverpool, United Kingdom*
- ⁵⁴ *Imperial College London, London, United Kingdom*
- ⁵⁵ *School of Physics and Astronomy, University of Manchester, Manchester, United Kingdom*
- ⁵⁶ *Department of Physics, University of Oxford, Oxford, United Kingdom*
- ⁵⁷ *Massachusetts Institute of Technology, Cambridge, MA, United States*
- ⁵⁸ *University of Cincinnati, Cincinnati, OH, United States*
- ⁵⁹ *University of Maryland, College Park, MD, United States*
- ⁶⁰ *Syracuse University, Syracuse, NY, United States*
- ⁶¹ *Pontifícia Universidade Católica do Rio de Janeiro (PUC-Rio), Rio de Janeiro, Brazil, associated to ²*
- ⁶² *Institute of Particle Physics, Central China Normal University, Wuhan, Hubei, China, associated to ³*
- ⁶³ *Departamento de Física, Universidad Nacional de Colombia, Bogota, Colombia, associated to ⁸*
- ⁶⁴ *Institut für Physik, Universität Rostock, Rostock, Germany, associated to ¹²*
- ⁶⁵ *National Research Centre Kurchatov Institute, Moscow, Russia, associated to ³²*

⁶⁶ *Yandex School of Data Analysis, Moscow, Russia, associated to* ³²

⁶⁷ *Instituto de Fisica Corpuscular (IFIC), Universitat de Valencia-CSIC, Valencia, Spain, associated to* ³⁷

⁶⁸ *Van Swinderen Institute, University of Groningen, Groningen, The Netherlands, associated to* ⁴²

^a *Universidade Federal do Triângulo Mineiro (UFMT), Uberaba-MG, Brazil*

^b *Laboratoire Leprince-Ringuet, Palaiseau, France*

^c *P.N. Lebedev Physical Institute, Russian Academy of Science (LPI RAS), Moscow, Russia*

^d *Università di Bari, Bari, Italy*

^e *Università di Bologna, Bologna, Italy*

^f *Università di Cagliari, Cagliari, Italy*

^g *Università di Ferrara, Ferrara, Italy*

^h *Università di Urbino, Urbino, Italy*

ⁱ *Università di Modena e Reggio Emilia, Modena, Italy*

^j *Università di Genova, Genova, Italy*

^k *Università di Milano Bicocca, Milano, Italy*

^l *Università di Roma Tor Vergata, Roma, Italy*

^m *Università di Roma La Sapienza, Roma, Italy*

ⁿ *Università della Basilicata, Potenza, Italy*

^o *AGH - University of Science and Technology, Faculty of Computer Science, Electronics and Telecommunications, Kraków, Poland*

^p *LIFAEELS, La Salle, Universitat Ramon Llull, Barcelona, Spain*

^q *Hanoi University of Science, Hanoi, Viet Nam*

^r *Università di Padova, Padova, Italy*

^s *Università di Pisa, Pisa, Italy*

^t *Scuola Normale Superiore, Pisa, Italy*

^u *Università degli Studi di Milano, Milano, Italy*

[†] *Deceased*