arXiv:1602.06516v2 [cs.LG] 6 Mar 2016

Uniform Hypergraph Partitioning: Provable Tensor Methods and Sampling Techniques

Debarghya Ghoshdastidar and Ambedkar Dukkipati

Department of Computer Science & Automation
Indian Institute of Science
Bangalore - 560012, India
Email: {debarghya.g,ad}@csa.iisc.ernet.in

Abstract: Graph partitioning plays a central role in machine learning, and the development of graph partitioning algorithms is still an active area of research. The immense demand for such algorithms arises due to the abundance of applications that involve pairwise interactions or similarities among entities. Recent studies in computer vision and databases systems have emphasized on the necessity of considering multi-way interactions, and has led to the study of a more general problem in the form of hypergraph partitioning.

This paper focuses on the problem of partitioning uniform hypergraphs, which arises in applications such as subspace clustering, motion segmentation etc. We show that uniform hypergraph partitioning is equivalent to a tensor trace maximization problem, and hence, a tensor based method is a natural answer to this problem. We also propose a tensor spectral method that extends the widely known spectral clustering algorithm to the case of uniform hypergraphs. While the theoretical guarantees of spectral clustering have been extensively studied, very little is known about the statistical properties of tensor based methods. To this end, we prove the consistency of the proposed algorithm under a planted partition model.

The computational complexity of tensorial approaches has resulted in the use of various tensor sampling strategies. We present the first theoretical study on the effect of sampling in tensor based hypergraph partitioning. Our result justifies the empirical success of iterative sampling techniques often used in practice. We also present an iteratively sampled variant of the proposed algorithm for the purpose of subspace clustering, and demonstrate the performance of this method on a benchmark problem.

Keywords and phrases: Hypergraph partitioning, Planted model, Spectral method, Tensors, Sampling, Subspace clustering.

1. Introduction

Over several decades, the study of networks or graphs has played a key role in analyzing relational data or pairwise interactions among entities. While networks often arise naturally in social or biological contexts, there are several machine learning algorithms that construct graphs to capture the similarity among data instances. A classic example of this approach is the spectral clustering algorithm of Shi and Malik (2000) that performs image segmentation by partitioning a graph constructed on the image pixels, where the weighted edges capture the visual similarity of the pixels. In general, graph partitioning and related problems are quite popular in unsupervised learning (Ng, Jordan and Weiss, 2002; Cour, Srinivasan and Shi, 2007), dimensionality reduction (Zhao and Liu, 2007), semi-supervised learning (Belkin, Matveeva and Niyogi, 2004) as well as transductive inference (Wang, Jebara and Chang, 2008). In spite of the versatility of the graph based approaches, these methods are often incapable of handling complex networks that involve multi-way interactions. For instance, consider a market transaction database, where each transaction or purchase corresponds to a multi-way connection among commodities involved in the transaction (Guha, Rastogi and Shim, 1999). Such networks do not conform with a traditional graph structure, and need to be modeled as hypergraphs. Similar multi-way interactions have been considered in the

case of molecular interaction networks (Michoel and Nachtergaele, 2012), VLSI circuits (Karypis and Kumar, 2000), tagged social networks (Ghoshal et al., 2009), categorical databases (Gibson, Kleinberg and Raghavan, 2000), computer vision (Agarwal et al., 2005) among others.

In this paper, we consider the network clustering problem for hypergraphs, where all the edges are of same cardinality. Uniform hypergraph partitioning finds use in computer vision applications such as subspace clustering (Agarwal et al., 2005; Rota Bulo and Pelillo, 2013), geometric grouping (Govindu, 2005) or higher-order matching (Duchenne et al., 2011). Though the theoretical aspects of random uniform hypergraphs have been often a subject of theoretical interest (Achlioptas and Coja-Oghlan, 2008), very little is known about the statistical properties of the hypergraph partitioning algorithms that are commonly used in practice. The purpose of this work is to bridge the gap between theory and practice, and we proceed in that direction by providing quantitative error bounds for partitioning random uniform hypergraphs. To this end, this paper generalizes the results related to consistency of spectral clustering (Rohe, Chatterjee and Yu, 2011; Lei and Rinaldo, 2015) to the case of uniform hypergraphs.

A key component of our work is the tensorial representation of uniform hypergraphs that on one hand, enables one to formulate the partitioning problem in terms of a tensor trace maximization objective, while on the other hand, it provides a natural description of the random model under consideration. In recent years, there has been significant advancement in study of tensor based approaches (Anandkumar et al., 2014; Jain and Oh, 2014). However, these results hold only for tensors that can be expressed as a linear combination of orthogonal rank-one terms. We note that this assumption does not hold in the present context, and hence, our analysis deviates considerably from the existing works in the tensor literature. Rather, the results in this paper are based on matrix perturbation theorems (Stewart and Sun, 1990) and matrix concentration inequalities (Tropp, 2012).

1.1. Contributions

We consider the following random model. Let $\mathcal{V} = \{1, 2, \ldots n\}$ be a set of n nodes, and $\psi : \{1, 2, \ldots, n\} \to \{1, 2, \ldots, k\}$ be a (hidden) partition of the nodes into k classes. For a node i, we denote its class by ψ_i. For a fixed integer $m \geq 2$, let $\alpha_n \in [0, 1]$, and $\mathbf{B} \in [0, 1]^{k \times k \times \ldots \times k}$ be a symmetric k-dimensional tensor of order m. Let $\mathcal{E}$ be the collection of all subsets of $\mathcal{V}$ of size m. A random weighted m-uniform hypergraph $(\mathcal{V}, \mathcal{E}, w)$ is generated through the random function $w : \mathcal{E} \to [0, 1]$ such that

$$\mathsf{E}[w(\{i_1, i_2, \ldots, i_m\})] = \alpha_n \mathbf{B}_{\psi_{i_1} \psi_{i_2} \ldots \psi_{i_m}} \tag{1}$$

for all $e = \{i_1, i_2, \ldots, i_m\} \in \mathcal{E}$, and the collection of random variables $(w(e))_{e \in \mathcal{E}}$ are mutually independent. For convenience, we henceforth write w_e instead of $w(e)$. The above model extends the planted partition model for graphs (McSherry, 2001), and is a weighted variant of the planted uniform hypergraph model proposed in (Ghoshdastidar and Dukkipati, 2014). In particular, if $\alpha_n = 1$ and w_e are independent Bernoulli random variables satisfying (1), then one retrieves the model of Ghoshdastidar and Dukkipati (2014). We present our results for weighted hypergraphs due to their extensive use in computer vision (e.g., Agarwal et al., 2005). Note that the edge distributions are governed by B and ψ, and hence, depend only on the class membership. In addition, α_n accounts for sparsity of the hypergraph. Under this setting, the objective of a hypergraph partitioning algorithm is to estimate ψ from a given random instance of the m-uniform hypergraph $(\mathcal{V}, \mathcal{E}, w)$.

In this work, we consider a spectral relaxation of the tensor trace maximization (TTM) approach for hypergraph clustering. In a preliminary version of this work (Ghoshdastidar and Dukkipati,

2015a), it was shown that this approach generalizes a considerable number of higher-order learning algorithms studied in the literature. In this paper, we study the statistical consistency of TTM under the above sparse planted partition model. To be precise, denoting the clusters obtained from TTM by ψ', we show that with probability $(1 - o(1))$ as $n \to \infty$, the number of disagreements between ψ and ψ', $\mathsf{Err}(\psi, \psi') = o(n)$. In the block model terminology (Mossel, Neeman and Sly, 2013), this statement implies that the algorithm is weakly consistent. Furthermore, if the hypergraph is dense ($\alpha_n = 1$), then we show that TTM can exactly recover the partitions, *i.e.*, $\mathsf{Err}(\psi, \psi') = o(1)$, and hence, exhibits strong consistency properties.

The time complexity of graph or hypergraph based approaches is typically at least linear in the number of edges. For instance, spectral algorithms for clustering weighted hypergraphs has a complexity of $O(n^m)$ (Ghoshdastidar and Dukkipati, 2014, 2015a). This leads to practical limitations of such algorithms particularly for large m. To this end, it is quite useful to study efficient methods that compute weights for only a small number of edges (Chen and Lerman, 2009; Duchenne et al., 2011). We study the statistical behavior of sampled variants of the TTM algorithm, and show that under appropriate sampling distributions, computation of few edge weights are sufficient to achieve consistency. Hence, the complexity of such algorithms have at most polynomial dependence on m. We also prove that, in comparison with uniform sampling of edges, a smaller error is guaranteed if edges with larger weights are sampled more often (precisely, an edge $e \in \mathcal{E}$ is sampled with probability proportional to w_e). This formally proves the superior performance of the iterative sampling strategy (Chen and Lerman, 2009) for hypergraph clustering. Based on this observation, we present a tensor trace maximization algorithm with iterative sampling strategy (Tetris), and demonstrate its performance on subspace clustering problems.

In (Ghoshdastidar and Dukkipati, 2015a), we proved a consistency result for the special case of $\alpha_n = 1$, whereas in this paper, we allow the hypergraph to be much sparse. Due to the sparsity of the hypergraph, simple tensor concentration bounds (Lemma 10 of Ghoshdastidar and Dukkipati, 2015a) do not suffice in the present case, and we need to rely on Bernstein inequalities. Moreover, the earlier works did not study the consistency of sampled tensor based algorithms, as per our knowledge, this is the first work that studies error bounds for graph and uniform hypergraph partitioning with sampling.

1.2. Organization of this paper

The paper is organized as follows. In Section 2, we provide a detailed development of the hypergraph partitioning literature in both practical and theoretical directions. Section 3 briefly describes the approach and the spectral TTM algorithm under consideration. The consistency result for the algorithm is proved in Section 4. The sampled variants of the approach are studied in Section 5. Finally, we present the numerical studies in Section 6 and the concluding remarks in Section 7. The proofs of the results are given in Appendix A.

1.3. Notations

Some of the notations that is often used in this paper are listed in Table 1. We denote tensors in bold faces ($\mathbf{A}, \mathbf{B}$ etc.), while other notations for other quantities will be understood from the context. We also use the standard $O(\cdot)$, $o(\cdot)$ and $\Omega(\cdot)$ notations, where, unless specified otherwise, the corresponding quantities are viewed as function of n. Moreover, the results in this paper consider two sources of randomness – the random model for hypergraph, and random sampling of edges (or tensor entries). We make this distinction in the notation for expectation, variance and probability

by specifying the underlying measure. Table 1 lists only the notations for expectation, $\mathsf{E}[\cdot]$, but similar subscripted notations have been used for probability, $\mathsf{P}(\cdot)$, and variance, $\mathsf{Var}(\cdot)$.

Notation	Description
$\mathbb{1}_{\mathcal{V}}(v)$	Indicator function for $v \in \mathcal{V}$
ln	Natural logarithm
$\ell_{0-1}(\cdot,\cdot)$	0-1 loss function that is indicator of two labels being identical
$\mathsf{E}_H[\cdot]$	Expectation with respect to distribution of the planted model For a matrix A, $\mathsf{E}_H[A]$ refers to its entry-wise expectation
$\mathsf{E}_S[\cdot]$	Expectation with respect to sampling distribution
$\mathsf{E}_{S\|H}[\cdot]$	Expectation over sampling distribution given a hypergraph
$\mathrm{Trace}(\cdot)$	Sum of diagonal entries of a matrix or tensor
$A_{i\cdot}$	i^{th} row of a matrix A
$A_{\cdot i}$	i^{th} column of a matrix A
$\|\cdot\|_2$	Euclidean norm for vector and the spectral norm for matrix
$\|\cdot\|_F$	Frobenius norm of matrix
$\lambda_i(A)$	i^{th} largest eigenvalue or singular value of A (depends on context)

TABLE 1
List of notations used in this paper.

2. Review of Literature

A number of problems related to hypergraphs have their origins in works dating back to the early 19th century. For instance, the notions of Property B (Bernstein, 1908) and matroids (Whitney, 1935), as well as the result of Sperner (1928), which were originally stated in terms of set systems, can be equivalently presented in the language of hypergraphs. According to Berge (1984), extensive studies on hypergraphs started in 1960s, and a number of remarkable results came into existence that could generalize, and at the same time simplify, results of graph theory. In Berge's words, *"it was noticed that this generalization often led to simplification; moreover, one single statement, sometimes remarkably simple, could unify several theorems on graphs."*

Till this stage, the combinatorial questions asked had a mathematical flavor without immediate practical applications. The first instance of the use of hypergraphs in engineering was in the works of Schweikert and Kernighan (1979), where it was observed that hypergraphs are more appropriate than graphs for modeling electrical logic circuits. This approach has been seriously pursued in the VLSI community and has resulted in hMETIS (Karypis and Kumar, 2000), which is perhaps the most popular hypergraph partitioning algorithm as well as the most common large scale circuit partitioning tool till date. Subsequently, the merits of hypergraph modeling has been widely recognized by practitioners, and in particular, hypergraph partitioning has been successfully applied in database systems (Gibson, Kleinberg and Raghavan, 2000) and computer vision (Agarwal et al., 2005). In the spirit of Berge's statement, one may say that the use of hypergraphs *simplifies* the problem description, and hence, leads to development of natural and accurate solution strategies. For instance, in subspace clustering (Agarwal et al., 2005), multi-point similarities based on subspace fitting error naturally capture the relationship among the data points. Thus, the hypergraph formulation simplifies the representation of the associated clustering problem.

In the context of the present paper, the work of Agarwal et al. (2005) is particularly interesting since on one hand, the work focuses on uniform hypergraphs, while on the other, the proposed algorithm has a spectral connection. Thus, this work implicitly draws a connection with a *spectral theory for uniform hypergraphs*. To this end, we note that the generalization of the spectral graph theory to uniform hypergraphs had intrigued the theoretical computer science community for quite some time (Chung, 1992; Feng and Li, 1996). But, significant progress in this direction has been

made only in past few years (Cooper and Dutle, 2012; Hu and Qi, 2012). The key to this development lies in the use of symmetric tensors to represent the adjacency relations of uniform hypergraphs, which allows one to import tools from the spectral theory of tensors (Lim, 2005; De Lathauwer, De Moor and Vandewalle, 2000) to study the spectral properties of uniform hypergraphs.

The above representation has strong implications in the context of uniform hypergraph partitioning. From this perspective, the class of *higher order learning* methods, which include tensor based clustering algorithms (Govindu, 2005; Shashua, Zass and Hazan, 2006; Chen and Lerman, 2009; Arias-Castro, Chen and Lerman, 2011; Ochs and Brox, 2012), other unsupervised tensorial learning schemes (Duchenne et al., 2011; Nguyen, Gautier and Hein, 2015), as well as related optimization approaches (Leordeanu and Sminchisescu, 2012; Rota Bulo and Pelillo, 2013; Jain and Govindu, 2013), can easily be represented as instances of the uniform hypergraph partitioning problem. In (Ghoshdastidar and Dukkipati, 2015a), we showed that most of the above methods can be formulated in terms of a *tensor trace maximization* (TTM) objective associated with the problem of partitioning a uniform hypergraph such that the associativity of the partition is maximized.

In view of the above unification, it is natural to ask whether one can extend the theoretical guarantees for graph partitioning to the case of uniform hypergraphs. Specific instances of this question have been previously addressed in the literature. Chen and Frieze (1996) extend graph coloring results to the case of 3-uniform hypergraphs, while phase transitions related uniform hypergraph coloring and satisfiability problems have been often studied in the literature (Achlioptas and Coja-Oghlan, 2008). However, the graph literature often addresses more general situations of the partitioning problem. For instance, the stochastic block model (Holland, Laskey and Leinhardt, 1983) allows one to consider arbitrary partitions in random graphs, and hence, the consistency results in (Rohe, Chatterjee and Yu, 2011; Chen, Sanghavi and Xu, 2014; Lei and Rinaldo, 2015) hold even in a general setting. The recent works of Ghoshdastidar and Dukkipati (2014, 2015a, 2016) generalizes the stochastic block model to the case of hypergraphs, and studies the consistency of partitioning algorithms under this model. The present paper proves the consistency of uniform hypergraph partitioning after incorporating the following practical considerations: **(i)** uniform hypergraphs encountered in databases (Gibson, Kleinberg and Raghavan, 2000) typically have very few edges and are appropriately represented by a sparse random model, **(ii)** computer vision applications provide hypergraphs with weighted edges, where sparsity implies negligible, yet non-zero, weights of most edges, and **(iii)** the high complexity of computing a weighted adjacency tensor is commonly tackled by the use of tensor sampling methods (Govindu, 2005; Chen and Lerman, 2009; Duchenne et al., 2011). We also note here that the algorithms studied in Ghoshdastidar and Dukkipati (2014, 2016) are significantly different from the present approach, and sampled variants of these methods have not been studied yet.

3. Tensor Trace Maximization (TTM)

Let $(\mathcal{V}, \mathcal{E}, w)$ be a given weighted uniform hypergraph, where $|e| = m$ for all $e \in \mathcal{E}$ and $w : \mathcal{E} \to [0, 1]$ associates a weight with every edge. We consider the problem of partitioning $\mathcal{V}$ into k disjoint sets, $\mathcal{V}_1, ..., \mathcal{V}_k$, such that the total weight of edges within each cluster is high, and the partition is balanced. In the case of graphs, *i.e.*, for $m = 2$, the popular heuristic for achieving these two conditions is the normalized cut minimization problem, or equivalently normalized associativity maximization problem (Shi and Malik, 2000; von Luxburg, 2007). We extend this approach to uniform hypergraphs.

3.1. TTM Approach

We consider the problem of finding a partition of the vertices of a uniform hypergraph such that the normalized associativity of the partition is maxmized. This is subsequently formulated in terms of a tensor trace maximization objective.

We define the following quantities. The degree of any node $v \in \mathcal{V}$ is the total weight of edges on which v is incident, *i.e.*, $\deg(v) = \sum_{e \in \mathcal{E}: v \in e} w_e$. For any collection of nodes $\mathcal{V}_1 \subseteq \mathcal{V}$, we define its volume as $\mathrm{vol}(\mathcal{V}_1) = \sum_{v \in \mathcal{V}_1} \deg(v)$ and its associativity as $\mathrm{assoc}(\mathcal{V}_1) = \sum_{e \in \mathcal{E}: e \in \mathcal{V}_1} w_e$, which is the total weight of edges contained within $\mathcal{V}_1$. The normalized associativity of a partition $\mathcal{V}_1, ..., \mathcal{V}_k$ is given as

$$\text{N-Assoc}(\mathcal{V}_1, \ldots, \mathcal{V}_k) = \sum_{i=1}^{k} \frac{\mathrm{assoc}(\mathcal{V}_i)}{\mathrm{vol}(\mathcal{V}_i)} \,. \tag{2}$$

Observe that the above definitions coincide with the corresponding terms in graph literature (Shi and Malik, 2000). We now follow the popular goal of finding clusters that maximizes the normalized associativity (2). In the case of graphs, it is well known that the problem can be reformulated in terms of the adjacency matrix of the graphs, which results in a matrix trace maximization problem (von Luxburg, 2007). Furthermore, a spectral relaxation allows one to find an approximate solution for the problem by computing the k dominant eigenvectors[1] of the normalized adjacency matrix. A similar approach is possible in the case of uniform hypergraphs.

Let $\mathbf{A}$ be a n-dimensional tensor of order m such that

$$\mathbf{A}_{i_1 i_2 \ldots i_m} = \begin{cases} w_e & \text{if there exists } e \in \mathcal{E} \text{ such that } e = \{i_1, i_2, \ldots, i_m\}, \\ 0 & \text{otherwise.} \end{cases} \tag{3}$$

Such a tensor is usually called the affinity tensor of the hypergraph. Consider $\beta_1, \ldots, \beta_m \in [0, 1]$ with $\sum_{l=1}^{m} \beta_l = 1$, and matrices $Y^{(1)}, Y^{(2)}, \ldots, Y^{(m)} \in \mathbb{R}^{n \times k}$ such that $Y^{(l)}_{ij} = \left(\frac{\mathbb{1}_{\mathcal{V}_j}(i)}{\mathrm{vol}(\mathcal{V}_j)} \right)^{\beta_l}$. Then, one may express the normalized associativity (2) in terms of these quantities as

$$\text{N-Assoc}(\mathcal{V}_1, \ldots, \mathcal{V}_k) = \frac{1}{m!} \mathrm{Trace} \left(\mathbf{A} \times_1 {Y^{(1)}}^T \times_2 {Y^{(2)}}^T \times_3 \ldots \times_m {Y^{(m)}}^T \right) \,, \tag{4}$$

where $\times_l$ denotes the mode-l product[2] between a tensor and a matrix (De Lathauwer, De Moor and Vandewalle, 2000). Thus, for some chosen set of parameters $\beta_1, \ldots, \beta_m$, one can pose the associativity maximization problem in a tensor trace maximization (TTM) formulation. In (Ghoshdastidar and Dukkipati, 2015a), we considered a nearly similar formulation and showed that the above optimization lies at the heart of several higher-order learning algorithms. It was also shown that a relaxation of the problem has connections with the tensor eigenvalue problem (Lim, 2005) and the tensor diagonalization problem (Comon, 2001).

3.2. TTM Algorithm

A spectral relaxation of the problem is a two-fold procedure, where first we construct a matrix from the affinity tensor $\mathbf{A}$, and then relax the problem into a matrix spectral decomposition type

[1] Orthonormal eigenvectors corresponding to the largest k eigenvalues.

[2] Consider a matrix $B \in \mathbb{R}^{p \times n_l}$ and a mth-order tensor $\mathbf{A} \in \mathbb{R}^{n_1 \times n_2 \times \ldots \times n_m}$. The mode-$l$ product of $\mathbf{A}$ and B is a mth-order tensor, represented as $\mathbf{A} \times_l B \in \mathbb{R}^{n_1 \times \ldots n_{l-1} \times p \times n_{l+1} \times \ldots \times n_m}$, whose elements are

$$(\mathbf{A} \times_l B)_{i_1 .. i_{l-1} j i_{l+1} .. i_m} = \textstyle\sum_{i_l} \mathbf{A}_{i_1 .. i_{l-1} i_l i_{l+1} .. i_m} B_{j i_l} .$$

objective. This principle is reminiscent of the classical technique for studying spectral properties of hypergraphs (Chung, 1992; Bolla, 1993), and is closely related to approach of clustering graph approximations of hypergraphs (Agarwal, Branson and Belongie, 2006).

In particular, we follow the procedure listed as Algorithm TTM. Proposition 3.1 shows that the algorithm indeed solves a certain relaxation of the above mentioned maximization problem. It also shows that this method is equivalent to spectral partitioning of a clique expansion of the hypergraph. We skip the proof of the result, since it can be derived from arguments given in (Ghoshdastidar and Dukkipati, 2015a).

Proposition 3.1. *Algorithm TTM is equivalent to either of the following two procedures:*

1. **(Spectral relaxation of tensor trace maximization)** *Set $\beta_1 = \beta_2 = \frac{1}{2}$ and $\beta_3 = \ldots = \beta_m = 0$ in (4). Then the tensor trace maximization problem is relaxed to finding a partition $\mathcal{V}_1, \ldots, \mathcal{V}_k$ that maximizes $\mathrm{Trace}(Y^T AY)$, where A is as defined in Algorithm TTM and $Y = Y^{(1)} = Y^{(2)}$. The subsequent steps of Algorithm TTM solves a spectral relaxation of this optimization.*
2. **(Spectral partitioning of clique expansion)** *The matrix A as computed in Algorithm TTM is the affinity matrix (up to a constant scale factor) of the clique expansion of the given hypergraph. Thus Algorithm TTM is equivalent to normalized spectral clustering on this graph.*

Algorithm TTM : Spectral relaxation of tensor trace maximization problem

Input: Affinity tensor $\mathbf{A}$ of the m-uniform hypergraph $(\mathcal{V}, \mathcal{E}, w)$, where $|\mathcal{V}| = n$.

1: Define the matrix $A \in \mathbb{R}^{n\times n}$ as $A_{ij} = \sum_{i_3,\ldots,i_m=1}^{n} \mathbf{A}_{iji_3\ldots i_m}$.

2: Let $D \in \mathbb{R}^{n\times n}$ be diagonal with $D_{ii} = \sum_{j=1}^{n} A_{ij}$, and $L = D^{-1/2}AD^{-1/2}$.

3: Compute k dominant eigenvectors of L, denoted by $X \in \mathbb{R}^{n\times k}$.

4: Normalize rows of X to have unit norm, and denote this matrix as $\overline{X}$.

5: Run k-means on the rows of $\overline{X}$.

Output: Partition of $\mathcal{V}$ that correspond to the clusters obtained from k-means.

4. Consistency of Algorithm TTM under Planted Partition Model

In the rest of the paper, we study the consistency of TTM and its sampled variants. For this, we consider the planted partition model described in Section 1.1. If ψ and ψ' denote the true and the estimated clusters, respectively, as defined in Section 1.1, then we derive upper bound on the clustering error defined as

$$\mathsf{Err}(\psi, \psi') = \min_{\sigma} \sum_{i=1}^{n} \ell_{0-1}(\psi_i, \sigma(\psi'_i)) \ , \tag{5}$$

where σ is any permutation on $\{1, 2, \ldots, k\}$. Moreover, for the purpose of analysis we assume that the k-means step is performed using Lloyd's approach with the seeding described in (Ostrovsky et al., 2012). The reason for this consideration is the known theoretical guarantee for this method. The following result shows the consistency of Algorithm TTM.

Theorem 4.1. *Let $(\mathcal{V}, \mathcal{E}, w)$ be a m-uniform hypergraph on $|\mathcal{V}| = n$ vertices generated from a random model with k planted partitions. Define $d = \min_{1\le i\le n} \mathsf{E}_H[\deg(i)]$ and, without loss of generality, assume that the cluster sizes are $n_1 \ge n_2 \ge \ldots \ge n_k$.*

There exist absolute constants $C_1, C_2, C_3 > 0$ and quantities ϵ_n, δ_n (functions of n), such that, if $\delta_n > 0$ and

$$d > \max\left\{C_1 \ln n, \frac{C_2 \ln n}{\delta_n^2}, \frac{C_3 k n_1 \ln n}{n_k \epsilon_n^2 \delta_n^2}\right\} \tag{6}$$

for all large n, then with probability $\left(1 - O(n^{-2} + \sqrt{\epsilon_n})\right)$

$$\mathsf{Err}(\psi, \psi') = O\left(\frac{k n_1 \ln n}{\delta_n^2 d}\right). \tag{7}$$

Note that d obviously grows with n though this dependence is not made explicit in the notation. We also allow k to vary with n. The lower bounds of d in (6) ensures that the hypergraph is sufficiently dense so that the following three conditions hold, respectively: (i) the matrix A computed in Algorithm TTM concentrates near its expectation, (ii) the k dominant eigenvectors of L contain information about the partition, and (iii) the k-means step provides a near optimal solution. Definitions of δ_n and ϵ_n provided below will show that the first two conditions are superfluous, and one can simply replace (6) by

$$d > \frac{C k n_1 \ln n}{n_k \epsilon_n^2 \delta_n^2} \tag{8}$$

for some sufficiently large constant C. However, we feel that the elaborate form given in (6) clearly describes the dependence of the different components of the consistency result on the hypergraph edge density. One can also note that if the above conditions hold for any ϵ_n such that $\epsilon_n \downarrow 0$, then $\mathsf{Err}(\psi, \psi') = o(n)$ with probability $(1 - o(1))$, which implies a weak consistency of Algorithm TTM. However, as shown later in Section 4.1, stronger results can be achieved in certain cases.

We note here that in the literature on consistency of spectral clustering (Rohe, Chatterjee and Yu, 2011; Lei and Rinaldo, 2015), error bounds are derived based on an additional (implicit) assumption that the k-means step achieves a global minimum or at least a near-optimal solution. The above result does not require this assumption since it is now known (Lemma 4.8 of Ghoshdastidar and Dukkipati, 2016) that in the present setting, the approximate k-means method of Ostrovsky et al. (2012) succeeds with high probability. We briefly discuss this in the following remark, and refer to (Ghoshdastidar and Dukkipati, 2016) for a proof of this fact.

Remark. Ostrovsky et al. (2012) showed that under an assumption of ϵ-*separability* of the data, the solution obtained from an approximate k-means algorithm is near-optimal with probability $1 - O(\sqrt{\epsilon})$. Under the third condition of (6), the rows of $\overline{X}$ are ϵ_n-separable, and hence, the guarantees of approximate k-means is applicable in our setting.

4.1. A Special Case

To gain insights into the implications of Theorem 4.1, we consider the following special case of the planted partition model. The partition ψ is defined such that the k clusters are of equal size. Moreover, the tensor $\mathbf{B}$ in (1) is given by $\mathbf{B}_{j_1 j_2 \ldots j_m} = (p+q)$ if $j_1 = j_2 = \ldots = j_m$, and q otherwise, where $p, q \in [0, 1]$ with $q \leq (1-p)$. Thus, in this model, edges residing within each cluster have a high weight (in the expected sense) as compared to other edges[3]. We state the following consistency result for dense hypergraphs.

[3] The model considered here may be viewed as the four parameter stochastic block model (Rohe, Chatterjee and Yu, 2011) defined by the parameters (n, k, p_n, q_n), where n nodes are divided into k partitions of equal size. Edges within a cluster occur with probability $(p_n + q_n)$, while inter-cluster edges occur with probability q_n. Here, we set $p_n = \alpha_n p$ and $q_n = \alpha_n q$ for some constants $p, q \in [0, 1]$ with $q \leq (1-p)$.

Corollary 4.2. *Let $\alpha_n = 1$ and $k = O\left(\frac{n^{1/4}}{\ln n}\right)$. Then with probability $(1 - o(1))$,*

$$\mathsf{Err}(\psi, \psi') = O\left(\frac{n^{(3-m)/2}}{(\ln n)^{2m-3}}\right) . \tag{9}$$

According to the notions of consistency defined in (Mossel, Neeman and Sly, 2013), it can be seen that for $m = 2$, Algorithm TTM is weakly consistent, *i.e.*, $\mathsf{Err}(\psi, \psi') = o(n)$. We note here that, in this sense, the algorithm is not worse than spectral clustering that is also known to be weakly consistent (Rohe, Chatterjee and Yu, 2011). However, for $m \geq 3$, $\mathsf{Err}(\psi, \psi') = o(1)$ for Algorithm TTM, which implies that it is strongly consistent in this case. In other words, the algorithm can exactly recover the partitions for large n. Intuitively, this conclusion seems appropriate since in this case, uniform hypergraphs for large m have a large number of edges that provides 'more' information about the partition. Hence, a faster decay rate for the error should be expected.

In the sparse regime, the question one is interested in is the minimum level of sparsity under which weak consistency of an algorithm can be proved. The following result answers this question.

Corollary 4.3. *Let $k = O(\ln n)$. There exists an absolute constant $C > 0$, such that, if*

$$\alpha_n \geq \frac{C(\ln n)^{2m+1}}{n^{m-1}} , \tag{10}$$

then $\mathsf{Err}(\psi, \psi') = O\left(\frac{n}{(\ln n)^2}\right) = o(n)$ with probability $(1 - o(1))$.

In the case of graphs ($m = 2$), Lei and Rinaldo (2015) showed that weak consistency is achieved by spectral clustering for $\alpha_n \geq \frac{C \ln n}{n}$. It is important to note that our bound is worse by logarithm factors, but at the same time, Corollary 4.3 makes no assumption about the performance of k-means.

While the stochastic block model has been extensively studied for graphs, the existing hypergraph literature has studied consistency results for only two other approaches:

- a uniform hypergraph partitioning method that uses a higher order singular value decomposition (HOSVD) of the adjacency tensor (Govindu, 2005; Ghoshdastidar and Dukkipati, 2014), and
- a non-uniform hypergraph partitioning approach that solves a spectral relaxation of the normalized hypergraph cut (NH-Cut) problem (Zhou, Huang and Schölkopf, 2007; Ghoshdastidar and Dukkipati, 2016).

We comment on the theoretical performance of TTM in comparison with these two approaches. In particular, we focus on the settings of Corollaries 4.2 and 4.3.

Remark. Under the setting of Corollary 4.2, the error bound for the NH-Cut algorithm is

$$\mathrm{Err}_{\text{NH-Cut}}(\psi, \psi') = O\left(\frac{n^{(3-m)/2}}{(\ln n)^{2m-3}}\right)$$

with probability $(1 - o(1))$, while the corresponding bound for HOSVD algorithm is

$$\mathrm{Err}_{\text{HOSVD}}(\psi, \psi') = O\left(\frac{n^{(4-m)/2}}{(\ln n)^{2m-1}}\right) .$$

Thus the performance of NH-Cut is similar to TTM, and both methods have a smaller error bound than HOSVD.

Similarly, in the case of Corollary 4.3, the lower bound on sparsity for NH-Cut is same as in (10) up to a constant scaling. However, HOSVD achieves weak consistency only for

$$\alpha_n \geq \frac{C'(\ln n)^{m+1.5}}{n^{(m-1)/2}}$$

for some $C' > 0$. This is larger than the allowable sparsity for TTM or NH-Cut.

4.2. Proof of Theorem 4.1

Here, we give an outline of the proof of Theorem 4.1 using a series of technical lemmas. The proofs of these results are given in Appendix A. The proof has a modular structure which consists of (i) deriving certain conditions on the model parameters such that Algorithm TTM incurs no error in the expected case, (ii) subsequent use of matrix concentration inequalities and spectral perturbation bounds to claim that (almost surely) the dominant eigenvectors in the random case do not deviate much from the expected case, and (iii) finally, the proof of correctness of the k-means step.

To analyze the algorithm in the expected case, let $\mathcal{A} = \mathsf{E}_H[A]$ and $\mathcal{D} = \mathsf{E}_H[D]$, where A and D are the matrices computed in Algorithm TTM. Observe that if the expected affinity tensor is input to the system, then $\mathcal{A}$ corresponds to the matrix computed in the first step of the algorithm, and $\mathcal{D}_{ii} = \sum_{j=1}^{n} \mathcal{A}_{ij}$. From the definition of the model, it can be seen that $\mathcal{A}_{ii} = 0$ for all i, and for $i \neq j$,

$$\mathcal{A}_{ij} = (m-2)! \sum_{\substack{i_3 < i_4 < \ldots < i_m, \\ i,j \notin \{i_3,\ldots,i_m\}}} \alpha_n \mathbf{B}_{\psi_i \psi_j \psi_{i_3} \ldots \psi_{i_m}} \ , \tag{11}$$

where the factor $(m-2)!$ takes into account all permutations of $\{i_3, \ldots, i_m\}$. The key observation here is that $\mathcal{A}_{ij} = \mathcal{A}_{i'j'}$ whenever $\psi_i = \psi_{i'}$ and $\psi_j = \psi_{j'}$, which holds since, under the present model, nodes in the same cluster are statistically identical. Thus, one can define a matrix $G \in \mathbb{R}^{k \times k}$ such that $\mathcal{A}_{ij} = G_{\psi_i \psi_j}$ for all $i \neq j$. This implies that, ignoring the diagonal entries, $\mathcal{A}$ is essentially of rank k.

Let $Z \in \{0,1\}^{n \times k}$ be the assignment matrix corresponding to partition ψ, *i.e.*, $Z_{ij} = \mathbb{1}_{\psi^{-1}(j)}(i)$, and let the sizes of the k clusters be $n_1 \geq n_2 \geq \ldots \geq n_k$. We define

$$\delta_n = \lambda_k(G) \min_{1 \leq i \leq n} \frac{n_{\psi_i}}{\mathcal{D}_{ii}} - \max_{1 \leq i,j \leq n} \left| \frac{G_{\psi_i \psi_i}}{\mathcal{D}_{ii}} - \frac{G_{\psi_j \psi_j}}{\mathcal{D}_{jj}} \right| , \tag{12}$$

where $\lambda_k(G)$ is the smallest eigenvalue of G. Also define $\mathcal{D}_{\min} = \min_{1 \leq i \leq n} \mathcal{D}_{ii}$. One can argue that $\mathcal{D}_{\min} = (m-1)!d$. Hence, for the subsequent analysis as well as for all the proofs, it is more convenient to state (6) as

$$\mathcal{D}_{\min} > \max \left\{ C_1 \ln n, \frac{C_2 \ln n}{\delta_n^2}, \frac{C_3 k n_1 \ln n}{n_k \epsilon_n^2 \delta_n^2} \right\} \ , \tag{13}$$

where the constants take into account the additional factor of $(m-1)!$. Similarly, one can replace d by $\mathcal{D}_{\min}$ in the error bound (7). We now state the following result, which is proved in Appendix A.

Lemma 4.4. *Let $\mathcal{L} = \mathcal{D}^{-1/2} \mathcal{A} \mathcal{D}^{-1/2}$. If δ_n in (12) satisfies $\delta_n > 0$, then there exists an orthonormal matrix $U \in \mathbb{R}^{k \times k}$ such that the k leading orthonormal eigenvectors of $\mathcal{L}$ correspond to the columns of the matrix $\mathcal{X} = Z(Z^T Z)^{-1/2} U$.*

It is easy to see that $\mathcal{X}$ has k distinct rows, each corresponding to a true cluster. Hence, clustering the rows of $\mathcal{X}$ (or its row normalized form) using k-means results in an accurate clustering of the nodes. The subsequent results show that the eigenvector matrix X computed from a random realization of the hypergraph is close to $\mathcal{X}$ almost surely, and hence, one can expect a good clustering even in that case.

Lemma 4.5 proves a concentration bound for the normalized affinity matrix L computed in Algorithm TTM. The proof, given in the appendix, relies on an useful characterization of the matrix A. To describe this representation, we define for each edge $e \in \mathcal{E}$, a matrix $R_e \in \{0,1\}^{n\times n}$ as $(R_e)_{ij} = 1$ if $i,j \in e, i \neq j$, and zero otherwise. Quite similar to the representation of (11), one can note that

$$A = (m-2)! \sum_{e\in\mathcal{E}} w_e R_e \ . \tag{14}$$

This characterization is quite useful since the independence of $(w_e)_{e\in\mathcal{E}}$ ensures that A is represented as a sum of independent random matrices, and hence, one can use matrix concentration inequalities (Tropp, 2012) to derive a tail bound for $\|A - \mathcal{A}\|_2$.

Lemma 4.5. *If there exists n_0 such that $\mathcal{D}_{\min} > 9(m-1)!\ln n$ for all $n \geq n_0$, then with probability $\big(1 - O(n^{-2})\big)$,*

$$\|L - \mathcal{L}\|_2 \leq 12\sqrt{\frac{(m-1)!\ln n}{\mathcal{D}_{\min}}} \ . \tag{15}$$

The above result directly leads to a bound on the perturbation of the eigenvectors as shown in Lemma 4.7 of (Ghoshdastidar and Dukkipati, 2016). The result adapted to our setting is stated below.

Lemma 4.6. *Assume there is an n_0 such that $\mathcal{D}_{\min} > 9(m-1)!\ln n$ and $\delta_n > 24\sqrt{\frac{(m-1)!\ln n}{\mathcal{D}_{\min}}}$ for all $n \geq n_0$. Then the following statements hold with probability $\big(1 - O(n^{-2})\big)$.*

1. *The matrix X does not have any row with zero norm, and hence, its row normalized form, denoted by $\overline{X}$, is well-defined.*
2. *There is an orthonormal matrix $Q \in \mathbb{R}^{k\times k}$ such that*

$$\left\|\overline{X} - ZQ\right\|_F \leq \frac{24}{\delta_n}\sqrt{\frac{(m-1)!2kn_1\ln n}{\mathcal{D}_{\min}}} \ . \tag{16}$$

Finally, we analyze the k-means step of the algorithm, where the rows of $\overline{X}$ are assigned to k centers. Define $S \in \mathbb{R}^{n\times k}$ such that $S_{i\cdot}$ denotes the center to which $\overline{X}_{i\cdot}$ is assigned. Also define the collection of nodes $\mathcal{V}_{err} \subset \mathcal{V}$ such that

$$\mathcal{V}_{err} = \left\{ i \in \mathcal{V} : \|S_{i\cdot} - Z_{i\cdot}Q\|_2 \geq \frac{1}{\sqrt{2}} \right\} \ . \tag{17}$$

The following result, adapted from (Ghoshdastidar and Dukkipati, 2016), shows that on one hand $\mathcal{V}_{err}$ contains all the mis-labelled nodes, whereas, on the other, it proves that under the conditions of Theorem 4.1, the k-means algorithm of Ostrovsky et al. (2012) finds a near optimal solution for which $|\mathcal{V}_{err}|$ can be bounded from above.

Lemma 4.7. *Under the conditions stated in (13), for small enough ϵ_n,*

$$\mathsf{Err}(\psi, \psi') \leq |\mathcal{V}_{err}| \leq 8(1+\epsilon_n^2)^2\|\overline{X} - ZQ\|_F^2 \tag{18}$$

with probability $\big(1 - O(n^{-2} + \sqrt{\epsilon_n})\big)$.

Theorem 4.1 follows from above result by using the bound on $\|\overline{X} - ZQ\|_F$ from Lemma 4.6. Also, note here that $\epsilon_n = O(1)$, and hence, can be ignored in the bound on $\mathsf{Err}(\psi, \psi')$.

5. Sampling Techniques for Algorithm TTM

In this section, we focus on the complexity of Algorithm TTM, and study efficient modifications. To this end, we note that the k-means approach of (Ostrovsky et al., 2012) has a complexity of $O(k^2n+k^4)$ since the data is embedded in a k-dimensional space. Furthermore, Steps 2 to 4 involve only matrix operations with the eigenvector computation being the most expensive operation. One may compute the k dominant eigenvectors using power iterations, which can be done provably in $O(kn^2 \ln(kn))$ runtime (Boutsidis, Gittens and Kambadur, 2015). However, the computational bottleneck of the algorithm is Step 1, which owing to the representation in (14) has complexity of $O(m^2|\mathcal{E}|)$. This is particularly challenging in computer vision applications, such as subspace clustering or matching, where all edges have non-zero weights, no matter how small these weights may be. Thus, in such applications, $|\mathcal{E}| = \binom{n}{m} = \Theta(n^m)$. This exponential dependence on m makes *exact* hypergraph partitioning algorithms impractical, particularly when one considers higher order relations, for instance $m = 8$ used in (Govindu, 2005; Jain and Govindu, 2013). The natural alternative is to sample few edges of the hypergraph, or equivalently few entries of the adjacency tensor $\mathbf{A}$ (Govindu, 2005; Chen and Lerman, 2009; Duchenne et al., 2011).

In the context ofTTM, we may formally express this approach as sampling edges from $\mathcal{E}$ according to some probability distribution $(p_e)_{e\in\mathcal{E}}$, and computing a sample estimate of the matrix A, denoted by $\widehat{A}$. A requirement of the estimator should be its unbiasedness, *i.e.*, $\mathsf{E}_{S|H}[\widehat{A}] = A$, where the expectation is with respect to the sampling distribution given an instance of the random hypergraph. Based on (14), we propose to use an unbiased estimator of the form

$$\widehat{A} = \frac{(m-2)!}{|\mathcal{I}|} \sum_{e\in\mathcal{I}} \frac{w_e}{p_e} R_e \,, \tag{19}$$

where $\mathcal{I}$ is a sub-collection of edges sampled, with replacement, from $\mathcal{E}$. Subsequently. one can define $\widehat{D}, \widehat{L}$ as $\widehat{D}_{ii} = \sum_j \widehat{A}_{ij}$ and $\widehat{L} = \widehat{D}^{-1/2}\widehat{A}\widehat{D}^{-1/2}$, where $\widehat{D}$ is also an unbiased estimate of D. The remaining steps of TTM may be carried using the estimated matrix $\widehat{L}$. Such an approach has a runtime of $O(m^2N + kn^2\ln(kn) + k^2n + k^4)$, where $N = |\mathcal{I}|$.

5.1. Consistency of Sampled Variants of Algorithm TTM

The key question addressed in this section is the minimum number (N) of edges required to be sampled to achieve consistency of such a variant of Algorithm TTM. To this end, we state the following result.

Theorem 5.1. *Let N edges be sampled with replacement according to probability distribution $(p_e)_{e\in\mathcal{E}}$, and let $\beta > 0$ be such that $\max_{e\in\mathcal{E}} \frac{w_e}{p_e} \leq \beta$ with probability $\big(1 - O(n^{-2})\big)$. There exist absolute constants $C, C' > 0$ and quantities ϵ_n, δ_n, such that, if*

$$d > C\frac{kn_1 \ln n}{n_k \epsilon_n^2 \delta_n^2} \quad \text{and} \quad N > C'\left(1 + \frac{2\beta}{d}\right)\frac{kn_1 \ln n}{n_k \epsilon_n^2 \delta_n^2} \tag{20}$$

for all large n, then with probability $\big(1 - O(n^{-2} + \sqrt{\epsilon_n})\big)$,

$$\mathsf{Err}(\psi, \psi') = O\left(\frac{kn_1 \ln n}{\delta_n^2}\left(\frac{1}{d} + \frac{1}{N} + \frac{2\beta}{Nd}\right)\right). \tag{21}$$

The above result is similar to Theorem 4.1 except for an additional condition associated with the number of edges to be sampled. However, we note that the proof of Theorem 4.1 given in the appendix shows that the constants C in (20) need to be larger than the corresponding term in Theorem 4.1 by a certain factor.

The interesting observation in the above result is that if a particular sampling strategy is used, one can note that relatively smaller number of samples N would be required if the hypergraph is more dense (larger d). On the other hand, for a sparse hypergraph, most edges have zero or negligibly small values, do not provide 'sufficient information' about the true partition.

Obviously, the bound also depends on the sampling technique, and (20) suggests that a better sampling distribution is one for which β is smaller. To clarify this observation, we state the result for two particular sampling distributions: (i) uniform sampling, and (ii) sampling each edge e with probability proportional to its weight, *i.e.*,

$$p_e = \frac{w_e}{\sum\limits_{e' \in \mathcal{E}} w_{e'}} \qquad \text{for all } e \in \mathcal{E}. \tag{22}$$

For ease of exposition, we elaborate on the effect of these sampling techniques for the particular model described in Section 4.1.

Corollary 5.2. *Consider the setting described in Section 4.1. Define quantity ξ such that $\xi = 1$ for uniform sampling, and $\xi = \alpha_n$ for the weighted sampling of (22). If there exists constants $C, C' > 0$, such that, if*

$$\alpha_n > C\frac{k^{2m-1}(\ln n)^2}{n^{m-1}} \quad \text{and} \quad N > C'\frac{\xi n k^{2m-1}(\ln n)^2}{\alpha_n}\,, \tag{23}$$

then $\mathsf{Err}(\psi, \psi') = o(n)$ with probability $(1 - o(1))$.

The above result shows that in the most dense regime ($\alpha_n = 1$), both sampling techniques have a similar performance. For instance, if $k = O\left(\frac{n^{1/4}}{\ln n}\right)$, as considered in Corollary 4.2, one needs to sample $N = \Omega\left(n^{0.5m+0.75}(\ln n)^{3-2m}\right)$ edges to achieve weak consistency. However, in the case of sparse hypergraphs, (23) clearly indicates that the sampling distribution of (22) achieves a runtime that is smaller than that of uniform sampling by a factor of α_n. In fact, in the setting of Corollary 4.3, the above result shows that using the weighted sampling strategy, one needs to sample only $N = \Omega\left(n(\ln n)^{2m+1}\right)$ edges for consistent partitioning. On the other hand, consistency is achieved with uniform sampling only if one uses $N = \Omega(n^m)$ edges, *i.e.*, at least a constant fraction of all the edges[4]. On the whole, we can conclude that the weighted sampling described in (22) helps to reduce the complexity of Step 1 of Algorithm TTM by a factor of $\frac{k^{2m-1}(\ln n)^2}{n^{m-1}}$. A related weighted sampling has been suggested in the matrix literature (Drineas, Kannan and Mahoney, 2006) in the context of column sampling for matrix operations, where the authors show that one should sample columns of matrix with probability proportional to their norm.

It is obvious that specifying the distribution (p_e) with $p_e \propto w_e$ involves computing all edge weights, and hence, it is an impractical solution for the problem at hand. However, this result leads to an important conclusion – *sample edges with larger weights more frequently.* This is essentially the idea commonly used in most tensor based algorithms. In the case of matching algorithms, one uses an efficient k nearest neighbor search to sample the larger tensor entries (Duchenne et al., 2011). On the other hand, the subspace clustering literature has acknowledged the idea of iterative

[4] Note that this observation is only true for weighted hypergraphs, where a small α_n implies that most edges have very small, but positive, weights. On the other hand, unweighted hypergraphs with small α_n implies that only few edges are present, and hence, sampling is not required in that case.

sampling (Chen and Lerman, 2009; Jain and Govindu, 2013), where one uses an alternating strategy of finding clusters using a sampled set of edges, and then re-sampling edges for which at least $(m-1)$ nodes belong to a cluster. It is clear that both sampling techniques give higher preference to larger edge weights, and hence, as a consequence of Corollary 5.2, both methods are expected to perform better than uniform sampling. Thus Corollary 5.2 provides a theoretical justification for why such heuristics work, thereby answering an open question posed by Chen and Lerman (2009).

5.2. TTM with Iterative Sampling

In (Ghoshdastidar and Dukkipati, 2015a) as well as in Remark 4.1, we observed that for dense hypergraphs, TTM achieves a smaller error bound compared to a spectral technique (Govindu, 2005; Chen and Lerman, 2009) that relies on higher order singular value decomposition of tensors (HOSVD). Later, we also validate this conclusion in small synthetic problems. However, it was shown in (Ghoshdastidar and Dukkipati, 2015a) that in larger problems that require edge sampling, naively sampled TTM algorithm is outperformed by the practical variant of HOSVD, which uses an iterative sampling technique. This practical variant of HOSVD is commonly referred to as spectral curvature clustering or SCC. To address the paradoxical situation, we rely on the conclusions of Corollary 5.2 and present an iterative version of Algorithm TTM, for the purpose of subspace clustering. We henceforth refer to this algorithm as *tensor trace maximization with iterative sampling*, or simply Tetris.

In the problem of subspace clustering (Soltanolkotabi, Elhamifar and Candes, 2014), one is given a collection of n points $Y_1, Y_2, \ldots, Y_n \in \mathbb{R}^{r_a}$ in an high dimensional *ambient* space. However, there are k subspaces, each of dimension at most $r < r_a$, such that one can represent Y_i as

$$Y_i = \widetilde{Y}_i + \eta_i \ ,$$

where $\widetilde{Y}_i$ lies in one of the k subspaces, and η_i is a noise term. The objective of a subspace clustering algorithm is to group $Y_1, \ldots, Y_n$ into k disjoint clusters such that each cluster corresponds to exactly one of the k low-dimensional subspaces. A hypergraph or tensor based subspace clustering approach (Agarwal et al., 2005; Govindu, 2005) involves construction of a weighted m-uniform hypergraph such that $m \geq (r+2)$ and the weight of an edge $e = \{i_1, \ldots, i_m\}$ is given by

$$w_e = w(\{i_1, \ldots, i_m\}) = \exp\left(-\frac{f_l(Y_{i_1}, \ldots, Y_{i_m})}{\sigma^2}\right) \ . \tag{24}$$

Here, $f_r(\cdot)$ computes the error of fitting a r-dimensional subspace for the given m points, and σ is a scaling parameter. Different choices for $f_r(\cdot)$ has been considered in the literature based on Euclidean distance of points from the estimated subspace (Govindu, 2005; Jain and Govindu, 2013), polar curvature of the points (Chen and Lerman, 2009) among others. Chen and Lerman (2009) also proposed a heuristic for estimating σ at each iteration.

We present Algorithm Tetris for the subspace clustering problem. We fix the order of the tensor as $m = (r+2)$, and define $f_r(\cdot)$ in terms of polar curvature (see Equations 1-3 of Chen and Lerman, 2009). We also incorporate the convergence criteria and the estimation procedure for σ used in SCC, which are not explicitly stated below. Furthermore, to standardize the approach with SCC, Tetris uses a one-sided degree normalization and computes left singular vectors of the normalized adjacency matrix.

Algorithm Tetris : TTM with iterative sampling for subspace clustering

Input: Data set $Y = [Y_1, \ldots, Y_n]$; k = Number of subspaces;
r = Maximum subspace dimension; and
c = A hyperparameter controlling number of sampled edges ($N = nc$)

1: Set $m = r + 2$.
2: Uniformly sample c subsets of Y, each containing $(m-1)$ points.
3: Initialize $\widehat{A} \in \mathbb{R}^{n \times n}$ to a zero matrix.
4: **for** $j = 1$ to c **do**
5: Consider j^{th} subset of Y with the points $Y_{j_1}, \ldots, Y_{j_{m-1}}$.
6: **for** $i = 1$ to n **do**
7: Compute the weight w_e for the edge $e = \{Y_i, Y_{j_1}, \ldots, Y_{j_{m-1}}\}$ using (24).
8: Update $\widehat{A}_{ij_l} = \widehat{A}_{ij_l} + w_e$ for all $l = 1, \ldots, m-1$.
9: **end for**
10: **end for**
11: Let $\widehat{D} \in \mathbb{R}^{n \times n}$ be diagonal with $\widehat{D}_{ii} = \sum_{j=1}^{n} \widehat{A}_{ij}$, and $\widehat{L} = \widehat{D}^{-1}\widehat{A}$.
12: Compute k dominant left singular vectors of $\widehat{L}$, denoted by $\widehat{X} \in \mathbb{R}^{n \times k}$.
13: Normalize rows of $\widehat{X}$ to have unit norm.
14: Run k-means on the rows of the normalized matrix, and partition Y into k clusters.
15: From each obtained cluster, sample c/k subsets, each of size $(m-1)$.
16: Repeat from Step 3, and iterate until convergence.

Output: Clustering of Y into k disjoint clusters.

6. Experimental Validation

In this section, we present numerical illustrations related to uniform hypergraph partitioning. The numerical results are categorized into four portions. The first set of results is based on the setting of Corollary 4.2, and validates our theoretical observations about TTM. We next compare the performance of TTM with several uniform hypergraph partitioning methods for some small scale problems. The reason for restricting our study to small problems is because, in such cases, the hypergraphs can be completely specified, and edge sampling can be avoided. In the rest of the section, we consider practical versions of the subspace clustering problem, where we compare sampled variants of TTM with state of the art subspace clustering algorithms. Our experiments include both synthetic subspace clustering problems (Park, Caramanis and Sanghavi, 2014) and benchmark motion segmentation problem (Tron and Vidal, 2007).

6.1. Comparison of spectral algorithms

We first compare the performance ofTTM with the HOSVD based algorithm (Govindu, 2005; Ghoshdastidar and Dukkipati, 2014) and the NH-Cut algorithm (Zhou, Huang and Schölkopf, 2007; Ghoshdastidar and Dukkipati, 2016). This study is based on the model related to Corollary 4.2, where a m-uniform hypergraph is generated on n vertices. We assume here that $\alpha_n = 1$, $k = 2$, and the true clusters are of equal size. The edges occur with following probabilities. If all vertices in an edge do not belong to the same cluster, then the edge probability is $q = 0.2$, else it is $(p + q)$ for some $p \in (0, 1 - q)$ specified below.

In Figure 1, we show results for three examples, where p is fixed at $p = 0.1$, m is varied over $m = 2, 3, 4$, and the total number of vertices n grows from 10 to 100. For each case, 50 planted hypergraphs are generated, and subsequently partitioned by TTM, HOSVD and NH-Cut. The mean error, $\mathsf{Err}(\psi, \psi')$, is reported for each algorithm as a function of n. Figure 1 shows that the performance of TTM and NH-Cut are similar, and the errors incurred by these methods are significantly smaller than that of HOSVD. This observation validates Corollary 4.2 and Remark 4.1.

It can also be seen empirically that all three methods have a sub-linear error rate for $m = 2$, *i.e.*, they are weakly consistent, whereas, $\mathsf{Err}(\psi, \psi') = o(1)$ for $m \geq 3$.

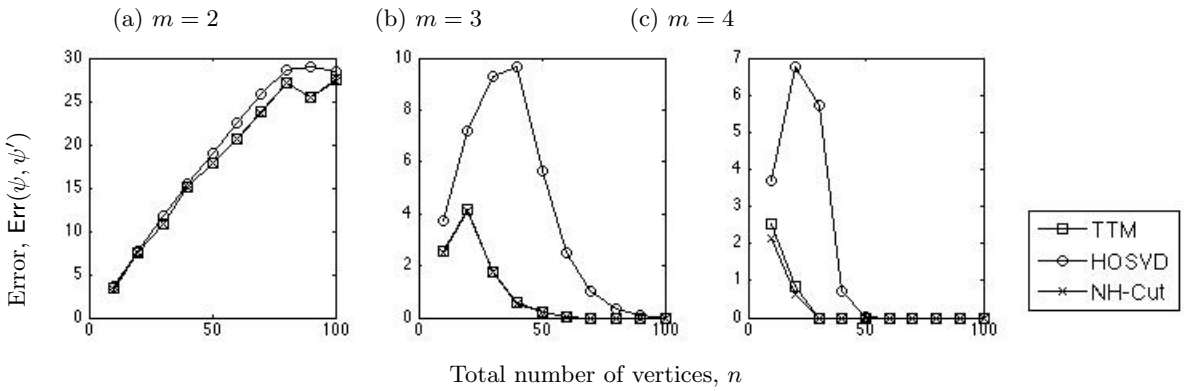

FIG 1. *Number of vertices mis-clustered by TTM, HOSVD and NH-Cut as n increases. The figures from left to right correspond to cases with* $m = 2$*, 3 and 4, respectively.*

We consider another example on bi-partitioning 3-uniform hypergraphs, where we fix $q = 0.2$ but the density gap p is decreased as 0.1, 0.05 and 0.025. Figure 2 shows the errors, averaged over 50 runs, incurred by the three methods as the hypergraph grows. Note that the problem becomes harder as p reduces, and the performance of HOSVD is highly affected. But, the effect is much less in case of TTM and NH-Cut. This follows from Theorem 4.1, where one can observe that, in the present context $\mathsf{Err}(\psi, \psi')$ varies as $1/p^2$. Same holds for NH-Cut, but in the case of HOSVD, $\mathsf{Err}(\psi, \psi')$ varies as $1/p^4$ making the algorithm more sensitive to reduction in probability gap.

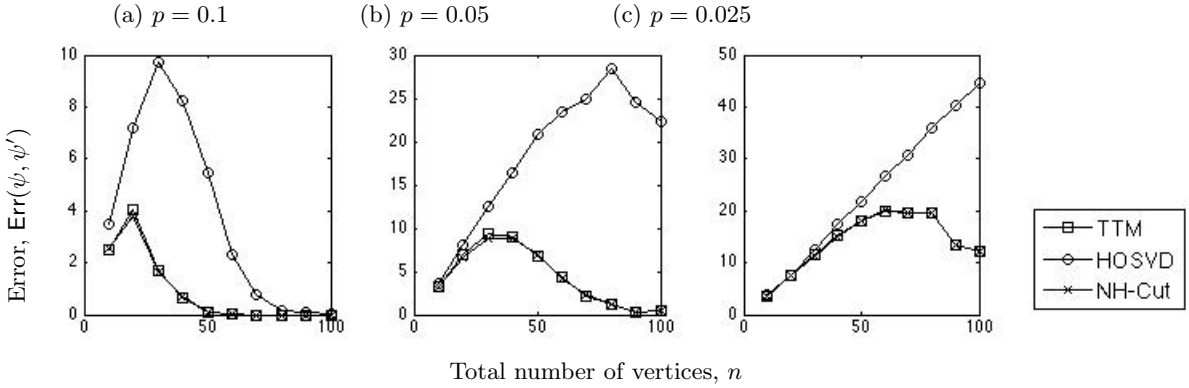

FIG 2. *Number of vertices mis-clustered by TTM, HOSVD and NH-Cut as n increases. The figures from left to right correspond to cases with* $p = 0.1$*, 0.05 and 0.025, respectively.*

6.2. Comparison of hypergraph partitioning methods

We consider similar studies with other hypergraph partitioning methods, such as methods based on symmetric non-negative tensor factorization (SNTF) (Shashua, Zass and Hazan, 2006), higher order game theoretic clustering (HGT) (Rota Bulo and Pelillo, 2013) and the hMETIS algorithm widely used in VLSI community (Karypis and Kumar, 2000). For the latter two methods, we have used implementations provided by the authors.

We first compare the different algorithms under a planted model for 3-uniform hypergraphs with $k = 3$ planted clusters of equal size. As before, we assume the hypergraph to be dense, $\alpha_n = 1$, and the inter-cluster edges occur with probability $q = 0.2$. We study the performance of the methods as the number of vertices n, and the probability gap p varies. The fractional clustering error, $\frac{1}{n}\mathsf{Err}(\psi, \psi')$, averaged over 50 runs, is reported in Figure 3. The figure shows the previously observed

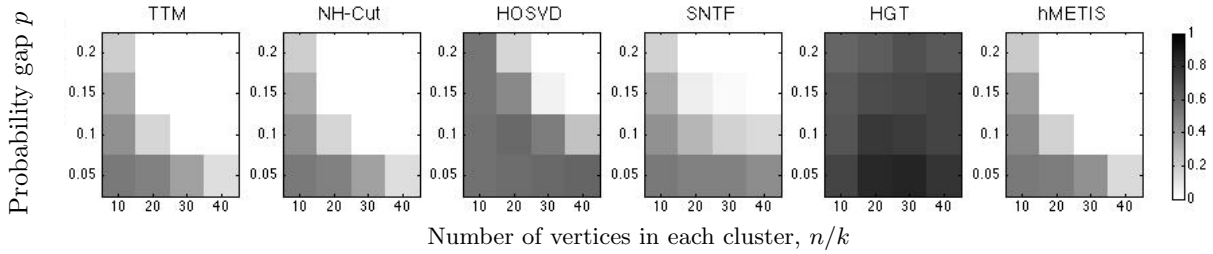

FIG 3. *Fractional error incurred by hypergraph partitioning algorithms under a planted model. The cluster size, (n/k), and the probability gap p are varied. The color bar indicates the shade corresponding to different levels of error, with darker shade representing larger error.*

trends for TTM, NH-Cut and HOSVD. In addition, it is observed that SNTF and hMETIS provide nearly similar, but marginally worse results than TTM. However, HGT uses a greedy strategy for extracting individual clusters, and hence, often identifies a majority of the vertices as outliers, thereby resulting in poor performance.

Since partitioning algorithms find use in a variety of applications, we compare the performance of the above algorithms for the subspace clustering problem. In particular, we consider the line clustering problem in an ambient space of dimension 3. We randomly generate three one-dimensional subspaces, and sampled n/k random points from each subspace. As mentioned in the previous section, the data points in subspace clustering problems are typically perturbed by noise. To simulate this behavior, we add a mean zero Gaussian noise vector to each point. The covariance of the noise vectors is given as $\sigma_a I$, where we vary σ_a to control the difficulty of the problem. We construct a weighted 3-uniform similarity hypergraph based on polar curvature of triplet of points, which is partitioned by the different methods. The fractional clustering errors are presented in Figure 4. As expected, all the methods can identify the exact subspace in the absence of noise, and the errors increase for larger σ_a. Apart from HGT, a good performance is observed from all the methods.

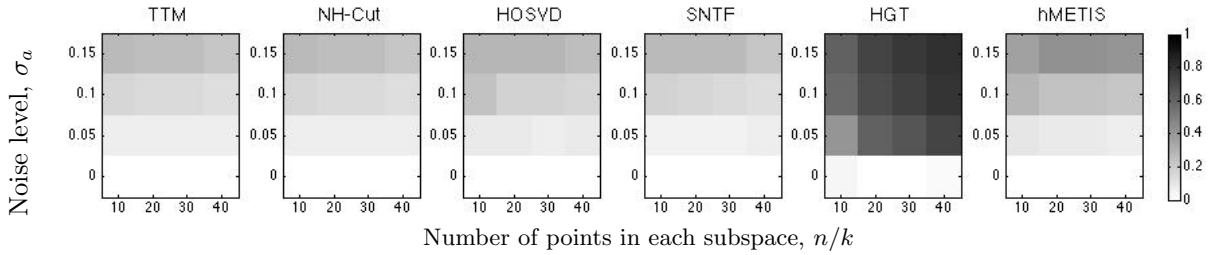

FIG 4. *Fractional error incurred by hypergraph partitioning algorithms in clustering noisy points from three intersecting lines. The cluster size, (n/k), and the noise level σ_a are varied. The color bar indicates the shade corresponding to different levels of error, with darker shade representing larger error.*

One can observe that the above comparisons were based on very small problems, where the hypergraph consists of at most 120 vertices. This restriction was imposed since specification of the entire affinity tensor is computationally infeasible for large hypergraphs. To demonstrate the performance of TTM in practical settings, we study its sampled variants in the subsequent sections.

6.3. Comparison of subspace clustering algorithms: Synthetic data

We now compare our method against the state of the art subspace clustering algorithms. We consider sampled variants of the TTM algorithm, *i.e.*, TTM with uniform sampling and TTM with iterative sampling (Tetris). We note that from practical consideration, we do not consider aforementioned hypergraph partitioning methods that require computation of the entire tensor. The clustering algorithms under consideration include:

- k-means algorithm for clustering based on Euclidean distance,
- k-flats algorithm (Bradley and Mangasarian, 2000) which generalizes k-means to subspace clustering,
- sparse subspace clustering (SSC) (Elhamifar and Vidal, 2013), which finds clusters by estimating the subspaces,
- subspace clustering using low-rank representation (LRR) (Liu, Lin and Yu, 2010),
- thresholding based subspace clustering (TSC) (Heckel and Bölcskei, 2013),
- faster variant of SSC using orthogonal matching pursuit (SSC-OMP) (Dyer, Sankaranarayanan and Baraniuk, 2013),
- greedy subspace clustering using nearest subspace neighbor search and spectral clustering (NSN+Spectral) (Park, Caramanis and Sanghavi, 2014),
- spectral curvature clustering (SCC) (Chen and Lerman, 2009), which is an iterative variant of HOSVD,
- sparse Grassmann clustering (SGC) (Jain and Govindu, 2013)[5], yet another variation of HOSVD where some information about the eigenvectors computed in previous iterations is retained,
- Algorithm Tetris, and
- Algorithm TTM with uniform sampling, which is derived by performing a single iteration of Steps 1–14 of Algorithm Tetris[6].

We first focus on the problem of clustering randomly generated subspaces[7]. In an ambient space of dimension $r_a = 5$, we randomly generate $k = 5$ subspaces each of dimension $r = 3$. From each subspace, we randomly sample n/k points and perturb every point with a 5-dimensional Gaussian noise vector with mean zero and covariance $\sigma_a I$. In Figure 5, we report the fractional error, $\frac{1}{n}\mathsf{Err}(\psi, \psi')$, incurred by various subspace clustering algorithms when (n/k) and σ_a are varied. The results are averaged over 50 independent trials. We note that for existing methods, we fix the parameters as mentioned in (Park, Caramanis and Sanghavi, 2014). For Tetris and SGC, the parameters are set to the same values as SCC, where $c = 100k$ and σ as in (24) is determined by the algorithm. In case of uniformly sampled TTM, we fix σ to be same as the value determined by Tetris. To demonstrate that sampling more edges lead to error reduction, we consider uniform sampling for two values $c = 100k$ and $200k$.

Figure 5 shows that Tetris and SGC clearly outperform other methods over a wide range of settings. In particular, it can be seen that greedy methods like NSN is accurate in the absence of noise, but a drastic increase in error occurs when the data is noisy. The effect of noise is much less in hypergraph based methods like SCC, SGC or Tetris. One can also observe that these methods do not work well when there are very few points in each cluster (for example, 6). This is expected

[5] For this method, we have used our implementation.

[6] Here, the edge sampling is not exactly uniform since we only select the c subsets of size $(m-1)$ uniformly.

[7] The experimental setup has been adapted from (Park, Caramanis and Sanghavi, 2014), and the codes are available at:
`http://sml.csa.iisc.ernet.in/SML/code/Feb16_TensorTraceMax.zip`

since, by definition, these algorithms construct 5-uniform hypergraphs ($m = r+2$) in this case, and hence, there are very few edges ($\binom{6}{5} = 6$) with large weight for each cluster. However, with increase in number of points, there is a rapid decay in the clustering error. This also shows the consistency of these methods empirically. To this end, it seems that NSN or SSC should be recommended for small scale problems (smaller n/k), whereas Tetris or SGC should be the algorithm of choice for larger n and possible presence of noise. Finally, we also observe that TTM with uniform sampling, even with twice the number of samples, performs quite poorly as compared to Tetris. However, with increase in the number of sampled edges, some extent of error reduction is observed.

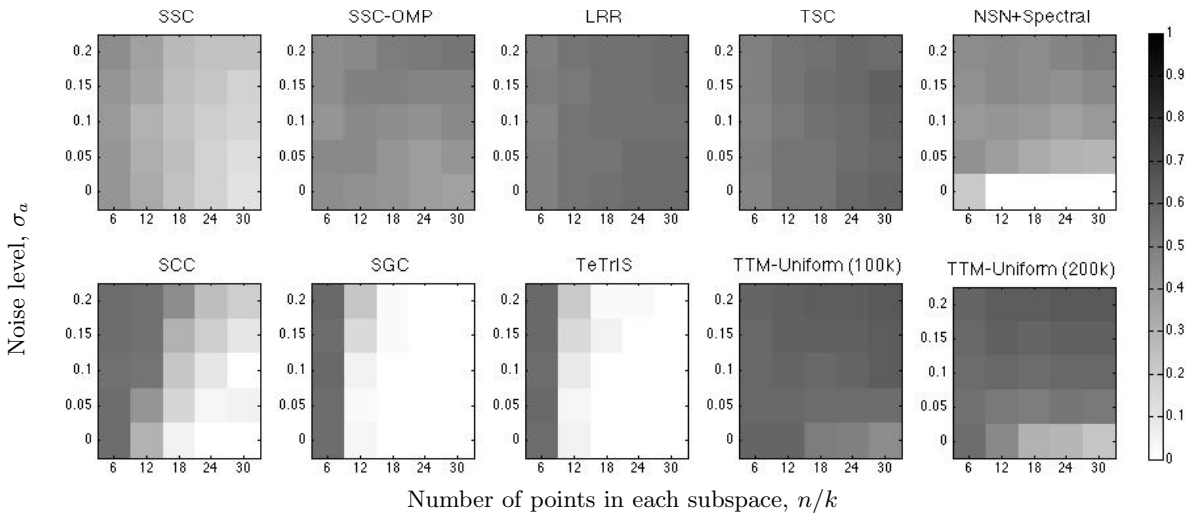

FIG 5. *Fractional error incurred by subspace clustering algorithms for synthetic data. The number of points in each subspace, (n/k), and the variance of the noise vector σ_a is varied. The color bar indicates the shades for different levels of error.*

6.4. Comparison of subspace clustering algorithms: Motion segmentation

The Hopkins 155 database (Tron and Vidal, 2007) contains a number of videos capturing motion of multiple objects or rigid bodies. In each video, few features are tracked along the frames, each giving rise to a motion trajectory that resides in a space of dimension twice the number of frames. One can show that under particular camera models, all trajectories corresponding to a particular rigid body motion span a subspace of dimension at most four (Tomasi and Kanade, 1992). Thus, the problem of segmenting different motions in a video can be posed as a subspace clustering problem.

The Hopkins database contains 120 sequences, each containing two motions, and 35 three motion sequences. We run above mentioned subspace clustering algorithms for purpose of motion segmentation. For existing approaches, the parameters specified in (Park, Caramanis and Sanghavi, 2014) have been used, and for Tetris and SGC, we fix $l = 3$, which is the value commonly used for SCC. TTM with uniform sampling is not considered due to its higher error rate. Table 2 reports the mean and median of the percentage errors incurred by different algorithms, where these statistics are computed over all 2-motion and 3-motion sequences. In order to remove the effect of randomization due to sampling (for SCC, SGC, Tetris) or initialization (for k-means, k-flats, NSN), we average the results over 20 independent trials. The mean computational time (in seconds) of each algorithm is also reported[8].

[8] We note that the reported time is based on the fact that we have used Matlab implementations of the algorithms, run on a Mac OS X operating system with 2.2 GHz Intel Core i7 processor and 16 GB memory.

Table 2 shows that Tetris performs quite well in comparison with state of the art subspace clustering algorithms. In particular, Tetris achieves least mean error for the two motion problem. The computational time for Tetris is also much smaller than other accurate methods like SSC and LRR. The mean error achieved by Tetris is also smaller than SCC in either cases. We note here that the best known results for Hopkins 155 database is achieved by the algorithm in (Jung, Ju and Kim, 2014), which uses techniques based on epipolar geometry, and hence, it is not a subspace clustering algorithm. Smaller errors have also been reported in the literature when one construct larger tensors, $m = 8$ (Jain and Govindu, 2013), or uses manual tuning of parameters (Ghoshdastidar and Dukkipati, 2015b). However, in either cases, computational time increases considerably.

Table 2
Mean and median of clustering error and computational time for different subspace clustering algorithms on Hopkins 155 database.

Algorithm	2 motion (120 sequences)			3 motion (35 sequences)		
	Mean (%)	Median (%)	Time (s)	Mean (%)	Median (%)	Time (s)
k-means	19.58	17.92	0.03	26.13	20.48	0.05
k-flats	13.19	10.01	0.38	15.45	14.88	0.76
SSC	1.53	0.00	0.80	4.40	0.56	1.51
LRR	2.13	0.00	0.94	4.03	1.43	1.29
SSC-OMP	16.93	13.28	0.72	27.61	23.79	1.23
TSC	18.44	16.92	0.19	28.58	29.67	0.51
NSN+Spec	3.62	0.00	0.08	8.28	2.76	0.17
SCC	2.53	0.03	0.45	6.40	1.46	0.76
SGC	3.50	0.41	0.54	9.08	5.05	0.89
Tetris	1.31	0.02	0.50	5.71	1.19	0.90

7. Conclusion

In this paper, we studied the problem of partitioning uniform hypergraphs that arises in several applications in computer vision and databases. We formalized the problem by defining a normalized associativity of a partition in a uniform hypergraph that extends a similar notion used in graph literature. We showed that the task of finding a partition that maximizes normalized associativity is equivalent to a tensor trace maximization problem. We proposed a tensor spectral algorithm (TTM) to solve this problem, which can be equivalently posed as a method for spectral partitioning of the clique expansion of a hypergraph.

Following the lines of the recent developments in hypergraph partitioning literature, we show that our algorithm is consistent under a planted partition model. To this end, we extended the existing model of Ghoshdastidar and Dukkipati (2014, 2016) by allowing both sparsity of edges as well as the possibility of weighted edges. Accounting for these factors makes the model more appropriate in the context of real-world applications.

We derived error bounds for the TTM approach under the planted partition model. Our bounds indicate that under mild assumptions on the sparsity of the hypergraph, TTM is weakly consistent. On the other hand, exact recovery of the partitions is guaranteed in the case of dense hypergraphs. In the literature, consistency results have been studied for two existing approaches – HOSVD and NH-Cut. We showed that the error bound for TTM is comparable that of NH-Cut derived in (Ghoshdastidar and Dukkipati, 2016), and better than the error rates for HOSVD. This fact is also validated through numerical studies.

Weighted uniform hypergraphs have been particularly interesting as well as challenging in the computer vision literature. Such hypergraphs provide a natural model for higher order learning, where one needs to compute multi-way similarities. Yet, at the same time, it is computationally

expensive to compute the entire affinity tensor of the hypergraph. As a consequence, several tensor sampling strategies has come into existence. We provide the first theoretical analysis of such sampling techniques in the context of uniform hypergraph partitioning. Our result suggests that consistency can be achieved even with very few sampled edges provided that one assigns a higher sampling probability for edges with larger weight. This justifies the superior performance of popular sampling heuristics (Chen and Lerman, 2009; Duchenne et al., 2011). We finally proposed a iteratively sampled variant of TTM, and empirically demonstrated the potential of this method in subspace clustering and motion segmentation applications.

The results in this paper provide a theoretical framework for analyzing the performance of higher order learning algorithms that have gained immense popularity in recent years. To this end, we note that while most of our illustrations considered the problem of finding balanced partitions, the results do hold in more general settings. In particular, Ghoshdastidar and Dukkipati (2014) observed that the tensor matching problem can be modeled as a uniform hypergraph consisting of two partitions with high disparity in sizes. In principle, this problem has a flavor quite similar to that of the well known planted clique problem (Alon, Krivelvich and Sudakov, 1998). The state of the art algorithms in tensor matching, including (Duchenne et al., 2011), rely on tensor power iterations. We believe that in this particular setting, better theoretical guarantees can be achieved by power iteration based approaches. Thus, analysis of such algorithms under a planted model appears as a promising direction for future research.

Acknowledgements

D. Ghoshdastidar is supported by the 2013 Google Ph.D. Fellowship in Statistical Learning Theory. This work is partly supported by Department of Science and Technology (DST:SB/S3/EECE/093/2014).

Appendix A: Proofs of results given in the paper

Proof of Corollary 4.2. We begin by computing $\mathcal{A}$ as defined in (11)

$$\mathcal{A}_{ij} = \begin{cases} (m-2)!\alpha_n \left(p\binom{\frac{n}{k}-2}{m-2} + q\binom{n-2}{m-2} \right) & \text{if } i \neq j, \psi_i = \psi_j \\ (m-2)!\alpha_n q\binom{n-2}{m-2} & \text{if } i \neq j, \psi_i \neq \psi_j \\ 0 & \text{if } i = j. \end{cases}$$

From the definition of G, $\mathcal{D}_{\min}$ and δ_n, one can compute that

$$\mathcal{D}_{\min} = (m-1)!\alpha_n \left(p\binom{\frac{n}{k}-1}{m-1} + q\binom{n-1}{m-1} \right) , \tag{25}$$

and

$$\delta_n = \lambda_k(G)\frac{n}{k\mathcal{D}_{\min}} = \frac{(m-2)!\alpha_n pn}{k\mathcal{D}_{\min}}\binom{\frac{n}{k}-2}{m-2} \tag{26}$$

We need to validate that the conditions in (6), or equivalently (13), are satisfied. Given $\alpha_n = 1$, one can see that[9] $\mathcal{D}_{\min} = \Theta(n^{m-1})$ easily satisfies first condition of (13) for large n. Also

$$\delta_n^2\mathcal{D}_{\min} = \Theta\left(\left(\frac{n}{k}\right)^{2m-2}\frac{1}{\mathcal{D}_{\min}}\right) = \Theta\left(\frac{n^{m-1}}{k^{2m-2}}\right) = \Omega\left(n^{(m-1)/2}(\ln n)^{2m-2}\right) ,$$

[9] The notation $f_n = \Theta(n)$ denotes that there exists constants c, C such that $cn \leq f_n \leq Cn$ for all large n.

taking into account that $k = O\left(\frac{n^{1/4}}{\ln n}\right)$. Thus, the second condition in (13) also holds for large n and for all $m \geq 2$. Finally, we need to choose ϵ_n such that

$$\epsilon_n^2 > \frac{C_3 k \ln n}{\delta_n^2 \mathcal{D}_{\min}} = \Omega\left(\frac{k^{2m-1}\ln n}{n^{m-1}}\right) . \tag{27}$$

Considering the maximum growth rate of k, it turns out that a choice of $\epsilon_n \geq n^{-1/8}$ satisfies the above condition for all $m \geq 2$. Subsequently, one can applying the bound in (7) to claim that

$$\mathsf{Err}(\psi, \psi') = O\left(\frac{n^{(3-m)/2}}{(\ln n)^{2m-3}}\right) \tag{28}$$

with probability $(1 - o(1))$. □

Proof of Corollary 4.3. Assume the condition $k = O(\ln n)$ as stated, and set $\epsilon_n = (\ln n)^{-1/2}$. Then one can see that (13) holds if

$$\mathcal{D}_{\min} = \Omega\left(\left\{\ln n, \frac{\ln n}{\delta_n^2}, \frac{(\ln n)^3}{\delta_n^2}\right\}\right) = \Omega\left(\frac{(\ln n)^3}{\delta_n^2}\right) .$$

From (25) and (26), we have $\mathcal{D}_{\min} = \Theta(\alpha_n n^{m-1})$ and $\delta_n^2 \mathcal{D}_{\min} = \Omega\left(\alpha_n n^{m-1}(\ln n)^{2-2m}\right)$. Hence, choosing $\alpha_n \geq \frac{C(\ln n)^{2m+1}}{n^{m-1}}$ for sufficiently large C ensures that (13) is satisfied. Subsequently with probability $\left(1 - O\left(n^{-2} + (\ln n)^{-1/4}\right)\right) = (1 - o(1))$, we obtain an error bound

$$\mathsf{Err}(\psi, \psi') = O\left(\frac{n \ln n}{\delta_n^2 \mathcal{D}_{\min}}\right) = O\left(\frac{n \ln n}{\alpha_n n^{m-1}(\ln n)^{2-2m}}\right) = O\left(\frac{n}{(\ln n)^2}\right) = o(n) ,$$

which completes the proof. □

Proof of Lemma 4.4. The proof is along the lines of the proof of Lemma 4.5 in (Ghoshdastidar and Dukkipati, 2016). We still include a sketch of the proof since the quantities involved are different from the terms dealt with in the mentioned paper. From the discussions following (11), one can see that the matrix $\mathcal{A}$ may be expressed as

$$\mathcal{A} = ZGZ^T - J ,$$

where $J \in \mathbb{R}^{n\times n}$ is diagonal with $J_{ii} = G_{\psi_i\psi_i}$. Following the arguments of (Ghoshdastidar and Dukkipati, 2016), one can show that there is a matrix $\mathcal{G} \in \mathbb{R}^{k\times k}$ with eigen decomposition $\mathcal{G} = U\Lambda_1 U^T$ such that

$$\mathcal{L}\mathcal{X} = \mathcal{X}\Lambda_1,$$

where $\mathcal{X} = Z(Z^TZ)^{-1/2}U$, and it satisfies $\mathcal{X}^T\mathcal{X} = I$. Thus, the columns of $\mathcal{X}$ are orthonormal eigenvectors of $\mathcal{L}$ corresponding to the eigenvalues in Λ_1. It is also known that the other $(n-k)$ orthonormal eigenvectors correspond to eigenvalues from the set $\left\{-\frac{J_{ii}}{\mathcal{D}_{ii}} : 1 \leq i \leq n\right\}$.

Thus, to prove the claim we need to ensure that $\mathcal{X}$ corresponds to the dominant eigenvectors of $\mathcal{L}$, or in other words,

$$\lambda_k(\mathcal{G}) > \max_{1\leq i\leq n}\left(-\frac{J_{ii}}{\mathcal{D}_{ii}}\right) = -\min_{1\leq i\leq n}\frac{G_{\psi_i\psi_i}}{\mathcal{D}_{ii}} . \tag{29}$$

A lower bound on $\lambda_k(\mathcal{G})$ can be derived from Rayleigh's principle and Weyl's inequality as

$$\lambda_k(\mathcal{G}) \geq \lambda_k(G)\min_{1\leq i\leq n}\frac{(Z^TZ)_{\psi_i\psi_i}}{\mathcal{D}_{ii}} - \max_{1\leq i\leq n}\frac{G_{\psi_i\psi_i}}{\mathcal{D}_{ii}} .$$

Noting that $(Z^T Z)_{jj} = n_{jj}$, size of cluster-j, one can readily see from above that if $\delta_n > 0$, then (29) is satisfied and hence, $\mathcal{X}$ contains the dominant eigenvectors.

It is also useful to note here that

$$\delta_n \leq \lambda_k(\mathcal{L}) - \lambda_{k+1}(\mathcal{L}) \ , \tag{30}$$

i.e., δ_n is a lower bound on the eigen gap between the kth and $(k+1)^{th}$ largest eigenvalues of $\mathcal{L}$. This fact is used later in the proof of Lemma 4.6. □

Proof of Lemma 4.5. We begin the proof with the claims that if $\mathcal{D}_{\min} > 9(m-1)! \ln n$, then

$$\mathsf{P}_H \left(\max_{1 \leq i \leq n} \left| \frac{D_{ii}}{\mathcal{D}_{ii}} - 1 \right| > 3 \sqrt{\frac{(m-1)! \ln n}{\mathcal{D}_{\min}}} \right) \leq \frac{2}{n^2} \ , \tag{31}$$

and

$$\mathsf{P}_H \left(\|\mathcal{D}^{-1/2}(A - \mathcal{A})\mathcal{D}^{-1/2}\|_2 > 3 \sqrt{\frac{(m-1)! \ln n}{\mathcal{D}_{\min}}} \right) \leq \frac{2}{n^2} \ . \tag{32}$$

We now bound $\|L - \mathcal{L}\|_2$ as

$$\|L - \mathcal{L}\|_2 \leq \|\mathcal{D}^{-1/2} A \mathcal{D}^{-1/2} - D^{-1/2} A D^{-1/2}\|_2 + \|\mathcal{D}^{-1/2} A \mathcal{D}^{-1/2} - \mathcal{D}^{-1/2} \mathcal{A} \mathcal{D}^{-1/2}\|_2 \ .$$

We expand the first term as

$$\begin{aligned} &\|\mathcal{D}^{-1/2} A \mathcal{D}^{-1/2} - D^{-1/2} A D^{-1/2}\|_2 \\ &\qquad \leq \|(\mathcal{D}^{-1/2} - D^{-1/2}) A \mathcal{D}^{-1/2} + D^{-1/2} A (\mathcal{D}^{-1/2} - D^{-1/2})\|_2 \\ &\qquad \leq \|(\mathcal{D}^{-1} D)^{1/2} - I\|_2 \|(D \mathcal{D}^{-1})^{1/2}\|_2 + \|(\mathcal{D}^{-1} D)^{1/2} - I\|_2, \end{aligned}$$

where the last inequality follows since $\|D^{-1/2} A D^{-1/2}\|_2 = 1$. Also, note that

$$\|(\mathcal{D}^{-1} D)^{1/2} - I\|_2 = \max_{1 \leq i \leq n} \left| \sqrt{\frac{D_{ii}}{\mathcal{D}_{ii}}} - 1 \right| \leq \max_{1 \leq i \leq n} \left| \frac{D_{ii}}{\mathcal{D}_{ii}} - 1 \right| .$$

Combining above arguments, we can write

$$\|L - \mathcal{L}\|_2 \leq \max_{1 \leq i \leq n} \left| \frac{D_{ii}}{\mathcal{D}_{ii}} - 1 \right| \left(2 + \max_{1 \leq i \leq n} \left| \frac{D_{ii}}{\mathcal{D}_{ii}} - 1 \right| \right) + \|\mathcal{D}^{-1/2} A \mathcal{D}^{-1/2} - \mathcal{D}^{-1/2} \mathcal{A} \mathcal{D}^{-1/2}\|_2. \tag{33}$$

Using the bounds in (31) and (32) along with the fact that $3\sqrt{\frac{(m-1)! \ln n}{\mathcal{D}_{\min}}} < 1$, one arrives at the claim.

We now prove the concentration bound in (31). Observe that

$$D_{ii} = \sum_{j=1}^{n} A_{ij} = \sum_{i_2, \ldots, i_m = 1}^{n} \mathbf{A}_{i i_2 \ldots i_m} = (m-1)! \sum_{e \in \mathcal{E} : e \ni i} w_e \ ,$$

where the last equality holds since the summation over all $i_2, \ldots, i_m$ counts each edge containing node-i $(m-1)!$ times. Since, D_{ii} is a sum of independent random variables, we can use Bernstein

inequality to obtain for any $t > 0$,

$$\mathsf{P}_H\left(|D_{ii} - \mathcal{D}_{ii}| > t\mathcal{D}_{ii}\right) = \mathsf{P}_H\left(\left|\sum_{e\in\mathcal{E}:e\ni i} w_e - \mathsf{E}_H[w_e]\right| > \frac{t\mathcal{D}_{ii}}{(m-1)!}\right)$$
$$\leq 2\exp\left(\frac{-\left(\frac{t\mathcal{D}_{ii}}{(m-1)!}\right)^2}{2\sum\limits_{e\in\mathcal{E}:e\ni i}\mathsf{Var}_H(w_e) + \frac{2}{3}\frac{t\mathcal{D}_{ii}}{(m-1)!}}\right) . \tag{34}$$

Since $w_e \in [0,1]$, we have

$$\sum_{e\in\mathcal{E}:e\ni i}\mathsf{Var}_H(w_e) \leq \sum_{e\in\mathcal{E}:e\ni i}\mathsf{E}_H[w_e] = \frac{\mathcal{D}_{ii}}{(m-1)!} .$$

Substituting this in (34), we have

$$\mathsf{P}_H\left(|D_{ii} - \mathcal{D}_{ii}| > t\mathcal{D}_{ii}\right) \leq 2\exp\left(-\frac{t^2\mathcal{D}_{ii}}{3(m-1)!}\right) \leq 2\exp\left(-\frac{t^2\mathcal{D}_{\min}}{3(m-1)!}\right) .$$

The bound in (31) follows from above by setting $t = 3\sqrt{\frac{(m-1)!\ln n}{\mathcal{D}_{\min}}}$, and using a union bound over all $i = 1, \ldots, n$.

Finally, we derive (32) using matrix Bernstein inequality (Tropp, 2012, Theorem 1.4), which states that for independent, symmetric, random matrices $Y_1, \ldots, Y_M \in \mathbb{R}^{n\times n}$ with $\mathsf{E}_H[Y_i] = 0$ and $\|Y_i\|_2 \leq R$ almost surely, one has

$$\mathsf{P}\left(\left\|\sum_{i=1}^{M} Y_i\right\|_2 > t\right) \leq n\exp\left(\frac{-t^2}{2\|\sum_i \mathsf{E}[Y_i^2]\|_2 + \frac{2Rt}{3}}\right) \tag{35}$$

for any $t > 0$. Owing to the representation in (14), one can write

$$\mathcal{D}^{-1/2}(A - \mathcal{A})\mathcal{D}^{-1/2} = \sum_{e\in\mathcal{E}}(m-2)!\left(w_e - \mathsf{E}_H[w_e]\right)\mathcal{D}^{-1/2}R_e\mathcal{D}^{-1/2}$$

as a sum of independent, zero mean random matrices. One can verify that $\|R_e\|_2 \leq (m-1)$, and hence,

$$\left\|(m-2)!\left(w_e - \mathsf{E}_H[w_e]\right)\mathcal{D}^{-1/2}R_e\mathcal{D}^{-1/2}\right\|_2 \leq \frac{(m-1)!}{\mathcal{D}_{\min}} .$$

In addition, one can bound

$$\left\|\sum_{e\in\mathcal{E}}\mathsf{E}_H\left[\left((m-2)!\left(w_e - \mathsf{E}_H[w_e]\right)\mathcal{D}^{-1/2}R_e\mathcal{D}^{-1/2}\right)^2\right]\right\|_2$$
$$= ((m-2)!)^2\left\|\sum_{e\in\mathcal{E}}\mathsf{Var}_H(w_e)\mathcal{D}^{-1/2}R_e\mathcal{D}^{-1}R_e\mathcal{D}^{-1/2}\right\|_2$$
$$= ((m-2)!)^2\left\|\sum_{e\in\mathcal{E}}\mathsf{Var}_H(w_e)\left(\mathcal{D}^{-1}R_e\right)^2\right\|_2$$
$$\leq ((m-2)!)^2\max_{1\leq i\leq n}\sum_{j=1}^{n}\sum_{e\in\mathcal{E}}\mathsf{Var}_H(w_e)\left(\left(\mathcal{D}^{-1}R_e\right)^2\right)_{ij}$$
$$\leq \frac{((m-2)!)^2}{\mathcal{D}_{\min}}\max_{1\leq i\leq n}\frac{1}{\mathcal{D}_{ii}}\sum_{e\in\mathcal{E}}\mathsf{E}_H(w_e)\sum_{j=1}^{n}\left(R_e^2\right)_{ij} .$$

Here, the first inequality holds due to Gerschgorin's theorem. Observing that the row sum of R_e^2 is at most $(m-1)^2$, the expression can be simplified to show that the quantity is bounded from above by $\frac{(m-1)!}{\mathcal{D}_{\min}}$. Setting $t = 3\sqrt{\frac{(m-1)!\ln n}{\mathcal{D}_{\min}}}$ in (35), and combining above arguments, one arrives at (32). This completes the proof. □

Proof of Theorem 5.1. Following the arguments in the proof of Theorem 4.1, one can see that it suffices to modify the statement of Lemma 4.5 only, where instead of $\|L - \mathcal{L}\|_2$, we now need to compute a bound on $\|\widehat{L} - \mathcal{L}\|_2$. Observe that

$$\|\widehat{L} - \mathcal{L}\|_2 \leq \|\widehat{L} - L\|_2 + \|L - \mathcal{L}\|_2 \ ,$$

where the second term is bounded due to Lemma 4.5. Thus, the purpose of this proof is to derive a bound on $\|\widehat{L} - L\|_2$ and the associated sufficient condition. To this end, we claim the following: Let β be defined as in Theorem 5.1 and $D_{\min} = \min_{1\leq i\leq n} D_{ii}$. Assume that

$$\mathcal{D}_{\min} > 36(m-1)!\ln n \quad \text{and} \quad N > 9\left(1 + \frac{2\beta(m-1)!}{\mathcal{D}_{\min}}\right)\ln n \ . \tag{36}$$

Also let Γ denote the event

$$\Gamma = \left\{D_{\min} > \frac{\mathcal{D}_{\min}}{2}\right\} \bigcap \left\{\max_{e\in\mathcal{E}} \frac{w_e}{p_e} \leq \beta\right\}.$$

Then, conditioned on a given random hypergraph and the event Γ, the following bounds hold with probability $(1 - \frac{2}{n^2})$,

$$\max_{1\leq i\leq n} \left|\frac{\widehat{D}_{ii}}{D_{ii}} - 1\right| \leq 3\sqrt{\frac{\ln n}{N}\left(1 + \frac{2\beta(m-1)!}{\mathcal{D}_{\min}}\right)} \ . \tag{37}$$

and

$$\|D^{-1/2}(\widehat{A} - A)D^{-1/2}\|_2 \leq 3\sqrt{\frac{\ln n}{N}\left(1 + \frac{2\beta(m-1)!}{\mathcal{D}_{\min}}\right)} \ . \tag{38}$$

Assuming that the above hold, we now derive a bound on $\|\widehat{L} - L\|_2$ in the following way. First, note that the bounds in (37) and (38) are with respect to a conditional probability measure, and need to be converted into a bound with respect to the joint probability measure $\mathsf{P}_{S,H}$. This is not hard to derive as one can see in the case of (38), where one can write

$$\begin{aligned}
&\mathsf{P}_{S,H}\left(\|D^{-1/2}(\widehat{A} - A)D^{-1/2}\|_2 > 3\sqrt{\frac{\ln n}{N}\left(1 + \frac{2\beta(m-1)!}{\mathcal{D}_{\min}}\right)}\right) \\
&= \mathsf{E}_H\left[\mathsf{P}_{S|H}\left(\|D^{-1/2}(\widehat{A} - A)D^{-1/2}\|_2 > 3\sqrt{\frac{\ln n}{N}\left(1 + \frac{2\beta(m-1)!}{\mathcal{D}_{\min}}\right)}\right)\right] \\
&\leq \mathsf{E}_{H|\Gamma}\left[\mathsf{P}_{S|H,\Gamma}\left(\|D^{-1/2}(\widehat{A} - A)D^{-1/2}\|_2 > 3\sqrt{\frac{\ln n}{N}\left(1 + \frac{2\beta(m-1)!}{\mathcal{D}_{\min}}\right)}\right)\right]\mathsf{P}_H(\Gamma) + \mathsf{P}_H(\Gamma^c) \\
&= O\left(\frac{1}{n^2}\right) + \mathsf{P}_H(\Gamma^c)\,,
\end{aligned} \tag{39}$$

where the inequalities follow by observing that all the quantities are smaller than one, and the first term is bounded due to (38). Note that from (31), it follows that with probability $(1 - O(n^{-2}))$, for all $i = 1, \ldots, n$,

$$D_{ii} > \mathcal{D}_{ii} \left(1 - 3\sqrt{\frac{(m-1)! \ln n}{\mathcal{D}_{\min}}} \right) .$$

Hence, if $\mathcal{D}_{\min} > 36(m-1)! \ln n$, then

$$D_{\min} > \mathcal{D}_{\min} \left(1 - 3\sqrt{\frac{(m-1)! \ln n}{\mathcal{D}_{\min}}} \right) > \frac{\mathcal{D}_{\min}}{2} .$$

This fact, along with the assumption on β, shows that $\mathsf{P}_H(\Gamma^c) = O(n^{-2})$, and so, the upper bound on $\|D^{-1/2}(\widehat{A} - A)D^{-1/2}\|_2$ holds with probability $(1 - O(n^{-2}))$ even with respect to joint probability measure. Similar result also holds for (37). Subsequently, we follow the arguments leading to (33) to conclude that

$$\begin{aligned} \|\widehat{L} - L\|_2 &\leq \max_{1 \leq i \leq n} \left| \frac{\widehat{D}_{ii}}{D_{ii}} - 1 \right| \left(2 + \max_{1 \leq i \leq n} \left| \frac{\widehat{D}_{ii}}{D_{ii}} - 1 \right| \right) + \|D^{-1/2}(\widehat{A} - A)D^{-1/2}\|_2 \\ &\leq 12\sqrt{\frac{\ln n}{N} \left(1 + \frac{2\beta(m-1)!}{\mathcal{D}_{\min}} \right)} , \end{aligned} \tag{40}$$

where the last inequality holds with probability $(1 - O(n^{-2}))$ under the conditions stated in (36). This bound combined with Lemma 4.5 implies

$$\|\widehat{L} - \mathcal{L}\|_2 \leq 12\sqrt{\frac{(m-1)! \ln n}{\mathcal{D}_{\min}}} + 12\sqrt{\frac{\ln n}{N} \left(1 + \frac{2\beta(m-1)!}{\mathcal{D}_{\min}} \right)} , \tag{41}$$

For simplicity, let us call the above upper bound as γ_n. Then one can restate Lemmas 4.6 and 4.7 as follows[10]:

Lemma 4.6*. If (36) holds and $\delta_n > 2\gamma_n$ for all large n, then with probability $\big(1 - O(n^{-2})\big)$,

$$\left\| \overline{X} - ZQ \right\|_F \leq \frac{2\gamma_n \sqrt{2kn_1}}{\delta_n} . \tag{42}$$

Lemma 4.7*. Along with previous assumptions, if $\frac{2\gamma_n\sqrt{2kn_1}}{\delta_n} \leq \frac{\epsilon_n \sqrt{n_k}}{2}$, then with probability $\big(1 - O(\sqrt{\epsilon_n} + n^{-2})\big)$,

$$\mathsf{Err}(\psi, \psi') = O\left(\frac{kn_1\gamma^2}{\delta^2} \right) . \tag{43}$$

We note that the additional condition in Lemma 4.7* is required to satisfy the condition of ϵ-separability, which is a key component of k-means error bound of Ostrovsky et al. (2012). Now, observe that we can bound γ_n^2 as

$$\gamma_n^2 \leq 288 \left(\frac{(m-1)! \ln n}{\mathcal{D}_{\min}} + \frac{\ln n}{N} \left(1 + \frac{2\beta(m-1)!}{\mathcal{D}_{\min}} \right) \right) = O\left(\frac{\ln n}{d} + \frac{\ln n}{N} \left(1 + \frac{2\beta}{d} \right) \right) .$$

[10] For further details, one may refer to the proof of these results in (Ghoshdastidar and Dukkipati, 2016)

The above bound immediately implies the error bound in (21). On the hand, rewriting the condition in Lemma 4.7* as

$$\gamma_n^2 \leq \frac{n_k \epsilon_n^2 \delta_n^2}{32kn_1} ,$$

one can see that this condition is satisfied if (20) holds for large enough C, C'. Thus, the claim of Theorem 5.1 follows.

To complete the proof, we derive the bounds (37) and (38), which again relies on the use of Bernstein inequality. For this, observe that

$$\widehat{D}_{ii} = \frac{(m-2)!}{N} \sum_{j=1}^{n} \sum_{e \in \mathcal{I}} \frac{w_e}{p_e} (R_e)_{ij} = \frac{(m-1)!}{N} \sum_{e \in \mathcal{I}} \frac{w_e}{p_e} \mathbb{1}_e(i) ,$$

where for each $e \in \mathcal{I}$,

$$\mathsf{E}_{S|H,\Gamma} \left[\frac{w_e}{p_e} \mathbb{1}_e(i) \right] = \sum_{e' \in \mathcal{E} : e' \ni i} p_{e'} \frac{w_{e'}}{p_{e'}} = \frac{D_{ii}}{(m-1)!} ,$$

$$\mathsf{Var}_{S|H,\Gamma} \left[\frac{w_e}{p_e} \mathbb{1}_e(i) \right] = \sum_{e' \in \mathcal{E} : e' \ni i} \frac{w_{e'}^2}{p_{e'}} - \left(\frac{D_{ii}}{(m-1)!} \right)^2 \leq \left(\beta - \frac{D_{ii}}{(m-1)!} \right) \frac{D_{ii}}{(m-1)!} ,$$

and almost surely with respect to $\mathsf{P}_{S|H,\Gamma}$,

$$\left| \frac{w_e}{p_e} \mathbb{1}_e(i) - \frac{D_{ii}}{(m-1)!} \right| \leq \left(\beta + \frac{D_{ii}}{(m-1)!} \right) .$$

Define $t = 3\sqrt{\frac{\ln n}{N} \left(1 + \frac{2\beta(m-1)!}{\mathcal{D}_{\min}} \right)}$. Since the samples $e \in \mathcal{I}$ are independent and identically distributed, we can use Bernstein inequality to write

$$\begin{aligned}
&\mathsf{P}_{S|H,\Gamma} \left(|\widehat{D}_{ii} - D_{ii}| > t D_{ii} \right) \\
&\quad = \mathsf{P}_{S|H,\Gamma} \left(\left| \sum_{e \in \mathcal{I}} \frac{w_e}{p_e} \mathbb{1}_e(i) - \frac{D_{ii}}{(m-1)!} \right| > \frac{N t D_{ii}}{(m-1)!} \right) \\
&\quad \leq 2 \exp \left(\frac{-\frac{N^2 t^2 D_{ii}^2}{(m-1)!}}{2N \left(\beta - \frac{D_{ii}}{(m-1)!} \right) \frac{D_{ii}}{(m-1)!} + \frac{2}{3} \frac{N t D_{ii}}{(m-1)!} \left(\beta + \frac{D_{ii}}{(m-1)!} \right)} \right) \\
&\quad \leq 2 \exp \left(\frac{-\frac{N D_{ii} t^2}{(m-1)!}}{\frac{2}{3} \left(4\beta - 2 \frac{D_{ii}}{(m-1)!} \right)} \right) \\
&\quad \leq 2 \exp \left(\frac{-\frac{N \mathcal{D}_{\min} t^2}{2(m-1)!}}{\frac{2}{3} \left(4\beta + 2 \frac{\mathcal{D}_{\min}}{(m-1)!} \right)} \right) \leq \frac{2}{n^3} .
\end{aligned}$$

The inequalities are derived using above relations, and the defintion of Γ. From above, (37) follows from union bound.

To prove (38), observe from (19) that

$$D^{-1/2} \widehat{A} D^{-1/2} = \frac{1}{N} \sum_{e \in \mathcal{I}} (m-2)! \frac{w_e}{p_e} D^{-1/2} R_e D^{-1/2}$$

is a sum of independent random matrices with

$$\mathsf{E}_{S|H,\Gamma}\left[(m-2)!\frac{w_e}{p_e}D^{-1/2}R_eD^{-1/2}\right] = D^{-1/2}AD^{-1/2}$$

and

$$\begin{aligned}\left\|(m-2)!\frac{w_e}{p_e}D^{-1/2}R_eD^{-1/2} - D^{-1/2}AD^{-1/2}\right\|_2 &\leq (m-2)!\beta\|D^{-1/2}R_eD^{-1/2}\|_2 + 1\\ &\leq \left(\frac{2\beta(m-1)!}{\mathcal{D}_{\min}} + 1\right).\end{aligned}$$

The first bound uses the fact $\|D^{-1/2}AD^{-1/2}\|_2 = 1$ and the secong follows since $D_{\min} > \frac{1}{2}\mathcal{D}_{\min}$ and $\|R_e\|_2 \leq (m-1)$. We can also bound the norm of the variance term as

$$\begin{aligned}&\left\|\mathsf{E}_{S|H,\Gamma}\left[\left((m-2)!\frac{w_e}{p_e}D^{-1/2}R_eD^{-1/2} - D^{-1/2}AD^{-1/2}\right)^2\right]\right\|_2\\ &= \left\|-\left(D^{-1/2}AD^{-1/2}\right)^2 + ((m-2)!)^2\sum_{e\in\mathcal{E}}\frac{w_e^2}{p_e}D^{-1/2}R_eD^{-1}R_eD^{-1/2}\right\|_2\\ &\leq 1 + \frac{((m-2)!)^2\beta}{D_{\min}}\left\|\sum_{e\in\mathcal{E}}w_eD^{-1}(R_e)^2\right\|_2 \leq \left(1 + \frac{2\beta(m-1)!}{\mathcal{D}_{\min}}\right).\end{aligned}$$

Using these relations and the matrix Bernstein inequality, the bound in (38) can be derived quite similar to the derivation of (32). □

Proof of Corollary 5.2. We begin by characterizing β for either sampling methods. Note that $\beta \geq \max_e \frac{w_e}{p_e}$. Since, $|\mathcal{E}| = \binom{n}{m}$, it follows that for uniform sampling $p_e = \binom{n}{m}^{-1}$ for all e, and hence, an appropriate choice of $\beta = \binom{n}{m}$. On the other hand, for the sampling in (22), $\max_e \frac{w_e}{p_e} = \sum_e w_e$. Using Bernstein inequality, one may easily bound this term from above by $2\sum_e \mathsf{E}_H[w_e] \leq 2\alpha_n\binom{n}{m}$, where the bound holds with probability $(1-n^{-2})$. Thus, ignoring constants factors, one may set $\beta = \xi n^m$, where $\xi = 1$ for uniform sampling and α_n for weighted sampling. The conditions in (23) follow directly from (20) and d, δ_n computed in the proof of Corollary 4.2. Here, we set $\epsilon_n = (\ln n)^{-1/2}$. The weak consistency is proved by simply substituting the lower bounds of α_n and N in the error bound of Theorem 5.1. □

References

Achlioptas, D. and Coja-Oghlan, A. (2008). Algorithmic barriers from phase transitions. In *Proceedings of 49th Annual Symposium on Foundations of Computer Science*.

Agarwal, S., Branson, K. and Belongie, S. (2006). Higher order learning with graphs. In *Proceedings of the International Conference on Machine Learning (ICML)* 17–24.

Agarwal, S., Lim, J., Zelnik-Manor, L., Perona, P., Kriegman, D. and Belongie, S. (2005). Beyond pairwise clustering. In *IEEE Conference on Computer Vision and Pattern Recognition (CVPR)* 838–845.

Alon, N., Krivelvich, M. and Sudakov, B. (1998). Finding a large hidden clique in a random graph. In *Proceedings of the ACM-SIAM Symposium on Discrete Algorithms* 594–598.

Anandkumar, A., Ge, R., Hsu, D. and Kakade, S. M. (2014). A Tensor Approach to Learning Mixed Membership Community Models. *Journal of Machine Learning Research* **15** 2239–2312.

Arias-Castro, E., Chen, G. and Lerman, G. (2011). Spectral clustering based on local linear approximations. *Electronic Journal of Statistics* **5** 1537–1587.

Belkin, M., Matveeva, I. and Niyogi, P. (2004). Regularization and semi-supervised learning on large graphs. In *Proceedings of the 17th Annual Conference on Learning Theory (COLT)*.

Berge, C. (1984). *Hypergraphs: combinatorics of finite sets* **45**. Elsevier.

Bernstein, F. (1908). Zur Theorie der trigonometrischen Reihen. *Leipz. Bet.* **60** 325–338.

Bolla, M. (1993). Spectra, euclidean representations and clusterings of hypergraphs. *Discrete Mathematics* **117** 19–39.

Boutsidis, C., Gittens, A. and Kambadur, P. (2015). Spectral Clustering via the Power Method - Provably. In *Proceedings of the 24th International Conference on Machine Learning (ICML)*.

Bradley, P. S. and Mangasarian, O. L. (2000). k-plane clustering. *Journal of Global Optimization* **16** 23–32.

Rota Bulo, S. and Pelillo, M. (2013). A Game-Theoretic Approach to Hypergraph Clustering. *IEEE Trans. on Pattern Analysis and Machine Intelligence* **35** 1312–1327.

Chen, H. and Frieze, A. (1996). Coloring bipartite hypergraphs. *Integer Programming and Combinatorial Optimization* 345–358.

Chen, G. and Lerman, G. (2009). Spectral curvature clustering. *International Journal of Computer Vision* **81** 317–330.

Chen, Y., Sanghavi, S. and Xu, H. (2014). Improved graph clustering. *IEEE Transactions on Information Theory* **60** 6440–6455.

Chung, F. (1992). The Laplacian of a hypergraph. In *Expanding Graphs: Proceedings of a DIMACS Workshop* 21–36.

Comon, P. (2001). From Source Separation to Blind Equalization: Contrast Based Approaches. In *International Conference on Image and Signal Processing*.

Cooper, J. and Dutle, A. (2012). Spectra of uniform hypergraphs. *Linear Algebra and its Applications* **436** 3268–3292.

Cour, T., Srinivasan, P. and Shi, J. (2007). Balanced graph matching. In *Advances in Neural Information Processing Systems*.

Drineas, P., Kannan, R. and Mahoney, M. W. (2006). Fast Monte Carlo algorithms for matrices I: Approximating matrix multiplication. *SIAM Journal on Computing* **36** 132–157.

Duchenne, O., Bach, F., Kweon, I. S. and Ponce, J. (2011). A tensor-based algorithm for high-order graph matching. *IEEE Trans. on Pattern Analysis and Machine Intelligence* **33** 2383–2395.

Dyer, E. L., Sankaranarayanan, A. C. and Baraniuk, R. G. (2013). Greedy feature selection for subspace clustering. *Journal of Machine Learning Research* **14** 2487–2517.

Elhamifar, E. and Vidal, R. (2013). Sparse subspace clustering: Algorithm, theory, and applications. *IEEE Transactions on Pattern Analysis and Machine Intelligence* **35** 2765–2781.

Feng, K. and Li, W. C. W. (1996). Spectra of Hypergraphs and Applications. *Journal of Number Theory* **60** 1–22.

Ghoshal, G., Zlatic, V., Caldarelli, G. and Newman, M. E. J. (2009). Random hypergraphs and their applications. *Physical Review E* **79**.

Ghoshdastidar, D. and Dukkipati, A. (2014). Consistency of Spectral Partitioning of Uniform Hypergraphs under Planted Partition Model. In *Advances in Neural Information Processing Systems*.

Ghoshdastidar, D. and Dukkipati, A. (2015a). A Provable Generalized Tensor Spectral Method for Uniform Hypergraph Partitioning. In *Proceedings of the International Conference on Machine Learning*.

Ghoshdastidar, D. and Dukkipati, A. (2015b). Spectral Clustering using Multilinear SVD: Analysis, Approximations and Applications. In *Proceedings of the 29th AAAI Conference on Artificial Intelligence*.

Ghoshdastidar, D. and Dukkipati, A. (2016). Consistency of Spectral Hypergraph Partitioning under Planted Partition Model. *The Annals of Statistics* **To appear**.

Gibson, D., Kleinberg, J. and Raghavan, P. (2000). Clustering categorical data: An approach based on dynamical systems. *VLDB Journal* **8** 222–236.

Govindu, V. M. (2005). A tensor decomposition for geometric grouping and segmentation. In *IEEE Conference on Computer Vision and Pattern Recognition (CVPR)* 1150–1157.

Guha, S., Rastogi, R. and Shim, K. (1999). ROCK: A Robust Clustering Algorithm for Categorical Attributes. In *Proceedings of the 15th International Conference on Data Engineering* 512–521.

Heckel, R. and Bölcskei, H. (2013). Subspace clustering via thresholding and spectral clustering. In *IEEE International Conference on Acoustics, Speech, and Signal Processing*.

Holland, P. W., Laskey, K. B. and Leinhardt, S. (1983). Stochastic blockmodels: First steps. *Social networks* **5** 109–137.

Hu, S. and Qi, L. (2012). Algebraic connectivity of even uniform hypergraph. *Journal of Combinatorial Optimization* **24** 564–579.

Jain, S. and Govindu, V. M. (2013). Efficient Higher-Order Clustering on the Grassmann Manifold. In *IEEE International Conference on Computer Vision*.

Jain, P. and Oh, S. (2014). Provable Tensor Factorization with Missing Data. In *Advances in Neural Information Processing Systems* 1431–1439.

Jung, H., Ju, J. and Kim, J. (2014). Rigid Motion Segmentation Using Randomized Voting. In *IEEE Conference on Computer Vision and Pattern Recognition* 1210–1217.

Karypis, G. and Kumar, V. (2000). Multilevel k-way hypergraph partitioning. *VLSI Design* **11** 285–300.

De Lathauwer, L., De Moor, B. and Vandewalle, J. (2000). A multilinear singular value decomposition. *SIAM Journal on Matrix Analysis and Applications* **21** 1253–1278.

Lei, J. and Rinaldo, A. (2015). Consistency of spectral clustering in stochastic block models. *Annals of Statistics* **43**.

Leordeanu, M. and Sminchisescu, C. (2012). Efficient hypergraph clustering. In *International Conference on Artificial Intelligence and Statistics*.

Lim, L. H. (2005). Singular values and eigenvalues of tensors: A variational approach. In *Proceedings of the IEEE International Workshop on Computational Advances in Multi-Sensor Adaptive Processing* 129–132.

Liu, G., Lin, Z. and Yu, Y. (2010). Robust subspace segmentation by low-rank representation. In *International Conference on Machine Learning*.

McSherry, F. (2001). Spectral partitioning of random graphs. In *Proceedings of the Annual Symposium on Foundations of Computer Science (FOCS)* 529–537.

Michoel, T. and Nachtergaele, B. (2012). Alignment and integration of complex networks by hypergraph-based spectral clustering. *Physical Review E* **86**.

Mossel, E., Neeman, J. and Sly, A. (2013). A Proof Of The Block Model Threshold Conjecture. *arXiv preprint* **arXiv:1311.4115**.

Ng, A., Jordan, M. and Weiss, Y. (2002). On spectral Clustering: Analysis and an algorithm. In *Advances in Neural Information Processing Systems* 849–856.

Nguyen, Q., Gautier, A. and Hein, M. (2015). A flexible tensor block coordinate ascent scheme for hypergraph matching. In *Proceedings of the IEEE Conference on Computer Vision and Pattern Recognition* 5270–5278.

Ochs, P. and Brox, T. (2012). Higher order motion models and spectral clustering. In *Proceedings of the IEEE Conference on Computer Vision and Pattern Recognition*.

Ostrovsky, R., Rabani, Y., Schulman, L. J. and Swamy, C. (2012). The Effectiveness of Lloyd-type Methods for the K-means Problem. *Journal of the ACM* **59** 28:1–28.

Park, D., Caramanis, C. and Sanghavi, S. (2014). Greedy subspace clustering. In *Advances in Neural Information Processing Systems* **27** 2753–2761.

Rohe, K., Chatterjee, S. and Yu, B. (2011). Spectral clustering and the high-dimensional stochastic blockmodel. *Annals of Statistics* **39** 1878–1915.

Schweikert, G. and Kernighan, B. W. (1979). A proper model for the partitioning of electrical circuits. In *Proceedings of 9th Design Automation Workshop* 57–62.

Shashua, A., Zass, R. and Hazan, T. (2006). Multi-way clustering using super-symmetric non-negative tensor factorization. In *European Conference on Computer Vision* 595–608.

Shi, J. and Malik, J. (2000). Normalized cuts and image segmentation. *IEEE Transactions on Pattern Analysis and Machine Intelligence* **22** 888–905.

Soltanolkotabi, M., Elhamifar, E. and Candes, E. J. (2014). Robust subspace clustering. *The Annals of Statistics* **42** 669–699.

Sperner, E. (1928). Ein Satz Aber Untermengen einer endlichen Menge. *Mathematische Zeitschrift* **27** 544–548.

Stewart, G. W. and Sun, J. (1990). *Matrix Perturbation Theory*. Academic Press.

Tomasi, C. and Kanade, T. (1992). Shape and motion from image streams under orthography. *International Journal of Computer Vision* **9** 137–154.

Tron, R. and Vidal, R. (2007). A benchmark for the comparison of 3-D motion segmentation algorithms. In *IEEE Conference on Computer Vision and Pattern Recognition*.

Tropp, J. A. (2012). User-friendly tail bounds for sums of random matrices. *Foundations of Computational Mathematics* **12** 389–434.

von Luxburg, U. (2007). A tutorial on spectral clustering. *Statistics and computing* **17** 395–416.

Wang, J., Jebara, T. and Chang, S. F. (2008). Graph Transduction via Alternating Minimization. In *Proceedings of the 24th International Conference on Machine Learning (ICML)* 1144–1151.

Whitney, H. (1935). On the Abstract Properties of Linear Dependence. *American Journal of Mathematics* **57** 509–533.

Zhao, Z. and Liu, H. (2007). Spectral feature selection for supervised and unsupervised learning. In *Proceedings of the 24th International Conference on Machine Learning (ICML)* 1151–1157.

Zhou, D., Huang, J. and Schölkopf, B. (2007). Learning with hypergraphs: Clustering, classification, and embedding. In *Advances in Neural Information Processing Systems (NIPS)* 1601–1608.