

Extreme robustness of scaling in sample space reducing processes explains Zipf's law in diffusion on directed networks

Bernat Corominas-Murtra¹, Rudolf Hanel¹ and Stefan Thurner^{1,2,3}

¹ *Section for the Science of Complex Systems; CeMSIIS; Medical University of Vienna; Spitalgasse 23; A-1090; Vienna, Austria*

² *Santa Fe Institute; 1399 Hyde Park Road; Santa Fe; NM 87501; USA*

³ *IIASA, Schlossplatz 1, 2361 Laxenburg, Austria*

(Dated: Version July 20, 2022)

It has been shown recently that a specific class of path-dependent stochastic processes, which reduce their sample space as they unfold, lead to exact scaling laws in frequency and rank distributions. Such Sample Space Reducing processes (SSRP) offer an alternative new mechanism to understand the emergence of scaling in countless processes. The corresponding power law exponents were shown to be related to noise levels in the process. Here we show that the emergence of scaling is not limited to the simplest SSRPs, but holds for a huge domain of stochastic processes that are characterized by non-uniform prior distributions. We demonstrate mathematically that in the absence of noise the scaling exponents converge to -1 (Zipf law) for almost all prior distributions. As a consequence it becomes possible to fully understand targeted diffusion on weighted directed networks and its associated scaling laws law in node visit distributions. The presence of cycles can be properly interpreted as playing the same role as noise in SSRPs and, accordingly, determine the scaling exponents. The result that Zipf's law emerges as a generic feature of diffusion on networks, regardless of its details, and that the exponent of visiting times is related to the amount of cycles in a network could be relevant for a series of applications in traffic-, transport- and supply chain management.

PACS numbers: 89.75.Da, 05.40.-a, 05.10.Ln, 87.18.Sn, 05.40.Fb

I. INTRODUCTION

Many stochastic processes, natural or man-made, are explicitly path-dependent. Famous examples include biological evolution [1–3] or technological innovation [4, 5]. Formally, path-dependence means that the probabilities to reach certain states of the system (or the transition rates from one state to another) at a given time depend on the history of the process up to this time. This statistical time-dependence can induce dramatic deformations of phase-space, in the sense that certain regions will hardly be revisited again, while others will be visited much more frequently. This makes a large number of path-dependent complex systems, and processes that are associated with them, non-ergodic. They are typically mathematically intractable with a few famous exceptions, including the Pitman-Yor or ‘Chinese Restaurant’ process [6, 7], recurrent random sequences proposed by S. Ulam and M. Kac [8–10], Pólya urns [7, 11, 12], and the recently introduced sample space reducing processes (SSRPs) [13].

SSRPs are processes that reduce their sample space as they progress over time. In their simplest form they can be depicted by the following process. Imagine a staircase like the one shown in Fig. (1a). Each state i of the system corresponds to one particular stair. A ball is initially ($t = 0$) placed at the topmost stair N , and can jump randomly to any of the $N - 1$ lower stairs in the next timestep with a probability $1/(N - 1)$. Assume that at time $t = 1$ the ball landed at stair k . Since it can only jump to stairs k' that are below k , the probability to jump to any stair $k' < k$ is $1/(k - 1)$. The process continues until

eventually stair 1 is reached, and then it halts. An alternative way to think about the same process is to consider a diffusion process on a fully connected directed acyclic graph (DAG), where particles diffuse by hopping from node to node following the directions of the links, Fig. (1e). Remarkably, the statistics over a large number of repetitions of SSRPs yield an exact Zipf law in the rank-frequency distribution of the visits of states [13], linking scaling and path-dependence in a very intuitive way. In Fig. (1b) we provide an image of the simplest case of a SSRP. SSRPs add an alternative and independent route to understand the origin of scaling (Zipf's law in particular) to the well known classical ways [14, 15], criticality [16], self-organised criticality [17, 18], multiplicative processes with constraints [19], and preferential attachment models [20, 21]. Beyond their transparent mathematical tractability, SSRPs seem to have a wide applicability, including diffusion on complete directed acyclical graphs [13], quantitative linguistics [22], record statistics [23, 24], and fragmentation processes [25].

So-far, SSRPs have been studied for the simplest case only, where the potential outcomes are sampled from an underlying uniform distribution. The underlying distribution we call the *prior distribution*. Here we demonstrate that a much wider class of SSRPs than described above naturally leads to scaling, and we provide the exact relations how SSRPs depend on their prior distributions. Zipf's law turns out to be an attractor distribution that holds for practically any SSRP, irrespective of the details of the stochastic system at hand, i.e. irrespective of their prior distributions. This extreme robustness with respect to details of transition rates between states within

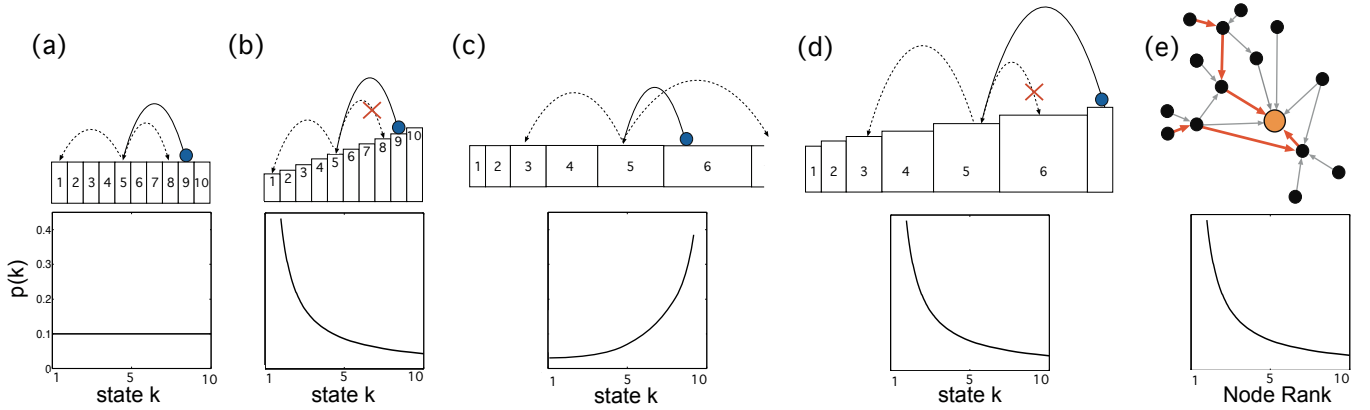


FIG. 1: (a) Random process where a ball bounces random distances left and right over equally-sized boxes (uniform priors). Visiting probabilities $p(k)$ are uniform. (b) Simplest SSRP over uniform priors depicted by a ball bouncing random distances downstairs only (SSR). Visiting probabilities are $\sim k^{-1}$ (Zipf law). (c) Random process as in (a) but with non-uniform prior probabilities (width of the boxes) of states. According to the law of large numbers, the visiting probabilities follow the prior probabilities. (d) General SSRP with non-uniform prior probabilities. Visiting distributions follow the attractor to a Zipf distribution. This is true for a wide class of prior probabilities. (e) SSRP realized through diffusion through a directed acyclic network towards a target node (orange). The visiting probability of nodes follows a Zipf distribution, independently of the network topology.

a system offers a simple understanding of the ubiquity of Zipf's law. As an important example we demonstrate that diffusion on a *Directed Acyclic Graph* (DAG) generically leads to Zipf distributions of node visiting frequencies, regardless of the weight- or degree distribution of the network. Phenomena that show a high resilience of Zipf's law with respect to changes on the detailed properties of the system have been reported before for specific situations [23, 24, 26]. The diffusion result we shall present here is in line with recent findings reported in [27].

II. SSRP WITH ARBITRARY PRIORS

We start the study SSRPs first in the noiseless case which, in the staircase picture, implies that jumps upstairs are not allowed. Then, we study how SSRPs behave when a degree of noise is introduced in the system namely, when the probability of jumping upwards is no longer zero. Finally, we show the relevance of our results in the study of diffusion in complex networks.

A. Noiseless SSRPs

Think of the N states of a given system as stairs of different widths and imagine a ball bouncing downstairs randomly. The probability of the downward bouncing ball to hit stair i is proportional to its width $q(i)$, see Fig. (1d). Given prior probabilities $q(i)$, the transition probability from one stair to another is

$$p(i|k) = \begin{cases} \frac{q(i)}{g(k-1)} & \text{if } i < k \\ 0 & \text{otherwise,} \end{cases} \quad (1)$$

with $g(k-1) = \sum_{j < k} q(j)$. We denote this SSRP by ψ . One can safely assume the existence of a stationary distribution arising from many repetitions of the process ψ , leading to

$$p(i) = \sum_{i < k \leq N} p(i|k)p(k). \quad (2)$$

Using equation (1) and forming the difference

$$\frac{p(i+1)}{q(i+1)} - \frac{p(i)}{q(i)} = -\frac{1}{g(i)}p(i+1),$$

we find by re-arranging terms that

$$\frac{p(i+1)g(i+1)}{q(i+1)} = \frac{p(i)g(i)}{q(i)},$$

using the fact that $g(i) + q(i+1) = g(i+1)$. Note that this is true for all values of i , in particular

$$\frac{p(i)g(i)}{q(i)} = \frac{p(1)g(1)}{q(1)} = p(1),$$

since $g(1) = q(1)$. We arrive at the final result

$$p(i) = \frac{q(i)}{g(i)}p(1) \quad \text{with} \quad \frac{1}{p(1)} = \sum_{k \leq N} \frac{q(k)}{g(k)}, \quad (3)$$

where $p(i)$ is the probability that we observe the downward ball bouncing at stair i . Equation (3) shows that the path-dependence of the SSRP ψ deforms the prior probabilities of the states of a given system, depicted here as stairs, $q(i) \rightarrow p(i) = \frac{q(i)}{g(i)}$. We can now discuss various concrete prior distributions.

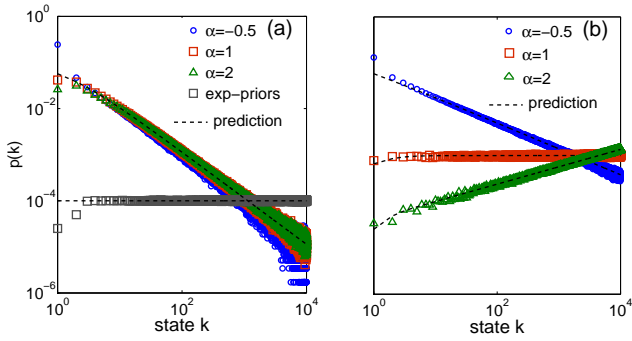


FIG. 2: Probability distributions from numerical realizations of SSRPs without noise (a), and with a noise level of $\lambda = 0.5$, (b). Colors correspond to various prior probabilities: polynomial, $q(k) \sim k^\alpha$, with $\alpha = -0.5$ (blue circles), $\alpha = 1$ (red circles) and $\alpha = 2$ (green circles) in both panels. The exponential case, $q(k) \sim e^k$ (grey squares) is shown in panel (a) only. Dashed black lines show the theoretical results from equation (4) (a), and with noise from equation (8) (b). Clearly, Zipf’s law ($p(k) \sim k^{-1}$) emerges for the different polynomial prior probabilities, whereas for the exponential prior probability the expected uniform distribution is obtained (a). All simulations were done with 10^5 repetitions.

Polynomial priors and the ubiquity of Zipf’s law: Given $q(k) \sim k^\alpha$ with $\alpha > -1$, it is immediately clear from equation (3) that asymptotically (large N) we get

$$p(k) \sim \frac{1}{k}, \quad (4)$$

i.e., Zipf’s law. More generally this result is true for polynomial priors, $q(k) \sim \sum_{i \leq m} a_i k^{\alpha(i)}$, where the degree of the polynomial $\alpha(m)$ is larger than -1 . Numerical simulations show perfect agreement with the theoretical prediction, Fig. (2a).

Fast decaying priors: The situation changes drastically for exponents $\alpha < -1$. For sufficiently fast decaying priors we have that $g(k) \sim g(1)$, since the fast decay makes the contribution of large k ’s to g negligible. In these circumstances, equation (3) can be approached, for sufficiently large k ’s, as $p(k) \approx q(k)$. We encounter the situation that the SSRP, even though history dependent, approaches the prior distribution, resembling a standard sampling process.

Exponential priors: For $q(k) \sim e^{\beta k}$, with $\beta > 0$, according to equation (3) we have, $p(k) = \frac{1}{N}$, i.e., a uniform distribution. This is easy to see, since $g(k) = \sum_{i=1}^k q(i) \sim q(k)$. Note that exponential priors describe a somewhat pathological situation; given that a state k is occupied at time t , the probability to visit state $k-1$ is huge compared to all the other remaining states, so that practically all states will be sampled in a descending sequence: $k \rightarrow k-1 \rightarrow k-2 \rightarrow k-3 \rightarrow \dots \rightarrow 1$, obviously leading to a uniform p . Again, numerical simulations show perfect agreement with the prediction, as shown in Fig. (2a). Switching from polynomial to exponential priors, we switch the attractor from the Zipf- to

the uniform distribution.

B. Noisy SSRPs

Noisy SSRPs are mixtures of a SSRP ψ and stochastic transitions between states that are not history-dependent. Following the previous schema, the *noisy* SSRP ψ_λ , starts at N and jumps to any stair $k < N$, according to the prior probabilities $q(k)$. From k the process has two options: (i) with probability λ the process continues the SSRP and jumps to any $j < k$, or, (ii) with probability $1 - \lambda$ jumps to *any* point $j < N$, following a standard process of sampling without memory. The process stops when stair 1 is hit. The transition probabilities for ψ_λ read,

$$p(i|k) = \begin{cases} \lambda \frac{q(i)}{g(k-1)} + (1-\lambda)q(i) & \text{if } i < k \\ (1-\lambda)q(i) & \text{otherwise.} \end{cases} \quad (5)$$

Note that the noise enables the process to step from i to k , even if $i > k$. Proceeding exactly as before we get

$$\frac{p(i+1)}{q(i+1)} \left(1 + \lambda \frac{q(i+1)}{g(i)}\right) = \frac{p(i)}{q(i)}$$

and as a consequence:

$$p_\lambda(i) = p_\lambda(1) \frac{q(i)}{q(1)} \prod_{1 < k \leq i} \left(1 + \lambda \frac{q(k)}{g(k-1)}\right)^{-1}. \quad (6)$$

The product can be safely approximated by

$$\begin{aligned} \prod_{1 < k \leq i} (\dots)^{-1} &= \exp \left[- \sum_{1 < k \leq i} \log \left(1 + \lambda \frac{q(k)}{g(k-1)}\right) \right] \\ &\approx \exp \left[- \sum_{1 < k \leq i} \lambda \frac{q(k)}{g(k-1)} \right] \\ &\approx \exp \left[-\lambda \log \left(\frac{g(i)}{q(1)} \right) \right] \\ &= \left(\frac{g(i)}{q(1)} \right)^{-\lambda}, \end{aligned}$$

where we used $\log(1-x) \approx -x$ for small x , and $q(k) \approx dg/dx|_k$. Finally, we get

$$p_\lambda(i) \approx \frac{p_\lambda(1)}{q(1)^{1-\lambda}} \left(\frac{q(i)}{g(i)^\lambda} \right). \quad (7)$$

where $p_\lambda(1)/q(1)^{1-\lambda}$ acts as the normalisation constant. Interestingly, λ plays the role of a scaling exponent. For $\lambda \rightarrow 1$ (no noise), p_λ recovers the standard SSRP ψ of equation (1). For $\lambda = 0$, we recover the case of standard random sampling without memory and get $p \rightarrow q$, as expected by the law of large numbers. It is worth noting that continuous SSRP display the same scaling behaviour (see Appendix). The particular case of $q(k) = \frac{1}{N}$

that was studied in [13], shows that λ turns out to be the scaling exponent of the distribution $p_\lambda(k) \sim 1/k^\lambda$. Note that these are not frequency- but rank distributions. They are related, however. The range of exponents $\lambda \in (0, 1]$ in rank, represents the respective range of exponents $\alpha \in [2, \infty)$ in frequency, see e.g. [14]. For polynomial priors, $q(k) \sim k^\alpha$ ($\alpha > -1$), one finds

$$p_\lambda(k) \sim k^{\alpha(1-\lambda)-\lambda}. \quad (8)$$

The excellent agreement of these predictions with numerical experiments is shown in Fig. (2b). Finally, for exponential priors $q(k) \sim e^{\beta k}$ ($\beta > 0$) the visiting probability of for the noisy SSRP ψ_λ becomes $p(k) \sim e^{(1-\lambda)\beta k}$, see Tab. I. Clearly, the presence of noise brings out the prior probabilities in a fuzzy way, depending on the levels of noise. The following table summarizes the various scenarios for the distribution functions $p(k)$ for the different prior distributions $q(k)$ and noise levels.

TABLE I: Distribution functions $p(k)$ of SSRPs for the various prior distributions $q(k)$. SSRP distributions with a noise level of $(1 - \lambda)$ are indicated by $p_\lambda(k)$.

prior	(sub-) logarithmic	polynomial	exponential
$q(k)$	$k^{-\alpha}$ ($\alpha \geq 1$)	$k^{-\alpha}$ ($\alpha < 1$)	$e^{\beta k}$
$p(k)$	$q(k)$	k^{-1}	$\frac{1}{N}$
$p_\lambda(k)$ noise	$q(k)$	$k^{\alpha(1-\lambda)-\lambda}$	$e^{(1-\lambda)\beta k}$

C. Diffusion on weighted, directed, acyclic graphs

The above results have immediate and remarkable consequences for the diffusion on DAGs [28] or, more generally, on networks with target, sink or absorbing nodes. In particular, they allow us to understand the origin of Zipf law of node visiting times for practically all weighted DAGs, regardless of their degree- and weight distributions. The general result concerning different, unweighted topologies is proven in the appendix. Here we provide an analogous to the equation (1) for diffusion in graphs and show the emergence of Zipf's law in node visiting distributions for the particular case of Erdős-Rényi graphs. The case of the weighted DAGs is explored numerically. We start with the observation that SSRPs with uniform priors can be seen as a diffusion processes over a specific fully connected DAG [13], which results in a Zipf law of node visiting times. However, such fully connected networks are extremely unlikely to occur in reality. To create much more realistic structures, we generate arbitrary random DAGs. Following [28, 29], we build random DAGs as follows: Let us have an undirected random graph $\mathcal{G}(V, E)$, where V is the set of nodes and E the set of edges. We place a label $1, \dots, N$ to each node of the graph, such that $e_{ik} \in E$ will represent a link between node i and k . If $k(i)$ is the degree of node i we assume, for the sake of simplicity, that the label is such

that the degree sequence $\sigma = \{k(1), \dots, k(N)\}$ of \mathcal{G} is ordered, namely $k(1) \geq k(2) \geq \dots \geq k(N)$. This label induces the directionality of links in the graph in the following way: if nodes i and j are connected in \mathcal{G} , we draw an arrow $i \rightarrow j$ if $i > j$, or $j \leftarrow i$ if $i < j$. We now have a DAG which we call $\mathcal{G}^D(V, E^D)$. The order induced over the set of nodes we have used to build \mathcal{G}^D mimics the order underlying SSRPs. A diffusion process on \mathcal{G}^D will contain at least one node with only incoming links, the *target node(s)*. This targeted diffusion process can now be formulated as a SSRP process.

Let us first derive several quantities of interest: The first, $q(i)$, is the probability that a randomly chosen link contains i in one of its extremes in \mathcal{G} , which can easily be identified as $q(i) = \frac{2k(i)}{|E|}$, where $|E|$ is the number of links of the graph \mathcal{G} . This enables us to compute the probability that a link exists in \mathcal{G} , $p(e_{ij} \in E)$. In sparse graphs one can assume that the probability of self-loops vanishes, i.e., $p(e_{ii}) \rightarrow 0$, and that [30]:

$$p(e_{ij} \in E) = \frac{k(i)k(j)}{\sum_{\ell \leq N} k(\ell)} = 2|E|q(i)q(j), \quad (9)$$

since $\sum_{\ell \leq N} k(v_\ell) = 2|E|$. We finally define the *out degree* of node i in the graph \mathcal{G}^D , $k_{\text{out}}(i)$. Observing the way we built \mathcal{G}^D out of \mathcal{G} , $k_{\text{out}}(i)$ can be fairly approached:

$$k_{\text{out}}(i) = \sum_{j < i} p(e_{ij} \in E) = 2|E| \sum_{j < i} q(i)q(j). \quad (10)$$

Notice that $k_{\text{out}}(i)$ only accounts for the potential existing links in \mathcal{G} which connect i to nodes with lower label $j < i$. As we did before, we have to compute $p(j|i)$, the probability that a given random walker jumps from node i to node j . This, according to the way we built \mathcal{G}^D from \mathcal{G} has the following form:

$$p(j|i) = \begin{cases} p(j|i, e_{ij} \in E)p(e_{ij} \in E) & \text{if } i > j \\ 0 & \text{otherwise,} \end{cases} \quad (11)$$

where $p(j|i, e_{ij} \in E)$ is the probability that the random walker jumps from i to j given that the link e_{ij} exists in \mathcal{G} . In this context,

$$p(j|i, e_{ij} \in E) = \frac{1}{k_{\text{out}}(i)},$$

where $k_{\text{out}}(i)$ is defined in equation (10). Thus, in case $i > j$, from equation (9), the term $p(j|i, e_{ij} \in E)p(e_{ij} \in E)$ of equation (11) is rewritten, by using equations (9) and (10), as:

$$p(j|i, e_{ij} \in E)p(e_{ij} \in E) = \frac{k(j)}{\sum_{\ell < i} k(\ell)}.$$

According to this, the transition probabilities for a random walker over a DAG read:

$$p(j|i) = \begin{cases} \frac{k(j)}{\sum_{\ell < i} k(\ell)}; & \text{if } i > j \\ 0 & \text{otherwise.} \end{cases} \quad (12)$$

We observe that even we are transversing \mathcal{G}^D , this final expression only depends on the degrees of nodes $1, \dots, i$ in the *undirected* (!) graph \mathcal{G} .

Equations (11) and (12) are equivalent, and represent the network-diffusion version of equation (1). These equations describe the process of targeted diffusion over a graph, and allow us, by using the machinery developed above for the SSRPs, to predict the node visiting distribution under such a diffusive process. To see how they work, let us derive the node visiting distribution for an Erdős Rényi (E-R) graph, \mathcal{G}_{ER} . For an E-R graph, one can go directly to equation (11). By definition, the probability of a given link to exist is constant, namely, \tilde{p} , which leads to $p(e_{ij} \in E) = \tilde{p} \in (0, 1]$. We then label all the nodes of \mathcal{G}_{ER} sequentially $1, \dots, N$ and we built a DAG such that the arrows are defined according to the order induced by the labelling: If the link e_{ij} exists in \mathcal{G}_{ER} and $i > j$, the arrow will be defined as $i \rightarrow j$, otherwise, the arrow will be defined as $i \leftarrow j$. We will refer to this new E-R DAG as \mathcal{G}_{ER}^D . It is not difficult to see that, under the above definition of \mathcal{G}_{ER}^D from \mathcal{G}_{ER} , the *out* degree of node i is, according to equation (10), $k_{\text{out}}(i) = (i - 1)\tilde{p}$. By applying directly equation (11) the probability to jump from node i to node j in the E-R DAG $p_{ER}(i|j)$ will be:

$$p_{ER}(j|i) = \begin{cases} \frac{1}{i-1} & \text{if } i > j \\ 0 & \text{otherwise,} \end{cases}$$

which is the standard equation for a SSRP with uniform prior probabilities q , as can be easily derived from equation (1) –see also [13]. If we plug the solution given in equation (3), one gets that the node visiting probability scales exactly as Zipf's law, according to the labelling given to build the DAG, namely, $p(i) \propto i^{-1}$. It is worth to note that this result is independent of the parameter \tilde{p} , and, in consequence, of the average degree of the graph. The same Zipf's like statistics is derived in the appendix for exponential networks and scale-free networks with arbitrary exponents.

We can further add weights w_{ik} to each link $e_{ik} \in E$, and introduce noise in a way that is analogous to the one used for noisy SSRPs. For the latter use consider the DAG construction above with the following variation: if node i and j are connected in \mathcal{G} and $i > j$ one can assign an arrow from $i \rightarrow j$ (as before) with probability λ , or place the arrow in a random direction with probability $1 - \lambda$. This will create cycles or feedback loops that play the role of *noise* in the targeted diffusion process. Note that for $\lambda = 0$ we break the induced order completely, and lose the SSRP property.

We show numerical experiments of 10^7 random walkers on various DAGs, starting at randomly chosen nodes in the network. They diffuse until they hit a target node. We record the number of visits to all nodes and sort them according to the amount of visits, obtaining the *rank distribution* of visits. Rank-ordering is only performed to reduce noisy patterns that would arise when plotting the histogram in the order induced in the nodes. Rank ordering is not necessary whatsoever to see the

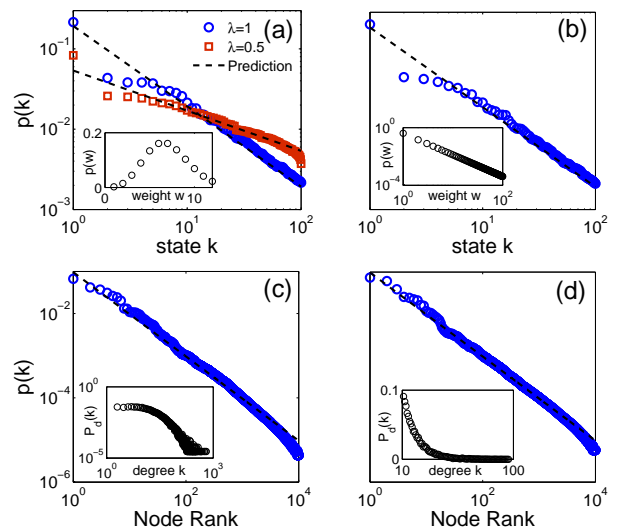


FIG. 3: Node visiting rank distributions from diffusion on weighted DAGs, built over Erdős-Rényi graphs (see DAG construction) with $p = 1/2$, and $N = 100$ nodes (a) and (b). The weight distribution w_{ik} follows (a) a Poisson distribution with average $\mu = 6$, and (b) a power-law $p(w) \propto w^{-1.5}$ that is shown in the inset. In both cases the predicted Zipf's law is present (black dashed line), even though the networks are small. In (a) the DAG condition is violated (red squares) by assigning random directions to a fraction of $1 - \lambda$ links. This allows the presence of cycles, which play the role of noise in a SSRP. A power law with the exponent λ is observed in the corresponding rank distribution, perfectly in line with the theoretical predictions (dashed black lines). (c) A targeted diffusion experiment on a DAG that is based on the citation network of HEP ArXiv repository, containing 3.4×10^4 nodes. (d) The results of the same experiment on an exponential network of the same size is given. The inset shows the respective degree distributions. Despite the huge topological difference between these two graphs, the rank distribution of visits to nodes is clearly of Zipf type for almost four decades in both cases.

clear agreement with the theoretical predictions. In Fig. (4a,b) we plot the rank distribution of visits to nodes for weighted Erdős-Rényi (E-R) DAG networks. Weights have been randomly assigned to the nodes either following a Poisson distribution, Fig. (4a), or a power-law distribution, Fig. (4b). In both cases Zipf's law is obtained in the rank distribution of node visits. For the same network we show the situation for a noise level of $\lambda = 0.5$ for the Poisson weights in Fig. (4a), red squares. This network is no longer a pure DAG since it contains cycles; the observed slope corresponds nicely with the predicted value of λ . We further explored rank distributions of node visits from diffusion on more general network topologies than ER networks. In Fig. (4c) we show the rank distribution of node visits where the substrate network is the citation network of High Energy Physics in the ArXiv repository [31, 32], and the ordering is induced according to the degree of nodes. Fig. (4d) shows the rank dis-

tribution of node visits from diffusion on an exponential DAG generated through the method of non-preferential attachment [33], where the ordering of nodes is again induced according to the degree. Both networks show a well-shaped Zipf's law in the rank-distribution of visits to nodes. This is highly remarkable, since both networks are topologically drastically different. The presented theory suggests that *almost all standard network topologies are expected to display Zipf's law in the visiting distributions in the framework of targeted diffusion.*

III. DISCUSSION

Technically we have shown that if a system, whose states are characterized by prior probabilities q , is sampled through a SSRP, the corresponding sampling space gets deformed, in a way that Zipf's law emerges as a dominant attractor. This is true for a huge class of reasonable prior probabilities, and might be the fundamental origin of the ubiquitous presence of Zipf's law in nature. On the theoretical side we provide a direct link between non-ergodicity as it typically occurs in path-dependent processes and power laws in corresponding statistics. For-

mally, SSRPs define a microscopic dynamics that results in a deformation of the phase space. Along this line, it has been pointed out that the emergence of non-extensive properties may be related to generic deformations of the phase space [34–36]. Consequently, SSRPs offer a new playground to connect microscopic and macroscopic dynamics in non-equilibrium systems. Our results could help to understand the astonishing resilience of some scaling patterns which are associated with Zipf's law, such as the recent universality in body-mass scaling found in ecosystems [37]. One fascinating application of the demonstrated immense robustness of SSRPs is that scaling laws of node visits emerge generically in targeted diffusion on networks, regardless of its details, and that the corresponding exponents are related to the amount of cycles in a network. This finding should be relevant for a series of applications of targeted diffusion on networks where a target has to be found and reached, such as in traffic-, transport- or supply chain management.

Acknowledgments.- This work was supported by the Austrian Science Fund FWF under KPP23378FW, the EU LASAGNE project, no. 318132 and the EU MULTIPLEX project, no. 318132.

-
- [1] Gould S J 1989 *Wonderful Life: The Burgess Shale and the Nature of History*. (WW Norton and Co, New York)
 - [2] Kauffman S 1993 *Origins of Order: Self-Organization and Selection in Evolution*. (Oxford University Press, Oxford)
 - [3] Maynard Smith J and Szathmáry E 1995 *The Major Transitions in Evolution*. (Freeman and Co, Oxford)
 - [4] Arthur B 1994 *Increasing Returns and Path Dependence in the Economy*. (The University of Michigan Press, Ann Arbor, MI)
 - [5] Solé R, Valverde S, Rosas-Casals M, Kauffman S A, Farmer D and Eldredge N 2013 The evolutionary ecology of technological innovations. *Complexity* **18** (4), 15
 - [6] Pitman J and Yor M 1997 The two-parameter Poisson-Dirichlet distribution derived from a stable subordinator. *M. Annals of Prob.* **25**, 855
 - [7] Pitman J 2006 *Combinatorial Stochastic Processes*. (Springer-Verlag, Berlin)
 - [8] Beyer W A, Schrandt R G and Ulam S M 1969 Computer studies of some history-dependent random processes. *Report LA4246, Los Alamos Laboratory*
 - [9] Kac M 1970, A history-dependent random sequence defined by Ulam. *Report LA 4289, Los Alamos Laboratory* (Reprinted as Kac M 1989 *Adv Appl Math* **10**, 270)
 - [10] Clifford P and Stirzaker D 2008 History-dependent random processes. *Proc. R. Soc. A* **464**, 1105
 - [11] Eggenberger F and Pólya G 1923 Über die Statistik vorketter vorgänge. *Zeit Angew. Math. Mech.* **3**, 279
 - [12] Hanel R, Corominas-Murtra B and Thurner S 2015 Analytical computation of frequency distributions of path-dependent processes by means of a non-multinomial maximum entropy approach. arXiv:1511.00414 [cond-mat.stat-mech]
 - [13] Corominas-Murtra B, Hanel R and Thurner S 2015 Understanding scaling through history-dependent processes with collapsing sample space. *Proc. Natl. Acad. Sci. USA.* **112**(17), 5348
 - [14] Newman M E J 2005 Power laws, Pareto distributions and Zipf's law. *Contemp. Phys.* **46** (5), 323
 - [15] Mitzenmacher M 2003 A Brief History of Generative Models for Power Law and Lognormal Distributions *Internet Mathematics* **1**, (2) 226
 - [16] Stanley H E 1987 *Introduction to Phase Transitions and Critical Phenomena*. (Oxford University Press: Oxford)
 - [17] Bak P, Tang C and Wiesenfeld K 1987 Self-organized criticality: An explanation of the 1/f noise. *Phys. Rev. Lett.* **59**, 381
 - [18] Jensen H J 1996 *Self-Organized Criticality*. (Cambridge University Press, Cambridge)
 - [19] Gabaix, X 1999 Zipf's Law for Cities: An Explanation. *Quart. J. of Economics* **114**, 739
 - [20] Yule G U 1925 A Mathematical Theory of Evolution, Based on the Conclusions of Dr. J. C. Willis, F.R.S. *Philos. Trans. R. Soc. London B* **213**, 21
 - [21] Simon H A 1955 On a class of skew distribution functions. *Biometrika* **42**, 425 (1955).
 - [22] Thurner S, Hanel R, Liu B and Corominas-Murtra B 2015 Understanding Zipf's law of word frequencies through sample-space collapse in sentence formation. *Proc. J. R. Soc. London Interface* **12**, 108
 - [23] Nezhvorov V B 2001 *Records: Mathematical Theory*. (Translations of Mathematical Monographs, American Mathematical Society, Providence, RI)
 - [24] Sibani P and Jensen H J 2013 *Stochastic Dynamics of Complex Systems: From Glasses to Evolution*. (Imperial College Press, London)

- [25] Krapivsky P L and Ben-Naim E 1994 Scaling and multiscaling in models of fragmentation. *Phys. Rev. E* **50**, 3502
- [26] Corominas-Murtra B and Solé R V 2010 Universality of Zipf's law. *Phys. Rev. E* **82**, 11102
- [27] Perkins T, Foxall E, Glass L and Edwards R 2014 A scaling law for random walks on networks. *Nature Comms.* **5**, 5121
- [28] Karrer B and Newman M E J 2009 Random acyclic networks. *Phys. Rev. Lett.* **102**, 128701
- [29] Goñi J, Corominas-Murtra B, Solé R V and Rodríguez-Caso C 2010 Exploring the randomness of directed acyclic networks. *Phys. Rev. E* **82**, 066115
- [30] Chung F and Lu L 2002 Connected components in random graphs with given expected degree sequences. *Ann. of Combinatorics* **6**, 125
- [31] *arxiv hep-ph network dataset - KONECT* URL: <http://konect.uni-koblenz.de/networks/cit-HepPh> (2015).
- [32] Leskovec J, Kleinberg J and Faloutsos C 2007 Graph evolution: Densification and shrinking diameters. *ACM Trans. Knowledge Discovery from Data* **1** (1), 1
- [33] Callaway D S, Hopcroft J E, Kleinberg J M, Newman MEJ, and Strogatz S H 2001 Are randomly grown graphs really random? *Phys. Rev. E* **64**, 041902
- [34] Hanel R and Thurner S 2011 When do generalized entropies apply? How phase space volume determines entropy. *Europhys. Lett.* **96**, 50003
- [35] Hanel R, Thurner S and Gell-Mann M 2014 How multiplicity of random processes determines entropy and the derivation of the maximum entropy principle for complex systems. *Proc. of the Natl. Acad. of Sci. USA* **111**, 6905
- [36] Hernando A, Plastino A and Plastino A R 2012 MaxEnt and dynamical information. *The Europ. Phys. J. B* **85**, 147
- [37] Hatton I A, McCann K S, Fryxell J M, Davies T J, Smerlak M, Sinclair A R E and Loreau M 2015 The predator-prey power law: Biomass scaling across terrestrial and aquatic biomes. *Science* **349**, 6252

Appendix A: Targeted Diffusion over Networks of different Topologies

We describe diffusive processes over a *Directed Acyclic Graph* (DAG) which, accordingly, contains *target* or *sink* nodes, namely, those nodes whose out-degree is zero. We call these processes Targeted Random Walks (TRW) or Targeted Diffusion Processes. Note that, in the main text, we used i, j, k for nodes for the sake of notational simplicity. To avoid any confusion in the derivations: Pure latin letters i, j, k will represent integers and v_i, v_j, v_k will represent nodes. Therefore, for example, $k(v_i) = j$ will depict that *the degree of node v_i is j* . In addition, this allows to avoid confusion when talking, for example, about $p(k)$, which is the degree distribution of a given graph \mathcal{G} , namely the probability that a randomly chosen node of \mathcal{G} has degree k .

Here we prove that Directed Acyclic Graphs having standard network topologies (Erdős-Rényi, Exponential and Scale-free) display Zipf's law in the distribution of visits if we define a target node. This remarkable result is achieved using the sparse approach above described and the results provided in the main text. Notice that we will work mainly with the *degree sequence*, whereas usually network studies work with the degree distribution. We explicitly draw here the relation among both for the studied networks.

1. Erdős-Rényi graphs

Let us explore a TRW over an Erdős-Rényi (ER) graph. The straightforward definition of link probability in ER graphs enables us to simplify the general framework that we have described above, and apply directly equation (11) of the main text. Indeed, in an ER graph (\mathcal{G}_{ER}),

$$(\forall v_i, v_k \in V) \quad p(e_{ik} \in E) = \tilde{p} \in (0, 1].$$

Therefore, in the \mathcal{G}_{ER}^D :

$$k_{\text{out}}(v_i) = \tilde{p}i,$$

since it can only point to those nodes having lower label than i . Since $p(e_{ik} \in E) = \tilde{p}$, equation (11) reads:

$$p(k|i) = \begin{cases} \frac{1}{i} & \text{if } i > k \\ 0 & \text{otherwise,} \end{cases}$$

Which is the standard equation for a SSRP. As proven in the main text, the probability that a TRW is at v_i is:

$$p(v_i) \propto i^{-1}.$$

2. Exponential Networks

Exponential networks have an exponential-like degree distribution. This means that:

$$p(k) \propto e^{-\chi k},$$

where χ is some constant. The first task is to determine a potential degree sequence for such kind of networks. To determine such degree sequence, we will build the network following the so-called *non-preferential attachment* model, which is known to lead to exponential degree distributions [33]. Non-preferential attachment works as follows: At time $t = 1$ we create a clique containing all the nodes v_1, \dots, v_c . A time t , v_{t+1} attaches to c of any of the v_1, \dots, v_t already connected nodes. Consistently, the probability that at time t node v_i , $i \geq t$, receives a new link is:

$$p(t, k(v_i) \rightarrow k(v_i) + 1) = \frac{c}{t}.$$

Therefore, if we stop the process at $t = N$, one has that the expected degree of node v_i is:

$$k(v_i) = c \sum_{i < j \leq N} \frac{1}{j} \approx \log \left(\frac{N}{i} \right)^c.$$

Notice that one can assume that the degree sequence becomes ordered by construction¹.

In the DAG version of \mathcal{G}_{EXP} , $\mathcal{G}_{\text{EXP}}^D$ we realise that, by definition, $(\forall v_k \in V) k_{\text{out}} = c$. Thus, the probability that the link between v_i and v_k ($k < i$) exists will simply be:

$$p(e_{ik} \in E^D) = \frac{c}{i}.$$

In addition, since from node i we have c options,

$$p(k|i, e_{ik} \in E) = \frac{1}{c},$$

¹ To ensure that this degree sequence corresponds to an exponential network, let us compute the degree distribution $p(k)$ out of the above degree sequence. Let $p(k)$ be defined as:

$$p(k) = p(k(v_i) \in [k, k+1)).$$

Thus, we have to compute the number of nodes in the degree sequence whose degree is k . Let us first define the first and last nodes in the degree sequence satisfying the condition of having degree k , in the above continuous approach. Notice that this is only possible because the degree sequence is (rank) ordered:

$$k = c \log \left(\frac{N}{i} \right), \quad k+1 = c \log \left(\frac{N}{i'} \right),$$

which leads to:

$$i \approx N e^{-\frac{k}{c}}, \quad i' \approx N e^{-\frac{k+1}{c}}.$$

The number of nodes with degree k will thus be:

$$\begin{aligned} |\{v_i \in V : k(v_i) = k\}| &\approx i - i' \\ &\propto N \left(e^{-\frac{k}{c}} - e^{-\frac{k+1}{c}} \right) \\ &\approx -N \frac{d}{dk} \left(e^{-\frac{k}{c}} \right) \\ &= \frac{N}{c} e^{-\frac{k}{c}}. \end{aligned}$$

Therefore,

$$p(k) \propto e^{-\chi k}, \quad \chi = \frac{1}{c},$$

as expected.

which leads to,

$$p(k|i, e_{ik} \in E) p(e_{ik} \in E) = \frac{1}{i}.$$

Therefore, equation (11) of the main text displays the already known behaviour, namely:

$$p(k|i) = \begin{cases} \frac{1}{i} & \text{if } i > k \\ 0 & \text{otherwise,} \end{cases}$$

Which is the standard equation of transition probabilities for a SSRP. Consequently, the probability that a TRW is at v_i is $p(v_i) \propto i^{-1}$.

3. Scale-free networks

Scale-free networks have a power-law degree distribution, namely, the probability to pick at random a node of degree k is:

$$p(k) \propto k^{-\alpha}.$$

In general, $2 < \alpha < 3$. Let us assume, with no loss of generality, that we have a scale-free network \mathcal{G}_{SF} whose degree sequence $\sigma_{\mathcal{G}_{\text{SF}}} = k(v_1), \dots, k(v_n)$ is ordered such that:

$$k(v_1) \geq k(v_2) \geq \dots \geq k(v_n).$$

It is known that if the *frequency* distribution is a power-law, then, the rank distribution follows also a power law $p(v_i) \propto i^{-\beta}$ [14], with a relation between exponents like:

$$\alpha = \frac{1 + \beta}{\beta}.$$

In general, for $\alpha > 2$, $\beta < 1$, leading the (ordered) undirected degree sequence of the scale-free network \mathcal{G}_{SF} to observe the following scaling relation:

$$k(v_i) \propto i^{-\beta}.$$

As above, one builds the DAG by defining the sense of the arrows attending the labelling provided in the undirected degree sequence, namely $e_{ij} \in E_{\text{SF}}^D \Leftrightarrow e_{ij} \in E_{\text{SF}}$ and $j < i$. Now we apply directly equation (12) of the main text, which gives us the transition probabilities of the random walker over $\mathcal{G}_{\text{SF}}^D$. First, notice that one can approach

$$\sum_{j < i} k(v_j) \approx \int_1^i x^{-\beta} dx \approx \frac{i^{1-\beta}}{1-\beta},$$

(since $\beta < 1$). Therefore, one has that:

$$\begin{aligned} p(k|i, e_{ik} \in E) p(e_{ik} \in E) &= \frac{k(v_k)}{\sum_{j < i} k(v_j)} \\ &= \frac{(1-\beta)k^{-\beta}}{i^{1-\beta}}. \end{aligned}$$

Thus, equation (11) of the main text is rewritten as:

$$p(k|i) = \begin{cases} \frac{(1-\beta)k^{-\beta}}{i^{1-\beta}} & \text{if } i > k \\ 0 & \text{otherwise.} \end{cases}$$

We observe that the above equation is exactly the equation for the transition probabilities of a SSRP whose prior probabilities q scale as a power law $q(i) \sim i^{-\beta}$, with $\beta > -1$. As shown in the main text, equation (3) and Table I, the expected distribution of visits to the states—in these case, nodes—is proven to be $p(v_i) \propto i^{-1}$, i.e., Zipf's law.

Appendix B: Continuous SSRPs

Let us have an interval $\Omega \in \mathbb{R}$, $\Omega = (0, N]$. The prior probability density q is defined from a function $f : \Omega \rightarrow \mathbb{R}^+$, with smooth derivatives, as follows:

$$q(x) = \begin{cases} f(x) & \text{iff } x \in [1, N] \\ f(1) & \text{otherwise.} \end{cases} \quad (\text{B1})$$

Since this represents a probability density, one imposes that:

$$\int_{\Omega} q(x)dx = 1.$$

The condition that for $x \in (0, 1)$ $q(x) = f(1)$ is given to depict that there is a trapping region of finite measure. As we shall see, the particular choice of such a measure has no consequences for the global statistical patterns, as long as it is finite. We will refer to this sink region as Ω_1 . In addition, for any $x \in \Omega \setminus \Omega_1$ we define the interval $\Omega_x = (0, x)$, which is the sampling space from point x . These sampling spaces are ordered by inclusion, meaning that if $x, y \in \Omega$ and $x > y$, then $\Omega_y \subset \Omega_x$.

1. Noiseless continuous SSRPs

With the example of the staircase in mind, now we describe a SSRP ψ over a continuous sampling space—see Fig. 1 of this Appendix. We start in the extreme of the interval, $x = N$, and we choose any point of Ω following the probability density q . Suppose we land in $x < N$. Then, at time $t = 1$ we choose at random some point $x' \in \Omega_x$ following a probability density proportional the q . We run the process until a point of $z \in \Omega_1$ is reached. As we said above, Ω_1 operates as the sink region. Then the process stops. The SSRP ψ can be described through the transition probabilities between the elements of $x, y \in \Omega$ such that $y > 1$ as follows:

$$p(x|y) = \begin{cases} q(x)/g(y) & \text{iff } x < y \\ 0 & \text{otherwise,} \end{cases} \quad (\text{B2})$$

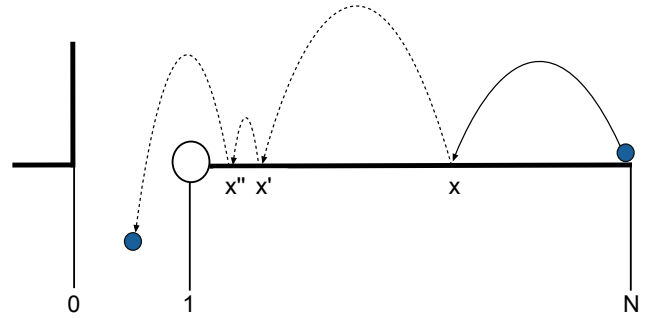


FIG. 4: Continuous SSRPs: A ball bouncing over a segment $\Omega = [0, N] \in \mathbb{R}$ to the left and, at each step, it lands at a given point of Ω according to a prior probability density $q(x)dx$. The process stops when the ball falls into the trap, a region of finite measure represented in the Fig. as the interval $[0, 1]$. As we shall see, the size of the interval and the trap are totally incidental: We only require that both the trapping and non-trapping region have non-zero measure.

where $g(y)$ is the cumulative density distribution evaluated at point y , namely:

$$g(y) = \int_{\Omega_y} q(x)dx = \int_1^y q(x)dx + f(1).$$

We are interested on the probability density p which governs the probability of visits along Ω after the sampling process ψ . To this end, we start with the following self-consistent relation for p :

$$p(x) = \int_{\Omega \setminus \Omega_x} p(x|y)p(y)dy. \quad (\text{B3})$$

Recall that the integration limits $\int_{\Omega \setminus \Omega_x} \sim \int_x^N$ depict the fact that a particular state x can only be reached from a state $y > x$. From this integral form we now differentiate:

$$\frac{dp}{dx} = \frac{d}{dx} \left(\int_{\Omega \setminus \Omega_x} p(x|y)p(y)dy \right). \quad (\text{B4})$$

In agreement to equation (B2), $p(x|y) = q(x)/g(y)$ if $y > 1$ and $y > x$. Equation (B4) can be expanded using the Leibniz rule. From this expansion we get two terms which can be rewritten as:

$$\begin{aligned} \int_{\Omega \setminus \Omega_x} \frac{dp(x|y)}{dx} p(y)dy &= \frac{1}{q(x)} \frac{dq}{dx} \int_{\Omega \setminus \Omega_x} \frac{q(x)}{g(y)} p(y)dy \\ &= \frac{1}{q(x)} \frac{dp}{dx} p(x), \end{aligned}$$

and

$$-\frac{q(x)}{g(x)} p(x).$$

This leads to a general differential equation governing the dynamics of SSRPs under arbitrary prior probabilities q :

$$\frac{dp}{dx} = \left(\frac{1}{q(x)} \frac{dq}{dx} - \frac{q(x)}{g(x)} \right) p(x).$$

The above equation can be easily integrated in the interval $(1, N]$, by observing that, from the above equation, one gets:

$$\frac{dp}{p(x)} = \frac{d}{dx} \log \left(\frac{q(x)}{g(x)} \right) dx.$$

So, one has:

$$\log p(x) = \log \left(\frac{q(x)}{g(x)} \right) + \kappa,$$

being κ an integration constant to be determined after normalisation. The above equation has, as a general solution for points $\Omega \setminus \Omega_1$:

$$p(x) = \frac{1}{Z} \frac{q(x)}{g(x)}, \quad (\text{B5})$$

where Z is the normalisation constant

$$Z = \int_{\Omega} \frac{q(y)}{g(y)} dy.$$

This defines the way the prior probabilities q are *deformed* when sampled through the SSRP ψ in the region $x \in \Omega \setminus \Omega_1$. As we see, is the exact continuous counterpart of equation (8) of the main text.

2. Continuous SSRPs with noise

Let us have an interval $\Omega = (0, N] \in \mathbb{R}^+$ over which we define a probability density q defined as in equation (B1). The *noisy* SSRP ψ_{λ} starts at $x = N$ and jumps to any point in $x' \in \Omega$, according to the prior probabilities q .

From x' the system has two options: (i) with probability λ the process jumps to any $x'' \in \Omega_{x'}$, i.e., continues the SSRP we described above or, (ii) with probability $1 - \lambda$ jumps to *any* point $x'' \in \Omega$, following a standard process of sampling without memory. The process stops when jumps to a member of the *sink* set, namely to a $x \leq 1$. The transition probabilities now read, ($\forall y > 1$):

$$p(x|y) = \begin{cases} \lambda q(x)/g(y) + (1 - \lambda)q(x) & \text{iff } x < y \\ (1 - \lambda)q(x) & \text{otherwise,} \end{cases} \quad (\text{B6})$$

Notice that the noise enables the process to step back from y to x , in spite $x > y$. Proceeding in an exactly analogous way we proceed in equation (B3) one gets, after some algebra, the following differential equation:

$$\frac{dp}{dx} = \left(\frac{1}{q(x)} \frac{dq}{dx} - \lambda \frac{q(x)}{g(x)} \right) p(x). \quad (\text{B7})$$

The above equation can be integrated in the general case, leading to the following solution for points in $\Omega \setminus \Omega_1$:

$$p_{\lambda}(x) = \frac{1}{Z_{\lambda}} \frac{q(x)}{g^{\lambda}(x)}, \quad (\text{B8})$$

which depicts how the noisy SSR deforms the underlying prior probabilities q being Z_{λ} the normalisation constant. Interestingly, if $\lambda < 1$, i.e., a noisy *SSR*, λ has the role of a scaling exponent. We observe that we recover the standard SSRP ψ described above in equation (B2) if $\lambda \rightarrow 1$ (no noise) and the prior probabilities q if we have total noise, as expected.

We finally point out that the obtained results for the continuous SSRPs mimic the ones found for their discrete counterparts.