

Towards a Biologically Plausible Backprop

Benjamin Scellier and Yoshua Bengio*

Université de Montréal, Montreal Institute for Learning Algorithms

December 3, 2024

Abstract

This work follows Bengio and Fischer (2015) in which theoretical foundations were laid to show how iterative inference can backpropagate error signals. Neurons move their activations towards configurations corresponding to lower energy and smaller prediction error: a new observation creates a perturbation at visible neurons that propagates into hidden layers, with these propagated perturbations corresponding to the back-propagated gradient. This avoids the need for a lengthy relaxation in the positive phase of training (when both inputs and targets are observed), as was believed with previous work on fixed-point recurrent networks. We show experimentally that energy-based neural networks with several hidden layers can be trained at discriminative tasks by using iterative inference and an STDP-like learning rule. The main result of this paper is that we can train neural networks with 1, 2 and 3 hidden layers on the permutation-invariant MNIST task and get the training error down to 0.00%. The results presented here make it more biologically plausible that a mechanism similar to back-propagation may take place in brains in order to achieve credit assignment in deep networks. The paper also discusses some of the remaining open problems to achieve a biologically plausible implementation of backprop in brains.

1 Introduction

It has been hypothesized numerous times (Hinton and Sejnowski, 1986; Friston and Stephan, 2007; Berkes *et al.*, 2011), that, given a state of sensory information (current and past inputs), neurons are collectively performing inference, i.e., moving towards configurations that better “explain” the observed sensory data. We can think of the configuration of internal neurons (hidden units or latent variables) as an “explanation” (or “interpretation”) for the observed sensory data.

This work is only a stepping stone towards a full theory of learning in deep biological networks that performs a form of credit assignment that would be credible from a machine learning point of view and would scale to very large networks. We focus on a simple setup in which inputs are clamped, the network relaxes to a fixed point, at which predictions are read out. When target values for output units are observed, this creates a perturbation in the network that we show corresponds to propagating gradients into hidden layers, as initially proposed by Bengio and Fischer (2015). We show how this can be used to perform gradient descent on the prediction error, when the updates correspond to the STDP-like rule proposed by Bengio *et al.* (2015a). Several points, elaborated at the end of this paper, still need to be elucidated before a complete theory of learning, inference and credit assignment is elaborated that is both biologically plausible and makes sense from a machine learning point of view for whole networks (with global optimization of the whole network and not being limited to learning of visible neurons that receive a target). In particular, the proposed energy-based model requires symmetry of connections, but note that hidden units in the model need not correspond exactly to actual neurons in the brain (it could be groups of neurons in a cortical microcircuit, for example). It remains to be shown how a form of symmetry could arise from the learning procedure itself or if a different formulation could eliminate the symmetry requirement.

We believe that the contributions of this article are the following:

- We lay theoretical foundations that guarantee that our model makes sense from a machine learning perspective, i.e., that the proposed STDP update rule corresponds to stochastic gradient descent on a prediction error.
- This shows that leaky integrator neural computation in a recurrent neural network can be interpreted as performing both inference and back-propagation of errors. This avoids the need for a side network that is not biologically plausible for implementing back-propagation.

*Y.B. is also a Senior Fellow of CIFAR

- We show experimentally that with such a procedure, it is possible to train a model with 1, 2 and 3 hidden layers on MNIST and get the training error down to 0.00%.
- The code for the model is available for replicating and extending the experiments.

2 Previous work (revisited)

In this section, we present the model first introduced in Bengio and Fischer (2015); Bengio *et al.* (2015a,b). The model is a continuous-time process $\{(\theta^{(t)}, s^{(t)}) : t \geq 0\}$ where, as usual in neural networks, s is the vector that represents the states of the units and $\theta = (W, b)$ represents the set of free parameters, which includes the synaptic weights $W_{i,j}$ and the neuron biases b_i (which control the activation threshold for each unit i and also correspond to the weight from a virtual constant input). The units are continuous-valued and would correspond to averaged voltage potential across time, spikes, and possibly neurons in the same minicolumn (they need not correspond exactly to actual neurons in the brain). Finally, ρ is an activation function such that $\rho(s_i)$ represents the firing rate of unit i . Next we will define neural computation (subsection 2.1) and see how it performs **both** inference (subsection 2.2) and *error back-propagation* (subsection 2.5).

2.1 Neural computation as leaky integrator

As usual in models of biological neurons, we assume that the neurons are performing leaky temporal integration of their past inputs. The time evolution of the neurons is assumed to follow the leaky integration equation

$$\frac{ds_i}{dt} = \frac{R_i(s) - s_i}{\tau}, \quad (1)$$

where $R_i(s)$ represents the pressure on neuron i from the rest of the network (and the value to which s_i would converge exponentially fast if $R_i(s)$ would not change) while τ is the time constant of the phenomenon. Moreover $R_i(s)$ is assumed to be of the form

$$R_i(s) \propto \sum_{j \neq i} W_{j,i} \rho(s_j) + b_i. \quad (2)$$

2.2 Neural computation does inference: going down the energy

One hypothesis in computational neuroscience is that biological neurons perform **iterative inference**. In our model, that means that the hidden units of the network gradually move towards configurations that are more probable, given the sensory input and according to the current "model of the world" associated with the parameters of the model.

One class of models based on iterative inference is the class of energy-based models, in which an energy function $E(\theta, s)$ drives the states of the units according to a dynamics of the form

$$\frac{ds}{dt} \propto -\frac{\partial E}{\partial s}(\theta, s), \quad (3)$$

i.e. s performs gradient descent on E , so that the network spontaneously moves toward low-energy configurations. In this paper we consider the following energy function, studied by Bengio and Fischer (2015):

$$E(\theta, s) := \frac{1}{2} \sum_i s_i^2 - \frac{1}{2} \sum_{i \neq j} W_{i,j} \rho(s_i) \rho(s_j) - \sum_i b_i \rho(s_i), \quad (4)$$

and we define the dynamics of the network by

$$\frac{ds}{dt} = -\frac{1}{\tau} \frac{\partial E}{\partial s}(\theta, s). \quad (5)$$

For the i -th unit we get

$$\frac{ds_i}{dt} = -\frac{1}{\tau} \frac{\partial E}{\partial s_i} = -\frac{1}{\tau} \left(s_i - \rho'(s_i) \left(\sum_{j \neq i} \frac{1}{2} (W_{i,j} + W_{j,i}) \rho(s_j) + b_i \right) \right) = \frac{R_i(s) - s_i}{\tau}, \quad (6)$$

with

$$R_i(s) = \rho'(s_i) \left(\sum_{j \neq i} \frac{1}{2} (W_{i,j} + W_{j,i}) \rho(s_j) + b_i \right). \quad (7)$$

For $R_i(s)$ to have the same form as in Eq. 2, we choose to impose symmetric connections, i.e. $W_{i,j} = W_{j,i}$, so that we get

$$R_i(s) := \rho'(s_i) \left(\sum_{j \neq i} W_{j,i} \rho(s_j) + b_i \right). \quad (8)$$

The factor $\rho'(s_i)$ would suggest that when a neuron is saturated (either being shut off or firing at the maximal rate), the external inputs have no impact on its state. In this case, the dynamics of s_i becomes $\frac{ds_i}{dt} = -\frac{s_i}{\tau}$, driving s_i towards 0 and bringing it out of the saturation region and back into a regime where the neuron is sensitive to the outside feedback, so long as $\rho(0)$ is not a saturated value.

The energy of the system decreases with time (θ being fixed) since

$$\frac{dE}{dt} = \frac{\partial E}{\partial s} \cdot \frac{ds}{dt} = -\tau \left\| \frac{ds}{dt} \right\|^2 \leq 0, \quad (9)$$

where we used Eq. 5. The energy stops decreasing when the network has reached a fixed point, i.e. $\frac{ds}{dt} = 0$. Notice that the following conditions are all equivalent:

$$\frac{ds}{dt} = 0 \quad \Leftrightarrow \quad \frac{\partial E}{\partial s}(\theta, s) = 0 \quad \Leftrightarrow \quad s = R(s). \quad (10)$$

The state s is a fixed point iff s is a local minimum of the energy function iff s is equal to the pressure $R(s)$. We will denote such a fixed point by s^0 .

2.3 STDP learning rule

Spike-Timing Dependent Plasticity (STDP) is believed to be the main form of synaptic change in neurons (Markram and Sakmann, 1995; Gerstner *et al.*, 1996) and it relates the expected change in synaptic weights to the timing difference between postsynaptic spikes and presynaptic spikes. Although it is the result of experimental observations in biological neurons, its generalization (outside of the experimental setups in which it was measured) and interpretation as part of a learning procedure that could explain learning in deep networks remains a topic where more exploration is needed.

Experimental results in Bengio *et al.* (2015a) show that if the weight changes satisfy

$$\frac{dW_{ij}}{dt} \propto \rho(s_i) \frac{ds_j}{dt}, \quad (11)$$

then we recover the biological observations made in Bi and Poo (2001) about Spike-Timing Dependent Plasticity. For this reason we refer to Eq. 11 as the **STDP learning rule**.

In this paper, we change the STDP learning rule from Bengio *et al.* (2015a) into

$$\frac{dW_{ij}}{dt} \propto \rho(s_i) \frac{d\rho(s_j)}{dt}. \quad (12)$$

The two rules are the same up to a factor $\rho'(s_j)$. However, with the hard sigmoid nonlinearity $\rho(s) = \max(0, \min(1, s))$ chosen for our experiments, s is forced to stay in the “active” range where $\rho'(s) = 1$. Note that this form of the STDP update rule is the same as the one studied by Xie and Seung (2000).

An advantage of this form of the STDP update rule is that it leads to a more natural view of the update for the tied symmetric value $W_{ij} = W_{ji}$. Assuming this constraint to be somehow enforced, the update should take into account the pressures from both the i to j and j to i synapses, so that the total update under constraint is

$$\frac{dW_{ij}}{dt} \propto \rho(s_i) \frac{d\rho(s_j)}{dt} + \rho(s_j) \frac{d\rho(s_i)}{dt} = \frac{d}{dt} \rho(s_i) \rho(s_j). \quad (13)$$

We will call Eq. 13 the **symmetric STDP learning rule**.

As an aside, let us show that the symmetric STDP learning rule can be expressed in terms of the following quantity J (a kind of kinetic energy) :

$$J := \left\| \frac{ds}{dt} \right\|^2. \quad (14)$$

Using Eq. 5, J can be rewritten

$$J = -\frac{1}{\tau} \frac{\partial E}{\partial s} \cdot \frac{ds}{dt} = -\frac{1}{\tau} \frac{dE}{dt} \quad (15)$$

where the differentiation with respect to time is performed with fixed θ . Differentiating J with respect to W we get

$$\frac{\partial J}{\partial W_{ij}} = -\frac{1}{\tau} \frac{\partial}{\partial W_{ij}} \frac{dE}{dt} = -\frac{1}{\tau} \frac{d}{dt} \frac{\partial E}{\partial W_{ij}} = \frac{1}{\tau} \frac{d}{dt} \rho(s_i) \rho(s_j). \quad (16)$$

Therefore the symmetric STDP learning rule can be rewritten:

$$\frac{dW}{dt} \propto \frac{\partial J}{\partial W}. \quad (17)$$

2.4 Expanding the Energy Function to Include External Influences

Consider a neural network with a general architecture where the set of units s is split into a set of visible units v and a set of hidden units h , i.e. $s = (v, h)$. Like in previous work inspired by the Boltzmann machine, we will use the terminology of “positive phase” and “negative phase” to distinguish two phases of training. In the Boltzmann machine the positive phase is with v fully observed (or clamped to v_{data}) and the negative phase with v partially or fully unobserved. In our model the phases actually correspond to the network following the gradient of the energy function, but with or without a term that drives some or all of the visible units towards the value of external signals (v_{data}). By contrast with the Boltzmann machine, in the positive phase v is not necessarily clamped, but the additional term pushes v towards v_{data} .

For this purpose, we introduce a new term to the energy function that drives the neurons, a term that corresponds to prediction error and that can push visible units towards observed values for any subset of the visible units:

$$C_\beta(v) := \frac{1}{2} \sum_i \beta_i (v_{\text{data},i} - v_i)^2 \quad (18)$$

where $\beta_i \geq 0$ controls whether v_i is pushed towards $v_{\text{data},i}$ or not, and by how much. The total actual energy is thus

$$F(\theta, s, \beta) := E(\theta, s) + C_\beta(v) \quad (19)$$

and the state s of the network evolves according to

$$\frac{ds}{dt} = -\frac{1}{\tau} \frac{\partial F}{\partial s}(\theta, s, \beta). \quad (20)$$

The case $\beta = 0$ corresponds to the negative phase when all the units evolve freely according to the dynamics of the network (Eq. 5), i.e. $\frac{ds}{dt} \propto -\frac{\partial E}{\partial s}$. When $\beta_i > 0$, the additional term $-\frac{\partial C_\beta}{\partial v_i} = \beta_i (v_{\text{data},i} - v_i)$ drives the visible unit v_i towards $v_{\text{data},i}$. In the limit $\beta_i \rightarrow +\infty$, the visible unit v_i moves infinitely fast towards $v_{\text{data},i}$, i.e. v_i is immediately clamped to $v_{\text{data},i}$ and is no longer sensitive to the pressure from the rest of the network. The case $\beta = +\infty$ (here we mean that $\beta_i \rightarrow +\infty$ for every visible unit i) corresponds to the positive phase with v clamped in the terminology of Boltzmann machines.

The network eventually settles to a minimum of the energy function F (for fixed θ and β). Similarly to Eq. 10 we have:

$$\frac{ds}{dt} = 0 \quad \Leftrightarrow \quad \frac{\partial F}{\partial s}(\theta, s, \beta) = 0 \quad \Leftrightarrow \quad h = R_h(s) \quad \text{and} \quad (1 + \beta) \odot v = R_v(s) + \beta \odot v_{\text{data}}, \quad (21)$$

where \odot is the elementwise product. We call a state s that satisfies these conditions a β -fixed point and denote it by s^β . Thus a β -fixed point s^β is characterized by

$$\frac{\partial F}{\partial s}(\theta, s^\beta, \beta) = 0. \quad (22)$$

The state s^β is the fixed point to which the network eventually settles when it is driven by the dynamics of Eq. 20. For $\beta = 0$ on the visible units that we want the network to predict, we call s^0 the negative fixed point.

2.5 Early inference recovers backpropagation

In Bengio and Fischer (2015), it is shown how iterative inference can also backpropagate error signals in a multi-layer network. In this subsection we revisit this result.

When addressing the supervised learning scenario where one wants to predict y_{data} from x_{data} , we distinguish two groups of visible units, the inputs x and the outputs y , with their respective β :

$$C_\beta(x, y) := \frac{1}{2} \beta_x \|x_{\text{data}} - x\|^2 + \frac{1}{2} \beta_y \|y_{\text{data}} - y\|^2 \quad (23)$$

where $(x, y) = v$ and β_x and β_y are non-negative scalars. We write $\beta = (\beta_x, \beta_y)$. In the supervised setting studied here, we choose $\beta_x = +\infty$ so that the inputs are always clamped, just like in other models such as the conditional Boltzmann machine. Depending on whether we are in the negative or positive phase, we choose $\beta_y = 0$ or $\beta_y > 0$, i.e. the target outputs are not or are observed.

To simplify notations, since $\beta_x = +\infty$ and x_{data} is always clamped, and since θ is considered fixed in this subsection, we will write $F_{\beta_y}(h, y)$ for the energy function and s^{β_y} for its fixed point:

$$F_{\beta_y}(h, y) := E(x_{\text{data}}, h, y) + \beta_y C(y), \quad (24)$$

where $C(y)$ is the prediction error:

$$C(y) := \frac{1}{2} \|y_{\text{data}} - y\|^2 \quad (25)$$

We will use $\beta_y = 0$ for the negative phase and $\beta_y > 0$ for the positive phase.

Suppose that the network is settled to a negative fixed point $s^0 = (x_{\text{data}}, h^0, y^0)$, that is

$$\frac{\partial F_0}{\partial h}(h^0, y^0) = 0 \quad \text{and} \quad \frac{\partial F_0}{\partial y}(h^0, y^0) = 0. \quad (26)$$

The prediction error is measured at the negative fixed point s^0 and is equal to

$$C(y^0) = \frac{1}{2} \|y_{\text{data}} - y^0\|^2. \quad (27)$$

Then, at time $t = 0$, the positive phase starts: y_{data} is observed and we change β_y from 0 to a positive value, gradually driving the output units y from their fixed point value y^0 , towards y_{data} . Notice that at the beginning of the positive phase $s = s^0$ is at equilibrium for all the units except those for which a new observation is made, i.e. the output units $y = y^0$ are not at equilibrium. More precisely we have

$$\left. \frac{dy}{dt} \right|_{t=0} = -\frac{1}{\tau} \frac{\partial F_{\beta_y}}{\partial y}(h^0, y^0) = -\frac{\beta_y}{\tau} \frac{\partial C}{\partial y}(y^0) = \beta_y \frac{y_{\text{data}} - y^0}{\tau}, \quad (28)$$

$$\left. \frac{dh}{dt} \right|_{t=0} = -\frac{1}{\tau} \frac{\partial F_{\beta_y}}{\partial h}(h^0, y^0) = 0. \quad (29)$$

Indeed we are still at the negative phase fixed point, where the “position” has not changed, and only “velocity” on y is non-zero, due to a change in the energy function introduced by the novel observation. Since y has not changed, the pressure on h has not changed (yet).

Then, starting from Eq. 20 (for h rather than s) and differentiating with respect to time, we get

$$\frac{d^2 h}{dt^2} = -\frac{1}{\tau} \frac{d}{dt} \frac{\partial F_{\beta_y}}{\partial h} = -\frac{1}{\tau} \left(\frac{\partial^2 F_{\beta_y}}{\partial y \partial h} \cdot \frac{dy}{dt} + \frac{\partial^2 F_{\beta_y}}{\partial h^2} \cdot \frac{dh}{dt} \right) \quad (30)$$

where we use that

$$\frac{df}{dt} = \frac{\partial f}{\partial y} \cdot \frac{dy}{dt} + \frac{\partial f}{\partial h} \cdot \frac{dh}{dt}, \quad (31)$$

with the function $f(h, y) = \frac{\partial F_{\beta_y}}{\partial h}(h, y)$. Injecting the initial values of $\frac{dy}{dt}$ (Eq. 28) and $\frac{dh}{dt}$ (Eq. 29) at time $t = 0$ in Eq. 30 we get

$$\left. \frac{d^2 h}{dt^2} \right|_{t=0} = \frac{\beta_y}{\tau^2} \frac{\partial^2 F_{\beta_y}}{\partial h \partial y} \cdot \frac{\partial C}{\partial y} \quad (32)$$

where we use that the cross derivatives of F_{β_y} are symmetric. Using Eq. 6 for y rather than only for s , we have $\frac{\partial^2 F}{\partial h \partial y} = -\frac{\partial R_y(s)}{\partial h}$. Therefore we have

$$\left. \frac{d^2 h}{dt^2} \right|_{t=0} = -\frac{\beta_y}{\tau^2} \frac{\partial R_y}{\partial h} \cdot \frac{\partial C}{\partial y} = -\frac{\beta_y}{\tau^2} \frac{\partial \hat{C}}{\partial h}, \quad (33)$$

where we define $\hat{C}(h) := C(R_y(x_{\text{data}}, h, y))$ taken at the point y that is at equilibrium given x_{data} and h , i.e. y is such that $\frac{\partial F}{\partial y}(x_{\text{data}}, h, y) = 0$.

From the above, we see that *the early change of h from its fixed point (where $\frac{dh}{dt}$ is initially 0) is in the direction opposite to the error gradient*: early propagation of perturbations due to the output units moving towards their target propagates into perturbations of hidden units in the direction opposite to the gradient of the prediction error C . A related demonstration was made by Bengio and Fischer (2015) in the case of a regular multi-layer network and the discrete-time setting, relying on small difference approximations.

2.6 Deriving Contrastive Hebbian Learning from the STDP learning rule

A connection between Backpropagation and Contrastive Hebbian Learning was shown previously in Xie and Seung (2003). We have seen in subsection 2.5 a connection between iterative inference and backpropagation. In this subsection we show a connection between the STDP learning rule and Contrastive Hebbian Learning in energy-based models. In a differential form, the symmetric STDP learning rule (13) can be written

$$dW_{ij} \propto d(\rho(s_i)\rho(s_j)). \quad (34)$$

As in subsection 2.5, we denote the state of the network by $s = (x, h, y)$ where x , h and y are the input, hidden and output units respectively. Consider the following procedure:

1. Negative phase ($\beta_x = +\infty$ and $\beta_y = 0$): let the network relax and settle to a negative fixed point $s^0 = (x_{\text{data}}, h^0, y^0)$; don't update the weights during this phase.
2. Positive phase ($\beta_x = +\infty$ and $\beta_y > 0$): starting from s^0 , let the network relax and settle to a β -fixed point $s^\beta = (x_{\text{data}}, h^\beta, y^\beta)$; update the weights according to the symmetric STDP learning rule (Eq. 34) on the path from s^0 to s^β .

By integrating (34) on the path from s^0 to s^β , we get

$$\Delta W_{ij} \propto \rho(s_i^\beta)\rho(s_j^\beta) - \rho(s_i^0)\rho(s_j^0). \quad (35)$$

If we assume that the weight updates on the path from s^0 to s^β are too small to influence the trajectory of s significantly, then the two following update procedures must be equivalent:

1. Update the weights according to (34) continuously on the path from s^0 to s^β .
2. Update the weights according to (35) at the end of the positive phase.

Note that if we choose $\beta_y = +\infty$ in the positive phase (i.e. y_{data} is clamped), Eq. 35 is the contrastive Hebbian learning rule Xie and Seung (2003):

$$\Delta W_{ij} \propto \rho(s_i^{+\infty})\rho(s_j^{+\infty}) - \rho(s_i^0)\rho(s_j^0).$$

The difference with contrastive Hebbian learning is that here we are proposing to have a very short positive phase relaxation, by picking β very small. As discussed next, this allows us to get the correct gradient of the prediction error on the weights as well as to considerably reduce computation by making the positive phase just long enough for information to (back-)propagate from outputs to hidden layers.

3 Link to Recurrent Back-Propagation and Getting Rid of the Positive Phase Relaxation

Comparing the analysis presented here with the early work (Pineda, 1987; Almeida, 1987) on recurrent back-propagation (for recurrent networks that converge to a fixed point to obtain their prediction) as well as with the work of Xie and Seung (2003) on the back-propagation interpretation of contrastive Hebbian learning may suggest an apparent contradiction: these earlier work all require an iterative relaxation in the positive phase (after the target y is observed and clamped on the output units), whereas we are proposing here and in Bengio and Fischer (2015) that the early part of this relaxation is sufficient to obtain the required gradients. We present an explanation for this discrepancy here.

We have seen in Section 2.5 that the early steps of inference in the energy-based model recovers backpropagation of errors through the network. To obtain a full back-propagation algorithm we also show that such a short inference, combined with our STDP update rule, gives rise to stochastic gradient descent on the prediction error. To achieve this, we will consider a value of β that is only barely greater than zero, which corresponds to only nudging the output units towards a value that would reduce prediction error.

Besides computational efficiency, another reason for avoiding the positive phase relaxation suggested by Eq. 40 is that *it does not follow exactly the same kind of dynamics as the negative phase relaxation because it uses a linearization of the neural activation rather than the fully non-linear activation*. From a biological plausibility point of view, having to use a different kind of hardware and computation for the “forward” and “backward” phases is not satisfying. This issue is “addressed” by Xie and Seung (2003) by assuming that the feedback weights are tiny compared to the feedforward weights (thus making the feedback weights only induce infinitesimal perturbations on the hidden units’ state). Again, this introduces a hypothesis which seems to hardly match biology.

We use a different trick that both gets rid of the need for a positive phase relaxation and avoids the assumption of infinitesimal feedback weights. The idea relies on the observation that *we are only looking for the gradient of C* , which only asks how a small change in h^- or θ would yield a small change in C . Thus we do not need to relax y all the way to y_{data} : we only need to nudge it in the direction $-\frac{\partial C}{\partial y}$. This corresponds to picking $\beta_y = \text{positive but infinitesimal}$.

3.1 Reformulation of the problem

Recall that in the supervised setting we write the state $s = (x, h, y)$ where x , h and y are the inputs, the hidden units and the outputs respectively. The “negative phase” corresponds to the choice of $\beta = (\beta_x, \beta_y)$ with $\beta_x = +\infty$ and $\beta_y = 0$ in the energy function F . We will argue that, after the network has settled to a negative phase fixed point s^0 , the correct thing to do from a machine learning perspective is a positive phase, not with $\beta_y = +\infty$, but with a “small” $\beta_y > 0$.

We can frame the training objective as the following constrained optimization problem:

$$\begin{aligned} & \text{find } \min_{\theta, s} C(s) \\ & \text{subject to } \frac{\partial E}{\partial s}(\theta, s) = 0. \end{aligned}$$

As usual for constrained optimization problems, we introduce the Lagrangian:

$$L(\theta, s, \lambda) := C(s) + \lambda \cdot \frac{\partial E}{\partial s}(\theta, s). \quad (36)$$

As usual in this setting, starting from the current parameter θ , we first find s^* and λ^* such that

$$\frac{\partial L}{\partial \lambda}(\theta, s^*, \lambda^*) = 0 \quad \text{and} \quad \frac{\partial L}{\partial s}(\theta, s^*, \lambda^*) = 0, \quad (37)$$

and then we do one step of gradient descent on L with respect to θ , i.e.

$$\Delta \theta \propto -\frac{\partial L}{\partial \theta}(\theta, s^*, \lambda^*) = -\lambda^* \cdot \frac{\partial^2 E}{\partial \theta \partial s}(\theta, s^*). \quad (38)$$

The first condition in Eq. 37 translates into $\frac{\partial E}{\partial s}(\theta, s^*) = 0$, i.e. $s^* = s^0$ is the “negative phase” fixed point. The second condition translates into

$$\frac{\partial C}{\partial s}(s^0) + \lambda^* \cdot \frac{\partial^2 E}{\partial s^2}(\theta, s^0) = 0. \quad (39)$$

Note that solving the above equation in λ^* can in principle be achieved by a fixed point iteration in a linearized form of the recurrent network, and this is the method proposed by Pineda (1987); Almeida (1987):

$$\frac{\partial C}{\partial s}(s^0) + (I - R'(s^0))\lambda^* = 0 \quad \Rightarrow \quad \lambda^* = R'(s^0)\lambda^* - \frac{\partial C}{\partial s}(s^0). \quad (40)$$

Instead, here, we will introduce and study a shortcut that does not require such a long relaxation, only the propagation of perturbations across the layers.

First, let us consider another equation whose solution is equivalent in order to find a λ^* that satisfies Eq. 39. We will show shortly that this solution is $\lambda^* = \left. \frac{ds^\beta}{d\beta} \right|_{\beta=0}$, which in practice we will approximate by $\lambda^* \propto s^\beta - s^0$ for a small $\beta > 0$. Recall the definition of a β -fixed point (Eq. 22). Taking the differential of Eq. 22 for fixed θ , we get

$$\frac{\partial^2 F}{\partial s^2} \cdot ds^\beta + \frac{\partial^2 F}{\partial \beta \partial s} d\beta = 0, \quad (41)$$

which can be rewritten

$$\left(\frac{\partial^2 E}{\partial s^2} + \beta \frac{\partial^2 C}{\partial s^2} \right) \cdot ds^\beta + \frac{\partial C}{\partial s} d\beta = 0 \quad (42)$$

since $\frac{\partial F}{\partial \beta} = C$. Finally, dividing by $d\beta$ and evaluating at $\beta = 0$ we get

$$\frac{\partial^2 E}{\partial s^2}(\theta, s^0) \cdot \frac{ds^\beta}{d\beta} \Big|_{\beta=0} + \frac{\partial C}{\partial s}(s^0) = 0. \quad (43)$$

Thus $\frac{ds^\beta}{d\beta} \Big|_{\beta=0}$ satisfies the same equation as λ^* (Eq. 39) and we conclude that $\lambda^* = \frac{ds^\beta}{d\beta} \Big|_{\beta=0}$. Finally, injecting the values of s^* and λ^* in Eq. 38, and using $\frac{\partial E}{\partial W_{ij}} = \rho(s_i)\rho(s_j)$, we get

$$\Delta W_{ij} \propto -\lambda^* \cdot \frac{\partial^2 E}{\partial W_{ij} \partial s}(\theta, s^*) = -\frac{ds^\beta}{d\beta} \Big|_{\beta=0} \cdot \frac{\partial^2 E}{\partial s \partial W_{ij}}(\theta, s^0) = \frac{ds^\beta}{d\beta} \Big|_{\beta=0} \cdot \frac{\partial}{\partial s} \rho(s_i) \rho(s_j) \Big|_{s=s^0} = \frac{d}{d\beta} \rho(s_i^\beta) \rho(s_j^\beta) \Big|_{\beta=0}. \quad (44)$$

In practice, after running the negative phase and reaching the state s^0 , we run a positive phase with small β and reach s^β , and finally we update

$$\Delta W_{ij} \propto \rho(s_i^\beta) \rho(s_j^\beta) - \rho(s_i^0) \rho(s_j^0). \quad (45)$$

As argued in subsection 2.6 this is equivalent to update the weights according to the symmetric STDP learning rule

$$\frac{dW_{ij}}{dt} \propto \frac{d}{dt} \rho(s_i) \rho(s_j) \quad (46)$$

all the way from s^0 to s^β .

In fact we don't even need to let the network relax until it reaches s^β . Indeed in Subsection 2.5 we showed that early moves of s at the point s^0 go in the direction that minimizes C . That means that they go in the direction that minimizes F since E does not contribute to these moves at $s = s^0$.

Hence we have found that (a) stochastic gradient descent of the prediction error in a recurrent network with clamped inputs can be achieved with a very brief relaxation (just enough for signals to propagate from outputs into all the hidden layers) in which the output units are slightly driven towards their target and that (b) the update corresponds to the STDP update rule from Bengio *et al.* (2015a) as well as (when incorporating the symmetry constraint) to the contrastive Hebbian learning update.

4 Implementation of the model

In this section, we provide experimental evidence that our model is trainable, and we analyze the influence of various factors on the training time, the generalization error as well as the biological plausibility of the model.

We show that the STDP learning rule (13) can be used to train a neural network with several layers of hidden units to classify the MNIST digits.

For each example, training proceeds in two phases. During the first phase (that we call negative phase by analogy with Boltzmann Machines), we clamp $x = x_{\text{data}}$ and let the network relax until it settles to a (negative) fixed point $s^- = (x_{\text{data}}, h^-, y^-)$. During the negative phase, the weights W remain fixed. Then, during a second phase (called positive phase, or β -phase as discussed in section 3) we drive y towards y_{data} according to updates $y \leftarrow (1-\epsilon)y + \epsilon y_{\text{data}}$ and let the network relax for "a little bit" (see the next subsection for the a discussion about the duration of this relaxation).

4.1 Finite difference method

We choose $\tau = 1$ for the characteristic time. The obvious way to implement the iterative inference procedure as defined in (5) is to discretize time into short time lapses of duration ϵ and update each unit s_i according to

$$s_i \leftarrow s_i - \epsilon \frac{\partial E}{\partial s_i} = (1-\epsilon)s_i + \epsilon R_i(s),$$

that is

$$s_i \leftarrow (1-\epsilon)s_i + \epsilon \rho'(s_i) \left(\sum_{j \neq i} W_{j,i} \rho(s_j) + b_i \right). \quad (47)$$

This is simply one step of gradient descent on the energy, with step size ϵ , as described in Bengio and Fischer (2015).

For our experiments (see subsection 4.2) we choose the hard sigmoid as an activation function, i.e. $\rho(s) = 0 \vee s \wedge 1$, where \vee denotes the max and \wedge the min. Also, rather than the standard gradient descent (47), we will use a slightly modified version:

$$s_i \leftarrow 0 \vee \left((1 - \epsilon)s_i + \epsilon \rho'(s_i) \left(\sum_{j \neq i} W_{j,i} \rho(s_j) + b_i \right) \right) \wedge 1. \quad (48)$$

Indeed, for this choice of ρ , the form of $R_i(s)$ (Eq. 8) shows that when s_i reaches $s_i = 0$, the fact that $\rho'(0^-) = 0$ prevents s_i from going further in the range of negative values. Similarly, s_i cannot reach values above 1. Therefore s_i always remains in the domain $0 \leq s_i \leq 1$. Hence Eq. 48. This little detail is more important than it seems at first glance: if at some point the i th unit was in the state $s_i < 0$, then Eq. 47 would simplify to $s_i \leftarrow (1 - \epsilon)s_i$, which would give again $s_i < 0$. As a consequence s_i would be doomed to remain in the negative range forever, being totally insensitive to the pressure of the surrounding units. This issue was already mentioned in Bengio and Fischer (2015).

Two questions arise:

1. What step size ϵ should we choose ?
2. How long do the negative phase and positive phase relaxations need to last (as functions of τ)?

Step size ϵ . Figure 1 shows that the choice of ϵ has little influence as long as $0 < \epsilon < 1$. In our experiments we choose $\epsilon = 0.5$ to avoid extra unnecessary computations.

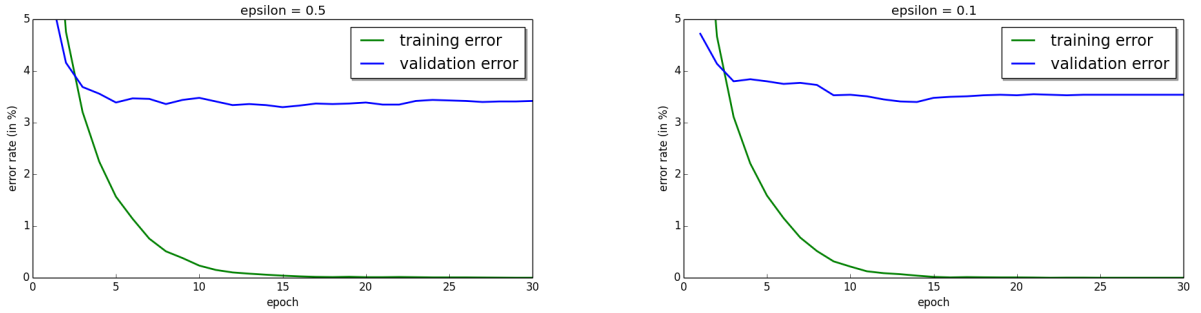


Figure 1: The choice of ϵ has little influence on the training. The neural network trained has 1 hidden layer of 500 units. The durations for the negative phase and positive phase are 10τ and 2τ respectively. The left figure corresponds to $\epsilon = 0.5$ (so we perform 20 iterations for the negative phase and 4 iterations for the positive phase). The right figure corresponds to $\epsilon = 0.1$ (so we perform 100 iterations for the negative phase and 20 iterations for the positive phase).

Duration of the negative phase relaxation. We find experimentally that the number of iterations required for the negative phase relaxation is large and grows fast as the number of layers increases, which could slow down training. More experimental and theoretical investigation would be needed to analyze the number of iterations required, but we leave that for future work.

Duration of the positive phase. As discussed in section 3, during the positive phase we only need to initiate the move of the units. Notice that the characteristic time τ represents the time needed for a signal to propagate from a layer to the next one with "significant amplitude". So the time needed for the error signals to backpropagate in the network is $n\tau$, where n is the number of layers.

4.2 Implementation details and results

We train multi-layer neural networks with 1, 2 and 3 hidden layers. Each hidden layer has 500 units. There is no connection within a layer and no skip connections. For efficiency of the experiments, we use mini batches of 20 training examples and we use $\epsilon = 0.5$ as the step size for each iteration. Only one global weight update is done at the end of the positive phase according to Eq. 35, rather than several weight updates after each step of the positive phase (Eq. 34).

To tackle the problem of the long negative phase relaxation and speed-up the simulations, we use "persistent particles" for the latent variables to re-use the previous fixed point configuration for a particular example as a starting point for the next negative phase relaxation on that example. This means that for each training example in the dataset, we store the state of the hidden layers at the end of the negative phase, and we use this to initialize the state of the network at the next epoch. This method is similar in spirit to the PCD algorithm for sampling from other energy-based models like the Boltzmann machine (Tieleman, 2008).

We find that it is important to choose different learning rates for the weight matrices of different layers. We denote by W_i the weight matrix between the layers L_{i-1} and L_i . We choose the learning rate α_i for W_i so that the quantities $\frac{\|\Delta W_i\|}{\|W_i\|}$ for $i = 1, \dots, n$ are approximately the same in average, where $\|\Delta W_i\|$ represents the weight change of W_i after seeing a minibatch.

The hyperparameters chosen for each model are shown in Table 1 and the results are shown in Figure 2

Number of hidden layers	number of iterations in the negative phase	number of iterations in the positive phase	α_1	α_2	α_3	α_4
1	20	4	0.1	0.05		
2	100	6	0.4	0.1	0.01	
3	500	8	0.128	0.032	0.008	0.002

Table 1: Hyperparameters chosen for each model (1, 2 and 3 hidden layers)

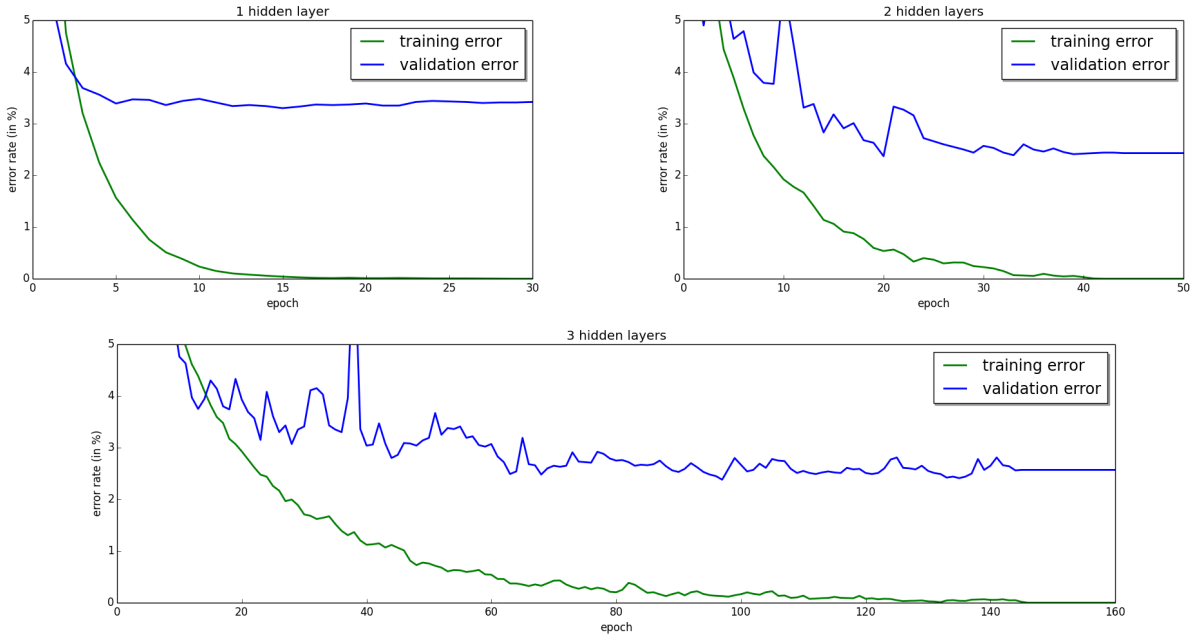


Figure 2: Training and validation error for neural networks with 1 hidden layer of 500 units (top left), 2 hidden layers of 500 units (top right), and 3 hidden layers of 500 units (bottom). The training error eventually decreases to 0.00% in all three cases.

4.3 Speeding up the relaxation

In this subsection we introduce an algorithm to accelerate the relaxation in both the negative phase and the positive phase. With the finite difference method (subsection 4.1), the number of iterations required to reach a negative fixed point with enough accuracy becomes very large as the number of hidden layers increases. The algorithm that we design here enables to train our networks 5 times as fast by speeding up convergence towards a fixed point. This algorithm is less biologically plausible but it establishes a link with forward propagation and backpropagation in feedforward networks, as well as Gibbs sampling in Boltzmann machines. The spirit of this algorithm is similar to going from ordinary Gibbs sampling (where only one unit is updated at a time) to block Gibbs sampling (where a whole layer is updated in parallel, given the layer below and the one above). Given the state of the layer above and the layer below some layer, we can analytically solve for the fixed point solution of the middle layer. By iterating these analytical fixed point solutions (conditional on clamping the other layers), we can greatly speed-up convergence of the relaxations.

Given the states s_{-i} of all units but unit i , one denotes by s_i^* the value of s_i that minimizes the energy:

$$s_i^* := \arg \min_{s_i} E(\theta, s_{-i}, s_i) = \arg \min_{s_i} \left[s_i^2 - \rho(s_i) \left(\sum_{j \neq i} W_{ij} \rho(s_j) + b_i \right) \right]. \quad (49)$$

The value s_i^* represents the equilibrium potential of unit i subjected to the constant external pressure $p_i = \sum_{j \neq i} W_{ij} \rho(s_j) + b_i$. The value s_i^* is a function of p_i , so we denote by π the mapping from p_i to s_i^* , i.e. $s_i^* = \pi(p_i)$. If ρ is differentiable everywhere, then to achieve $\frac{ds_i^*}{dt} = 0$, we must have s_i^* such that

$$s_i^* = \rho'(s_i^*) p_i. \quad (50)$$

Figure 3 shows the shape of the function π in two cases. When ρ is the hard sigmoid defined by $\rho(s) = 0 \vee s \wedge 1$ (where \vee denotes the max and \wedge denotes the min), then π is the hard sigmoid itself. When ρ is a soft sigmoid such as $\rho(s) = 1/(1 + e^{-4s})$, then π has no analytical expression and must be computed numerically. For this reason we choose the hard sigmoid for our experiments.

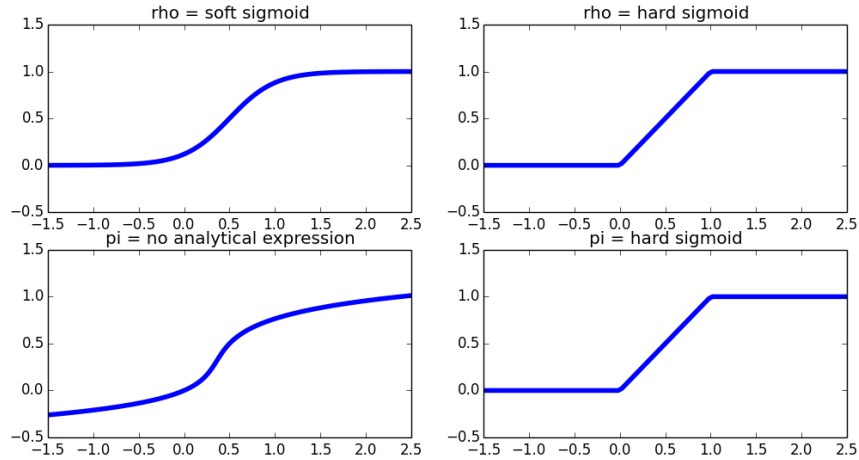


Figure 3: Two activation functions ρ (top) and their corresponding π functions (bottom). When ρ is the hard sigmoid (right), the function π is the hard sigmoid itself. On the other hand, when ρ is a soft sigmoid (left), the function π has no analytical expression and must be computed numerically. For this reason we choose the hard sigmoid for our experiments.

The function π can be used to update the units sequentially in a way similar to the Hopfield net or the Gibbs sampling algorithm in Boltzmann machines. Given the state s_{-i} of all units except unit i , the update rule for s_i is

$$s_i \leftarrow \pi \left(\sum_{j \neq i} W_{ji} \rho(s_j) \right). \quad (51)$$

In the case of a multi-layer network with no connection within a layer, one can update in parallel all the units within a layer given the state of the units in the other layers. We denote by L_0, L_1, \dots, L_n the layers of the network, where $L_0 = x$ and $L_n = y$. For the negative relaxation phase, we use the algorithm 1 (Forwardprop). For the positive phase, we use the algorithm 2 (Backprop). These algorithms are similar in spirit to the block Gibbs sampling procedure in Deep Boltzmann Machines. Also notice that these algorithms still work with skip connections.

Algorithm 1 Forwardprop

```

Clamp  $L_0 \leftarrow x_{data}$ .
repeat
  for  $k = 1$  to  $n - 1$  do
     $L_k \leftarrow \pi(W_{l-1}L_{k-1} + W_l^T L_{k+1})$ 
  end for
   $L_n \leftarrow \pi(W_{n-1}L_{n-1})$ 
until convergence.

```

Algorithm 2 Backprop

```

Clamp  $L_0 \leftarrow x_{data}$  and  $L_n \leftarrow y_{data}$ .
repeat
  for  $k = n - 1$  down to  $1$  do
     $L_k \leftarrow \pi(W_{l-1}L_{k-1} + W_l^T L_{k+1})$ 
  end for
until desired.

```

5 Discussion and future work

In the CD algorithm for RBMs, one starts from a positive equilibrium sample and then, during a negative phase, we do a few steps of iterative inference to get an approximate negative sample. However, for discriminative tasks, it makes more sense to do the contrary: start from a negative state and drive the prediction made towards the correct target during a positive phase. This is what our model does.

The same algorithms can be adapted to the unsupervised learning setting, and this is the subject of future work.

We could imagine introducing different types of units with different characteristic times τ to integrate the signals from the surrounding units.

We could introduce connections within each layer. The property of subsection 2.5 still applies in this setting. Therefore the finite difference method ought to work. Notice that the trick to speed up the relaxation (the forwardprop and backprop algorithms) does not work in this setting, but it is less biologically plausible anyway.

A troubling issue from the point of view of biological plausibility is our model requires symmetric weights between the units. We need to find a way to either untie those weights or figure out how a symmetry in the connections could naturally arise, for example from autoencoder-like unsupervised learning. Encouraging cues from the observation that denoising autoencoders without tied weights often end up learning symmetric weights (Vincent *et al.*, 2010). Another encouraging piece of evidence, also linked to autoencoders, is the theoretical result from Arora *et al.* (2015), showing that the symmetric solution minimizes the autoencoder reconstruction error between two successive layers of rectifying (ReLU) units.

More open problems remains. Both from a machine learning point of view and from a biological plausibility point of view, we would like to get rid of the requirement to have to run a full relaxation to a fixed point in the negative phase. From a machine learning point of view it makes computations much slower than in traditional feedforward neural networks. From a biological point of view it would not be practical for a brain to have to wait for the whole brain to settle near a fixed point before processing the next stimuli. This question is related to the issue of running a deterministic simulation. A more likely simulation would include some form of noise. As pointed out by Bengio and Fischer (2015), if appropriate noise is injected in the differential equation that makes the state go down the energy, we obtain a Langevin Monte-Carlo

Markov chain that samples from a probability distribution associated with that energy function. Injecting noise might also help to address the overfitting observed in our experiments, just like dropout (Srivastava *et al.*, 2014) is acting as a powerful regularizer for deep neural networks.

Also connected to the above question of having to wait for a negative phase fixed point is the question of time-varying input. Although this work makes back-propagation more plausible for the case of a static input, the brain is a recurrent network with time-varying inputs, and back-propagation through time seems even less plausible than static back-propagation. An encouraging direction is that proposed by Ollivier *et al.* (2015), which shown that computationally efficient estimators of the gradient can be obtained using a forward method (online estimation of the gradient), which avoids to need to store all past states in training sequences, at the price of a noisy estimator of the gradient.

Acknowledgments

The authors would like to thank Akram Erraqabi, Samira Shabanian and Asja Fischer for feedback and discussions, as well as NSERC, CIFAR, Samsung and Canada Research Chairs for funding, and Compute Canada for computing resources.

References

- Almeida, L. B. (1987). A learning rule for asynchronous perceptrons with feedback in a combinatorial environment. In M. Caudill and C. Butler, editors, *IEEE International Conference on Neural Networks*, volume 2, pages 609–618, San Diego 1987. IEEE, New York.
- Arora, S., Liang, Y., and Ma, T. (2015). Why are deep nets reversible: a simple theory, with implications for training. Technical report, arXiv:1511.05653.
- Bengio, Y. and Fischer, A. (2015). Early inference in energy-based models approximates back-propagation. *arXiv preprint arXiv:1510.02777*.
- Bengio, Y., Mesnard, T., Fischer, A., Zhang, S., and Wu, Y. (2015a). STDP as presynaptic activity times rate of change of postsynaptic activity. *arXiv preprint arXiv:1509.05936*.
- Bengio, Y., Lee, D.-H., Bornschein, J., and Lin, Z. (2015b). Towards biologically plausible deep learning. *arXiv preprint arXiv:1502.04156*.
- Berkes, P., Orban, G., Lengyel, M., and Fiser, J. (2011). Spontaneous cortical activity reveals hallmarks of an optimal internal model of the environment. *Science*, **331**(6013), 83–87.
- Bi, G.-q. and Poo, M.-m. (2001). Synaptic modification by correlated activity: Hebb’s postulate revisited. *Annual review of neuroscience*, **24**(1), 139–166.
- Friston, K. J. and Stephan, K. E. (2007). Free-energy and the brain. *Synthese*, **159**(3), 417–458.
- Gerstner, W., Kempter, R., van Hemmen, J. L., and Wagner, H. (1996). A neuronal learning rule for sub-millisecond temporal coding. *Nature*, **383**(LCN-ARTICLE-1996-002), 76–78.
- Hinton, G. E. and Sejnowski, T. J. (1986). Learning and relearning in boltzmann machines. *Parallel distributed processing: Explorations in the microstructure of cognition*, **1**, 282–317.
- Markram, H. and Sakmann, B. (1995). Action potentials propagating back into dendrites triggers changes in efficacy. *Soc. Neurosci. Abs*, **21**.
- Ollivier, Y., Tallec, C., and Charpiat, G. (2015). Training recurrent networks online without backtracking. Technical report, arXiv:1507.07680.
- Pineda, F. J. (1987). Generalization of back-propagation to recurrent neural networks. *Pattern Recognition Letters*, **59**, 2229–2232.
- Srivastava, N., Hinton, G., Krizhevsky, A., Sutskever, I., and Salakhutdinov, R. (2014). Dropout: A simple way to prevent neural networks from overfitting. *Journal of Machine Learning Research*, **15**, 1929–1958.
- Tieleman, T. (2008). Training restricted boltzmann machines using approximations to the likelihood gradient. In *Proceedings of the 25th international conference on Machine learning*, pages 1064–1071. ACM.

- Vincent, P., Larochelle, H., Lajoie, I., Bengio, Y., and Manzagol, P.-A. (2010). Stacked denoising autoencoders: Learning useful representations in a deep network with a local denoising criterion. *J. Machine Learning Res.*, **11**.
- Xie, X. and Seung, H. S. (2000). Spike-based learning rules and stabilization of persistent neural activity. In S. Solla, T. Leen, and K. Müller, editors, *Advances in Neural Information Processing Systems 12*, pages 199–208. MIT Press.
- Xie, X. and Seung, H. S. (2003). Equivalence of backpropagation and contrastive hebbian learning in a layered network. *Neural computation*, **15**(2), 441–454.