

Measuring multivariate redundant information with pointwise common change in surprisal

Robin A. A. Ince

Institute of Neuroscience and Psychology

University of Glasgow, UK

robin.ince@glasgow.ac.uk

The problem of how to properly quantify redundant information is an open question that has been the subject of much recent research. Redundant information refers to information about a target variable S that is common to two or more predictor variables X_i . It can be thought of as quantifying overlapping information content or similarities in the representation of S between the X_i . We present a new measure of redundancy which measures the common change in surprisal shared between variables at the local or pointwise level. We demonstrate how this redundancy measure can be used within the framework of the Partial Information Decomposition (PID) to give an intuitive decomposition of the multivariate mutual information for a range of example systems, including continuous Gaussian variables. We also propose a modification of the PID in which we normalise partial information terms from non-disjoint sets of sources within the same level of the redundancy lattice, to prevent negative terms resulting from over-counting dependent partial information values. Our redundancy measure is easy to compute, and Matlab code implementing the measure, together with all considered examples, is provided.

1 Introduction

Information theory was originally developed as a formal approach to the study of man-made communication systems (Shannon 1948; Cover and Thomas 1991). However, it also provides a comprehensive statistical framework for practical data analysis. For example, mutual information is closely related to the log-likelihood ratio test of independence (Sokal and Rohlf 1981). Mutual information quantifies the statistical dependence between two (possibly multi-dimensional) variables, and conditional mutual information does the same while removing the influence of a third set of variables (Ince et al. 2012). When two variables (X and Y) both convey mutual information about a third, S , this indicates that some prediction about the value of S can be made after observing the values of X and Y . In other words,

S is represented in some way in X and Y . In many cases, it is interesting to ask how these two representations are related — can the prediction of S be improved by simultaneous observation of X and Y (synergistic representation), or is one alone sufficient to extract all the knowledge about S which they convey together (redundant representation). A principled method to quantify the detailed structure of such representational interactions between multiple variables would be a useful tool for addressing many scientific questions across a range of fields (Timme et al. 2013; Williams and Beer 2010; Wibral, Priesemann, et al. 2016; Lizier et al. 2014). Within the experimental sciences, a practical implementation of such a method would allow analyses that are difficult or impossible with existing statistical methods, but that could provide important insights into the underlying system.

Williams and Beer (2010) present an elegant methodology to address this problem, with a non-negative decomposition of multi-variate mutual information. Their approach, called the Partial Information Decomposition (PID), considers the mutual information within a set of variables. One variable is considered as a privileged *target* variable, here denoted S , which can be thought of like the independent variable in classical statistics. The PID then considers the mutual information conveyed *about* this target variable by the remaining *predictor* variables, denoted $\mathcal{X} = \{X_1, X_2, \dots, X_n\}$, which can be thought of as dependent variables. In practice the target variable S may be an experimental stimulus or parameter, while the predictor variables in \mathcal{X} might be recorded neural responses or other experimental outcome measures. However, note that due to the symmetry of mutual information, the framework applies equally when considering a single (dependent) output in response to multiple inputs (Wibral, Priesemann, et al. 2016). Williams and Beer (2010) use a mathematical lattice structure to decompose the mutual information $I(\mathcal{X}; S)$ into distinct *atoms* quantifying the unique, redundant and synergistic information about the independent variable carried by each combination of dependent variables. This gives a complete picture of the representational interactions in the system.

The foundation of the PID is a measure of redundancy between any collection of subsets of \mathcal{X} . Intuitively, this should measure the information shared between all the considered variables, or alternatively their common representational overlap. Williams and Beer (2010) use a redundancy measure they term I_{\min} . However as noted by several authors this measure quantifies the minimum *amount* of information that all variables carry, but does not require that each variable is carrying the *same* information. It can therefore overstate the amount of redundancy in a particular set of variables. Several studies have noted this point and suggested alternative approaches (Griffith and Koch 2014; Harder et al. 2013; Bertschinger, Rauh, Olbrich, Jost, and Ay 2014; Griffith, Chong, et al. 2014; Bertschinger, Rauh, Olbrich, and Jost 2013; Olbrich et al. 2015; Griffith and Ho 2015).

In our view, the additivity of surprisal is the fundamental property of information theory that provides the possibility to meaningfully quantify redundancy, by allowing us to calculate overlapping information content. In the context of the well-known set-theoretical interpretation of information theoretic quantities as measures which quantify the area of sets and which can be visualised with Venn diagrams (Reza 1961), interaction information (McGill 1954; Jakulin and Bratko 2003) is a quantity which measures the intersection of multiple mutual information values (Figure 1). However, as has been frequently noted, interaction information conflates synergistic and redundant effects. We first review interaction information and

the PID before presenting a new measure of redundancy based on quantifying the common change in surprisal between variables at the local or pointwise level (Wibral, Lizier, Vögler, et al. 2014; Lizier et al. 2008; Wibral, Lizier, and Priesemann 2014; Van de Cruys 2011; Church and Hanks 1990). We demonstrate the PID based on this new measure with several examples that have been previously considered in the literature. For the three variable lattice, we also propose an alternative PID approach which normalises non-disjoint sources within levels of the lattice to avoid over-counting unique information. Finally, we demonstrate the application of the new measure to continuous Gaussian variables (Barrett 2015).

2 Interaction Information

2.1 Definitions

The foundational quantity of information theory is *entropy*, which is a measure of the variability or uncertainty of a probability distribution. The entropy of a discrete random variable X , with probability density function $p(x)$ is defined as:

$$H(X) = \sum_{x \in X} p(x) \log_2 \frac{1}{p(x)} \quad (1)$$

This is the expectation over X of $h(x) = -\log_2 p(x)$, which is called the *surprisal* of a particular value x . If a value x has a low probability, it has high surprisal and vice versa. Many information theoretic quantities are similarly expressed as an expectation — in such cases, the specific values of the function over which the expectation is taken are called *pointwise* or *local* values (Wibral, Lizier, Vögler, et al. 2014; Lizier et al. 2008; Wibral, Lizier, and Priesemann 2014; Van de Cruys 2011; Church and Hanks 1990). We denote these local values with a lower case symbol.

Figure 1A shows a Venn diagram representing the entropy of two variables X and Y . One way to derive mutual information $I(X; Y)$ is as the intersection of the two entropies. This intersection can be calculated directly by summing the individual entropies (which counts the overlapping region twice) and subtracting the joint entropy (which counts the overlapping region once). This matches one of the standard forms of the definition of mutual information:

$$I(X; Y) = H(X) + H(Y) - H(X, Y) \quad (2)$$

$$= \sum_{x, y} p(x, y) \left[\log_2 \frac{1}{p(y)} - \log_2 \frac{1}{p(y|x)} \right] \quad (3)$$

Mutual information is the expectation of $i(x; y) = h(y) - h(y|x) = \log_2 \frac{p(y|x)}{p(y)}$, the difference in surprisal of value y when value x is observed. To emphasise this point we use an explicit notation

$$i(x; y) = \Delta h_y(x) = \Delta h_x(y) \quad (4)$$

Because surprisal (and hence entropy) is additive for independent sources (Cover and Thomas

1991), the mutual information is non-negative.

A similar approach can be taken when considering mutual information about a target variable S that is carried by two predictor variables X and Y (Figure 1B). Again the overlapping region can be calculated directly by summing the two separate mutual information values and subtracting the joint information. However, in this case the resulting quantity can be negative. Positive values of the intersection represent a net redundant representation: X and Y share the same information about S . Negative values represent a net synergistic representation: X and Y provide more information about S together than they do individually.

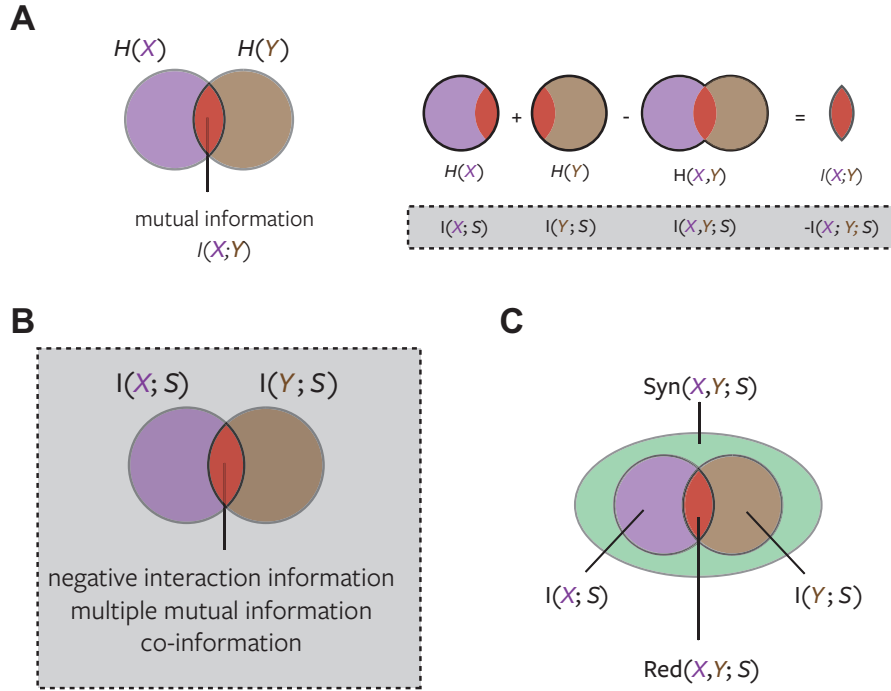


Figure 1: Venn diagrams of mutual information and interaction information. **A.** Illustration of how mutual information is calculated as the overlap of two entropies. **B.** The overlapping part of two mutual information values (negative interaction information) can be calculated in the same way (see dashed box in A). **C.** The full structure of mutual information conveyed by two variables about a third should separate redundant and synergistic regions.

In fact, this quantity was first defined as the negative of the intersection described above, and termed *interaction information* (McGill 1954):

$$\begin{aligned}
 I(X;Y;S) &= I(X,Y;S) - I(X;S) - I(Y;S) \\
 &= I(S;X|Y) - I(S;X) \\
 &= I(S;Y|X) - I(S;Y) \\
 &= I(X;Y|S) - I(X;Y)
 \end{aligned}
 \tag{5}$$

The alternative equivalent formulations illustrate how the interaction information is symmet-

ric in the three variables, and also represents for example, the information between S and X which is gained (synergy) or lost (redundancy) when Y is fixed by the conditioning in the conditional mutual information terms.

This quantity has also been termed *multiple mutual information* (Han 1980), *co-information* (Bell 2003) and *synergy* (Gawne and Richmond 1993). Multiple mutual information and co-information use a different sign convention from interaction information¹.

As for mutual information and conditional mutual information, the interaction information as defined above is an expectation over the joint probability distribution. Expanding the definitions of mutual information in Eq. 5 gives:

$$I(X; Y; S) = \sum_{x,y,s} p(x, y, s) \log_2 \frac{p(x, y, s)p(x)p(y)p(s)}{p(x, y)p(x, s)p(y, s)} \quad (6)$$

$$I(X; Y; S) = \sum_{x,y,s} p(x, y, s) \left[\log_2 \frac{p(s|x, y)}{p(s)} - \log_2 \frac{p(s|x)}{p(s)} - \log_2 \frac{p(s|y)}{p(s)} \right] \quad (7)$$

As before we can consider the local or pointwise function

$$i(x; y; s) = \Delta h_s(x, y) - \Delta h_s(x) - \Delta h_s(y) \quad (8)$$

The negation of this value measures the overlap in the change of surprisal about s between values x and y (Figure 1A).

It can be seen directly from the definitions above that in the three variable case the interaction information is bounded:

$$\begin{aligned} I(X; Y; S) &\geq -\min [I(S; X), I(S; Y), I(X; Y)] \\ I(X; Y; S) &\leq \min [I(S; X|Y), I(S; Y|X), I(X; Y|S)] \end{aligned} \quad (9)$$

We have introduced interaction information for three variables, from a perspective where one variable is privileged (independent variable) and we study interactions in the representation of that variable by the other two. However, as noted interaction information is symmetric in the arguments, and so we get the same result whichever variable is chosen to provide the analysed information content.

Interaction information is defined similarly for larger numbers of variables. For example, with four variables, maintaining the perspective of one variable being privileged, the 3-way Venn diagram intersection of the mutual information terms again motivates the definition of interaction information:

$$\begin{aligned} I(W; X; Y; S) &= -I(W; S) - I(X; S) - I(Y; S) \\ &\quad + I(W, X; S) + I(W, Y; S) + I(Y, X; S) \\ &\quad - I(W, X, Y; S) \end{aligned} \quad (10)$$

In the n -dimensional case the general expression for interaction information on a variable set

¹For three variables (X_1, X_2, S) co-information has the opposite sign to interaction information; positive values indicate net redundant overlap.

$\mathcal{V} = \{\mathcal{X}, S\}$ where $\mathcal{X} = \{X_1, X_2, \dots, X_n\}$ is:

$$I(\mathcal{V}) = - \sum_{\mathcal{T} \subseteq \mathcal{X}} (-1)^{|\mathcal{T}|} I(\mathcal{T}; S) \quad (11)$$

which is an alternating sum over all subsets $\mathcal{T} \subseteq \mathcal{X}$. The same expression applies at the local level, replacing I with the pointwise i . Dropping the privileged target S an equivalent formulation of interaction information on a set of n -variables $\mathcal{X} = \{X_1, X_2, \dots, X_n\}$ in terms of entropy is given by (Ting 1962; Jakulin and Bratko 2003):

$$I(\mathcal{X}) = - \sum_{\mathcal{T} \subseteq \mathcal{X}} (-1)^{|\mathcal{X}| - |\mathcal{T}|} H(\mathcal{T}) \quad (12)$$

2.2 Interpretation

We consider as above a three variable system with an target variable S and two predictor variables X, Y , with both X and Y conveying information about S . The concept of redundancy is related to whether the information conveyed by X and that conveyed by Y is *the same* or *different*. Within a decoding (supervised classification) approach, the relationship between the variables is determined from predictive performance within a cross-validation framework (Quian Quiroga and Panzeri 2009; Hastie et al. 2001). If the performance when decoding X and Y together is the same as the performance when considering e.g. X alone, this indicates that the information in Y is completely redundant with that in X ; adding observation of Y has no predictive benefit for an observer. In practice redundancy may not be complete as in this example; some part of the information in X and Y might be shared, while both variables also convey unique information not available in the other.

The concept of synergy is related to whether X and Y convey more information together than they do individually. Within the decoding framework, does simultaneous observation of both X and Y lead to a better prediction than would be possible if X and Y were observed separately? The predictive decoding framework provides a useful intuition for the concepts, but has problems quantifying redundancy and synergy in a meaningful way because of the difficulty of quantitatively relating performance metrics (percent correct, area under ROC, etc.) between different sets of variables — i.e. X , Y and the joint variable (X, Y) .

The first definition (Eq. 5) shows that interaction information is the natural information theoretic approach to this problem: it contrasts the information available in the joint response to the information available in each individual response (and similarly obtains the intersection of the multivariate mutual information in higher order cases). A negative value of interaction information quantifies the redundant overlap of Figure 1B, positive values indicate a net synergistic effect between the two variables. However, there is a major issue which complicates this interpretation: interaction information conflates synergy and redundancy in a single quantity (Figure 1B) and so does not provide a mechanism for separating synergistic and redundant information (Figure 1C) (Williams and Beer 2010). This problem arises for two reasons. First, local terms $i(x; y; s)$ can be positive for some values of x, y, s and negative for others. These opposite effects can then cancel in the overall expectation. Second, as we will see, the computation of interaction information can include terms which

do not have a clear interpretation in terms of synergy or redundancy.

3 The Partial Information Decomposition

In order to address the problem of interaction information conflating synergistic and redundant effects, [Williams and Beer \(2010\)](#) proposed a non-negative decomposition of mutual information conveyed by a set of predictor variables $\mathcal{X} = \{X_1, X_2, \dots, X_n\}$, about a target variable S . They reduce the total multivariate mutual information, $I(\mathcal{X}; S)$, into a number of non-negative atoms representing the unique, redundant and synergistic information between all subsets of \mathcal{X} : in the two-variable case this corresponds to the four regions of Figure 1C. To do this they consider all subsets of \mathcal{X} , denoted \mathbf{A}_i , and termed *sources*. They show that the redundancy structure of the multi-variate information is determined by the “collection of all sets of sources such that no source is a superset of any other” — formally the set of antichains on the lattice formed from the power set of \mathcal{X} under set inclusion, denoted $\mathcal{A}(\mathcal{X})$. Together with a natural ordering, this defines a redundancy lattice ([Crampton and Loizou 2001](#)). Each node of the lattice represents a partial information atom, the value of which is given by a partial information (PI) function. Figure 2 shows the structure of this lattice for $n = 2, 3$. The PI value for each node, denoted I_∂ , can be determined via a recursive relationship (Möbius inverse) over the redundancy values of the lattice:

$$I_\partial(S; \alpha) = I_\cap(S; \alpha) - \sum_{\beta \preceq \alpha} I_\cap(S; \beta) \quad (13)$$

where $\alpha \in \mathcal{A}(\mathcal{X})$ is a set of sources (each a set of input variables X_i) defining the node in question.

The redundancy value of each node of the lattice, I_\cap , measures the total information provided by that node; the partial information function, I_∂ , measures the unique information contributed by only that node (redundant, synergistic or unique information within subsets of variables).

For the two variable case, if the redundancy function used for a set of sources is denoted $I_\cap(S; \mathbf{A}_1, \dots, \mathbf{A}_k)$ and following the notation in [Williams and Beer \(2010\)](#), the nodes of the lattice, their redundancy and their partial information values are given in Table 1.

Note that we have not yet specified a particular redundancy function. A number of axioms have been proposed for any candidate redundancy measure ([Williams and Beer 2010](#); [Harder et al. 2013](#)):

Symmetry:

$$I_\cap(S; \mathbf{A}_1, \dots, \mathbf{A}_k) \text{ is symmetric with respect to the } \mathbf{A}_i\text{'s.} \quad (14)$$

Self Redundancy:

$$I_\cap(S; \mathbf{A}) = I(\mathbf{A}; S) \quad (15)$$

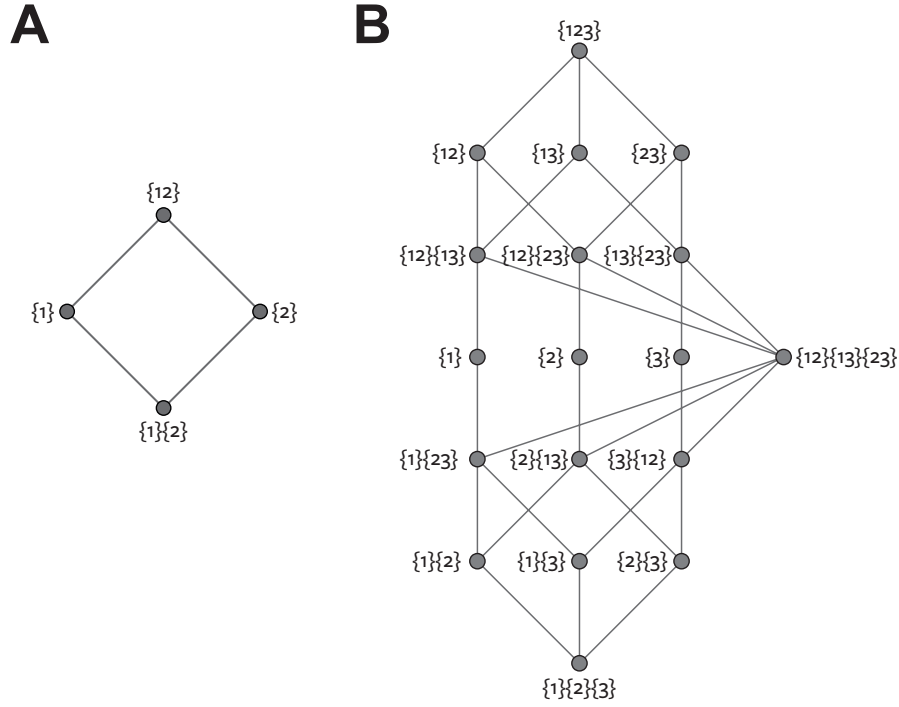


Figure 2: Redundancy lattice for **A.** two variables, **B.** three variables. Modified from [Williams and Beer \(2010\)](#).

Node label	Redundancy function	Partial information	Represented atom
$\{12\}$	$I_{\cap}(S; \{X_1, X_2\})$	$I_{\cap}(S; \{X_1, X_2\})$ $- I_{\cap}(S; \{X_1\}) - I_{\cap}(S; \{X_2\})$ $+ I_{\cap}(S; \{X_1\}, \{X_2\})$	unique information in X_1 and X_2 together (synergy)
$\{1\}$	$I_{\cap}(S; \{X_1\})$	$I_{\cap}(S; \{X_1\})$ $- I_{\cap}(S; \{X_1\}, \{X_2\})$	unique information in X_1 only
$\{2\}$	$I_{\cap}(S; \{X_2\})$	$I_{\cap}(S; \{X_2\})$ $- I_{\cap}(S; \{X_1\}, \{X_2\})$	unique information in X_2 only
$\{1\}\{2\}$	$I_{\cap}(S; \{X_1\}, \{X_2\})$	$I_{\cap}(S; \{X_1\}, \{X_2\})$	redundant information between X_1 and X_2

Table 1: Full PID in the two-variable case. The four terms here correspond to the four regions in Figure 1C.

Subset Equality:

$$I_{\cap}(S; \mathbf{A}_1, \dots, \mathbf{A}_{k-1}, \mathbf{A}_k) = I_{\cap}(S; \mathbf{A}_1, \dots, \mathbf{A}_{k-1}) \text{ if } \mathbf{A}_{k-1} \subseteq \mathbf{A}_k \quad (16)$$

Monotonicity:

$$I_{\cap}(S; \mathbf{A}_1, \dots, \mathbf{A}_{k-1}, \mathbf{A}_k) \leq I_{\cap}(S; \mathbf{A}_1, \dots, \mathbf{A}_{k-1}) \quad (17)$$

Note that previous presentations of these axioms have included subset equality as part of the monotonicity axiom; we separate them here for reasons that will become clear later. [Harder et al. \(2013\)](#) propose an additional axiom regarding the redundancy between two sources about a variable constructed as a copy of those sources:

Identity Property:

$$I_{\cap}(\{\mathbf{A}_1, \mathbf{A}_2\}; \mathbf{A}_1, \mathbf{A}_2) = I(\mathbf{A}_1; \mathbf{A}_2) \quad (18)$$

Subset equality allows the full powerset of all combinations of sources to be reduced to only the antichains under set inclusion (the redundancy lattice). Self redundancy ensures that the top node of the redundancy lattice, which contains a single source $\mathbf{A} = \mathcal{X}$, is equal to the full multivariate mutual information and therefore the lattice structure can be used to decompose that quantity. Monotonicity ensures redundant information is increasing with the height of the lattice, and therefore the Möbius inversion is non-negative, at least in the 2D case ([Bertschinger, Rauh, Olbrich, and Jost 2013](#)). Other authors have also proposed further properties and axioms for measures of redundancy ([Griffith, Chong, et al. 2014](#); [Bertschinger, Rauh, Olbrich, and Jost 2013](#)).

3.1 Measuring redundancy with minimal specific information: I_{\min}

The redundancy measure proposed by [Williams and Beer \(2010\)](#) is denoted I_{\min} and derived as the average minimum specific information ([DeWeese and Meister 1999](#); [Butts 2003](#)) over values s of S which is common to the considered input sources. The information provided by a source \mathbf{A} (as above a subset of dependent variables X_i) can be written:

$$I(S; \mathbf{A}) = \sum_s p(s) I(S = s; \mathbf{A}) \quad (19)$$

where $I(S = s; \mathbf{A})$ is the *specific information*:

$$I(S = s; \mathbf{A}) = \sum_{\mathbf{a}} p(\mathbf{a}|s) \left[\log_2 \frac{1}{p(s)} - \log_2 \frac{1}{p(s|\mathbf{a})} \right] \quad (20)$$

which quantifies the average reduction in surprisal of s given knowledge of \mathbf{A} . This splits the overall mutual information into the reduction in uncertainty about each individual target value. I_{\min} is then defined as:

$$I_{\min}(S; \mathbf{A}_1, \dots, \mathbf{A}_k) = \sum_s p(s) \min_{\mathbf{A}_i} I(S = s; \mathbf{A}_i) \quad (21)$$

This quantity is the expectation (over S) of the minimum amount of information about each specific target value s which all considered sources share. I_{\min} is non-negative and satisfies the axioms of symmetry, self redundancy and monotonicity, but not the identity property. The crucial conceptual problem with I_{\min} is that it indicates the variables share a common *amount* of information, but not that they actually share the *same* information content (Harder et al. 2013; Timme et al. 2013; Griffith and Koch 2014).

The most direct example of this is the “two-bit copy problem”, which motivated the identity axiom (Harder et al. 2013; Timme et al. 2013; Griffith and Koch 2014). We consider two independent uniform binary variables X_1 and X_2 and define S as a direct copy of these two variables $S = (X_1, X_2)$. In this case $I_{\min}(S; \{1\}\{2\}) = 1$ bit; for every s both X_1 and X_2 each provide 1 bit of specific information. However, both variables give different information about each value of s : X_1 specifies the first component, X_2 the second. Since X_1 and X_2 are independent by construction there should be no overlap. This illustrates that I_{\min} can overestimate redundancy with respect to an intuitive notion of overlapping information content.

3.2 Other redundancy measures

A number of alternative redundancy measures have been proposed for use with the PID in order to address the problems with I_{\min} (reviewed in Barrett 2015). Two groups have proposed an equivalent approach, based on the idea that that redundancy should arise only from the marginal distributions $P(X_1, S)$ and $P(X_2, S)$ and that synergy should arise from structure not present in those two distributions, but only in the full joint distribution $P(X_1, X_2, S)$. Griffith and Koch (2014) frame this view as a minimisation problem for the multivariate information $I(S; X_1, X_2)$ over the class of distributions which preserve the individual source-target marginal distributions. Bertschinger, Rauh, Olbrich, Jost, and Ay (2014) seek to minimize $I(S; X_1 | X_2)$ over the same class of distributions, but as noted both approaches result in the same PID. In both cases the redundancy, $I_{\cap}(S; \{X_1\}\{X_2\})$, is obtained as the maximum of the negative interaction information over all distributions that preserve the source-target marginals.

$$I_{\max\text{-nii}}(S; \{X_1\}\{X_2\}) = \max_{Q \in \Delta_P} -I_Q(S; X_1; X_2) \quad (22)$$

$$\Delta_P = \{Q \in \Delta : Q(X_1, S) = P(X_1, S), Q(X_2, S) = P(X_2, S)\} \quad (23)$$

Because of the required numerical optimization these measures are difficult to calculate in practice, especially for high-dimensional spaces.

Harder et al. (2013) define a redundancy measure based on geometric projection argument, which involves an optimization over a scalar parameter λ , and is defined only for two sources, so can be used only for systems with two predictor variables. Griffith, Chong, et al. (2014) suggest an alternative measure motivated by zero-error information, which again formulates an optimization problem (here maximization of mutual information) over a family of distributions (here distributions Q which are a function of each predictor so that $H(Q|X_i) = 0$). Griffith and Ho (2015) extend this approach by modifying the optimization

constraint to be $H(Q|X_i) = H(Q|X_i, Y)$.

All of the above methods rely on a general optimization problem without a closed form solution or direct calculation, and are therefore difficult to implement. To our knowledge, the only measure with a publicly available implementation is the original I_{\min} ².

4 Measuring redundancy with pointwise common change in surprisal: I_{ccs}

We derive here from first principles a measure that we believe encapsulates the intuitive meaning of redundancy between sets of variables. We argue that the crucial feature which allows us to directly relate information content between sources is the additivity of surprisal. Since mutual information measures the expected change in pointwise surprisal of s when x is known, we propose measuring redundancy as the expected pointwise change in surprisal of s which is common to x and y . We term this *common change in surprisal* and denote the resulting measure $I_{\text{ccs}}(S; \alpha)$.

4.1 Derivation

As for entropy and mutual information we can consider a Venn diagram (Figure 1) for the change in surprisal of a specific value s for specific values x and y and calculate the overlap directly using the negative local interaction information. However, as noted before the interaction information can confuse synergistic and redundant effects, even at the pointwise level. Recall that mutual information $I(S; X)$ is the expectation of a local function which measures the pointwise change in surprisal $i(s; x) = \Delta h_s(x)$ of value s when value x is observed. Although mutual information itself is always non-negative, the pointwise function can take both positive and negative values. Positive values correspond to a reduction in the surprisal of s when x is observed, negative values to an increase in surprisal. Negative local information values are sometimes referred to as *misinformation* (Wibral, Lizier, and Priesemann 2014). Mutual information is then the expectation of both positive (information) terms and negative (misinformation) terms. Table 2 shows how the possibility of local misinformation terms complicates pointwise interpretation of the negative local interaction information.

²See <https://github.com/jlizier/jpid>

$\Delta h_s(x)$	$\Delta h_s(y)$	$-i(x; y; s)$	Interpretation
+	+	+	redundant information
+	+	-	synergistic information
-	-	-	redundant misinformation
-	-	+	synergistic misinformation
+/-	-/+	...	?

Table 2: *Different interpretations of local interaction information terms.*

This shows that interaction information combines redundant information with synergistic misinformation, and redundant misinformation with synergistic information. It also includes terms which do not admit a clear interpretation, because one source provides an increase in surprisal while the other provides a decrease. We argue that a principled measure of redundancy should consider only redundant information and redundant misinformation. We therefore consider the pointwise negative interaction information (overlap in surprisal), but only for symbols corresponding the first and third rows of Table 2. That is, terms where the sign of the change in surprisal for all the considered sources is equal, and equal also to the sign of overlap (measured with negative local interaction information). In this way, we count the contributions to the overall mutual information (both positive and negative) which are genuinely shared between the input sources, while ignoring other (synergistic and ambiguous) interaction effects. We assert that conceptually this is exactly what a redundancy function should measure. For two sources the measure is defined as:

$$I_{\text{ccs}}(S; A_1, A_2) = - \sum_{a_1, a_2, s} p(a_1, a_2, s) \Delta h_s^{\text{com}}(a_1; a_2) \quad (24)$$

$$\Delta h_s^{\text{com}}(a_1; a_2) = \begin{cases} -i(a_1; a_2; s) & \text{if } \text{sgn } \Delta h_s(a_1) = \text{sgn } \Delta h_s(a_2) = \text{sgn } -i(a_1; a_2; s) \\ 0 & \text{otherwise} \end{cases} \quad (25)$$

This is easily extended to multiple sources.

Unlike I_{min} which considered each input source individually, the pointwise overlap computed with the negative local interaction information requires a joint distribution over the input sources. One possibility is to use the full true joint distribution of the considered system over the considered sources and the target S , $P(\alpha, S)$, but this requires simultaneous observation of all the sources. [Bertschinger, Rauh, Olbrich, Jost, and Ay \(2014\)](#) argue that conceptually the “unique and shared information should only depend on the marginal [source-target] distributions” $P(\mathbf{A}_i, S)$ (their Assumption (*) and Lemma 2).

We therefore construct the conditionally independent joint distribution:

$$p_{\text{ind}}(\alpha|s) = \prod_{\mathbf{A}_i \in \alpha} p(\mathbf{A}_i|s) \quad (26)$$

$$p_{\text{ind}}(\alpha, s) = p_{\text{ind}}(\alpha|s)p(s) \quad (27)$$

This preserves the marginal target joint distributions, and it is the distribution with maximum

entropy within that class³ (Cover and Thomas 1991). It is therefore the most parsimonious choice given the individual source distributions — any other distribution would enforce some additional structure which does not result directly from the distributions $P(\mathbf{A}_i, S)$. Note that the conditionally independent model is used only to construct the joint distribution over input sources for a redundancy calculation. For sources that themselves consist of multiple variables the full joint variable distribution including noise correlations is used to calculate the conditional distribution $P(\mathbf{A}_i|S)$. P_{ind} has often been used as a surrogate model to quantify the effect of correlations between the sources at fixed target value, termed *noise correlations* (Pola et al. 2003; Schneidman et al. 2003; Chicharro 2014); but our use of it here is motivated primarily by the maximum entropy property (Olbrich et al. 2015).

4.2 Properties

The measure I_{ccs} as defined above satisfies some of the proposed redundancy axioms (Section 3). Symmetry follows directly from the symmetry of local interaction information. Self-redundancy is also apparent directly from the definition, noting that interaction information for a two variables is equal to the negative mutual information between them (Eq. 11). Subset equality holds from the additivity of surprisal and the properties of the calculated overlap⁴. The identity axiom is also satisfied.

However, I_{ccs} does not satisfy monotonicity. To demonstrate this, consider the following example (Table 3, modified from Griffith, Chong, et al. 2014, Figure 3).

x_1	x_2	s	$p(x_1, x_2, s)$
0	0	0	0.4
0	1	0	0.1
1	1	1	0.5

Table 3: Example system with unique misinformation.

For this system,

$$\begin{aligned} I(S; X_1) &= I(S; X_1, X_2) = 1 \text{ bit} \\ I(S; X_2) &= 0.61 \text{ bits} \end{aligned}$$

Because of the self redundancy property, these values specify I_{\cap} for the upper 3 values of the

³ Δ_p in the notation of Bertschinger, Rauh, Olbrich, Jost, and Ay (2014), see Equation 23.

⁴Consider values $a_i \in \mathbf{A}_i, i = 1, \dots, k-1$, and $a_k^{k-1} \in \mathbf{A}_{k-1} \cap \mathbf{A}_k = \mathbf{A}_{k-1}$, $a_k^+ \in \mathbf{A}_k \setminus \mathbf{A}_{k-1}$. Then:

$$\sum_{a_k^+} \Delta h_s^{\text{com}}(a_1; \dots; a_{k-1}; a_k^{k-1}, a_k^+) = \begin{cases} \Delta h_s^{\text{com}}(a_1; \dots; a_{k-1}) & \text{if } a_{k-1} = a_k^{k-1} \\ 0 & \text{otherwise} \end{cases}$$

redundancy lattice (Figure 2A). The value of the bottom node is given by

$$I_{\partial} = I_{\cap} = I_{\text{ccs}}(S; \{1\}\{2\}) = 0.77 \text{ bits}$$

This value arises from two positive pointwise terms:

$$\begin{aligned} x_1 = x_2 = s = 0 & \text{ (contributes 0.4 bits)} \\ x_1 = x_2 = s = 1 & \text{ (contributes 0.37 bits)} \end{aligned}$$

So $I_{\text{ccs}}(S; \{1\}\{2\}) > I_{\text{ccs}}(S; \{2\})$ which violates monotonicity on the lattice. How is it possible for two variables to share more information than one of them carries alone?

Consider the pointwise mutual information values for $I_{\text{ccs}}(S; \{2\}) = I(S; X_2)$. There are the same two positive information terms that contribute to the redundancy (since both are common with X_1). However, there is also a third misinformation term of -0.16 bits when $s = 0, x_2 = 1$. In our view, this demonstrates that the monotonicity axiom is incorrect for a measure of redundant information content. As this example shows a node can have *unique misinformation*.

One way to deal with this lack of monotonicity is to allow negative terms in the partial information decomposition. For this example this yields the PID:

$$\begin{aligned} I_{\partial}(\{1\}\{2\}) &= 0.77 \\ I_{\partial}(\{1\}) &= 0.23 \\ I_{\partial}(\{2\}) &= -0.16 \\ I_{\partial}(\{12\}) &= 0.16 \end{aligned}$$

Alternatively, we can enforce non-negativity by setting negative values to zero when calculating I_{∂} for each node. In this example, this yields the PID (nodes ordered as above): 0.77, 0.23, 0, 0. We argue that this second method is preferable. Firstly, a decomposition into non-negative terms is conceptually more elegant and allows for easier interpretation. Second, in this example while both approaches yield a PID which sums to the total multivariate mutual information, and as noted node $\{2\}$ contains unique misinformation, it is less clear that node $\{12\}$ should contain unique synergistic information. In fact, $I_{\cap}(\{1\}) = I_{\cap}(\{12\})$ and the pointwise terms contributing to these quantities are equal. It is therefore hard to interpret the result that $\{12\}$ has unique information not available in $\{1\}$, which is a consequence of the lattice structure. Since every pointwise term for $\{12\}$ already occurs in $\{1\}$ the positive value occurs only to balance the summation for the negative unique misinformation below. Ignoring unique misinformation prevents the propagation of these negative terms up the lattice that leads to these paradoxes. This is similar to adding an extra constraint that I_{∂} for a node should not be greater than the minimum change in I_{\cap} between that node and each of of children. Note that we do not ignore unique misinformation in the top node — there negative values remain to allow for the case where there is genuine unique misinformation only available synergistically among all the variables.

While monotonicity has been considered a crucial axiom with the PID framework, we argue that subset equality, usually considered as part of the axiom of monotonicity, is the

essential property that permits the use of the redundancy lattice. Any redundancy measure based on genuine overlapping information content must admit the possibility of a node conveying unique misinformation and therefore cannot be monotonic on the lattice. We propose that even without monotonicity, a meaningful decomposition can be obtained by ignoring unique misinformation, which as described above can be cancelled out by other nodes at the same level of the lattice. In the next sections, we demonstrate with a range of example systems how the results obtained with this approach match intuitive expectations for a partial information decomposition.

4.3 Implementation

Matlab code is provided to accompany this article, which features simple functions for calculating the partial information decomposition for two and three variables⁵. This includes implementation of I_{\min} and the PID calculation of Williams and Beer (2010), as well as I_{ccs} and the modified non-monotonic PID calculation with level normalisation (see Section 6.2). Scripts are provided reproducing all the examples considered here. Implementations of I_{ccs} and I_{mmi} (Barrett 2015) for Gaussian systems are also included.

5 Two variable examples

5.1 Examples from Williams and Beer (2010)

We begin with the original examples of Williams and Beer (2010, Figure 4), reproduced here in Figure 3.

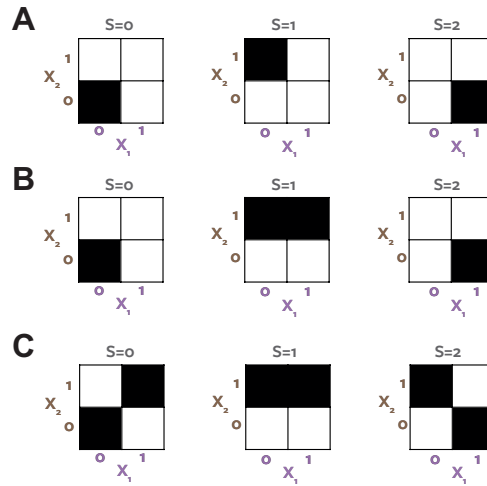


Figure 3: Probability distributions for three example systems. Black tiles represent equiprobable outcomes. White tiles are zero-probability outcomes. A and B modified from Williams and Beer (2010).

⁵Available at: <https://github.com/robince/partial-info-decomp>.

Node	I_{\min}	$I_{\partial}[I_{\min}]$	I_{ccs}	$I_{\partial}[I_{\text{ccs}}]$
$\{1\}\{2\}$	0.5850	0.5850	0.3900	0.3900
$\{1\}$	0.9183	0.3333	0.9183	0.5283
$\{2\}$	0.9183	0.3333	0.9183	0.5283
$\{12\}$	1.5850	0.3333	1.5850	0.1383

Table 4: PIDs for example Figure 3A

Table 4 shows the PIDs for the system shown in 3A, obtained with I_{\min} and I_{ccs} ⁶. The two decompositions agree qualitatively here; both show both synergistic and redundant information. However, I_{ccs} shows a lower value of redundancy. The pointwise computation of I_{ccs} includes two terms; when

$$x_1 = 0, x_2 = 1, s = 1 \text{ and when}$$

$$x_1 = 1, x_2 = 0, s = 2$$

For both of these local values, x_1 and x_2 are contributing the same reduction in surprisal of s (0.195 bits each for 0.39 bits overall redundancy). There are no other redundant changes in surprisal (positive or negative).

Table 5 shows the PIDs for the system shown in 3B; here the two measures diverge more substantially. I_{\min} shows both synergy and redundancy, with no unique information carried by X_1 alone. I_{ccs} shows no synergy and redundancy, only unique information carried independently by X_1 and X_2 . Williams and Beer (2010) argue that “ X_1 and X_2 provide 0.5 bits of redundant information corresponding to the fact that knowledge of either X_1 or X_2 reduces uncertainty about the outcomes $S = 0, S = 2$ ”. However, while both variables reduce uncertainty about S , they do so in different ways — X_1 discriminates the possibilities $S = 0, 1$ vs $S = 1, 2$ while X_2 allows discrimination between $S = 1$ vs $S = 0, 2$. These discriminations represent different non-overlapping information content, and therefore should be allocated as unique information to each variable as in the I_{ccs} PID. While the full outcome can only be determined with knowledge of both variables, there is no synergistic information because the discriminations described above are independent.

Node	I_{\min}	$I_{\partial}[I_{\min}]$	I_{ccs}	$I_{\partial}[I_{\text{ccs}}]$
$\{1\}\{2\}$	0.5	0.5	0	0
$\{1\}$	0.5	0	0.5	0.5
$\{2\}$	1	0.5	1	1
$\{12\}$	1.5	0.5	1.5	0

Table 5: PIDs for example Figure 3B

To induce genuine synergy it is necessary to make the X_1 discrimination between $S = 0, 1$

⁶This is equivalent to the system SUBTLE in Griffith, Chong, et al. (2014, Figure 4).

and $S = 1, 2$ ambiguous without knowledge of X_2 . Table 6 shows the PID for the system shown in 3C, which includes such an ambiguity. Now there is no information in X_1 alone, but it contributes synergistic information when X_2 is known. Here, I_{\min} correctly measures 0 bits redundancy, so the two PIDs agree (the other three terms have only one source, and therefore are the same for both measures because of self-redundancy).

Node	I_{\min}	$I_{\partial}[I_{\min}]$	I_{ccs}	$I_{\partial}[I_{\text{ccs}}]$
$\{1\}\{2\}$	0	0	0	0
$\{1\}$	0	0	0	0
$\{2\}$	0.2516	0.2516	0.2516	0.2516
$\{12\}$	0.9183	0.6667	0.9183	0.6667

Table 6: PIDs for example Figure 3C

5.2 Binary logical operators

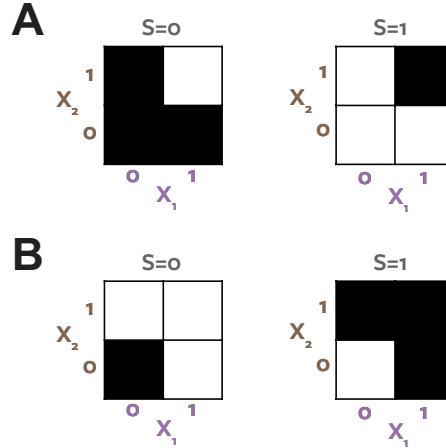


Figure 4: Binary logical operators. Probability distributions for **A**: AND, **B**: OR. Black tiles represent equiprobable outcomes. White tiles are zero-probability outcomes.

The binary logical operators OR, XOR and AND are often used as example systems (Harder et al. 2013; Griffith and Koch 2014; Bertschinger, Rauh, Olbrich, Jost, and Ay 2014). For XOR, the I_{ccs} PID agrees with other approaches (Harder et al. 2013; Griffith and Koch 2014; Bertschinger, Rauh, Olbrich, Jost, and Ay 2014) and quantifies the 1 bit of information as fully synergistic. Figure 4 illustrates the probability distributions for AND and OR. This makes clear the equivalence between them; because of symmetry any PID should give the same result on both systems. Table 7 shows the PIDs.

Node	I_{\min}	$I_{\partial}[I_{\min}]$	I_{ccs}	$I_{\partial}[I_{\text{ccs}}]$
$\{1\}\{2\}$	0.3113	0.3113	0.2421	0.2421
$\{1\}$	0.3113	0	0.3113	0.0692
$\{2\}$	0.3113	0	0.3113	0.0692
$\{12\}$	0.8113	0.5	0.8113	0.4308

Table 7: PIDs for AND/OR

While both PIDs have the largest contribution from the synergy term, I_{ccs} shows a small amount of unique information in each variable. This differs from the result obtained with other measures (Harder et al. 2013; Bertschinger, Rauh, Olbrich, Jost, and Ay 2014), which show no unique information for the individual variables. However, it falls within the bounds proposed in Griffith and Koch (2014, Figure 6.11).

To see where this unique information arises with I_{ccs} we can consider directly the individual pointwise contributions for the AND example (Table 8). Note that the use of P_{ind} for the joint distribution of sources has an effect here when $s = 0$. The probabilities for

$$(x_1, x_2, s) = (0, 0, 0), (0, 1, 0), (1, 0, 0), (1, 1, 0) \text{ change from} \\ \frac{1}{4}, \frac{1}{4}, \frac{1}{4}, 0 \text{ to} \\ \frac{1}{3}, \frac{1}{6}, \frac{1}{6}, \frac{1}{12}$$

(x_1, x_2, s)	$\Delta h_s(x_1)$	$\Delta h_s(x_2)$	$\Delta h_s(x_1, x_2)$	$-i(x_1; x_2; s)$	$\Delta h_s^{\text{com}}(x_1, x_2)$
(0, 0, 0)	0.415	0.415	0.415	0.415	0.415
(0, 1, 0)	0.415	-0.585	0.415	-0.585	0
(1, 0, 0)	-0.585	0.415	0.415	-0.585	0
(1, 1, 0)	-0.585	-0.585	-1.585	0.415	0
(1, 1, 1)	1	1	1.585	0.415	0.415

Table 8: Pointwise values for P_{ind} for AND

$I_{\text{ccs}}(\{1\}\{2\})$ has two pointwise contributions: (0, 0, 0) and (1, 1, 1). Considering the second of these, we have $\Delta h_1(x_i = 1) = 1$ since observation of x_1 (or x_2) changes the probability of $s = 1$ from $p(s = 1) = 0.25$ to $p(s = 1|x_i = 1) = 0.5$ (1 bit reduction in surprisal). However,

$$p(s = 1|x_1 = 1, x_2 = 1) = 0.75 \\ \Delta h_1(x_1 = 1, x_2 = 1) = 1.58 \\ \Delta h_1^{\text{com}}(x_1 = 1; x_2 = 1) = 0.415$$

The overlap in the change of surprisal for this term is not complete; $x_1 = 1$ and $x_2 = 1$ each provide some unique change of surprisal about $s = 1$.

For the measure presented by [Bertschinger, Rauh, Olbrich, Jost, and Ay \(2014\)](#), the specific joint distribution that maximizes the co-information in the AND example while preserving $P(X_i, S)$ (their Example 30, $\alpha = 1/4$) has an entropy of 1.5 bits. $P_{\text{ind}}(X_1, X_2, S)$ used in the calculation of I_{ccs} has an entropy of 2.19 bits. Therefore, the distribution used in [Bertschinger, Rauh, Olbrich, Jost, and Ay \(2014\)](#) has some additional structure above that specified by the individual joint target marginals and which is chosen to maximize the co-information (negative interaction information). As discussed above, interaction information can conflate redundant information with synergistic misinformation, as well as having other ambiguous terms when the signs of the individual changes of surprisal are not equal. As shown in Table 8, the AND system includes such ambiguous terms (rows 2 and 3, which contribute synergy to the interaction information), and also includes some synergistic misinformation (row 4, which contributes redundancy to the interaction information). Any system of the form considered in [Bertschinger, Rauh, Olbrich, Jost, and Ay \(2014, Example 30\)](#) will have similar contributing terms. This illustrates the problem with using interaction information directly as a redundancy measure. The distribution selected to maximize negative interaction information will be affected by these ambiguous and synergistic terms. In fact, it is interesting to note that for their maximising distribution ($\alpha = 1/4$), $p(0, 1, 0) = p(1, 0, 0) = 0$ and the two ambiguous synergistic terms are removed from the interaction information. This indicates how the optimization of the co-information might be driven by terms that are hard to interpret as genuine redundancy.

We argue there is no fundamental conceptual problem with the presence of unique information in the AND example. Both variables share some information, have some synergistic information, but also have some unique information corresponding to the fact that knowledge of either variable taking the value 1 reduces the uncertainty of $s = 1$ in ways that overlap only partially. If the joint target marginal distributions are equal, then by symmetry $I_{\partial}(\{1\}) = I_{\partial}(\{2\})$, but it is not necessary that $I_{\partial}(\{1\}) = I_{\partial}(\{2\}) = 0$ ([Bertschinger, Rauh, Olbrich, Jost, and Ay 2014](#), Corollary 8).

[Griffith and Koch \(2014\)](#) argued in an early version of their manuscript that for AND $I_{\partial}(\{1\}\{2\}) = 0$, resulting from their assertion that

$$I_{\cap}(\mathbf{A}_1, \mathbf{A}_2) \leq I(\mathbf{A}_1; \mathbf{A}_2) \quad (28)$$

We illustrate why this is not the case. In the case of the binary AND, the constructed maximum entropy distribution $P_{\text{ind}}(A_1, A_2)$ does induce a small amount of information between A_1 and A_2 (0.08 bits) — the inputs are not conditionally independent. This is still smaller than the redundancy term obtained with I_{ccs} , but that is because the information calculation includes both information and misinformation: 0.2766 bits of information when $a_1 = a_2 = 0$ and $a_1 = a_2 = 1$, and -0.195 bits of misinformation from the diagonal terms, when $a_1 \neq a_2$. So $I_{\text{ccs}}(\{1\}\{2\}) \not\leq I_{\text{ind}}(\{1\}\{2\})$, but it is less than the sum of positive information terms without considering misinformation. In general, we believe that Eq. 28 is not an essential restriction on a redundancy measure, because of these two effects. First, there is the possibility of information between the variables at fixed target — i.e. the presence of information limiting noise correlations ([Chicharro 2014](#)) — and second there is the possibility of non-redundant misinformation terms.

5.3 Other examples

Griffith and Koch (2014) present two other interesting examples: RDNXOR (their Figure 6.9) and RDNUNQXOR (their Figure 6.12).

RDNXOR consists of two two-bit (4 value) inputs X_1 and X_2 and a two-bit (4 value) output S . The first component of X_1 and X_2 redundantly specifies the first component of S . The second component of S is the XOR of the second components of X_1 and X_2 . This system therefore contains 1 bit of redundant information and 1 bit of synergistic information; further every value $s \in S$ has both a redundant and synergistic contribution. I_{ccs} correctly quantifies the redundancy and synergy with the PID (1, 0, 0, 1).

RDNUNQXOR consists of two three-bit (8 value) inputs X_1 and X_2 and a four-bit (16 value) output S . The first component of S is specified redundantly by the first components of X_1 and X_2 . The second component of S is specified uniquely by the second component of X_1 and the third component of S is specified uniquely by the second component of X_2 . The fourth component of S is the XOR of the third components of X_1 and X_2 . Again I_{ccs} correctly quantifies the properties of the system with the PID (1, 1, 1, 1), identifying the separate redundant, unique and synergistic contributions.

A final example is XORAND from Bertschinger, Rauh, Olbrich, Jost, and Ay (2014). Here, S is a two-bit output, the first bit is given by X_1 XOR X_2 and the second bit is given by X_1 AND X_2 . The probability distributions for this system are shown in Figure 5 and the PIDs in Table 9. Note that this system is actually equivalent to a simple summation of the input $S = X_1 + X_2$ (after switching labels $s = 1, s = 2$). As with AND, the I_{ccs} decomposition differs from existing approaches (Bertschinger, Rauh, Olbrich, Jost, and Ay 2014; Williams and Beer 2010) by indicating unique information in X_1 and X_2 , despite equal target-predictor marginals. However, viewing the system as a summation operation makes the interpretation of the presence of unique information clearer — each summand contributes uniquely to the eventual summation, but the final value can only be precisely known if the value of both summands are known.

Node	I_{\min}	$I_{\partial}[I_{\min}]$	I_{ccs}	$I_{\partial}[I_{\text{ccs}}]$
$\{1\}\{2\}$	0.5	0.5	0.2925	0.2925
$\{1\}$	0.5	0	0.5	0.2075
$\{2\}$	0.5	0	0.5	0.2075
$\{12\}$	1.5	1	1.5	0.7925

Table 9: PIDs for XORAND

Note that the PID with I_{ccs} also gives the expected results for examples RND and UNQ from Griffith and Koch (2014). These are illustrated in the example scripts accompanying the code.

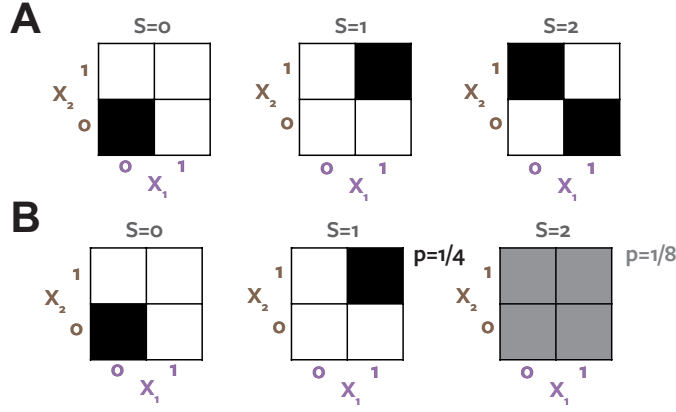


Figure 5: The XORAND example. **A:** True joint distribution. Black tiles represent outcomes with $p = 1/4$. White tiles are zero-probability outcomes. Note that this system is equivalent to a direct summation $S = X_1 + X_2$. **B:** $P_{\text{ind}}(X_1, X_2, S)$ used in the calculation of $I_{\text{ccs}}(\{1\}\{2\})$. Black tiles represent outcomes with $p = 1/4$. Grey tiles represent outcomes with $p = 1/8$. White tiles are zero-probability outcomes.

6 Three variable examples

We now consider the PID of the information conveyed about S by three variables X_1, X_2, X_3 .

6.1 A problem with the three variable lattice

Bertschinger, Rauh, Olbrich, and Jost (2013) identify a problem with the PID summation over the three-variable lattice (Figure 2B). They provide an example we term XORCOPY (described in Sec. 6.3.1) which demonstrates that any redundancy measure satisfying their redundancy axioms cannot have only non-negative I_∂ terms on the lattice. We provide here an alternative example of the same problem, and one that does not depend on the particular redundancy measure used — we argue it applies for any redundancy measure that attempts to measure overlapping information content.

We consider X_1, X_2, X_3 independent binary input variables. Y is a two-bit (4 value) output with the first component given by $X_1 \oplus X_2$ and the second by $X_2 \oplus X_3$. We refer to this example as DBLXOR. In this case the top four nodes have non-zero (redundant) information:

$$I_\cap(\{123\}) = I(\{123\}) = 2 \text{ bits}$$

$$I_\cap(\{12\}) = I_\cap(\{13\}) = I_\cap(\{23\}) = 1 \text{ bit}$$

All lower nodes on the lattice should have 0 bits of redundancy — no single variable conveys any information or can have any redundancy with any other source. The information conveyed by the three two-variable sources is also independent; Figure 6A graphically illustrates the source-output joint distributions for the two-variable sources. $\{12\}$, $\{23\}$ and $\{13\}$ clearly convey different information about Y : each value of the pairwise response (x -axes in Figure 6A) performs a different discrimination between the values of Y for each

pair.

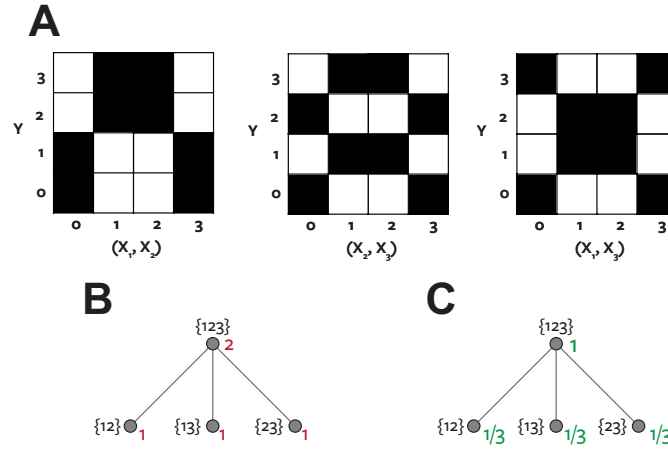


Figure 6: *The DBLXOR example.* **A:** Pairwise variable joint distributions. Black tiles represent equiprobable outcomes. White tiles are zero-probability outcomes. **B:** Non-zero nodes of the three variable redundancy lattice. Mutual information values for each node are shown in red. **C:** PID after within-level normalisation for non-disjoint sources. I_δ values for each node are shown in green.

In this example, $I_\cap(\{123\}) = 2$ but there are three child nodes of $\{123\}$ each with $I_\delta = 1$ (Figure 6B). This leads to $I_\delta(\{123\}) = -1$. How can there be 3 bits of unique information in the lattice when there are only 2 bits of information in the system? In this case, we cannot appeal to the non-monotonicity of I_{ccs} — these values are monotonic on the lattice. There are also no negative pointwise terms in the calculation of $I(\{123\})$ so there can be no unique misinformation that could justify a negative value.

We believe this problem arises because the three nodes in the penultimate level of the lattice are not disjoint; that is the nodes contain overlapping variables. Mutual information is only additive for independent variables. The three sources here cannot be observed independently because of the shared variables; therefore their unique information does not sum to the multivariate mutual information that can be obtained from observation of the full system. While each of these three sources contains 1 bit of unique information which is not shared with any other source, taking the summation of these three bits is over counting due to repeated observations of the same variables.

6.2 Normalising non-disjoint non-zero I_δ values within levels of the lattice

We propose to address this problem with a simple normalisation. Obtaining the sum of the three sources in that level of the lattice requires three sets of observations of the system (each source is non-disjoint with both other sources), therefore the potential total information obtained at that level is three times the total information in the system. To correct for this, we normalise by dividing by 3, resulting in the PID shown in Figure 6C, which now sums to the correct value of 2 bits.

Note that this problem does not arise in the two variable case (Figure 2A) because in that lattice, for the only node with multiple inputs ($\{12\}$) they are disjoint ($\{1\}$ and $\{2\}$), so the partial information can be summed without normalisation.

We use the following algorithm to implement this within level non-disjoint normalisation across the lattice. To calculate I_∂ for a node, we begin with the raw (before normalisation) I_∂ values for all the children of the considered node. If there are multiple non-zero raw I_∂ values for non-disjoint sets of sources within a level (same height of the lattice), we normalise those values by the number of non-zero non-disjoint values counted at that level. We start at the bottom of the lattice and repeat this procedure to calculate I_∂ for the nodes of each level in sequence. Note that this results in different normalisations for calculation of different nodes. If the nodes of the second level are all non-zero, in the calculation of $I_\partial(\{3\}\{12\})$, $I_\partial(\{2\}\{3\})$ is normalised by $1/2$, because there are two non-zero non-disjoint children from that level. When calculating $I_\partial(\{12\}\{13\}\{23\})$, the raw value of $I_\partial(\{2\}\{3\})$ is normalised by $1/3$ since now there are three non-zero non-disjoint children from that level. The final output for the decomposition is the normalised I_∂ values used in the final calculation of the top node ($\{123\}$), whose set of children is the rest of the lattice.

Note also that at level 4 of the lattice, if all four nodes are non-zero, there are only two non-disjoint observations of the system (since $\{1\}, \{2\}, \{3\}$ are disjoint). So at that level, values are normalised by $1/2$, and only if $I_\partial(\{12\}\{13\}\{23\}) > 0$ (as well as one of the individual variable nodes).

It might seem strange that $I_\partial = 1/3$ for a node with $I_\cap = 1$ but we argue it provides the most consistent decomposition of the full mutual information that overcomes the additivity problem for non-disjoint sources. For this example, it seems intuitively correct that there should be some three-way synergy, because all three inputs are required to specify both XOR components. There should also be some two way synergy for all pairwise combinations. While the value of $1/3$ might be hard to interpret in isolation, considering it proportional to the total mutual information the value seems reasonable. Considering all three pairwise sources of level 6 obtains 1 bit, which is 50% of the total mutual information in the system. For this system, 50% of the total mutual information is available from pairwise combinations of variables.

For this example I_{\min} gives $I_\partial(\{12\}\{13\}\{23\}) = I_\partial(\{123\}) = 1$, and there is no problem with the summation. But as with the two variable examples, this is not an intuitive result, because $\{12\}$ and $\{23\}$ do not share any actual information content about Y (Figure 6A).

6.3 Other three variable example systems

6.3.1 XorCopy

This example was developed to illustrate the problem with the three variable lattice described above (Bertschinger, Rauh, Olbrich, and Jost 2013; Rauh et al. 2014). The system comprises three binary input variables X_1, X_2, X_3 , with X_1, X_2 uniform independent and $X_3 = X_1 \oplus X_2$. The output Y is a three bit (8 value) system formed by copying the inputs $Y = (X_1, X_2, X_3)$.

The PID with I_{\min} gives:

$$I_{\partial}(\{1\}\{2\}\{3\}) = I_{\partial}(\{12\}\{13\}\{23\}) = 1 \text{ bit}$$

But since X_1 and X_2 are copied independently to the output it is hard to see how they can share information. Using common change in surprisal we obtain:

$$\begin{aligned} I_{\text{ccs}}(\{1\}\{23\}) &= I_{\text{ccs}}(\{2\}\{13\}) = I_{\text{ccs}}(\{3\}\{12\}) = 1 \text{ bit} \\ I_{\text{ccs}}(\{12\}\{13\}\{23\}) &= 2 \text{ bits} \end{aligned}$$

These values correctly match the intuitive redundancy given the structure of the system, but lead to the same summation paradox as DBLXOR above: there are 3 bits of unique I_{∂} among the nodes of the third level. Using non-disjoint normalised summation described above results in:

$$\begin{aligned} I_{\partial}(\{1\}\{23\}) &= I_{\partial}(\{2\}\{13\}) = I_{\partial}(\{3\}\{12\}) = 1/3 \text{ bit} \\ I_{\partial}(\{12\}\{13\}\{23\}) &= 1 \text{ bit} \end{aligned}$$

As for DBLXOR we believe this provides a meaningful decomposition of the total mutual information.

6.3.2 Other examples

Griffith and Koch (2014) provide a number of other interesting three variable examples based on XOR operations, such as XORDUPLICATE (their Figure 6.6), XORLOSES (their Figure 6.7), XORMULTICOAL (their Figure 6.14). For all of these examples the normalised PID with I_{ccs} provides the same answers they suggest match the intuitive properties of the system (see `examples_3d.m` in accompanying code). I_{ccs} also gives the correct PID for PARITYRDN (which appeared in an earlier version of their manuscript).

We propose an additional example, XORUNQ, which consists of three independent input bits. The output consists of 2 bits (4 values), the first of which is given by $X_1 \oplus X_2$, and the second of which is a copy of X_3 . In this case we obtain the correct PID:

$$I_{\partial}(\{3\}) = I_{\partial}(\{12\}) = 1 \text{ bit}$$

One example from Griffith and Koch (2014) for which I_{ccs} diverges from their approach is ANDDUPLICATE (their Figure 6.13). In this example Y is a binary variable resulting from the binary AND of X_1 and X_2 . X_3 is a duplicate of X_1 . The PID we obtain for this system is:

$$\begin{aligned} I_{\partial}(\{12\}\{23\}) &= 0.2846 \\ I_{\partial}(\{2\}) &= 0.0692 \\ I_{\partial}(\{1\}\{23\}) &= I_{\partial}(\{3\}\{12\}) = 0.1077 \\ I_{\partial}(\{1\}\{2\}) &= I_{\partial}(\{1\}\{3\}) = I_{\partial}(\{2\}\{3\}) = 0.0422 \\ I_{\partial}(\{1\}\{2\}\{3\}) &= 0.1155 \end{aligned}$$

This PID is consistent with our result for AND: as proposed by [Griffith and Koch \(2014\)](#), X_2 's unique information stays the same. However, the other terms do not follow the pattern they propose — there is not a one-to-one mapping between the terms of the two variable AND PID and those of the three variable ANDDUPLICATE PID. However,

$$I_{\partial}^{\text{And}}(\{1\}\{2\}) = I_{\partial}^{\text{And-Dup}}(\{1\}\{2\}\{3\}) + \quad (29)$$

$$I_{\partial}^{\text{And-Dup}}(\{1\}\{2\}) + I_{\partial}^{\text{And-Dup}}(\{1\}\{3\}) + I_{\partial}^{\text{And-Dup}}(\{2\}\{3\}) \quad (30)$$

While the quantitative relationship between the two PIDs is harder to interpret for the other terms, the non-zero terms for ANDDUPLICATE correctly reflect the equivalence between X_1 and X_3 .

7 Continuous Gaussian Variables

I_{ccs} can be applied directly to continuous variables. Δh_s^{com} can be used locally in the same way, with numerical integration applied to obtain the expectation⁷. Following [Barrett \(2015\)](#) we consider the information conveyed by two Gaussian variables X_1, X_2 about a third Gaussian variable, S . We focus here on univariate Gaussians, but the accompanying implementation also supports multivariate normal distributions. [Barrett \(2015\)](#) show that for such Gaussian systems, all previous redundancy measures agree, and are equal to the minimum mutual information carried by the individual variables:

$$I_{\cap}(\{1\}\{2\}) = \min_{i=1,2} I(S; X_i) = I_{\text{mmi}}(\{1\}\{2\}) \quad (31)$$

Without loss of generality, we consider all variables to have unit variance, and the system is then completely specified by three parameters:

$$\begin{aligned} a &= \text{Corr}(X_1, S) \\ c &= \text{Corr}(X_2, S) \\ b &= \text{Corr}(X_1, X_2) \end{aligned}$$

Figure 7 shows the results for two families of Gaussian systems as a function of the correlation, b , between X_1 and X_2 ([Barrett 2015](#), Figure 3).

Although I_{ccs} satisfies the requirement that it is calculated only from the joint target marginals, it is not equivalent to I_{mmi} . When the strength of target modulation is equal in both X_1 and X_2 (Figure 7A), I_{ccs} gives lower synergy, lower redundancy, and some unique information in each X_i . For $b > 0.44$ the synergy term $I_{\partial}^{\text{ccs}}(\{12\})$ becomes negative. As discussed earlier, this shows that X_1 and X_2 convey synergistic misinformation. When the strength of the target modulation is different for X_1 and X_2 (Figure 7B), I_{ccs} and I_{mmi} give the same synergy term (grey curve), but different values for $I_{\partial}(\{1\}\{2\})$ and $I_{\partial}(\{2\})$.

⁷Functions implementing this via Monte Carlo integration are included in the accompanying code.

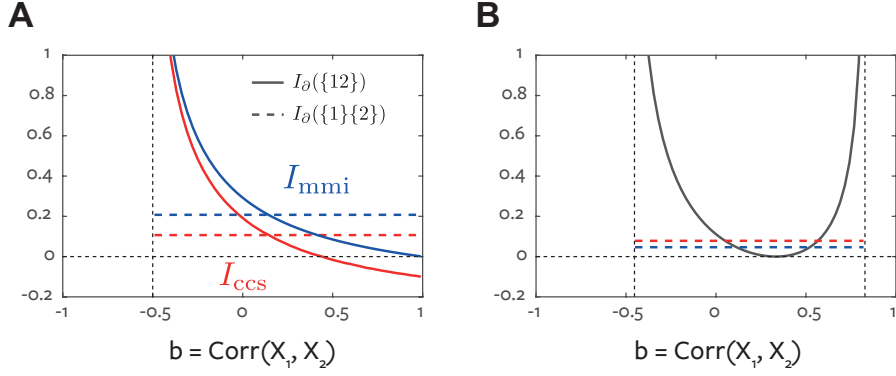


Figure 7: PI terms for Gaussian systems. $I_{\partial}(\{1\}\{2\})$ (redundancy, dashed lines) and $I_{\partial}(\{12\})$ (synergy, solid lines) compute with I_{ccs} (red) and I_{mmi} (blue). **A:** $a = c = 0.5$. Note $I_{\partial}^{\text{mmi}}(\{1\}) = I_{\partial}^{\text{mmi}}(\{2\}) = 0$. $I_{\partial}^{\text{ccs}}(\{1\}) = I_{\partial}^{\text{ccs}}(\{2\}) = 0.1$ **B:** $a = 0.25, c = 0.75$. Note $I_{\partial}^{\text{mmi}}(\{1\}) = I_{\partial}^{\text{ccs}}(\{1\}) = 0$. $I_{\partial}^{\text{mmi}}(\{2\}) = 0.55$, $I_{\partial}^{\text{ccs}}(\{2\}) = 0.52$.

Further detailed comparisons of the properties and differences between the two approaches for these and higher dimensional Gaussian systems is an interesting area for future work.

8 Discussion

We have presented I_{ccs} , a novel measure of redundant information based on the expected pointwise change in surprisal that is common to all input sources. This new redundancy measure has several advantages over existing proposals. It is conceptually simple, and intuitively appealing — it measures precisely the pointwise contributions to the mutual information which are shared unambiguously among the considered sources. This seems a close match to an intuitive definition of redundant information. I_{ccs} exploits the additivity of surprisal to directly measure the pointwise overlap as a set intersection, while removing the ambiguities that arise due the conflation of pointwise information and misinformation effects by considering only terms with common sign (since a common sign is a prerequisite for there to be a common change in surprisal). It is straightforward to compute directly, even for larger numbers of variables and does not require any numerical optimization. Matlab code implementing the measure and the modified PID (together with I_{min} and the original PID) accompanies this article⁸. The repository includes all the examples described herein, and it is straightforward for users to apply the method to any other systems or examples they would like.

I_{ccs} satisfies most of the core axioms for a redundancy measure, namely symmetry, self-redundancy, the identity property and crucially subset equality which has not previously been considered separately from monotonicity. However, we have shown that it is not monotonic on the redundancy lattice because nodes can convey unique misinformation. In practice this is easily overcome within the PID by setting negative values of I_{∂} to 0 for nodes other than

⁸Available at: <https://github.com/robince/partial-info-decomp>.

the top node.

We have also proposed a modified PID for the three variable case, which accounts for non-additivity of the partial information in non-disjoint (therefore dependent) sources, by normalising non-zero partial information values of non-disjoint nodes within each level of the redundancy lattice. This resolves a major issue with application of the PID in the three variable case. We have shown that I_{ccs} and the modified PID approach provide intuitive and consistent results on a range of example systems drawn from the literature.

In common with other proposed measures (Bertschinger, Rauh, Olbrich, Jost, and Ay 2014; Griffith and Koch 2014), I_{ccs} is a function only of the target-source marginal distributions. However, while other methods perform a numerical optimization over a whole class of joint distributions with matching target-source marginals, we argue this procedure can introduce structure that is chosen to optimize an incorrect measure of redundancy (co-information or negative interaction information). We therefore construct the joint distribution with maximum entropy subject to the marginal constraints, which introduces no additional structure. We have shown that co-information can include terms that conflate synergistic and redundant effects between informative and misinformative terms, as well as terms that do not admit a clear interpretation in terms of synergy or redundancy. Therefore any optimization over such a quantity does not purely maximize redundancy.

Given the lack of monotonicity, our modified procedure for obtaining a PID over the lattice was developed empirically, and does not have the mathematical elegance or theoretical guarantees of the original Möbius inverse procedure (Williams and Beer 2010). There may be more principled alternative approaches that remove the need for the ad-hoc zero threshold for PI terms, and we hope such approaches will be the subject of future work. However, we believe that allowing for the possibility of shared or unique misinformation is an essential requirement for any principled measure of redundant information content.

How best to practically apply the PID to systems with more than three variables is an important area for future research. The four variable redundancy lattice has 166 nodes, which already presents a significant challenge for interpretation if there are more than a handful of non-zero partial information values. Motivated by the normalisation of non-disjoint nodes within the lattice, we suggest that it might be useful to collapse together the sets of terms that are normalised together. This would result in a partial information term based on the order-structure of the interactions considered. For example for the three variable lattice the terms within the layers could be represented as shown in Table 10. While this obviously does not give the complete picture provided by the full PID, it might provide a more tractable practical tool that can still give important insight into the structure of interactions for systems with four or more variables.

As well as providing the foundation for the PID, a conceptually well-founded and practically accessible measure of redundancy is a useful statistical tool in its own right. Even in the relatively simple case of two experimental dependent variables, a rigorous measure of redundancy can provide insights about the system that would not be possible to obtain with classical statistics. The presence of high redundancy could indicate a common mechanism is responsible for both sets of observations, whereas independence would suggest different mechanisms. To our knowledge the only established approaches that attempt to address such

Level	Order-structure terms	DBLXOR	ANDDUPLICATE
7	(3)	1	0
6	(2)	1	0
5	(2, 2)	0	0.2846
4	(1), (2, 2, 2)	0, 0	0.0692, 0
3	(1, 2)	0	0.2154
2	(1, 1)	0	0.1266
1	(1, 1, 1)	0	0.1155

Table 10: Order-structure terms for the three variable lattice. Resulting values for the example systems DBLXOR and ANDDUPLICATE are shown.

questions in practice are Representational Similarity Analysis (Kriegeskorte et al. 2008) and the temporal generalisation decoding method (King and Dehaene 2014). However, both these approaches can be complicated to implement and have restricted domains of applicability. We hope the methods presented here will provide a useful and accessible alternative allowing statistical analyses that provide novel interpretations across a range of fields.

Acknowledgements

I would like to thank Daniel Chicharro for many patient explanations and examples. I thank Eugenio Piasini and Philippe Schyns for useful comments on the manuscript.

References

- Barrett, Adam B. (2015). “Exploration of synergistic and redundant information sharing in static and dynamical Gaussian systems”. In: *Physical Review E* 91.5, p. 052802. DOI: [10.1103/PhysRevE.91.052802](https://doi.org/10.1103/PhysRevE.91.052802).
- Bell, Anthony J. (2003). “The co-information lattice”. In: *4th International Symposium on Independent Component Analysis and Blind Signal Separation (ICA2003)*, Nara, Japan, pp. 921–926.
- Bertschinger, Nils, Johannes Rauh, Eckehard Olbrich, and Jürgen Jost (2013). “Shared Information—New Insights and Problems in Decomposing Information in Complex Systems”. In: *Proceedings of the European Conference on Complex Systems 2012*. Ed. by Thomas Gilbert, Markus Kirkilionis, and Gregoire Nicolis. Springer Proceedings in Complexity. Springer International Publishing, pp. 251–269. DOI: [10.1007/978-3-319-00395-5_35](https://doi.org/10.1007/978-3-319-00395-5_35).
- Bertschinger, Nils, Johannes Rauh, Eckehard Olbrich, Jürgen Jost, and Nihat Ay (2014). “Quantifying Unique Information”. In: *Entropy* 16.4, pp. 2161–2183. DOI: [10.3390/e16042161](https://doi.org/10.3390/e16042161).
- Butts, Daniel A. (2003). “How much information is associated with a particular stimulus?”. In: *Network: Computation in Neural Systems* 14.2, pp. 177–187. DOI: [10.1088/0954-898X_14_2_301](https://doi.org/10.1088/0954-898X_14_2_301).

- Chicharro, Daniel (2014). “A Causal Perspective on the Analysis of Signal and Noise Correlations and Their Role in Population Coding”. In: *Neural Computation*, pp. 1–56. DOI: [10.1162/NECO_a_00588](https://doi.org/10.1162/NECO_a_00588).
- Church, Kenneth Ward and Patrick Hanks (1990). “Word Association Norms, Mutual Information, and Lexicography”. In: *Comput. Linguist.* 16.1, pp. 22–29.
- Cover, T.M. and J.A. Thomas (1991). *Elements of information theory*. Wiley New York.
- Crampton, Jason and George Loizou (2001). “The completion of a poset in a lattice of antichains”. In: *International Mathematical Journal* 1.3, pp. 223–238.
- DeWeese, Michael R. and Markus Meister (1999). “How to measure the information gained from one symbol”. In: *Network: Computation in Neural Systems* 10.4, pp. 325–340. DOI: [10.1088/0954-898X_10_4_303](https://doi.org/10.1088/0954-898X_10_4_303).
- Gawne, T.J. and B.J. Richmond (1993). “How independent are the messages carried by adjacent inferior temporal cortical neurons?” In: *Journal of Neuroscience* 13.7, pp. 2758–2771.
- Griffith, Virgil, Edwin K. P. Chong, Ryan G. James, Christopher J. Ellison, and James P. Crutchfield (2014). “Intersection Information Based on Common Randomness”. In: *Entropy* 16.4, pp. 1985–2000. DOI: [10.3390/e16041985](https://doi.org/10.3390/e16041985).
- Griffith, Virgil and Tracey Ho (2015). “Quantifying Redundant Information in Predicting a Target Random Variable”. In: *Entropy* 17.7, pp. 4644–4653. DOI: [10.3390/e17074644](https://doi.org/10.3390/e17074644).
- Griffith, Virgil and Christof Koch (2014). “Quantifying Synergistic Mutual Information”. In: *Emergence, Complexity and Computation* 9. Ed. by Mikhail Prokopenko, pp. 159–190. DOI: [10.1007/978-3-642-53734-9_6](https://doi.org/10.1007/978-3-642-53734-9_6).
- Han, Te Sun (1980). “Multiple mutual informations and multiple interactions in frequency data”. In: *Information and Control* 46.1, pp. 26–45. DOI: [10.1016/S0019-9958\(80\)90478-7](https://doi.org/10.1016/S0019-9958(80)90478-7).
- Harder, Malte, Christoph Salge, and Daniel Polani (2013). “Bivariate measure of redundant information”. In: *Physical Review E* 87.1, p. 012130. DOI: [10.1103/PhysRevE.87.012130](https://doi.org/10.1103/PhysRevE.87.012130).
- Hastie, T., R. Tibshirani, and J. Friedman (2001). *The elements of statistical learning*. Vol. 1. Springer Series in Statistics.
- Ince, Robin A.A., Alberto Mazzoni, Andreas Bartels, Nikos K. Logothetis, and Stefano Panzeri (2012). “A novel test to determine the significance of neural selectivity to single and multiple potentially correlated stimulus features”. In: *Journal of Neuroscience Methods* 210.1, pp. 49–65. DOI: [10.1016/j.jneumeth.2011.11.013](https://doi.org/10.1016/j.jneumeth.2011.11.013).
- Jakulin, Aleks and Ivan Bratko (2003). “Quantifying and Visualizing Attribute Interactions”. In: *arXiv:cs/0308002*. arXiv: [cs/0308002](https://arxiv.org/abs/cs/0308002).
- King, J-R. and S. Dehaene (2014). “Characterizing the dynamics of mental representations: the temporal generalization method”. In: *Trends in Cognitive Sciences* 18.4, pp. 203–210. DOI: [10.1016/j.tics.2014.01.002](https://doi.org/10.1016/j.tics.2014.01.002).
- Kriegeskorte, Nikolaus, Marieke Mur, and Peter Bandettini (2008). “Representational Similarity Analysis – Connecting the Branches of Systems Neuroscience”. In: *Frontiers in Systems Neuroscience* 2. DOI: [10.3389/neuro.06.004.2008](https://doi.org/10.3389/neuro.06.004.2008).
- Lizier, Joseph T., Mikhail Prokopenko, and Albert Y. Zomaya (2008). “Local information transfer as a spatiotemporal filter for complex systems”. In: *Physical Review E* 77.2, p. 026110. DOI: [10.1103/PhysRevE.77.026110](https://doi.org/10.1103/PhysRevE.77.026110).

- Lizier, Joseph T., Mikhail Prokopenko, and Albert Y. Zomaya (2014). “A Framework for the Local Information Dynamics of Distributed Computation in Complex Systems”. In: *Guided Self-Organization: Inception*. Ed. by Mikhail Prokopenko. Emergence, Complexity and Computation 9. Springer Berlin Heidelberg, pp. 115–158. DOI: [10.1007/978-3-642-53734-9_5](https://doi.org/10.1007/978-3-642-53734-9_5).
- McGill, William J. (1954). “Multivariate information transmission”. In: *Psychometrika* 19.2, pp. 97–116. DOI: [10.1007/BF02289159](https://doi.org/10.1007/BF02289159).
- Olbrich, Eckehard, Nils Bertschinger, and Johannes Rauh (2015). “Information Decomposition and Synergy”. In: *Entropy* 17.5, pp. 3501–3517. DOI: [10.3390/e17053501](https://doi.org/10.3390/e17053501).
- Pola, G., A. Thiele, K.P. Hoffmann, and S. Panzeri (2003). “An exact method to quantify the information transmitted by different mechanisms of correlational coding”. In: *Network Computation in Neural Systems* 14.1, pp. 35–60. DOI: [10.1088/0954-898X/14/1/303](https://doi.org/10.1088/0954-898X/14/1/303).
- Quiñero, R. and S. Panzeri (2009). “Extracting information from neuronal populations: information theory and decoding approaches”. In: *Nature Reviews Neuroscience* 10, pp. 173–185. DOI: [10.1038/nrn2578](https://doi.org/10.1038/nrn2578).
- Rauh, J., N. Bertschinger, E. Olbrich, and J. Jost (2014). “Reconsidering unique information: Towards a multivariate information decomposition”. In: *2014 IEEE International Symposium on Information Theory (ISIT)*. 2014 IEEE International Symposium on Information Theory (ISIT), pp. 2232–2236. DOI: [10.1109/ISIT.2014.6875230](https://doi.org/10.1109/ISIT.2014.6875230).
- Reza, Fazlollah M. (1961). *An introduction to information theory*. New York: McGraw-Hill.
- Schneidman, E., W. Bialek, and M.J. Berry (2003). “Synergy, Redundancy, and Independence in Population Codes”. In: *Journal of Neuroscience* 23.37, pp. 11539–11553.
- Shannon, C.E. (1948). “A mathematical theory of communication, Bell Syst”. In: *The Bell Systems Technical Journal* 27.3, pp. 379–423.
- Sokal, R. R. and F. J. Rohlf (1981). *Biometry*. New York: WH Freeman and Company.
- Timme, Nicholas, Wesley Alford, Benjamin Flecker, and John M. Beggs (2013). “Synergy, redundancy, and multivariate information measures: an experimentalist’s perspective”. In: *Journal of Computational Neuroscience* 36.2, pp. 119–140. DOI: [10.1007/s10827-013-0458-4](https://doi.org/10.1007/s10827-013-0458-4).
- Ting, H. (1962). “On the Amount of Information”. In: *Theory of Probability & Its Applications* 7.4, pp. 439–447. DOI: [10.1137/1107041](https://doi.org/10.1137/1107041).
- Van de Cruys, Tim (2011). “Two Multivariate Generalizations of Pointwise Mutual Information”. In: *Proceedings of the Workshop on Distributional Semantics and Compositionality*. DiSCo ’11. Stroudsburg, PA, USA: Association for Computational Linguistics, pp. 16–20.
- Wibral, Michael, Joseph T. Lizier, and Viola Priesemann (2014). “Bits from Biology for Computational Intelligence”. In: *arXiv:1412.0291 [physics, q-bio]*. arXiv: [1412.0291](https://arxiv.org/abs/1412.0291).
- Wibral, Michael, Joseph Lizier, Sebastian Vögler, Viola Priesemann, and Ralf Galuske (2014). “Local active information storage as a tool to understand distributed neural information processing”. In: *Frontiers in Neuroinformatics* 8, p. 1. DOI: [10.3389/fninf.2014.00001](https://doi.org/10.3389/fninf.2014.00001).
- Wibral, Michael, Viola Priesemann, Jim W. Kay, Joseph T. Lizier, and William A. Phillips (2016). “Partial information decomposition as a unified approach to the specification of neural goal functions”. In: *Brain and Cognition*. DOI: [10.1016/j.bandc.2015.09.004](https://doi.org/10.1016/j.bandc.2015.09.004).
- Williams, Paul L. and Randall D. Beer (2010). “Nonnegative Decomposition of Multivariate Information”. In: *arXiv:1004.2515 [math-ph, physics:physics, q-bio]*. arXiv: [1004.2515](https://arxiv.org/abs/1004.2515).