

Experimental measurement of the collectibility of two-qubit states

Karel Lemr,^{1,*} Karol Bartkiewicz,^{2,1,†} and Antonín Černoš^{3,‡}

¹*RCPTM, Joint Laboratory of Optics of Palacký University and Institute of Physics of Czech Academy of Sciences,
17. listopadu 12, 771 46 Olomouc, Czech Republic*

²*Faculty of Physics, Adam Mickiewicz University, PL-61-614 Poznań, Poland*

³*Institute of Physics of the Czech Academy of Sciences,
Joint Laboratory of Optics of PU and IP AS CR,
17. listopadu 50A, 772 07 Olomouc, Czech Republic*

(Dated: June 14, 2021)

We present a proof-of-principle experiment demonstrating measurement of the collectibility, a nonlinear entanglement witness proposed by Rudnicki *et al.* [Phys. Rev. Lett. **107**, 150502 (2011)]. This entanglement witness works for both mixed and pure two-qubit states. In the later case it can be used to measure entanglement in terms of the negativity. We measured the collectibility for three distinct classes of photonic polarization-encoded two-qubit states, i.e., maximally entangled, separable and maximally mixed states. We demonstrate that the measurement procedure is feasible and robust against typical experimental shortcomings such as imperfect two-photon indistinguishability.

PACS numbers: 42.50.-p, 42.50.Dv, 42.50.Ex

I. INTRODUCTION

Quantum entanglement is a particularly intriguing phenomenon [1, 2]. Since its conception in the famous EPR paper [3], it has received a great deal of interest. Over the years both theoretical and experimental research was dedicated to its investigation [2, 4].

Two distinct strategies are usually applied to quantum entanglement detection and quantification. The first approach to entanglement characterization is based on quantum state tomography and density matrix estimation [5]. Knowing the state's density matrix, it is possible to apply various entanglement criteria and entanglement measures (e.g., the Peres-Horodecki criterion [6]). Performing full state tomography is however a lengthy procedure since the number of required measurements grows exponentially with the dimension of Hilbert space.

The second strategy is based on so-called entanglement witnesses (EW). Measuring a simple linear EW involves performing suitable local measurements. Their correlation across involved parties then reveals the entanglement [e.g. Clauser-Horne-Shimony-Holt (CHSH) experiment [7]]. This strategy, however, requires some a priori information about the investigated state to properly choose the performed measurements. A revised version of this approach allows to estimate the amount of the available entanglement from the maximal amount of the CHSH inequality violation [8].

One can describe entanglement using collective (non-linear) entanglement witnesses [9] that depend on joint measurements on several copies of the entangled state. As demonstrated experimentally, e.g., by Bovio *et al.*

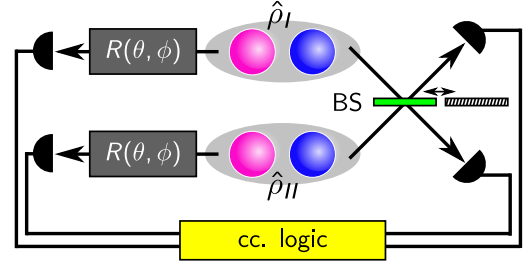


FIG. 1: Conceptual scheme for measuring the collectibility of polarization encoded two-qubit states with linear optics. Two copies of a two-qubit state $\hat{\rho}_I$ and $\hat{\rho}_{II}$ are prepared. Polarization of one the photons from each pair is measured locally. At the same time, two different measurements on the other two photons are performed interchangeably: (i) simple unconditional detection (balanced beam splitter BS is removed) and (ii) two-photon bunching measurement corresponding to singlet state projection (BS inserted). The resulting four-fold coincidences are registered and the collectibility is then calculated from these coincidences using the procedure described in the text.

[10], it is possible to apply a specific two-copy witness to detect quantum entanglement. In this way one can also measure entanglement in terms of concurrence [11, 12] (related to the entanglement of formation) or other two-copy witnesses [13, 14]. There is a number of other non-linear entanglement witnesses and quantifiers that do not rely on quantum state tomography [15–25]. In particular, adaptive approach to two-qubit entanglement detection was proposed in Ref. [26, 27].

All the above mentioned approaches have their merits, but here we will focus on the proposal of Rudnicki *et al.* [21, 23]. It makes use of suitable measurements performed simultaneously on two copies of the investigated quantum state (see the conceptual scheme in Fig. 1). This nonlinear entanglement witness is referred to as the

*Electronic address: k.lemr@upol.cz

†Electronic address: bartkiewicz@jointlab.upol.cz

‡Electronic address: acernoš@fzu.cz

collectibility, because values of the projections of the analyzed state onto the set of separable states are accumulated collectively. In a subsequent work, the authors of Ref. [21] have extended the notion of the collectibility to apply also to mixed states [23] and introduced a collective nonlinear entanglement witness $W(\hat{\rho})$.

This technique does not share the disadvantages of the previously mentioned methods, *i.e.*, it allows to detect two-qubit entanglement for an arbitrary state and for pure states it allows to measure the amount of entanglement in terms of the negativity [23], an entanglement measure corresponding to the entanglement cost under the positive partial transpose operations [28, 29]. Moreover, the notion of the collectibility is based on the same principles as the entropic uncertainty relations, thus, its value can have a physical interpretation. However, a completely universal negativity measurement requires in general four copies of the two-qubit state [19, 30, 31]. In comparison to other previously proposed methods, the collectibility requires only one two-photon interaction to be implemented.

To measure the collectibility of two-qubit systems, it is required to perform collective measurements on two copies of the state. On the platform of linear optics with qubits encoded as polarization states of individual photons, these measurements include various local polarization projections combined with two-photon interference (Hong-Ou-Mandel effect [32]). The set of performed measurements is state-independent and, thus, does not require any a priori knowledge. The use of local projections is an additional experimental benefit, because these can be simultaneously treated as heralds when using imperfect single-photon sources (e.g. those based on spontaneous frequency down-conversion).

Here, we demonstrate that the entire collectibility measurement procedure is experimentally feasible with current level of quantum optics technology. We test the Rudnicki *et al.* [21] method on three distinct two-photon quantum states (one pure entangled, one pure separable and one maximally mixed). Consequently, we compare the observed values of $W(\hat{\rho})$ and their theoretical values. We demonstrate that all the measurements can be corrected for typical (and unavoidable) experimental shortcomings such as imperfect two-photon indistinguishability. The possibility to calibrate the measurement apparatus is an important prerequisite allowing this procedure to be used in realistic experimental conditions.

II. THEORETICAL FRAMEWORK

We focus on two-qubit states $\hat{\rho} = \hat{\rho}_{A,B}$. Let us assume that qubit A is projected onto $|a_+\rangle = \cos \frac{\theta}{2}|H\rangle + e^{i\phi} \sin \frac{\theta}{2}|V\rangle$ or $|a_-\rangle = \cos \frac{\theta}{2}|V\rangle - e^{-i\phi} \sin \frac{\theta}{2}|H\rangle$, where H and V stand for a horizontally-polarized and vertically-polarized photon, respectively. These projections are set by the $R(\theta, \phi)$ rotations marked in Fig. 1. The probability associated with these projections reads $p_{\pm} =$

$\text{tr}(\hat{\chi}_{\pm})$ and the reduced state is described by the following single-qubit density matrix $\hat{\sigma}_{\pm} = \hat{\chi}_{\pm}/p_{\pm}$, where $\hat{\chi}_{\pm} = \text{tr}_A[\rho_{A,B}(|a_{\pm}\rangle\langle a_{\pm}| \otimes \hat{\mathbb{1}})_{A,B}]$. The collectibility for two-qubit states [21, 23] can be calculated as $Y(\hat{\rho}, \theta, \phi) = \frac{1}{4} \left(\sqrt{G_+ G_-} + \sqrt{G_+ G_- - G^2} \right)^2$, where

$G_{\pm} = p_{\pm} \sqrt{\text{tr}(\hat{\sigma}_{\pm}^2)}$, $G = \sqrt{p_+ p_- \text{tr}(\hat{\sigma}_+ \hat{\sigma}_-)}$ are Gramm matrix elements [21] that depend on probabilities p_{\pm} and two-photon overlaps $\text{tr}(\hat{\sigma}_i \hat{\sigma}_j)$ ($i, j = \pm$). These overlaps are measured by using the following identity $\text{tr}(\hat{\sigma}_i \hat{\sigma}_j) = \text{tr}[\hat{S}(\hat{\sigma}_i \otimes \hat{\sigma}_j)]$, where $\hat{S} = \hat{\mathbb{1}} \otimes \hat{\mathbb{1}} - 2\hat{P}^-$ and \hat{P}^- is a projector on polarization-encoded singlet state. This projection is implemented by overlapping photons $\hat{\sigma}_i$ and $\hat{\sigma}_j$ on a balanced beamsplitter and measuring the rate of anticorrelation of the photons transmitted through the beamsplitter. This technique is very useful in measuring quantum properties of microscopic systems (see, e.g., Ref. [8, 32–36]). Direct calculations reveal that the maximum of collectibility does not depend on the parameter ϕ , thus, we set $\phi = 0$ [21]. Measuring the maximum value of $Y(\hat{\rho}) = Y_{\max}(\hat{\rho}, \theta, \phi) > 1/16$ allows to both detect and quantify the entanglement of pure two-qubit states [21]. However, for mixed states it is more convenient to apply a closely related collective witness $W(\hat{\rho})$ [21], *i.e.*,

$$W(\hat{\rho}) = (\eta + G_+^2 + G_-^2 + 2G^2 - 1)/2, \quad (1)$$

where the Gramm matrix elements are calculated for $|a_{\pm}\rangle = |H\rangle, |V\rangle$. This witness depends on conditional purity $\text{tr}(\hat{\sigma}_{\pm}^2)$ of a qubit B , obtained after projecting its counterpart from subsystem A onto $|a_{\pm}\rangle$. The parameter $\eta = 8p_+ p_- \sqrt{z_+ z_-} + 2 \max[x_+, x_-]$ depends on $z_{\pm} = 2 \text{tr}[\hat{P}^-(\hat{\sigma}_{\pm}^{\otimes 2})]|_{\theta=0}$ and $x_{\pm} = 2 \text{tr}[\hat{P}^-(\hat{\sigma}_{\pm}^{\otimes 2})]|_{\theta=\pi/2}$. Measuring negative value of $W(\hat{\rho})$ indicates the detection of entanglement. This witness is also extendible to higher-dimensional states [21].

III. EXPERIMENTAL SETUP

We have constructed a four-photon source as depicted in Fig. 2. This source is powered by femtosecond laser pulses emitted by Coherent Mira laser with 76 MHz of repetition rate. Second harmonics generation (SHG) is then used to convert the wavelength of these pulses to 413 nm. Typical mean power of the pumping beam at the output of SHG is about 300 mW.

In the next step, the pumping beam is subjected to a polarization dispersion line (PDL) to correct for intrinsic polarization dispersion of the BBO crystals (β -BaB₂O₄) used to generate photon pairs. This dispersion line consists of two beam displacers and a half-wave plate placed in between. Suitable tilt of these beam displacers allows to elongate optical path of one polarization with respect to the other.

The laser beam then impinges on a BBO crystal cascade (known as the Kwiat source [37]). Type I spontaneous parametric down-conversion occurring in the

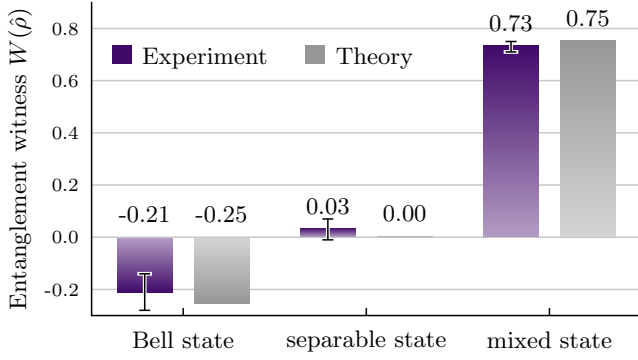


FIG. 3: Plotted values of the collectibility entanglement witness for the three investigated states given in Eq. (2). Presented bars show experimentally observed and theoretically calculated values respectively.

Their ratio r_{IJ} then reads

$$\bar{r}_{IJ} = \frac{\overline{ccA_{IJ}}}{\overline{ccB_{IJ}}} = \frac{ccA_{IJ} - ccN}{ccB_{IJ} - ccN}. \quad (4)$$

This coincidence ratio corresponds to doubled singlet detection rate, because the number of coincidences ccB_{IJ} corresponds to half of the coincidences that would have been measured with FBS completely removed. More detailed description of this procedure is provided in the Appendix.

Knowing the ratios defined in (4), one can express the entanglement witness from Eq. (1) in terms of the coincidences in the following way

$$W(\hat{\rho}) = \frac{1}{2} \left[\eta + \xi^2 (1 - r_{HH}) + (1 - \xi)^2 (1 - r_{VV}) + 2\xi (1 - \xi) (1 - r_{HV}) - 1 \right], \quad (5)$$

where

$$\eta = 8\xi (1 - \xi) \sqrt{r_{HH}r_{VV}} + 2r_{DD} \quad (6)$$

and ξ is the probability of observing both photons of the same pair (either 1 and 2 or 3 and 4) horizontally polarized. For the Bell and mixed state, we have achieved to adjust $\xi = 0.50 \pm 0.03$ while for the separable state it was $\xi = 1.00 \pm 0.01$. Fig. 3 visualizes the theoretical and experimental values of collectibility entanglement witness observed for states given in Eq. (2). For exact values see Tab. I.

In the next step, we have analyzed the collectibility of Werner states which can be expressed in terms of two of the states given in Eq. (2)

$$\hat{\rho}_W = p|\psi_1\rangle\langle\psi_1| + (1-p)\rho_3. \quad (7)$$

In order to interpolate the measurement for any value of $p \in [0, 1]$, we need to average the coincidence counts (or ratios \bar{r}_{IJ}) for the $|\psi_1\rangle$ and ρ_3 state collectibility measurement with effective weights of p^2 and $1 - p^2$ respectively.

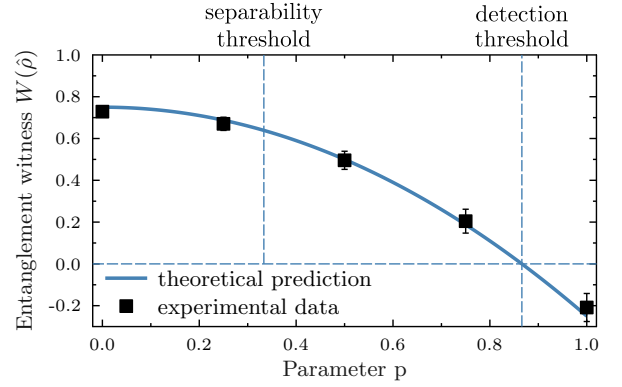


FIG. 4: The entanglement witness $W(\hat{\rho})$ plotted for the Werner states defined in Eq. (7). Both the separability threshold and the threshold of detectability by the collectibility witness are depicted as well.

This means that with probability of p^2 , two copies of $|\psi_1\rangle$ are prepared and their collectibility measured. Similarly, with probability of $(1 - p)^2$, two copies of the ρ_3 are prepared. With probability of $2p(1 - p)$ however, one copy of $|\psi_1\rangle$ and one copy of ρ_3 are inserted into the setup. Since one of these states (ρ_3) is a completely mixed state, the resulting measurement is identical to the case with two ρ_3 states. Note that both the $|\psi_1\rangle$ and ρ_3 states give complete random outcomes of local projections and the Hong-Ou-Mandel interference between any state and a maximally mixed state always yields identical dip depth of $1/2$. Hence we only need to mix the coincidences observed for the $|\psi_1\rangle$ and ρ_3 states with weights of p^2 and $1 - p^2$ respectively. By doing so, we have been able to experimentally investigate the collectibility of Werner states as function of its parameter p . Note that while Werner states are entangled for any value of $p > 1/3$, the collectibility is only able to detect entanglement for $p > \sqrt{3}/2 \approx 0.87$. Observed data as well as theoretical predictions are visualized in Fig. 4 and summarized in Tab. II.

TABLE II: Summarized results obtained for Werner states defined in Eq. (7). W stands for the observed value of entanglement witness and W_{th} is its theoretical prediction.

p	W	W_{th}
0.00	0.73 ± 0.02	0.75
0.25	0.67 ± 0.03	0.69
0.50	0.50 ± 0.04	0.50
0.75	0.20 ± 0.06	0.19
1.00	-0.21 ± 0.07	-0.25

V. CONCLUSIONS

We have presented experimental measurement of the collective entanglement witness for three different quan-

tum states. Our results are in quite a good agreement with the theoretically calculated values. The observed value of the collectibility witness for the Bell state (-0.21 ± 0.07) is well below zero by about 3 multiples of its standard deviation. In the case of the other two states, the value of W is non-negative as it should be for separable states. Further to that, we were able to interpolate the collectibility for various Werner states. Experimental data support the theoretically identified relation between the collectibility witness and the Werner states parameter p . We therefore conclude that our experiment is a sufficient a proof-of-principle test of the collectibility as an nonlinear entanglement witness. Moreover we demonstrate how the measurement can be calibrated for experimental imperfections especially reduced two-photon overlap. Measuring collectibility requires measuring much fewer parameters than full quantum state tomography (QST). However, it is time consuming due to working with SPDC-based sources of entangled photons. Using more deterministic sources would make collectibility measurements faster and more appealing for experimentalists than QST. This especially pronounced in the case of multiqubit entangled states, where the number of parameters needed for QST grows exponentially with the dimension of the entangled state.

Appendix: Detailed account on experimental procedures

1. Initial state preparation procedure

We have taken the following steps in order to prepare the required two copies of investigated input state (designated $|\Psi_1\rangle, |\Psi_2\rangle$ and $\hat{\rho}_3$ in the main text). Preparation of the separable $|\Psi_2\rangle$ state is quite straightforward. In this case, half-wave plate in the pumping beam as well as the quarter-wave plate in front of the pumping beam mirror were set to zero degrees so that only one of the BBO crystals generates photons. Polarization controllers are used to maintain horizontal polarization of the photons 2 and 4 at the input of the fiber beam splitter.

A somewhat more difficult procedure has to be undertaken in order to prepare the maximally entangled state $|\Psi_1\rangle$. First, it requires inserting temporary polarizers into paths of photons 2 and 4 (before they are coupled into fibers). The pumping beam polarization was set to diagonal so that both the BBO crystals contribute to the two-photon state generation. At this point the pumping beam reflection was blocked so that only forward generated photon pairs are observed. By projecting the photon 1 and 2 onto diagonal polarization, we have adjusted the polarization dispersion line in the pumping beam. This was achieved by observing coincidence rate visibility as a function of piezo driven phase shift inside the polarization dispersion line for various setting of disbalanced paths for horizontal and vertical polarization. Once maximum contrast was obtained (about 20:1), the piezo was

adjusted so to maximize the observed coincidences (this way we have set the phase in the Bell state). Afterwards, the temporary polarizer for the photon 2 was removed and the ratio between the HH and VV coincidences was balanced (with precision of about 5%) by observing coincidence rates when projecting the photon 1 onto horizontal/vertical polarization. An identical procedure was repeated to adjust the same state on the backward propagating photons 3 and 4.

For both the above mentioned pure states $|\Psi_1\rangle$ and $|\Psi_2\rangle$, the four-fold coincidences were detected by firstly observing coincident events cc_{13} between photons 1 and 3 and cc_{24} between photons 2 and 4. These coincidences were obtained by using time-to-amplitude modules and single channel analyzer electronics set to coincidence window of 5 ns (smaller than the laser repetition period). Subsequently, coincidence logic was used to obtain four-fold coincidences combining cc_{13} and cc_{24} (with coincidence window of about 20 ns).

Maximally mixed state corresponds to the photons being completely of random polarization, mutually not correlated. By adjusting balanced generation rates from both crystals, the individual photons have this property. The correlation (and entanglement) is only visible when photon pairs 1 and 2 or 3 and 4 are observed simultaneously. Typically, we observe about 30 000 individual photons per second and only about 500 coincident pairs. The majority of photons thus do not have their pair counterpart detected. This fact allows us to use the following procedure to obtain a mixed state. Instead of measuring the four-fold coincidence rates, we have only detected the two-fold coincidence rates cc_{13} and cc_{24} . Since photons 1 and 3 are uncorrelated, so is their coincidence rate cc_{13} . The same is valid for cc_{24} . Then we have just multiplied these two coincidence rates to obtain the resulting mixed state coincidence rate. Since less than 2% of single photons result in pair coincidences, the vast majority of the signal correspond to a completely mixed state.

2. Coincidence rate correction for imperfect two-photon overlap

In an ideal case, when both the photons 1 and 3 are in the same polarization state, no coincidences cc_{24} should be observed due to the two-photon bunching. In the real experiment however, there was a non-removable jitter between the generation of the first and second pair of photons due to the finite time the pulse travels through the crystals. Because of this jitter and other minor experimental imperfections, the probability of the two-photon overlap was decreased and this non-interacting portion of the photons constituted a noise. In order to process the data, we had to subtract this noise from both the ccA_{IJ} and ccB_{IJ} . A calibration measurement was therefore performed to estimate the noise level. For all investigated states both the photons 1 and 3 were projected onto the same polarization from the set of horizontal and ver-

TABLE III: Estimated average values of parasitic coincidences ccN given for all three measured states. Presented values are relative parasitic coincidence rates with respect to overall coincidence rate observed when photons were not overlapping in time (ccB).

Quantum state	relative parasitic coincidence rate $\frac{ccN}{ccB}$
Bell state	0.57 ± 0.02
Separable state	0.49 ± 0.02
Mixed state	0.85 ± 0.01

tical polarizations. The obtained coincidence rates were averaged to obtain the noise level ccN . Corrected coincidence ratios were then calculated using the formula

$$r_{IJ} = \frac{ccA_{IJ} - ccN}{ccB_{IJ} - ccN}. \quad (\text{A.1})$$

Table III summarizes the observed noise levels for the three investigated states. Note that due to different optimal position of the fiber couplers, the noise level varies

for different states. For the Bell and separable state, we have measured the noise four-fold coincidence rates while for the mixed state, we have measured the noise two-fold coincidences cc_{24} . That is because in the case of the mixed state, no four-fold coincidences are measured directly, but they are obtained by multiplying two-fold coincidences cc_{13} with cc_{24} and only the first ones need to be calibrated.

Acknowledgements

KL and KB acknowledge financial support by the Czech Science Foundation under the project No. 16-10042Y and the financial support of the Polish National Science Centre under grant DEC-2013/11/D/ST2/02638. AČ acknowledges financial support by the Czech Science Foundation under the project No. P205/12/0382. The authors also acknowledge the project No. LO1305 of the Ministry of Education, Youth and Sports of the Czech Republic financing the infrastructure of their workplace.

-
- [1] F. Mintert, A. R. R. Carvalho, M. Kuš, A. Buchleitner, Phys. Rep. **415**, 207 (2005).
 - [2] R. Horodecki, P. Horodecki, M. Horodecki, and K. Horodecki, Rev. Mod. Phys. **81**, 865 (2009).
 - [3] A. Einstein, B. Podolsky and N. Rosen, Phys. Rev. **47**, 777 (1935).
 - [4] M. B. Plenio and S. Virmani, Quantum Inf. Comput. **7**, 1 (2007); arXiv:quant-ph/0504163v3.
 - [5] A. Salles, F. de Melo, M. P. Almeida, M. Hor-Meyll, S. P. Walborn, P. H. Souto Ribeiro, and L. Davidovich, Phys. Rev. A **78**, 022322 (2008).
 - [6] R. Simon, Phys. Rev. Lett. **84**, 2726 (2000).
 - [7] J. F. Clauser, M. A. Horne, A. Shimony, R. A. Holt, Phys. Rev. Lett. **23**, 880 (1969).
 - [8] K. Bartkiewicz, B. Horst, K. Lemr, and A. Miranowicz, Phys. Rev. A **88**, 052105 (2013).
 - [9] P. Horodecki, Phys. Rev. A **68**, 052101 (2003).
 - [10] F. A. Bovino, G. Castagnoli, A. Ekert, P. Horodecki, C.M. Alves, and A. V. Sergienko, Phys. Rev. Lett. **95**, 240407 (2005).
 - [11] A. R. R. Carvalho, F. Mintert, and A. Buchleitner, Phys. Rev. Lett. **93**, 230501 (2004); F. Mintert, M. Kuš, and A. Buchleitner, Phys. Rev. Lett. **95**, 260502 (2005);
 - [12] Z.-H. Chen, Z.-H. Ma, O. Gühne, and S. Severini, Phys. Rev. Lett. **109**, 200503 (2012).
 - [13] L. Aolita and F. Mintert, Phys. Rev. Lett. **97**, 050501 (2006).
 - [14] S. P. Walborn, P. H. Souto Ribeiro, L. Davidovich, F. Mintert, and A. Buchleitner, Nature (London) **440**, 1022 (2006).
 - [15] P. Badziąg, C. Brukner, W. Laskowski, T. Paterek, and M. Żukowski, Phys. Rev. Lett. **100**, 140403 (2008).
 - [16] M. Huber, F. Mintert, A. Gabriel, and B. C. Hiesmayr, Phys. Rev. Lett. **104**, 210501 (2010).
 - [17] O. Gühne, M. Reimpell, and R. F. Werner, Phys. Rev. Lett. **98**, 110502 (2007).
 - [18] J. Eisert, F. Brandao, and K. Audenaert, New J. Phys. **9**, 46 (2007).
 - [19] R. Augusiak, M. Demianowicz, and P. Horodecki, Phys. Rev. A **77**, 030301 (2008).
 - [20] A. Osterloh and P. Hyllus, Phys. Rev. A **81**, 022307 (2010).
 - [21] Ł. Rudnicki, P. Horodecki, and K. Życzkowski, Phys. Rev. Lett. **107**, 150502 (2011).
 - [22] B. Jungnitsch, T. Moroder, and O. Gühne, Phys. Rev. Lett. **106**, 190502 (2011).
 - [23] Ł. Rudnicki, Z. Puchala, P. Horodecki, and K. Życzkowski, Phys. Rev. A **86**, 062329 (2012).
 - [24] Ł. Rudnicki, Z. Puchala, P. Horodecki, and K. Życzkowski, J. Phys. A: Math. Theor. **47**, 424035 (2014).
 - [25] L. Zhou and Y.-B. Sheng, Phys. Rev. A **90**, 024301 (2014).
 - [26] H. S. Park, S. S. B. Lee, H. Kim, S. K. Choi, and H. S. Sim, Phys. Rev. Lett. **105**, 230404 (2010).
 - [27] W. Laskowski, D. Richart, C. Schwemmer, T. Paterek, and H. Weinfurter, Phys. Rev. Lett. **108**, 240501 (2012).
 - [28] K. Audenaert, M. B. Plenio, and J. Eisert, Phys. Rev. Lett. **90**, 027901 (2003).
 - [29] S. Ishizaka, Phys. Rev. A **69**, 020301(R) (2004).
 - [30] K. Bartkiewicz, P. Horodecki, K. Lemr, A. Miranowicz, K. Życzkowski, Phys. Rev. A **91**, 032315 (2015).
 - [31] K. Bartkiewicz, J. Beran, K. Lemr, M. Norek, and A. Miranowicz, Phys. Rev. A **91**, 022323 (2015).
 - [32] C. K. Hong, Z. Y. Ou, and L. Mandel, Phys. Rev. Lett. **59**, 2044 (1987).
 - [33] K. Bartkiewicz, K. Lemr, A. Černoč, J. Soubusta, Phys. Rev. A **87**, 062102 (2013).
 - [34] K. Bartkiewicz, K. Lemr, A. Miranowicz, Phys. Rev. A **88**, 052104 (2013).
 - [35] A. Miranowicz, K. Bartkiewicz, J. Peřina Jr., M. Koashi, N. Imoto, F. Nori, Phys. Rev. A **90**, 062123 (2014).
 - [36] K. Bartkiewicz, A. Černoč, K. Lemr, A. Miranowicz,

- Sci. Rep. **6**, 19610 (2016).
- [37] P. G. Kwiat, E. Waks, A. G. White, I. Appelbaum, and P. H. Eberhard, Phys. Rev. A **60**, R773(R) (1999).