

Rapid Asynchronous Plurality Consensus

Robert Elsässer* Tom Friedetzky† Dominik Kaaser*
 Frederik Mallmann-Trenn‡ Horst Trinker*

*University of Salzburg, Austria

elsa@cosy.sbg.ac.at, dominik@cosy.sbg.ac.at, horst.trinker@sbg.ac.at

†Durham University, U.K.

tom.friedetzky@dur.ac.uk

‡École normale supérieure, Paris, France

Simon Fraser University, Canada

mallmann@di.ens.fr

Abstract

We consider distributed plurality consensus in a complete graph of size n with k initial opinions. We design an efficient and simple protocol in the asynchronous communication model that ensures that all nodes eventually agree on the initially most frequent opinion. In this model, each node is equipped with a random Poisson clock with parameter $\lambda = 1$. Whenever a node's clock ticks, it samples some neighbors, uniformly at random and with replacement, and adjusts its opinion according to the sample.

Distributed plurality consensus has been deeply studied in the synchronous communication model, where in each round, every node chooses a sample of its neighbors, and revises its opinion according to the obtained sample. A prominent example is the so-called two-choices algorithm, where in each round, every node chooses two neighbors uniformly at random, and if the two sampled opinions coincide, then that opinion is adopted. This protocol is very efficient and well-studied when $k = 2$. If $k = O(n^\varepsilon)$ for some small ε , we show that it converges to the initial plurality opinion within $O(k \cdot \log n)$ rounds, w.h.p., as long as the initial difference between the largest and second largest opinion is $\Omega(\sqrt{n \log n})$. On the other side, we show that there are cases in which $\Omega(k)$ rounds are needed, w.h.p.

One can beat this lower bound by combining the two-choices protocol with push-pull broadcasting. The main idea is to divide the process into several phases, where each phase consists of a two-choices round followed by several broadcasting rounds. This, however, is difficult to realize in the asynchronous model, as we can no longer rely on nodes performing the same operations at the same time.

Our main contribution is just that: a non-trivial adaptation of this approach to the asynchronous model. If the support of the most frequent opinion is at least $(1 + \varepsilon)$ times that of the second-most frequent one and $k = O(\exp(\log n / \log \log n))$, then our protocol achieves the best possible run time of $O(\log n)$, w.h.p. Key to our adaptation is that we relax full synchronicity by allowing $o(n)$ nodes to be poorly synchronized, and the well synchronized nodes are only required to be within a certain time difference from one another. We enforce this “sufficient” synchronicity by introducing a novel gadget into the protocol. Other parts of the adaptation are made to work using arguments and techniques based on a Pólya urn model.

Keywords: Plurality Consensus, Distributed Randomized Algorithms, Stability, Asynchronicity

Contents

1	Introduction	3
1.1	Model	3
1.2	Our Contributions	5
1.3	Related Work	7
2	Plurality Consensus with Two Choices	9
2.1	Upper bound	9
2.2	Lower Bounds	15
3	Comparison with the 3-Majority Process	19
4	Analysis of the Synchronous Algorithm: One Extra Bit	20
4.1	The Key Lemmas	21
4.2	Analysis	22
5	Analysis of the Asynchronous Algorithm	28
5.1	The Asynchronous Protocol	28
5.2	The Key Lemmas	31
5.3	Concentration of the Clocks: Proof of Proposition 5.2	32
5.4	Analysis of the Two-Choices sub-phase: Proof of Proposition 5.3	37
5.5	Analysis of the Bit-Propagation Sub-Phase: Proof of Proposition 5.4	37
5.6	The Endgame: Taking a from $(1 - \varepsilon_{\text{part1}}) \cdot n$ to n	41
5.7	Putting Everything Together: Proof of Theorem 1.4	44
5.8	Increasing the Number of Opinions	45
6	Conclusion	45

1 Introduction

Distributed voting is a fundamental problem in distributed computing with applications in a multitude of fields. In distributed computing, these include, among others, consensus [24] and leader election [13].

We consider the following plurality consensus process on the clique K_n of size n . Each node in the network starts with one initial opinion, which we also refer to as color, from a finite set of possible opinions. We distinguish between the synchronous and the asynchronous setting. In the *synchronous model*, all nodes communicate simultaneously with some of their neighbors and update their opinions accordingly. In the *asynchronous model*, we assume that each node has a random clock which ticks according to a Poisson distribution, once per unit of time in expectation. Again, upon activation a node updates its opinion according to a sample of its neighborhood.

Regardless of the underlying model of synchronicity, if eventually all nodes agree on one opinion, we say this opinion *wins*, and the process *converges*. Typically, one would demand from such a voting procedure to run accurately, that is, the opinion with the largest initial support should win with decent probability ($1 - o(1)$), and to be efficient, that is, the voting process should converge within as few communication steps as possible. Additionally, voting algorithms are usually required to be simple, fault-tolerant, and easy to implement [24, 25].

1.1 Model

In the following section, we will introduce formally the model which we consider in the remainder of this paper. We give a formal definition of the consensus process in the synchronous and the asynchronous model followed by an overview of our results in [Section 1.2](#).

We consider the following plurality consensus process on the clique $G = (V, E) = K_n$ of size n . Initially, the nodes are partitioned into k groups representing k colors $\mathcal{C}_1, \dots, \mathcal{C}_k$. We will denote the number of nodes having color \mathcal{C}_j as c_j . We furthermore denote the set of all colors as $C = \{\mathcal{C}_1, \dots, \mathcal{C}_k\}$. Also, we will occasionally abuse notation and use \mathcal{C}_i to denote the *set* of all vertices having color \mathcal{C}_i . W.l.o.g., we assume that colors are ordered in descending order such that $c_1 \geq c_2 \geq \dots \geq c_k$. We will denote the initial plurality color \mathcal{C}_1 as \mathcal{A} with size $a = c_1$ and we will use \mathcal{B} to denote the second largest color \mathcal{C}_2 of size $b = c_2$.

Synchronous Model

In the synchronous model we assume that the protocol operates in discrete rounds. In each round, the nodes may simultaneously sample other nodes uniformly at random and then simultaneously change their opinion as a function of the observed samples. One prominent example here is the Two-Choices process where in each round every node samples two nodes chosen uniformly at random, with replacement. If the chosen nodes' colors coincide, then the node adopts this color. We denote this process as the *plurality consensus process with two choices*. Our first two results will be shown w.r.t. this synchronous model.

Parallel Asynchronous Model

In the asynchronous model, every node v is equipped with a random clock which ticks according to a Poisson distribution with parameter $\lambda = 1$. Whenever a node ticks, it may sample nodes chosen uniformly at random and update its opinion based on the sampled values. That is, we assume a memory-less random clock, such that for every node the time between two ticks is exponentially

distributed with parameter $\lambda = 1$. Consequently, from the memory-less property it follows that at any time t each node has the same probability $1/n$ to be the next one to tick.

Sequential Asynchronous Model

While the parallel model described above represents real-world processes for which event frequencies are commonly modeled by Poisson clocks, we give in the following a more theoretical yet equivalent model.

The Poisson distribution used for the clocks in the parallel model has the so-called *memory-less property*. That is, at any given time t , regardless of the previous events, every node has exactly the same probability to be the next node to tick, namely $1/n$. We furthermore assume that, upon a node's activation, the execution of one step occurs atomically, that is, no two nodes are ever active concurrently. Therefore, instead of considering the asynchronous parallel process in continuous time, we rather analyze the process in the so-called sequential model. In this sequential model, we assume that a discrete time is given by the sequence of ticks, and at any of the discrete time steps, a node is selected to perform its task uniformly at random from the set of all nodes.

Observe that we can relate the number of ticks in the sequential model to the continuous time in the asynchronous model as follows (see also [2]). We have for any tick t in the asynchronous sequential model that $E[T_t] = t/n$, where T_t is the random variable for the continuous time of tick t . Moreover, for the expected number of ticks allotted by the asynchronous voting algorithm described in Section 5, we obtain that the continuous time is concentrated around the expected value such that with high probability¹ the asynchronous voting process converges after at most $O(\log n)$ time units. See, e.g., [12, Lemma 1] for details on the concentration.

Stability

In our analysis, we will show that the Two-Choices process can tolerate the presence of an adversary which is allowed to arbitrarily change the opinion of up to $F = c_1(c_1 - c_2)/(8n)$ arbitrarily selected nodes after every round. We will show that under these assumptions our Two-Choices process still guarantees that with high probability a vast majority of nodes accept the plurality opinion, that is, the initially dominant opinion. Observe that, similarly, all our theorems also hold if the adversary is allowed to change opinions at the *beginning* of a round. We use a definition similar to the definition by Becchetti et al. [9], which in turn has its roots in [3, 5].

Definition 1.1. *A stabilizing near-plurality protocol ensures the following properties:*

1. *Almost agreement. Starting from any initial configuration, in a finite number of rounds, the system must reach a regime of configurations where all but a negligible bad subset of nodes of size at most $O(n^\varepsilon)$ for some constant $\varepsilon < 1$ support the same opinion.*
2. *Almost validity. Given a large enough initial bias, the system is required to converge to the plurality opinion \mathcal{A} , with high probability, where all but a negligible bad set of nodes have opinion \mathcal{A} .*
3. *Non-termination. In dynamic distributed systems, nodes represent simple and anonymous computing units which are not necessarily able to detect any global property.*
4. *Stability. The convergence to such a weaker form of agreement is only guaranteed to hold with high probability.*

¹Throughout this paper, the expression *with high probability* means a probability of at least $1 - n^{-\Omega(1)}$.

1.2 Our Contributions

In this paper we consider a modification of the Two-Choices protocol to design an efficient distributed voting algorithm, allowing for a large number of different opinions in the asynchronous settings. So far, most work in this area concentrated on the synchronous communication model. As we see below, the Two-Choices protocol has certain limitations – even in this synchronous setting.

Limits of the Two-Choices Approach. The Two-Choices protocol seems to be very efficient if the number of colors is two [15]. The following result can be seen as an extension of Cooper et al. [15] on the complete graph when initially the number of opinions is larger than two. That is, we assume that every node of the clique $G = (V, E) = K_n$ has one of k possible opinions at the beginning, where $k = O(n^\epsilon)$ for some small positive constant ϵ . Then, the following theorem holds.

Theorem 1.2. *Consider the synchronous model. Let $G = K_n$ be the complete graph with n nodes. Let $k = O(n^\epsilon)$ be the number of opinions for some small constant $\epsilon > 0$. The Two-Choices plurality consensus process defined in Algorithm 1 converges with high probability to \mathcal{A} within $O(n/c_1 \cdot \log n)$ rounds, if the initial bias is at least $c_1 - c_2 \geq z \cdot \sqrt{n \log n}$ for some constant z . Assuming this bias, the process fulfills the stabilizing near-plurality conditions in presence of any $F = c_1(c_1 - c_2)/(8n)$ -dynamic adversary.*

Furthermore, if we assume that $c_1 - c_2 = z \cdot \sqrt{n \log n}$ for some constant z , and $c_j = c_2$ for any $j = 3, \dots, k$, then the Two-Choices protocol requires $\Omega(n/c_1 + \log n)$ rounds in expectation to converge.

The difficulty in the analysis lies in the possibly diminishingly small initial *mass* of \mathcal{A} in comparison to the mass of all other colors. Interestingly, the required initial gap does not depend on the number of opinions present. Moreover, we also show that if $c_1 - c_2 = O(\sqrt{n})$, then \mathcal{B} wins with constant probability.

Slightly later (cf. [17, 20]), Cooper et al. proved the same run time in a much more general form by considering the class of regular expander graphs, albeit assuming a slightly more restrictive initial bias.

In order to overcome the $\Omega(k)$ lower bound in general, we need to modify the Two-Choices protocol.

Breaking the $\Omega(k)$ Barrier in the Synchronous Setting. To achieve a low run time, we combine the two choices process with a rumor spreading algorithm. We first consider this approach in the synchronous setting and denote the corresponding algorithm by **OneExtraBit**. For this, we investigate a slightly modified model called the *memory model*, which is described in full detail in Section 4. In this model, we allow each node to transmit one additional bit. As stated in Theorem 1.3, this allows us to reduce the run time from $O(n/c_1 \cdot \log n)$ to $O((\log(c_1/(c_1 - c_2)) + \log \log n) \cdot (\log k + \log \log n)) = O(\log^2 n)$, and the dominating color still wins with high probability, while the initial bias needs only to be slightly larger than in Theorem 1.2. If we assume that a tight upper bound on n/c_1 is known to the nodes, the run time of **OneExtraBit** can further be improved to $O((\log \log n) \cdot (\log(n/c_1) + \log \log n))$. The theorem is formally stated as follows.

Theorem 1.3. *Consider the synchronous model. Let $G = K_n$ be the complete graph with n nodes. Let $k = O(n^\epsilon)$ be the number of opinions for some small constant $\epsilon > 0$. Assume $c_1 - c_2 \geq z \cdot \sqrt{n \log^3 n}$ for some constant z , then the plurality consensus process **OneExtraBit** defined in*

Algorithm 2 on G converges within

$$O((\log(c_1/(c_1 - c_2)) + \log \log n) \cdot (\log k + \log \log n))$$

rounds to \mathcal{A} , with high probability.

This can be further improved to $O((\log(c_1/(c_1 - c_2)) + \log \log n) \cdot \log k)$ if we change the algorithm slightly as described in [Section 4](#). Coming from a different angle, essentially the same result was obtained independently by Berenbrink et al. [10] (see their first protocol) as an intermediate step toward their main result, as well as by Ghaffari and Parter [22]. To obtain our main result, we will generalize this approach to the asynchronous communication model.

Note that in the classical Two-Choices protocol each node is implicitly assumed to have local memory of a certain size, which is used, e.g., to store its current opinion. The main difference between the classical model and the memory model is that in the memory model each node also transmits an additional bit along with its opinion when contacted by a neighbor. Also, the nodes need additional *local* memory to count the number of rounds. The protocol of [Theorem 1.3](#) ensures that the dominant color \mathcal{A} wins within a small (at most $O(\log^2 n)$) number of rounds, even if the bias is only $O(\sqrt{n \log^3 n})$. The thorough analysis of this synchronous algorithm is the basis for understanding and analyzing the corresponding asynchronous protocol.

Our Main Contribution. Our main contribution is an adaptation of the algorithm `OneExtraBit` to the asynchronous setting. The main question is whether the same (or similar) results as in the synchronous case can also be obtained in the asynchronous setting. As discussed below in more detail, a straight-forward observation is that in the sequential asynchronous model many nodes may remain *unselected* for up to $O(\log n)$ time, which implies that no algorithm can converge in $o(\log n)$ time. Thus, our aim is to construct a protocol that solves plurality consensus in $O(\log n)$ time. We show that if the difference between the numbers of the largest two opinions is at least $\Omega(c_2)$, where c_2 is the size of the second largest opinion, and $k = n^{O(1/\log \log n)}$, then our algorithm solves plurality consensus and achieves the best possible run time of $O(\log n)$, provided a node is allowed to communicate with at most constantly many other nodes in a step.

The key to the rapidity of `OneExtraBit` is that we pair a phase in which all nodes execute the Two-Choices process with a phase in which successful opinions are propagated quickly – much like in broadcasting. For this to work it is crucial to separate the two phases. While this is trivial in the synchronous setting, it is impossible in the asynchronous setting. The number of activations of different nodes can easily differ by $\Theta(\log n)$, rendering any attempt of full synchronization futile if one aims for a run time of $O(\log n)$. Thus, we restrict ourselves to the concept of *weak synchronicity* as follows. At any time we only require that a $(1 - o(1))$ -fraction of nodes are *almost* synchronous. To cope with the influence of the remaining nodes, we rely on a toolkit of gadgets, which we believe are interesting in their own right. The obtained weak synchronicity allows us to reuse the high-level structure of the proof and the analysis of `OneExtraBit`. Our result is formally stated in the following theorem.

Theorem 1.4. *Consider the asynchronous model. Let $G = K_n$ be the complete graph with n nodes. Let $k = O(\exp(\log n / \log \log n))$ be the number of opinions. Let $\varepsilon_{\text{bias}} > 0$ be a constant. Assume $c_1 \geq (1 + \varepsilon_{\text{bias}}) \cdot c_i$ for all $i \geq 2$, then the asynchronous plurality consensus process defined in [Section 5](#) on G converges within time $\Theta(\log n)$ to the majority opinion \mathcal{A} , with high probability.*

1.3 Related Work

This overview concentrates on results concerned with Pull Voting, Plurality Consensus, and Population protocols.

Protocols Based on Pull Voting. One major line of research on plurality consensus has its roots in gossiping and rumor spreading. Communication in these models is often restricted to pull requests, where nodes can query other nodes' opinions and use a simple rule to update their own opinion.

In the remainder of this paper we refer to the opinion with initially largest (second-largest, etc.) support as the largest (second-largest, etc.) opinion. This does not in any way refer to a possible numerical value that may be associated with an opinion. One straightforward variant is the so-called *pull voting* running in discrete rounds, during which each player contacts a node chosen uniformly at random from among its neighbors and adopts the opinion of that neighbor. The two papers by Hassin and Peleg [24] and Nakata et al. [31] have considered the discrete time two-opinion voter model on connected graphs. In these papers, each node is initially assigned one of two possible opinions. Their main result is that the probability for one opinion to win is proportional to the sum of the degrees of all vertices supporting that opinion. It has furthermore been shown by Hassin and Peleg [24] that the expected time for the two-opinion voting process to converge on general graphs can only be bounded by $O(n^3 \log n)$. Tighter bounds for general graphs were obtained by [14, 11, 27].

The expected convergence time for pull voting is at least $\Omega(n)$ on many graphs, such as regular expanders and complete graphs. Taking into account that solutions to many other fundamental problems in distributed computing, such as information dissemination [28] or aggregate computation [29], are known to run much more efficiently, Cooper et al. noted that there is room for improvement. To address this issue, Cooper et al. [15] introduced the Two-Choices voting process. In this modified process, one is given a graph $G = (V, E)$ where each node has one of two possible opinions. The process runs in discrete rounds during which, unlike in the classical pull voting, every node is allowed to contact two neighbors chosen uniformly at random. If both neighbors have the same opinion, then this opinion is adopted, otherwise the calling vertex retains its current opinion in this round.

They show that in random d -regular graphs, with high probability all nodes agree after $O(\log n)$ steps on the initially most frequent opinion, provided that $c_1 - c_2 = K \cdot (n\sqrt{1/d + d/n})$ for K large enough, where c_1 and c_2 denote the support of the initially most frequent and second-most frequent colors. For an arbitrary d -regular graph G , they need $c_1 - c_2 = K \cdot \lambda_2 \cdot n$. In the more recent work by Cooper et al. [16], the results from [15] have been extended to general expander graphs, cutting out the restrictions on the node degrees but nevertheless proving that the convergence time for the voting procedure remains in $O(\log n)$. Recently, the authors of [17] showed the following bound on the consensus time in regular expanders. If the initial bias between the largest and second-largest opinion is at least $c_1 - c_2 \geq Cn \max\{\sqrt{\log n/c_1}, \lambda_2\}$, where λ is the absolute second eigenvalue of the matrix $P = \text{Adj}(G)/d$ and C is a suitable constant, then the largest opinion wins in $O((n \log n)/c_1)$ steps, with high probability.

One extension is five-sample voting in d -regular graphs with $d \geq 5$, where in each round at least five distinct neighbors are consulted. Abdullah and Draief showed an $O(\log_d \log_d n)$ bound [1], which is tight for a wider class of voting protocols. A more general analysis of multi-sample voting has been conducted by Cruise and Ganesh [18] on the complete graph.

Protocols for Plurality Consensus. Becchetti et al. [8] consider a similar update rule on the clique for k opinions. Here, each node pulls the opinion of three random neighbors and adopts

the majority opinion among those three (breaking ties uniformly at random). They need $O(\log k)$ memory bits and prove a tight run time of $\Theta(k \cdot \log n)$ for this protocol, given a sufficiently large bias $c_1 - c_2$. Moreover, they show that if the bias is only of order \sqrt{kn} , then with constant probability the difference $c_1 - c_2$ decreases. As we show in this paper, the Two-Choices process behaves differently since the difference required by the two choices process is only $\Omega(\sqrt{n \log n})$. The reason for this phenomenon is that the variance of the number of nodes switching per round differs greatly between these two processes. In the regime where all opinions are roughly of the same size, the probability of switching in the Two-Choices process is $o(1)$, whereas it is $1 - o(1)$ in the 3-majority process. More details can be found in [Section 3](#).

In another recent paper, Becchetti et al. [7] build upon the idea of the 3-state population protocol by Angluin et al. [3]. Using a slightly different time and communication model, they generalize the protocol to k opinions. In their model, nodes act in parallel and in each round pull the opinion of a random neighbor. If it holds for the largest color that $c_1 \geq (1 + \varepsilon) \cdot c_2$ for a constant $\varepsilon > 0$, the number of colors is bounded by $k = O((n/\log n)^{1/3})$, and assuming the availability of $\log k + O(1)$ bits of memory, their protocol agrees with high probability on the plurality opinion in time $O(\text{md}(\mathbf{c}) \cdot \log n)$ in the clique. Here, $\text{md}(\mathbf{c})$ is the so-called *monochromatic distance* that depends on the initial opinion distribution \mathbf{c} . In contrast to all the results above for $k > 2$ opinions, we only require a bias of size $O(\sqrt{n \log n})$.

Also interested in balancing the requirement for additional memory with convergence time, in [10] the authors propose two plurality consensus protocols. Both assume a complete graph and realize communication via the random phone call model. The first protocol is very simple and, with high probability, achieves plurality consensus within $O(\log(k) \cdot \log \log_\gamma n + \log \log n)$ rounds using $\Theta(\log \log k)$ bits of additional memory. The second, more sophisticated protocol achieves plurality consensus within $O(\log(n) \cdot \log \log_\gamma n)$ rounds using only 4 overhead bits. In both cases, k denotes the number of colors, and γ denotes the initial relative plurality gap, the ratio between the plurality opinion and the second-largest opinion. They require an initial absolute gap of $\omega(\sqrt{n \log^2 n})$. At the heart of their protocols lies the use of the *undecided state*, originally introduced by Angluin et al. [3]. A very recent result by Ghaffari and Parter [22] introduces a protocol for plurality consensus with time and memory bounds similar to our bounds for [Algorithm 2](#). They employ a similar basic idea of consolidation and bit-propagation rounds, which they refer to as selection and recovery. While aspects of [22] and the first protocol in [10] are similar to our own protocol (in terms of expectation but not distribution), they were all developed independently and initially approached the problem with different specific objectives.

Another interesting model allows for adversarial corruption of opinions. Doerr et al. [19] investigate the so-called 3-median rule which allows an adversary to arbitrarily change the opinion of $F = \sqrt{n}$ arbitrary nodes. The required time to reach near-consensus is $O(\log k \log \log n + \log n)$, where k is the size of the set of opinions. Their algorithm assumes a total ordering on the opinions and requires nodes to be able to perform basic algebraic operations. In a recent paper, Becchetti et al. [9] overcome these assumptions and show that the 3-majority rule is stable against an $F = o(\sqrt{n})$ dynamic-adversary. It is worth noting that both [9, 19] are only interested in consensus and not necessarily plurality, which would mean that the initially dominant color wins with high probability if the initial bias is large enough.

Population Protocols The second major line of work on majority voting considers *population protocols*, in which the nodes usually act asynchronously. In its basic variant, nodes are modeled as finite state machines with a small state space. Communication partners are chosen either adversarially or randomly, see [4, 6] for a more detailed description. Angluin et al. [3] propose a 3-state (that

Algorithm two-choices($G = (V, E)$, $\text{color} : V \rightarrow C$)

```

for round  $t = 1$  to  $|C| \cdot \log |V|$  do
  at each node  $v$  do in parallel
    let  $u_1, u_2 \in N(v)$  uniformly at random;
    if  $\text{color}(u_1) = \text{color}(u_2)$  then
       $\text{color}(v) \leftarrow \text{color}(u_1)$ ;

```

Algorithm 1: Distributed Voting Protocol with Two Choices

is, constant memory) population protocol for majority voting with $k = 2$ in the clique to model the mixing behavior of molecules. We refer to their communication model as the *sequential model*. In each time step, an edge is chosen uniformly at random, such that only one pair of nodes communicates. They show that consensus is reached after $O(n \log n)$ time steps where the largest opinion has an initial size of at least $n/2 + \omega\sqrt{n} \log n$. To allow for an easier comparison with the synchronous model, we will normalize the run time of all sequential algorithms and continuous processes throughout this paper by dividing their run time by n [2]. To make this explicit, we sometimes refer to this as *parallel time*. This is a typical measure for population protocols and based on the intuition that, in expectation, each node communicates with one neighbor within n time steps. In a recent paper, Alistarh et al. [2] gave a sophisticated sequential protocol for $k = 2$ in the clique. It solves exact majority and has, with high probability, parallel run time $O(\log^2 n / (s \cdot (c_1 - c_2)) + \log^2 n \cdot \log s)$, where s is the number of states with s asymptotically in $[\log n \cdot \log \log n, n]$.

2 Plurality Consensus with Two Choices

In [Section 2.1](#) we show the upper bound [Theorem 1.2](#) on the Two-Choices process. We show that if the initial bias is $\Omega(n \log n)$, then the initially most dominant color wins with high probability in $O(k \cdot \log n)$ rounds.

In [Section 2.2](#) we show two lower bounds: We show that if the initial bias is of order $O(\sqrt{n})$, then with constant probability a color different than \mathcal{A} will win ([Theorem 2.5](#)). Furthermore, we show that there are configurations from which we require $\Omega(k + \log n)$ rounds until any opinion wins ([Theorem 2.6](#)).

2.1 Upper bound

In this section we show our first theorem stated in [Theorem 1.2](#). The algorithm discussed in this section is formally defined in [Algorithm 1](#). The structure of the proofs is as follows. We show using Chernoff bounds that the number of nodes which change their opinion to \mathcal{A} is larger than the number of nodes which switch to \mathcal{B} . Given that the initial bias is large enough, the relative difference between \mathcal{A} and \mathcal{B} increases rapidly in every round with high probability, and using a union bound yields the theorem. The difficult part lies in bounding the number of switches to \mathcal{A} and to \mathcal{B} . Indeed, just applying a Chernoff bound to every single color appears to lead to much weaker results. Instead, we carefully aggregate colors when considering the nodes switching to \mathcal{A} or \mathcal{B} . Intuitively, the difficulty lies in the sheer number of initial opinions we allow. In contrast to what is permitted in most previous work, their total mass may significantly exceed the initial mass of \mathcal{A} .

Let f_{ij} denote the random variable denoting the *flow* from color \mathcal{C}_i to color \mathcal{C}_j , that is, f_{ij} at a given time step t represents the number of nodes which had color \mathcal{C}_i at the previous time step

$t - 1$ and switched to color \mathcal{C}_j at time t . We will use c'_1, \dots, c'_k to denote the number of nodes of corresponding colors after the switching has been performed before the adversary changes F arbitrary nodes.

For simplicity of notation, we will assume that in the following the dominating color \mathcal{C}_1 is denoted as \mathcal{A} with $a = c_1$. Furthermore, we will use \mathcal{B} to denote the second largest color \mathcal{C}_2 of size $b = c_2$. Also, we will use $f_{\mathcal{A}\mathcal{B}}$ and $f_{\mathcal{B}\mathcal{A}}$ to denote $f_{1,2}$ and $f_{2,1}$, respectively.

Observe that in the complete graph the number f_{ij} of nodes switching from \mathcal{C}_i to \mathcal{C}_j has a binomial distribution with parameters $f_{ij} \sim B(c_i, c_j^2/n^2)$. Clearly, the expectation and variance of f_{ij} are

$$\mathbb{E}[f_{ij}] = \frac{c_i \cdot c_j^2}{n^2} \quad \text{and} \quad \text{Var}[f_{ij}] = \frac{c_i \cdot c_j^2 (n - c_j)(n + c_j)}{n^4} .$$

Observe that if $a \geq (1/2 + \varepsilon_1)n$ for some constant $\varepsilon_1 > 0$, the process converges within $O(\log n)$ steps with high probability. This follows from [15] since in the case of $a \geq (1/2 + \varepsilon_1)n$ the process is stochastically dominated by the two color voting process. For the sake of readability we assume in the following that $a \leq n/2$. Furthermore, observe that $a > n/k$, since \mathcal{A} is the largest of k color classes. We start with the following definitions.

Let $S \subseteq \mathcal{C}$ be a set of colors. We will use the random variable f_{iS} to denote the sum of all flows from color \mathcal{C}_i to any color in S and f_{Si} to denote the sum of all flows from any color in S to \mathcal{C}_i . We have in expectation

$$\mathbb{E}[f_{Si}] = \sum_{\mathcal{C}_j \in S} \frac{c_j \cdot c_i^2}{n^2} \quad \text{and} \quad \mathbb{E}[f_{iS}] = \sum_{\mathcal{C}_j \in S} \frac{c_i \cdot c_j^2}{n^2} .$$

Let \mathcal{C}_i be a color and $\overline{\mathcal{C}}_i$ be the set of all other colors, defined as $\overline{\mathcal{C}}_i = \mathcal{C} \setminus \mathcal{C}_i$. We observe that after one round the new number of nodes supporting \mathcal{C}_i is a random variable

$$c'_i = c_i + \sum_{j \neq i} f_{ji} - \sum_{j \neq i} f_{ij} = c_i + f_{\overline{\mathcal{C}}_i i} - f_{i \overline{\mathcal{C}}_i} .$$

Since all nodes perform their choices independently, the first sum $f_{\overline{\mathcal{C}}_i i}$ has a binomial distribution with parameters $f_{\overline{\mathcal{C}}_i i} \sim B(n - c_i, c_i^2/n^2)$. Furthermore, every node of color \mathcal{C}_i changes its color away from \mathcal{C}_i to any other opinion with probability $p_i^{\text{away}} = \sum_{j \neq i} c_j^2/n^2$. Therefore, the second sum $f_{i \overline{\mathcal{C}}_i}$ also has a binomial distribution with parameters $f_{i \overline{\mathcal{C}}_i} \sim B(c_i, p_i^{\text{away}})$. That is, we have in expectation

$$\mathbb{E}[c'_i] = c_i + \frac{(n - c_i)c_i^2}{n^2} - \frac{c_i}{n^2} \sum_{j \neq i} c_j^2 . \quad (1)$$

Note that these expected values are monotone w.r.t. the current size. This is described more formally in the following observation.

Observation 2.1. *Let \mathcal{C}_r and \mathcal{C}_s be two colors. It holds that if $c_r \leq c_s$ then $\mathbb{E}[c'_r] \leq \mathbb{E}[c'_s]$.*

Proof. We first rewrite (1) as

$$\mathbb{E}[c'_i] = c_i + \frac{c_i^2}{n} - \frac{c_i}{n^2} \sum_{\mathcal{C}_j} c_j^2 = c_i \left(1 + \frac{c_i}{n} - \sum_{\mathcal{C}_j} \frac{c_j^2}{n^2} \right) .$$

Using this representation of $\mathbb{E}[c'_i]$ gives us

$$\mathbb{E}[c'_r] = c_r \left(1 + \frac{c_r}{n} - \sum_{\mathcal{C}_j} \frac{c_j^2}{n^2} \right) \stackrel{(c_r \leq c_s)}{\leq} c_s \left(1 + \frac{c_s}{n} - \sum_{\mathcal{C}_j} \frac{c_j^2}{n^2} \right) = \mathbb{E}[c'_s] . \quad \square$$

For the following lemma, recall that $\mathcal{A} = \mathcal{C}_1$ denotes the dominant color of size $a = c_1$ and $\mathcal{B} = \mathcal{C}_2$ denotes the second largest color of size $b = c_2$.

Lemma 2.2. *Let \mathcal{A} be the dominating color and \mathcal{B} be the second largest color. Assume that $a - b > z \cdot \sqrt{n \log n}$. There exists a constant z such that $a' - b' > (a - b)(1 + a/4n)$ with high probability.*

In the following proof we utilize certain methods which have also been used in [15] for the two-opinion plurality consensus process with two choices in more general graphs.

Proof. First we observe that

$$\begin{aligned}
\mathbb{E}[a' - b'] &= a + \mathbb{E}[f_{\overline{\mathcal{A}}\mathcal{A}}] - \mathbb{E}[f_{\mathcal{A}\overline{\mathcal{A}}}] - b - \mathbb{E}[f_{\overline{\mathcal{B}}\mathcal{B}}] + \mathbb{E}[f_{\mathcal{B}\overline{\mathcal{B}}}] \\
&= a + (n - a) \cdot \frac{a^2}{n^2} - \frac{a}{n^2} \sum_{\mathcal{C}_i \neq \mathcal{A}} c_i^2 - b - (n - b) \cdot \frac{b^2}{n^2} + \frac{b}{n^2} \sum_{\mathcal{C}_i \neq \mathcal{B}} c_i^2 \\
&= a - b + \frac{1}{n^2} \left(a^2 n - a^3 - b^2 n + b^3 - a \sum_{\mathcal{C}_i \neq \mathcal{A}} c_i^2 + b \sum_{\mathcal{C}_i \neq \mathcal{B}} c_i^2 \right) \\
&= a - b + \frac{1}{n^2} \left(n(a^2 - b^2) - a \left(a^2 + \sum_{\mathcal{C}_i \neq \mathcal{A}} c_i^2 \right) + b \left(b^2 + \sum_{\mathcal{C}_i \neq \mathcal{B}} c_i^2 \right) \right) \\
&= a - b + \frac{1}{n} (a^2 - b^2) - \frac{1}{n^2} \left(a \sum_{\mathcal{C}_i} c_i^2 - b \sum_{\mathcal{C}_i} c_i^2 \right) \\
&= a - b + \frac{(a - b)(a + b)}{n} - \frac{1}{n^2} \sum_{\mathcal{C}_i} c_i^2 (a - b) \\
&= (a - b) \cdot \left(1 + \frac{(a + b)}{n} - \frac{1}{n^2} \sum_{\mathcal{C}_i} c_i^2 \right).
\end{aligned}$$

We now use that \mathcal{A} and \mathcal{B} are the largest and second largest colors, respectively, to bound the sum $\sum_{\mathcal{C}_i} c_i^2$ as follows.

$$\sum_{\mathcal{C}_i} c_i^2 = a^2 + \sum_{\mathcal{C}_i \neq \mathcal{A}} c_i^2 \leq a^2 + \sum_{\mathcal{C}_i \neq \mathcal{A}} c_i \cdot b = a^2 + (n - a) \cdot b \leq a^2 + n \cdot b$$

Therefore, we obtain

$$\begin{aligned}
\mathbb{E}[a' - b'] &\geq (a - b) \left(1 + \frac{(a + b)}{n} - \frac{a^2 + n \cdot b}{n^2} \right) \\
&\geq (a - b) \left(1 + \frac{a}{n} \cdot \left(1 - \frac{a}{n} \right) \right)
\end{aligned}$$

and since $a \leq n/2$ we finally get

$$\mathbb{E}[a' - b'] \geq (a - b) \left(1 + \frac{a}{2n} \right).$$

We now apply Chernoff bounds to $a' - b'$. Let $\delta_1, \delta_2, \delta_3, \delta_4$ be defined as

$$\delta_1 = \frac{2\sqrt{n \log n}}{a}, \quad \delta_2 = \frac{2n\sqrt{\log n}}{\sqrt{a \sum_{c_i \neq \mathcal{A}} c_i^2}}, \quad \delta_3 = \frac{2\sqrt{n \log n}}{b}, \quad \delta_4 = \frac{2n\sqrt{\log n}}{\sqrt{b \sum_{c_i \neq \mathcal{B}} c_i^2}}$$

for the corresponding random variables $f_{\overline{\mathcal{A}\mathcal{A}}}, f_{\overline{\mathcal{A}\mathcal{B}}}, f_{\overline{\mathcal{B}\mathcal{B}}}, f_{\overline{\mathcal{B}\mathcal{A}}}$ with expected values $\mu_1, \mu_2, \mu_3, \mu_4$ given by

$$\mu_1 = (n - a) \frac{a^2}{n^2}, \quad \mu_2 = \frac{a}{n^2} \sum_{c_i \neq \mathcal{A}} c_i^2, \quad \mu_3 = (n - b) \frac{b^2}{n^2}, \quad \mu_4 = \frac{b}{n^2} \sum_{c_i \neq \mathcal{B}} c_i^2.$$

Since $a \leq n/2$ we know for the second largest color \mathcal{B} that $b \geq n/2k$. Together with $a \geq n/k \geq n^{1-\varepsilon}$ we get $0 < \delta_i < 1$ and $\delta_i^2 \cdot \mu_i = \Omega(\log n)$ for $i = 1, 2, 3, 4$. We now apply Chernoff bounds to $a' - b'$ and obtain with high probability

$$a' - b' \geq (a - b) \cdot \left(1 + \frac{a}{2n}\right) - E$$

where the error term E is bounded as follows.

$$\begin{aligned} E &= \delta_1 \cdot \mu_1 + \delta_2 \cdot \mu_2 + \delta_3 \cdot \mu_3 + \delta_4 \cdot \mu_4 \\ &= \frac{2\sqrt{n \log n}}{n^2} \left(an - a^2 + \sqrt{an \sum_{c_i \neq \mathcal{A}} c_i^2} + bn - b^2 + \sqrt{bn \sum_{c_i \neq \mathcal{B}} c_i^2} \right) \\ &\leq \frac{2\sqrt{n \log n}}{n^2} \left(\sqrt{n \sum_{c_i} c_i^2} (\sqrt{a} + \sqrt{b}) + an + bn \right) \\ &\leq \frac{2\sqrt{n \log n}}{n^2} (2an + an + bn) \\ &\leq \frac{8a\sqrt{n \log n}}{n}, \end{aligned}$$

where we used that $\sum_{c_i} c_i^2 \leq \sum_{c_i} a \cdot c_i \leq an$. From the conditions in the statement of the lemma we know that $(a - b) \geq z \cdot \sqrt{n \log n}$ for some constant z . If we assume that z is large enough, e.g., $z \geq 32$, then we get with high probability

$$a' - b' \geq (a - b) \cdot \left(1 + \frac{a}{4n}\right). \quad \square$$

While [Lemma 2.2](#) shows that in the absence of an adversary the difference between colors \mathcal{A} and \mathcal{B} does indeed increase in every round with high probability, it does not cover the remaining colors \mathcal{C}_j for $j \geq 3$, nor does it address the presence of an adversary. To show that the smaller colors \mathcal{C}_j do also not interfere with \mathcal{A} and thus the minimum of the difference between \mathcal{A} and any \mathcal{C}_j increases, we use the following coupling.

At any time step t , there exists a bijective function which maps any instance of the two-choices protocol at time t to another instance of the same protocol such that the outcome c' of the first instance is at most the outcome b' of the mapped instance.

Lemma 2.3. *Let \mathcal{A} be the dominating color of size a and let \mathcal{B} be the second largest color of size b . Let $\mathcal{C} \neq \mathcal{A}, \mathcal{B}$ be one of the remaining colors of size c . Furthermore, let $\pi : V \rightarrow V$ be a bijection and let P be the original process. We can couple a process $P' = P(\pi)$ to the original process P such that $c^{(P)} \leq b^{(P')}$, where $c^{(P)}$ is the random variable c' in the original process and $b^{(P')}$ is the random variable b' in the coupled process.*

Proof. Let t be an arbitrary but fixed round. In the following, we use the notation that \mathcal{B}_t and \mathcal{C}_t are sets containing all vertices of colors \mathcal{B} and \mathcal{C} , respectively, in round t . As before, we have color sizes $b = |\mathcal{B}_t|$ and $c = |\mathcal{C}_t|$. The proof proceeds by a simple coupling argument. We start by defining $\hat{\mathcal{B}}_t, \mathcal{B}_t^*, \mathcal{C}_t^* \subseteq V$ as follows. Let $\hat{\mathcal{B}}_t$ be an arbitrary subset of \mathcal{B}_t such that $|\hat{\mathcal{B}}_t| = |\mathcal{C}_t|$. Let furthermore \mathcal{B}_t^* be defined as $\mathcal{B}_t^* = \mathcal{B}_t \setminus \hat{\mathcal{B}}_t$, and finally let \mathcal{C}_t^* be an arbitrary subset of $V \setminus (\mathcal{B}_t \cup \mathcal{C}_t)$ such that $|\mathcal{C}_t^*| = |\mathcal{B}_t^*|$.

Additionally, we construct the bijective function $\pi : V \rightarrow V$ as follows. Let $\hat{\pi}$ be an arbitrary bijection between \mathcal{C}_t and $\hat{\mathcal{B}}_t$. Let furthermore π^* be an arbitrary bijection between \mathcal{C}_t^* and \mathcal{B}_t^* . We now define π as

$$\pi(v) = \begin{cases} \hat{\pi}(v) & \text{if } v \in \mathcal{C} \text{ ,} \\ \hat{\pi}^{-1}(v) & \text{if } v \in \hat{\mathcal{B}} \text{ ,} \\ \pi^*(v) & \text{if } v \in \mathcal{C}^* \text{ ,} \\ \pi^{*-1}(v) & \text{if } v \in \mathcal{B}^* \text{ ,} \\ v & \text{if } v \in V \setminus (\mathcal{B}_t \cup \mathcal{C}_t \cup \mathcal{C}_t^*) \text{ .} \end{cases} \quad (2)$$

A graphical representation of π can be seen in [Figure 1](#).

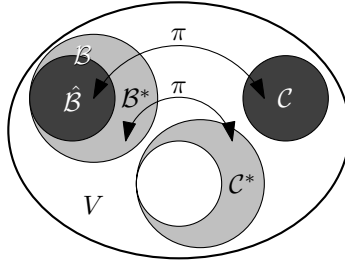


Figure 1: schematic representation of the bijective function π defined in (2)

It can easily be observed that π indeed forms a bijection on V . We now use π to couple a process $P' = P(\pi)$ to the original process P , to show that $b^{(P')} \geq c^{(P)}$, where the notation $b^{(P)}$ means the variable b in the original process P and $c^{(P')}$ means the variable in the coupled process P' . Let $u \in V$ be an arbitrary but fixed node. The coupling is now constructed such that whenever u samples a node $v \in V$ in the original process P , then u samples $\pi(v)$ in the coupled process P' .

Let X be the set of nodes changing their opinion to \mathcal{C} from any other color in P , that is,

$$X = \{v \in V : v \notin \mathcal{C}_t \wedge v \in \mathcal{C}_{t+1}\} \text{ .}$$

Clearly, X consists of two disjoint subsets $X = \hat{X} \cup X^*$, defined as

$$\hat{X} = \{v \in V : v \notin (\mathcal{C}_t \cup \mathcal{C}_t^*) \wedge v \in \mathcal{C}_{t+1}\}$$

and

$$X^* = \{v \in V : v \in \mathcal{C}_t^* \wedge v \in \mathcal{C}_{t+1}\} \text{ .}$$

The set \hat{X} consists of all nodes changing their opinion to \mathcal{C} from any other color except \mathcal{C}^* . The set X^* contains the remaining nodes in \mathcal{C}^* changing their opinion to \mathcal{C} . Analogously to X , let Y be the set of nodes changing their opinion from \mathcal{C} to any other color in P , that is,

$$Y = \{v \in V : v \in \mathcal{C}_t \wedge v \notin \mathcal{C}_{t+1}\} \text{ .}$$

Set	Process P	Process P'
X	nodes changing their color to \mathcal{C}	nodes which now belong to $\hat{\mathcal{B}}$
\hat{X}	nodes changing their color to \mathcal{C} except nodes from \mathcal{C}^*	nodes changing their color to \mathcal{B}
X^*	nodes from \mathcal{C}^* changing their color to \mathcal{C}	nodes changing their color to \mathcal{B}
Y	nodes changing their color from \mathcal{C}	nodes which no longer belong to $\hat{\mathcal{B}}$
\hat{Y}	nodes changing their color from \mathcal{C} but not to \mathcal{C}^*	nodes changing their color from $\hat{\mathcal{B}}$ but not to \mathcal{B}^*
Y^*	nodes changing their color from \mathcal{C} to \mathcal{C}^*	nodes changing from $\hat{\mathcal{B}}$ to \mathcal{B}^*

Table 1: corresponding sets between processes P and P'

Again, we have $Y = \hat{Y} \cup Y^*$ which are defined as

$$\hat{Y} = \{v \in V : v \in \mathcal{C}_t \wedge v \notin (\mathcal{C}_{t+1} \cup \mathcal{C}_{t+1}^*)\}$$

and

$$Y^* = \{v \in V : v \in \mathcal{C}_t \wedge v \in \mathcal{C}_{t+1}^*\} .$$

We now analyze the behavior of these sets in the coupled process P' . The coupling ensures the correspondences described in [Table 1](#). We therefore have in P

$$c'^{(P)} = c^{(P)} + |X| - |Y| . \quad (3)$$

In P' , we first observe that $|\mathcal{B}| = |\hat{\mathcal{B}}| + |\mathcal{B}^*|$ and therefore

$$b'^{(P')} \geq b^{(P')} + |\hat{X}| - |\hat{Y}| - (|\mathcal{B}^*| - |X^*|) \quad (4)$$

$$\begin{aligned} &\geq |\hat{\mathcal{B}}| + |\mathcal{B}^*| + |\hat{X}| - |\hat{Y}| - |\mathcal{B}^*| + |X^*| \\ &= |\hat{\mathcal{B}}| + |X| - |\hat{Y}| \\ &\geq |\hat{\mathcal{B}}| + |X| - |Y| \\ &= c^{(P)} + |X| - |Y| \end{aligned} \quad (5)$$

where the expression $|\mathcal{B}^*| - |X^*|$ in (4) is an upper bound on the number of nodes in \mathcal{B}^* changing their color away from \mathcal{B} to any other color except $\hat{\mathcal{B}}$. Combining equations (3) and (5) gives us

$$c'^{(P)} \leq b'^{(P')}$$

which concludes the proof. \square

We now use [Lemma 2.2](#) and [Lemma 2.3](#) to prove [Theorem 1.2](#).

Proof. Let $\mathcal{A} = \mathcal{C}_1$ be the dominant color and $\mathcal{B} = \mathcal{C}_2$ the second largest color. Assume $a - b \geq z \cdot \sqrt{n \log n}$ for a sufficiently large constant z . From [Lemma 2.2](#) we know that $a' - b' \geq (a - b) \cdot (1 + a/4n)$ with high probability. Since \mathcal{B} is the second largest color, we obtain from [Lemma 2.3](#) for any remaining color \mathcal{C}_j with $j \geq 3$ that with high probability $a' - c'_j \geq a' - b' \geq (a - b) \cdot (1 + a/4n)$. Note that it may very well happen, especially if all colors have the same size except for \mathcal{A} , that another color \mathcal{C}_j overtakes \mathcal{B} . However, the resulting distance between \mathcal{A} and this new second largest color \mathcal{C}_j will be larger than $(a - b) \cdot (1 + a/4n)$ with high probability. Let a'' and b'' denote the sizes of the colors after the round, that is, after the adversary changed the opinion of up to F arbitrary nodes. We have $a'' - b'' \geq a' - b' - 2F \geq (a - b) \cdot (1 + a/4n - 2F/a - b) \geq (a - b) \cdot (1 + a/8n)$, since $F = a(a - b)/8n$.

Taking the union bound over all colors, we conclude that the distance between the first color \mathcal{A} and every other color grows in every round by a factor of at least $(1 + a/4n)$ with high probability.

Therefore, after $\tau = 4n/a$ rounds, the relative distance between \mathcal{A} and \mathcal{B} doubles with high probability. Hence, the required time for \mathcal{A} to reach a size of at least $(1/2 + \varepsilon_1) \cdot n$ for a constant $\varepsilon_1 > 0$ is bounded by $O(n/a \cdot \log n)$. This bias is large enough that we assume in the following that all nodes which are not of color \mathcal{A} are of color \mathcal{B} . In absence of an adversary, we can see that after additional $O(\log n)$ rounds every node has the same color \mathcal{A} , with high probability; see [15]. In each individual round, the growth described in Lemma 2.2 takes place with high probability. A union bound over all $O(n/a \cdot \log n)$ rounds yields that the protocol indeed converges to \mathcal{A} within $O(n/a \cdot \log n)$ rounds with high probability. The same analysis of [15] can be used even in the presence of an adversary. However, in this case we can only reach *almost validity* according to Definition 1.1, since the adversary is allowed to change $F = o(n)$ nodes per round.

Finally, we argue that the two-choices process trivially fulfills the property *almost agreement* according to Definition 1.1. Starting from an arbitrary initial distribution of colors, there is in every round a positive (albeit super-exponentially small in n) probability that all nodes adopt the same color. \square

2.2 Lower Bounds

In the previous section, we showed that the plurality consensus process with high probability converges to \mathcal{A} if the initial imbalance $a - b$ is not too small. Precisely, Theorem 1.2 states that if $a - b \geq z \cdot \sqrt{n \log n}$ for some constant z , \mathcal{A} wins with high probability. Conversely, in the following section we examine a lower bound on the initial bias. We will show, as stated in Theorem 2.5, that for an initial bias $a - b \leq z \cdot \sqrt{n}$ for some constant z we have a constant probability that \mathcal{B} overtakes \mathcal{A} in the first round, that is, $\Pr[a' < b'] = \Omega(1)$.

Our proof of Theorem 2.5 is based on the normal approximation of the binomial distribution. In this context, we adapt Theorem 2 and equation (6.7) from [21] as stated in the following theorem.

Theorem 2.4 (DeMoivre-Laplace limit theorem [21]). *Let X be a random variable with binomial distribution $X \sim B(N, p)$. It holds for any $x > 0$ with $x = o(N^{1/6})$ that*

$$\Pr\left[X \geq \mathbb{E}[X] + x \cdot \sqrt{\text{Var}[X]}\right] = \frac{1}{\sqrt{2\pi} \cdot x} \cdot \exp(-x^2/2) \pm o(1) .$$

We now use Theorem 2.4 and prove Theorem 2.5 which states that there exists an initial color assignment for which $a = b + z' \cdot \sqrt{n}$ but color \mathcal{B} wins with constant probability even in absence of an adversary.

Theorem 2.5 (Lower Bound on the Initial Bias). *For any $k \leq \sqrt{n}$ and constant z' there exists an initial assignment of colors to nodes for which $a = b + z' \cdot \sqrt{n}$ but $\Pr[a' < b'] = \Omega(1)$ even in absence of an adversary.*

Proof. Let $z = z'/2$ and $n' = \frac{n-k+2}{2}$. Assume that we have the following initial color distribution among the nodes.

$$(c_1, c_2, c_3, \dots, c_k) = (\lfloor n' \rfloor + \lfloor z \cdot \sqrt{n} \rfloor, \lceil n' \rceil - \lfloor z \cdot \sqrt{n} \rfloor, 1, \dots, 1).$$

Clearly, $\sum_{C_j} c_j = n$. In the following we will omit the floor and ceiling functions for the sake of readability reasons. First, we start by giving an upper bound on the number of nodes which change their color away from \mathcal{B} . Now recall that $f_{\mathcal{B}\bar{\mathcal{B}}}$ follows a binomial distribution $f_{\mathcal{B}\bar{\mathcal{B}}} \sim B(b, \sum_{C_j \neq \mathcal{B}} c_j^2/n^2)$

with expected value

$$\begin{aligned}
\mathbb{E}[f_{\mathcal{B}\overline{\mathcal{B}}}] &= b \cdot \frac{a^2 + k - 2}{n^2} \\
&= (n' - z \cdot \sqrt{n}) \cdot \frac{(n' + z \cdot \sqrt{n})^2 + k - 2}{n^2} \\
&\leq \frac{(n' + z \cdot \sqrt{n})^3 + k - 2}{n^2} \\
&\leq \frac{n}{8} + 4z\sqrt{n} .
\end{aligned}$$

Applying Chernoff bounds to $f_{\mathcal{B}\overline{\mathcal{B}}}$ gives us

$$\Pr\left[f_{\mathcal{B}\overline{\mathcal{B}}} \geq \left(1 + \sqrt{3/\mathbb{E}[f_{\mathcal{B}\overline{\mathcal{B}}]}\right) \cdot \mathbb{E}[f_{\mathcal{B}\overline{\mathcal{B}}}\right] \leq 1/e . \quad (6)$$

That is, with constant probability at least $1 - 1/e$ we have

$$\begin{aligned}
f_{\mathcal{B}\overline{\mathcal{B}}} &\leq \left(1 + \sqrt{3/\mathbb{E}[f_{\mathcal{B}\overline{\mathcal{B}}]}\right) \cdot \mathbb{E}[f_{\mathcal{B}\overline{\mathcal{B}}}] \\
&\leq \frac{n}{8} + 4z\sqrt{n} + \sqrt{3 \cdot \mathbb{E}[f_{\mathcal{B}\overline{\mathcal{B}}}]} \\
&\leq \frac{n}{8} + (4z + 1) \cdot \sqrt{n} .
\end{aligned}$$

Secondly, we give the following lower bound on the number of nodes which change their color from \mathcal{A} to \mathcal{B} . Again, the random variable $f_{\mathcal{A}\mathcal{B}}$ denoting the flow from \mathcal{A} to \mathcal{B} has a binomial distribution $f_{\mathcal{A}\mathcal{B}} \sim B(a, b^2/n^2)$ with expected value

$$\begin{aligned}
\mathbb{E}[f_{\mathcal{A}\mathcal{B}}] &= (n' + z \cdot \sqrt{n}) \cdot \frac{(n' - z \cdot \sqrt{n})^2}{n^2} \\
&\geq \frac{(n' - z \cdot \sqrt{n})^3}{n^2} \\
&\geq \frac{(n/2 - (z + 1/2)\sqrt{n})^3}{n^2} \\
&\geq \frac{n}{8} - 4z\sqrt{n}
\end{aligned}$$

and variance

$$\begin{aligned}
\text{Var}[f_{\mathcal{A}\mathcal{B}}] &= \mathbb{E}[f_{\mathcal{A}\mathcal{B}}] \cdot \left(1 - \frac{(n' - z \cdot \sqrt{n})^2}{n^2}\right) \\
&\geq \frac{n}{9} \cdot \frac{1}{2} = \frac{n}{18} .
\end{aligned}$$

We now apply [Theorem 2.4](#) to $f_{\mathcal{A}\mathcal{B}}$. Let $x = \frac{\sqrt{18}}{2}(18z + 4)$. We derive

$$\Pr\left[f_{\mathcal{A}\mathcal{B}} \geq \mathbb{E}[f_{\mathcal{A}\mathcal{B}}] + x \cdot \sqrt{\text{Var}[f_{\mathcal{A}\mathcal{B}}]}\right] = \frac{1}{\sqrt{2\pi} \cdot x} \exp(-x^2/2) \pm o(1) = \Omega(1) .$$

That is, we have with constant probability

$$f_{\mathcal{A}\mathcal{B}} \geq \mathbb{E}[f_{\mathcal{A}\mathcal{B}}] + x \cdot \sqrt{\text{Var}[f_{\mathcal{A}\mathcal{B}}]} \geq \frac{n}{8} - 4z\sqrt{n} + x \cdot \sqrt{\frac{n}{18}} . \quad (7)$$

Finally, assume that in the worst case every node of colors $\mathcal{C}_3, \dots, \mathcal{C}_k$ changes to \mathcal{A} but not a single node changes away from \mathcal{A} to these colors \mathcal{C}_3 to \mathcal{C}_k . Observe that $f_{\mathcal{B}\overline{\mathcal{B}}}$ is an upper bound on $f_{\mathcal{B}\mathcal{A}}$. Therefore,

$$\begin{aligned} a' - b' &\leq (a + (k - 2) + f_{\mathcal{B}\mathcal{A}} - f_{\mathcal{B}\mathcal{A}}) - (b + f_{\mathcal{A}\mathcal{B}} - f_{\mathcal{B}\overline{\mathcal{B}}}) \\ &\leq a - b + (k - 2) + 2f_{\mathcal{B}\overline{\mathcal{B}}} - 2f_{\mathcal{A}\mathcal{B}} \\ &\leq 2z \cdot \sqrt{n} + (k - 2) + 2f_{\mathcal{B}\overline{\mathcal{B}}} - 2f_{\mathcal{A}\mathcal{B}} \\ &\leq (2z + 1) \cdot \sqrt{n} + 2f_{\mathcal{B}\overline{\mathcal{B}}} - 2f_{\mathcal{A}\mathcal{B}} . \end{aligned}$$

We plug in [\(6\)](#) and [\(7\)](#) to bound the random variables $f_{\mathcal{A}\mathcal{B}}$ and $f_{\mathcal{B}\overline{\mathcal{B}}}$ and obtain with constant probability

$$\begin{aligned} a' - b' &\leq (2z + 1) \cdot \sqrt{n} + 2\left(\frac{n}{8} + (4z + 1)\sqrt{n}\right) - 2\left(\frac{n}{8} - 4z\sqrt{n} + x \cdot \sqrt{\frac{n}{18}}\right) \\ &= (2z + 1 + 8z + 2 + 8z - 2x/\sqrt{18}) \cdot \sqrt{n} \\ &= (18z + 3 - 2x/\sqrt{18}) \cdot \sqrt{n} \end{aligned}$$

which gives us $a' - b' < 0$ for $x = \frac{\sqrt{18}}{2}(18z + 4)$. Therefore, we have $\Pr[a' < b'] = \Omega(1)$ and thus we conclude that color \mathcal{B} wins with constant probability. \square

Theorem 2.6 (Lower Bound on the Run Time). *Assume the initial bias is exactly $z\sqrt{n \log n}$ for some constant z . The number of rounds required for the plurality consensus process defined in [Algorithm 1](#) to converge is at least $\Omega(n/a + \log n)$ with constant probability, even in absence of an adversary.*

Proof. Let $a(t)$ denote the size of color \mathcal{A} in round t . Assume \mathcal{A} is the largest color of initial size $a(0) = n/k + z \cdot \sqrt{n \log n}$. Furthermore, assume that $k \geq 3 \cdot z$. We show by induction on the rounds that $a(t) \leq a(0) \cdot (1 + 3 \cdot a(0)/n)^t$ for $1 \leq t \leq n/(10 \cdot a(0))$ with probability $1 - t/n$. First we note that

$$\begin{aligned} a(t) &\leq a(0) \cdot \left(1 + 3 \cdot \frac{a(0)}{n}\right)^t \\ &\leq a(0) \cdot \left(1 + 3 \cdot \frac{a(0)}{n}\right)^{n/(10 \cdot a(0))} \\ &\leq a(0) \cdot \exp(1/2) \\ &\leq 2 \cdot a(0) \end{aligned} \quad (8)$$

and

$$a(t) \geq a(0) . \quad (9)$$

We now prove the induction claim. The base case holds trivially. Consider step $t + 1$. By induction hypothesis we have with probability at least $1 - t/n$ that $a(t) \leq a(0) \cdot (1 + 3 \cdot a(0)/n)^t$. Note that we have with high probability

$$\begin{aligned} a(t+1) &\leq a(t) + f_{\overline{\mathcal{A}}\mathcal{A}} \\ &\leq a(t) + \left(1 + \frac{\sqrt{3 \log n}}{\sqrt{\mathbb{E}[f_{\overline{\mathcal{A}}\mathcal{A}]}}}\right) \cdot \mathbb{E}[f_{\overline{\mathcal{A}}\mathcal{A}}] , \end{aligned}$$

where the latter inequality follows by Chernoff bounds. Using (8) and (9), we derive

$$\begin{aligned} a(t+1) &\leq a(t) + \left(1 + \frac{\sqrt{3 \log n}}{\sqrt{a(t)^2/(2 \cdot n)}}\right) \frac{a(t)^2}{n} \\ &\leq a(t) + \left(1 + \frac{\sqrt{3 \log n}}{\sqrt{a(0)^2/(2 \cdot n)}}\right) \frac{a(t)^2}{n} \\ &\leq a(t) + \frac{3}{2} \cdot \frac{a(t)^2}{n} \\ &= a(t) \cdot \left(1 + \frac{3}{2} \cdot \frac{a(t)}{n}\right) \\ &\leq a(t) \cdot \left(1 + \frac{3 \cdot a(0)}{n}\right) . \end{aligned}$$

From the induction hypothesis we therefore obtain

$$\begin{aligned} a(t+1) &\leq a(0) \cdot \left(1 + \frac{3 \cdot a(0)}{n}\right)^t \cdot \left(1 + \frac{3 \cdot a(0)}{n}\right) \\ &= a(0) \cdot \left(1 + \frac{3 \cdot a(0)}{n}\right)^{t+1} . \end{aligned}$$

Using a union bound to account for all errors, we derive that with probability at least $1 - (t + 1)/n$ we have $a(t + 1) \leq a(0) \cdot (1 + 3 \cdot a(0)/n)^{t+1}$, which completes the proof of the induction and proves the lower bound of $\Omega(n/a)$.

In the remainder we establish the bound $\Omega(\log n)$. Assume only two colors \mathcal{A} and \mathcal{B} , where \mathcal{A} is the largest color of initial size $a(0) = n/2 + \sqrt{n} \log n$. We show by induction on the rounds that $a(t) \leq a(0) + 6^t \sqrt{n} \log n$ for $1 \leq t \leq \log n/20$ with probability $1 - 2t/n$. First we note that

$$a(t) \leq a(0) + 6^t \sqrt{n} \log n \leq n/2 + n^{5/6} < n$$

and

$$a(t) \geq a(0) .$$

We now prove the induction claim. The base case holds trivially. Consider step $t + 1$. By induction hypothesis we have with probability at least $1 - 2t/n$ that $a(t) \leq a(0) + 6^t \sqrt{n} \log n$. We have, using $a = a(t)$ and $\beta = 6^t \sqrt{n} \log n$,

$$\begin{aligned} n^2 \cdot \mathbb{E}[f_{\overline{\mathcal{A}\mathcal{A}}} - f_{\mathcal{A}\overline{\mathcal{A}}}] &= (n-1)a^2 - a \cdot (n-a)^2 = (n-a)a(2a-n) \\ &\leq n/2 \cdot a \cdot 2\beta = n \cdot \beta(n+\beta) = n^2 \cdot \beta + n \cdot \beta^2 . \end{aligned}$$

Similar to before, we obtain by Chernoff bounds that with high probability

$$\begin{aligned} a(t+1) - a(t) &= f_{\overline{\mathcal{A}\mathcal{A}}} - f_{\mathcal{A}\overline{\mathcal{A}}} \\ &\leq \left(1 + \frac{\sqrt{3 \log n}}{\sqrt{\mathbb{E}[f_{\overline{\mathcal{A}\mathcal{A}}}]}}\right) \mathbb{E}[f_{\overline{\mathcal{A}\mathcal{A}}}] - \left(1 - \frac{\sqrt{3 \log n}}{\sqrt{\mathbb{E}[f_{\mathcal{A}\overline{\mathcal{A}}}]}}\right) \mathbb{E}[f_{\mathcal{A}\overline{\mathcal{A}}}] \\ &\leq \mathbb{E}[f_{\overline{\mathcal{A}\mathcal{A}}} - f_{\mathcal{A}\overline{\mathcal{A}}}] + 2\sqrt{3 \log n} \cdot \sqrt{\mathbb{E}[f_{\overline{\mathcal{A}\mathcal{A}}}]} \\ &\leq \beta + \beta^2/n + 2\sqrt{3 \log n} \cdot \sqrt{n} \leq 3\beta . \end{aligned}$$

From the induction hypothesis we therefore obtain

$$\begin{aligned} a(t+1) &\leq a(0) + 6^t \sqrt{n} \log n + 3\beta \\ &\leq a(0) + 6^{t+1} \sqrt{n} \log n , \end{aligned}$$

which completes the induction and yields the lower bound of $\Omega(\log n)$. □

3 Comparison with the 3-Majority Process

In this section we elaborate on the difference between the two-choices process and the 3-majority rule [8], where in the latter each node pulls the opinion of three random neighbors and adopts the majority opinion among those three, breaking ties uniformly at random. As mentioned before, the 3-majority process of [8] uses $O(\log k)$ memory bits and the authors prove a tight run time of $\Theta(k \cdot \log n)$ for this protocol, given a sufficiently high bias $c_1 - c_2$. Moreover, they show that if the bias is only of order \sqrt{kn} , then with constant probability the difference $c_1 - c_2$ decreases. This is fundamentally different to the two-choices process, where we only require a bias of $\Omega(\sqrt{n \log n})$.

The reasons are the following. First, the variance in the 3-majority process can be orders of magnitude larger and second, the expected increase in the difference between the largest and second largest color in the 3-majority process is only of order of the variance. As for the variance, consider an initial setting where all colors are of sublinear size and \mathcal{A} and \mathcal{B} are larger than all other colors, such that

$$o(n) = a = b + c\sqrt{n \log n} > c_j + c\sqrt{n \log n}$$

and

$$c_j = (n - b - a)/(k - 2)$$

for all $2 \leq j \leq k$ with $k = n^\varepsilon$ for constants ε and c . Observe that the expected numbers of color switches differ significantly. In the two-choices process it is very unlikely for a node to pick the same

color twice and the probability of switching is $o(1)$. In contrast to this, the probability of switching in the 3-majority process is $1 - o(1)$.

More illustratively, consider the number of switches to color \mathcal{B} . By Lemma 2.1 of [8], the probability that a node switches to color \mathcal{B} in the 3-majority process is $p \in [b/n, 2b/n]$ and the variance becomes $n \cdot p \cdot (1 - p) \geq b/2$. However, in the two-choices process, the probability of switching to \mathcal{B} is $q = b^2/n^2$ and the variance is thus at most $n \cdot q \cdot (1 - q) \leq n \cdot q = b^2/n$, which is considerably smaller than $b/2$. This high variance paired with the small expected increase in the difference between \mathcal{A} and \mathcal{B} easily becomes fatal. Again, by Lemma 2.1 of [8], one can verify that $E[a' - b'] \leq a - b + (a^2 - b^2)/n$. Now we have $\Pr[a' \leq E[a']] = \Omega(1)$ and, using the large variance, we obtain from Theorem 2.4 that

$$\begin{aligned} \Pr[b' \geq b + (a^2 - b^2)/n | a' \leq E[a']] &\geq \Pr[b' \geq b + (a^2 - b^2)/n] \\ &\geq \Pr[b' \geq E[b'] + \text{Var}[b']] = \Omega(1) . \end{aligned}$$

Thus the distance between \mathcal{A} and \mathcal{B} *decreases* with constant probability, that is, $\Pr[a' - b' < a - b] = \Omega(1)$. In comparison to this, we have seen in Section 2 that in the given setting the distance between \mathcal{A} and \mathcal{B} in the two-choices process increases with high probability.

4 Analysis of the Synchronous Algorithm: One Extra Bit

In this section we investigate the **OneExtraBit** protocol which combines the guarantees of the two-choices process to reach plurality consensus with the speed of broadcasting. The protocol consists of $\Theta(\log(n/a) + \log \log n)$ phases which in turn consist of two sub-phases, one round of the Two-Choices process and multiple rounds of the so-called Bit-Propagation sub-phase. In the latter Bit-Propagation sub-phase, each node that changed its opinion during the preceding two-choice round broadcasts its new opinion.

More precisely, we consider the modified model where each node is allowed to store and transmit one additional bit. This bit is set to **TRUE** if and only if a node changed its opinion in the Two-Choices sub-phase. In the Bit-Propagation sub-phase, each node u samples nodes randomly until a node v with a bit set to **TRUE** is found. Then u adopts v 's opinion and sets its own bit to **TRUE**, which means that subsequently any node sampling u will set their bit directly.

The first sub-phase ensures that in a round t the number of nodes holding opinion \mathcal{A} and having their bit set to **TRUE** is concentrated around a_{t-1}^2/n . After the Bit-Propagation sub-phase, all nodes will have their bit set, and the distribution and the size of \mathcal{A} 's support is concentrated around $a^2/x(1)$, where $x(1)$ is the total number of bits set after the Two-Choices sub-phase. Moreover, we show that no other color grows faster. In fact, we show that the distance between \mathcal{A} and any opinion $\mathcal{C}_j \neq \mathcal{A}$ increases quadratically, that is, $a'/c'_j \geq (1 - o(1)) \cdot a^2/c_j^2$. Due to the quadratic growth in the distance between \mathcal{A} and every other opinion, the number of phases required is only of order $\Theta(\log(n/a) + \log \log n)$. The process runs in multiple phases of length $\Theta(\log k + \log \log n)$ each, therefore we assume that every node is aware of (upper bounds on) n and k . The process is formally defined in Algorithm 2.

If we assume that each node has knowledge of n/a , the run time can be further reduced to $O((\log(c_1/(c_1 - c_2)) + \log \log n) \cdot (\log(n/a) + \log \log n))$, given n/a is smaller than $k^{o(1)}$. We start our analysis with Lemma 4.3 where we derive a lower bound on the number of bits set during the two-choices round. We will then use the results by Karp et al. [28] to argue that after the bit-propagation rounds the number of bits set is n with high probability, that is, the total number of bits set grows until eventually every node has its bit set. Finally, we will prove in Proposition 4.2 that the relative number of bits set for *large* colors remains close to the initial (relative) value during

```

Algorithm memory( $G = (V, E)$ ,  $\text{color} : V \rightarrow C$ ,  $\text{bit} : V \rightarrow \{\text{TRUE}, \text{FALSE}\}$ )
  for phase  $s = 1$  to  $\ell \log(U) + \log \log n$  do
    at each node  $v$  do in parallel /* two-choices [Round 1] */
      let  $u_1, u_2 \in N(v)$  uniformly at random;
      if  $\text{color}(u_1) = \text{color}(u_2)$  then
         $\text{color}(v) \leftarrow \text{color}(u_1)$ ;
         $\text{bit}(v) \leftarrow \text{TRUE}$ ;
      else
         $\text{bit}(v) \leftarrow \text{FALSE}$ ;
    for round  $t = 2$  to  $2 \log |C| + 2 \log \log n$  do /* bit-propagation */
      at each node  $v$  do in parallel /* [Rounds 2 to  $2 \log |C| + 2 \log \log n$ ] */
        let  $u \in N(v)$  uniformly at random;
        if  $\text{bit}(u)$  then
           $\text{color}(v) \leftarrow \text{color}(u)$ ;
           $\text{bit}(v) \leftarrow \text{TRUE}$ ;

```

Algorithm 2: Distributed Voting Protocol with One Bit of Memory. The variable ℓ is a large constant and U is an upper bound on $c_1/(c_1 - c_2)$. Since the process runs in multiple phases of length $\Theta(\log k + \log \log n)$ each, we assume that every node has knowledge of $\ell \cdot U$, n and k .

the bit-propagation rounds. Together with the growth of the total number of set bits, this leads to a growth of the imbalance towards \mathcal{A} by at least a constant factor during each phase.

We will use $x^{(i)}(t)$ to denote the random variable for the total number of nodes which have their bit set in a round t of phase i . When it is clear from the context, we simply use the notation $x(t)$. Accordingly, $x^{(i)}(1)$ is the number of bits set after the two-choices round of phase i . Additionally, we will use $x_j^{(i)}(t)$ to denote the number of nodes of color \mathcal{C}_j which have their bit set in a round t . Similarly as before, we simply write $x_j(t)$ when the phase is clear from the context. Furthermore, when analyzing the growth in $x^{(i)}(t)$ and $x_j^{(i)}(t)$ with respect to $x^{(i)}(t-1)$ and $x_j^{(i)}(t-1)$, we will assume that $x^{(i)}(t-1)$ and $x_j^{(i)}(t-1)$ are fixed.

4.1 The Key Lemmas

We start by showing that the initial number of bits is well-concentrated around the expectation after the Two-Choices sub-phase.

Proposition 4.1. *For any color \mathcal{C}_j with $c_j = \Omega(\sqrt{n \log n})$ the number of nodes of color \mathcal{C}_j which have their bit set after the two-choices round is concentrated around the expected value, that is,*

$$x_j(1) = \frac{c_j^2}{n} \left(1 \pm O\left(\sqrt{n \log n}/c_j\right) \right)$$

with high probability. If $c_j = O(\sqrt{n} \cdot \log^2 n)$, then $x_j(1) = O(\log^4 n)$ with high probability.

The following proposition bounds the growth of each opinion after one phase, that is after the Two-Choices and Bit-Propagation sub-phase.

Proposition 4.2. *Let a' and c'_j be the number of nodes of colors $\mathcal{A} = \mathcal{C}_1$ and \mathcal{C}_j , respectively, after the bit-propagation round. Let $T = 2(\log k + \log \log n)$. Given $x(1)$ and assuming it is concentrated*

around the expected value, we have after T bit-propagation rounds with high probability

$$a' \geq \frac{a^2}{x(1)} \cdot \left(1 - O\left(\frac{T \cdot \sqrt{n \log n}}{a}\right)\right) \quad \text{and} \quad c'_j \leq \frac{c_j^2}{x(1)} \cdot \left(1 + O\left(\frac{T \cdot \sqrt{n \log n}}{c_j}\right)\right) + k^3 \cdot \log^7 n .$$

4.2 Analysis

In the following lemmas we analyze an arbitrary but fixed phase.

Lemma 4.3. *After the two-choices round, at least $n/k \cdot (1 - o(1))$ bits are set with high probability.*

Proof. The probability for one node to open connections to two nodes of the same color is $p_{\text{two-choices}} = \sum_{\mathcal{C}_j} \frac{c_j^2}{n^2}$. This probability is minimized if all colors are of the same size n/k and therefore $p_{\min} = \frac{1}{n^2} \cdot \sum_{\mathcal{C}_j} \frac{n^2}{k^2} = \frac{1}{k}$. Since all nodes open connections independently, the random variable for the number of bits set after the two-choices round, $x(1)$, has a binomial distribution with expected value at least $E[x(1)] \geq n/k$. Applying Chernoff bounds to $x(1)$ gives us

$$\Pr \left[x(1) \leq \left(1 - 2\sqrt{\frac{k \log n}{n}}\right) \frac{n}{k} \right] \leq \exp\left(-\frac{4kn \log n}{2kn}\right) = n^{-2} . \quad \square$$

From the lemma above we obtain that we have at least $x(1) = n/k \cdot (1 - o(1)) = \Omega(n/k)$ bits set after the first round with high probability.

We are ready to prove [Proposition 4.1](#), which states that the number of bits is well-concentrated around the expectation for colors which are *large enough*.

Proof of Proposition 4.1. Let \mathcal{C}_j be an arbitrary but fixed color with $c_j > 3\sqrt{n \log n}$. The number of nodes of color \mathcal{C}_j which have their bit set after the two-choices round has a binomial distribution $x_j(1) \sim B(n, c_j^2/n^2)$ with expected value $E[x_j(1)] = c_j^2/n > 9 \log n$. We apply Chernoff bounds to $x_j(1)$ and obtain

$$\Pr \left[|x_j(1) - E[x_j(1)]| > 3\sqrt{\frac{\log n}{E[x_j(1)]}} \cdot E[x_j(1)] \right] \leq n^{-2} .$$

That is, we have $|x_j(1) - E[x_j(1)]| \leq 3\sqrt{\log n \cdot E[x_j(1)]}$ with high probability. Hence,

$$x_j(1) = E[x_j(1)] \left(1 \pm O\left(\sqrt{\log n / \sqrt{E[x_j(1)]}}\right)\right) = \frac{c_j^2}{n} \left(1 \pm O\left(\sqrt{n \log n / c_j}\right)\right)$$

with high probability.

The second statement can be shown in an analogous way. □

We now investigate the growth of $x(t)$ in the rounds following the Two-Choices round.

Lemma 4.4. *Assume that $x(1) \geq n/k \cdot (1 - o(1))$. After at most $T = 2(\log k + \log \log n)$ bit propagation rounds, we have $x(T) = n$, with high probability. Furthermore, with high probability it holds that $1 \leq x(t+1)/x(t) \leq 2 + o(1)$.*

The proof follows from the results on rumor spreading in [28]. While in [28] the authors analyze a combination of push and pull, an elaborate analysis was conducted in [33] which considers the pull operation separately. This latter analysis from [33] can be directly applied to show our lemma.

We proceed by establishing bounds on the growth of the bits set of color \mathcal{C}_j after $t+1$ rounds, that is of $x_j(t+1)$, for given $x_j(t)$.

Lemma 4.5. *Let \mathcal{C}_j be a color with at least $x_j(t) = \Omega(\log n)$ bits set in a round t . Assume $x(t)$ and $x_j(t)$ are given and they are concentrated around their mean. Then we have*

$$\mathbb{E}[x_j(t+1)|x(t), x_j(t)] = x_j(t) + \frac{n - x(t)}{n} \cdot x_j(t) .$$

Furthermore, the number of nodes of color \mathcal{C}_j which have their bit set in round $t+1$ is with high probability concentrated around the expected value such that

$$x_j(t+1) = \mathbb{E}[x_j(t+1)|x_j(t), x(t)] \cdot \left(1 \pm O\left(\frac{\sqrt{\log n}}{\sqrt{\mathbb{E}[x_j(t+1)|x(t), x_j(t)]}} \right) \right) .$$

Proof. In the following, we will use $\text{bit}_v(t)$ to denote the value of the bit of a node v in a round t , where the value can be either TRUE or FALSE . We consider the probability that v has color \mathcal{C}_j in round $t+1$, given that v has its bit set in round $t+1$. We have

$$\Pr[v \in \mathcal{C}_j(t+1) | \text{bit}_v(t+1) = \text{TRUE}, x_j(t), x(t)] = x_j(t)/x(t) ,$$

since

$$\begin{aligned} & \Pr[v \in \mathcal{C}_j(t+1) | \text{bit}_v(t+1) = \text{TRUE}, x_j(t), x(t)] \\ &= \frac{\Pr[v \in \mathcal{C}_j(t+1) \wedge \text{bit}_v(t+1) = \text{TRUE} | x_j(t), x(t)]}{\Pr[\text{bit}_v(t+1) = \text{TRUE} | x_j(t), x(t)]} \\ &= \frac{\overbrace{\frac{x_j(t)}{n} \left(\frac{n - x(t)}{n} \right)}^{(i)} + \overbrace{\frac{x_j(t)}{n}}^{(ii)}}{\underbrace{\frac{x(t)}{n}}_{(iii)} + \underbrace{\left(1 - \frac{x(t)}{n} \right) \frac{x(t)}{n}}_{(iv)}} = \frac{x_j(t)}{x(t)} \cdot \frac{1 - \frac{x(t)}{n} + 1}{1 + 1 - \frac{x(t)}{n}} . \end{aligned}$$

In above equation, the probability for a node to have color \mathcal{C}_j and the bit set in round $t+1$ is computed as follows.

- (i) is the probability that a node has color \mathcal{C}_j and the bit set at time t and selects a node without a bit set
- (ii) is the probability that a node chooses another node which has color \mathcal{C}_j and the bit set
- (iii) is the probability for choosing a node with a set bit
- (iv) is the probability for choosing a node without the bit set which selects another node with the bit set

Consequently, the number of nodes which have color \mathcal{C}_j in the next round has expected value $\mu = \mathbb{E}[x_j(t+1)|x(t+1), x_j(t), x(t)] = x_j(t) \cdot x(t+1)/x(t)$. We apply Chernoff bounds to $x_j(t+1)$ and obtain

$$\Pr \left[|x_j(t+1) - \mu| > 3\sqrt{\frac{\log n}{\mu}} \cdot \mu \mid x_j(t), x(t), x(t+1) \right] \leq n^{-2} .$$

Assuming $x(t)$ fulfills [Lemma 4.3](#), we have [\[28\]](#)

$$x(t+1) = \mathbb{E}[x(t+1)|x(t)] \cdot \left(1 \pm O\left(\frac{\sqrt{k \log n}}{\sqrt{n}}\right)\right),$$

and therefore we obtain the lemma. □

We are ready to prove [Proposition 4.2](#).

Proof of [Proposition 4.2](#). Let $a_i = x_1(i)$ be a sequence of random variables for the number of nodes of color \mathcal{A} which have their bit set in round i . In the following proof, whenever we condition on a_j or $x(j)$ for any j , we assume that they are concentrated around their mean according to [Lemma 4.4](#), [Proposition 4.1](#), and [Lemma 4.5](#).

According to [Lemma 4.5](#) we know that

$$\mathbb{E}[a_{i+1}|a_i, x(i+1), x(i)] = \frac{x(i+1)}{x(i)} \cdot a_i.$$

Note that $\mathbb{E}[a_{i+1}|a_i] \geq a_i$. Therefore we have

$$\Pr\left[a_{i+1} < \frac{x(i+1)}{x(i)} \cdot a_i \cdot \left(1 - \frac{3\sqrt{\log n}}{\sqrt{a_i}}\right) \middle| a_i, x(i-1), x(i)\right] \leq n^{-2}.$$

The total number of bits set in the round $i+1$, given the total number of bits in round i , is independent of the color distribution among these nodes in round i , that is, for any $\beta \leq \gamma$ it holds for any α that

$$\Pr[x(i+1) = \alpha | x_j(i) = \beta, x(i) = \gamma] = \Pr[x(i+1) = \alpha | x(i) = \gamma].$$

We therefore have for any $\tau > i$

$$\Pr\left[a_{i+1} < \frac{x(i+1)}{x(i)} \cdot a_i \cdot \left(1 - \frac{3\sqrt{\log n}}{\sqrt{a_i}}\right) \middle| a_i, x(1), \dots, x(\tau)\right] \leq n^{-2}.$$

The equation above means that the distribution of the colors among the nodes with the bit set at time $i+1$, given $x(1) \dots x(i+1)$, is independent of the number of nodes with the bit set at times $i+2, \dots, \tau$.

Recall that, given a_1 , $a_i = \Omega(a_1)$ with high probability and therefore we have for given a_1 , a_i , $x(i-1)$, $x(i)$, and a constant ζ with high probability

$$a_{i+1} \geq \frac{x(i+1)}{x(i)} \cdot a_i \cdot \left(1 - \zeta \cdot \frac{\sqrt{\log n}}{\sqrt{a_1}}\right). \tag{10}$$

Define $T = O(\log(n/a) + \log \log n)$ such that $x(T) = n$ with high probability according to [\[28\]](#). We now show by induction that, given $a_1, x(1), \dots, x(T)$, and a constant ζ ,

$$a_T \geq \frac{x(T)}{x(1)} \cdot a_1 \cdot \left(1 - \zeta \cdot \frac{\sqrt{\log n}}{\sqrt{a_1}}\right)^T \tag{11}$$

with high probability. The base case for round $t = 1$ obviously holds. For the step from t to $t + 1$ we use (10) as follows.

$$\begin{aligned} a_{t+1} &\stackrel{(10)}{\geq} \frac{x(t+1)}{x(t)} \cdot a_t \cdot \left(1 - \zeta \cdot \frac{\sqrt{\log n}}{\sqrt{a_1}}\right) \\ &\stackrel{\text{IH}}{\geq} \frac{x(t+1)}{x(t)} \cdot \frac{x(t)}{x(1)} \cdot a_1 \cdot \left(1 - \zeta \cdot \frac{\sqrt{\log n}}{\sqrt{a_1}}\right)^t \cdot \left(1 - \zeta \cdot \frac{\sqrt{\log n}}{\sqrt{a_1}}\right) \\ &\geq \frac{x(t+1)}{x(1)} \cdot a_1 \cdot \left(1 - \zeta \cdot \frac{\sqrt{\log n}}{\sqrt{a_1}}\right)^{t+1} \end{aligned}$$

This concludes the induction. We apply the Bernoulli inequality to (11) and obtain

$$a_T \geq \frac{x(T)}{x(1)} \cdot a_1 \cdot \left(1 - \zeta \cdot \frac{T \cdot \sqrt{\log n}}{\sqrt{a_1}}\right). \quad (12)$$

We use the result from Proposition 4.1 for a_1 in (12) and obtain

$$\begin{aligned} a' &\geq \frac{n}{x(1)} \cdot a_1 \cdot \left(1 - \zeta \cdot \frac{T \cdot \sqrt{\log n}}{\sqrt{a_1}}\right) \\ &\geq \frac{n}{x(1)} \cdot \frac{a^2}{n} \cdot \underbrace{\left(1 - \zeta \cdot \frac{T \cdot \sqrt{\log n}}{\sqrt{a_1}}\right)}_{(I)} \cdot \underbrace{\left(1 - \frac{3\sqrt{\log n} \cdot \sqrt{n}}{a}\right)}_{(II)}, \end{aligned}$$

where the second expression in parentheses, (II), is asymptotically dominated by the first one, (I). Therefore, there is a ζ' such that

$$a' \geq \frac{a^2}{x(1)} \cdot \left(1 - \zeta' \cdot \frac{T \cdot \sqrt{\log n}}{\sqrt{a_1}}\right). \quad (13)$$

A similar upper bound can be computed for any *large* color. Let \mathcal{C}_j be an arbitrary but fixed color and assume that $c_j \geq \sqrt{n} \cdot \log^2 n$. We have, by Proposition 4.1, that with high probability

$$x_j(1) = \frac{c_j^2}{n} \left(1 \pm \zeta \cdot \frac{\sqrt{n \log n}}{c_j}\right).$$

By using analogous arguments as for color \mathcal{A} we obtain with high probability

$$c'_j \leq \frac{c_j^2}{x(1)} \cdot \left(1 + \zeta' \cdot \frac{T \cdot \sqrt{\log n}}{\sqrt{x_j(1)}}\right).$$

If otherwise $c_j < \sqrt{n} \cdot \log^2 n$, we have by Proposition 4.1 that with high probability

$$x_j(1) = O(\log^4 n).$$

We have with high probability

$$x_j(t+1) \leq (1 + o(1)) \frac{x(t+1)}{x(t)} x_j(t) + \log^2 n.$$

By [Lemma 4.4](#) we have that $x(t+1)/x(t) \leq 2(1 + o(1))$ with high probability. Thus, since there are $T = 2(\log k + \log \log n)$ many rounds, taking union bound, we have with high probability

$$c'_j = O\left(k^{2\log(1+o(1))} \cdot \log^{4+2\log(1+o(1))} n\right).$$

Thus for any \mathcal{C}_j we have with high probability

$$c'_j \leq \frac{c_j^2}{x(1)} \cdot \left(1 + \zeta' \cdot \frac{T \cdot \sqrt{\log n}}{\sqrt{x_j(1)}}\right) + O(k^3 \cdot \log^7 n). \quad (14)$$

Taking all contributions into consideration, we observe that there always exists a constant ζ' such that [\(13\)](#) and [\(14\)](#) are satisfied. \square

We are now ready to put all pieces together and prove our main theorem, [Theorem 1.3](#), which is restated as follows.

Theorem 1.3. *Consider the synchronous model. Let $G = K_n$ be the complete graph with n nodes. Let $k = O(n^\varepsilon)$ be the number of opinions for some small constant $\varepsilon > 0$. Assume $c_1 - c_2 \geq z \cdot \sqrt{n \log^3 n}$ for some constant z , then the plurality consensus process **OneExtraBit** defined in [Algorithm 2](#) on G converges within*

$$O((\log(c_1/(c_1 - c_2)) + \log \log n) \cdot (\log k + \log \log n))$$

rounds to \mathcal{A} , with high probability.

Proof. Assume $x(1)$ is given and concentrated around its expected value. Recall that in the statement of [Theorem 1.3](#) we assume $a - b \geq z \cdot \sqrt{n \log^3 n}$.

For the following calculations, we assume that $b \geq \sqrt{n} \log^2 n$. Let $\delta > 0$ be a constant. We distinguish the following two cases.

Case 1: $a < (1 + \delta)b$. Let $T = 2(\log k + \log \log n)$. From the bounds on a' and b' from [Proposition 4.2](#) we obtain the following inequality, which holds with high probability.

$$\begin{aligned} a' - b' &\geq \frac{a^2 - b^2}{x(1)} - \frac{\zeta \cdot T \cdot \sqrt{\log n}}{x(1)} \cdot \left(\frac{a^2}{\sqrt{a_1}} + \frac{b^2}{\sqrt{b_1}}\right) \\ &\geq \frac{a^2 - b^2}{x(1)} - \frac{2 \cdot \zeta \cdot T \cdot \sqrt{\log n}}{x(1)} \cdot \frac{a^2}{\sqrt{a_1}} \\ &\geq \frac{a - b}{x(1)} \cdot \left((a + b) - \frac{2 \cdot \zeta \cdot T \cdot \sqrt{\log n}}{a - b} \cdot \frac{a^2}{\sqrt{a_1}}\right) \end{aligned}$$

(using $a_1 = a^2/n \cdot (1 \pm o(1))$) with high probability according to [Proposition 4.1](#))

$$\geq \frac{a - b}{x(1)} \cdot \left((a + b) - \frac{2 \cdot \zeta \cdot T \cdot \sqrt{\log n} \cdot a^2 \cdot \sqrt{n}}{(a - b) \cdot a \cdot (1 - o(1))}\right)$$

(using $a - b \geq z \cdot \sqrt{n \log^3 n}$)

$$\geq \frac{a - b}{x(1)} \cdot \left((a + b) - \frac{2 \cdot \zeta \cdot a}{z \cdot (1 - o(1))}\right)$$

Now if z is large enough, we obtain for a small positive constant $\varepsilon = \varepsilon(z)$ that

$$a' - b' \geq (a - b) \cdot \left(\frac{a \cdot (1 - \varepsilon) + b}{x(1)} \right). \quad (15)$$

We combine the bound on b' of [Proposition 4.2](#) with (15) and obtain with high probability

$$\begin{aligned} \frac{a' - b'}{b'} &\geq (a - b) \cdot \left(\frac{a \cdot (1 - \varepsilon) + b}{x(1)} \right) \cdot \frac{x(1)}{b^2 \cdot (1 + o(1))} \\ &= \frac{a - b}{b} \cdot \left(\frac{a \cdot (1 - \varepsilon) + b}{b \cdot (1 + o(1))} \right) \\ &\geq \frac{a - b}{b} \cdot \left(\frac{b \cdot (2 - \varepsilon)}{b \cdot (1 + o(1))} \right) \\ &= \frac{a - b}{b} \cdot (1 + \varepsilon') \end{aligned}$$

where $\varepsilon' > 0$ is a positive constant. Let $a^{(i)}$ and $b^{(i)}$ denote the number of nodes of color \mathcal{A} and \mathcal{B} , respectively, after i phases. After $i = \log_{1+\varepsilon'}(a/(c_1 - c_2))$ phases we have with high probability

$$\begin{aligned} \frac{a^{(i)} - b^{(i)}}{b^{(i)}} &\geq \frac{a - b}{b} \cdot (1 + \varepsilon')^{\log_{1+\varepsilon'} \frac{a}{a-b}} \\ &= \frac{a - b}{b} \cdot \frac{a}{a - b} \geq 1. \end{aligned}$$

We therefore get after i phases that $a^{(i)} - b^{(i)} \geq b^{(i)}$ and thus $a^{(i)}/b^{(i)} \geq 2$.

Case 2: $a \geq (1 + \delta)b$. We consider the ratio between a' and b' and show a quadratic growth w.r.t. a^2/b^2 . We apply [Proposition 4.1](#) and [Proposition 4.2](#) to derive

$$\frac{a'}{b'} \geq \frac{\frac{a^2}{x(1)} \cdot \left(1 - \zeta \cdot \frac{\log^{\frac{3}{2}} n}{\sqrt{a_1}} \right)}{\frac{b^2}{x(1)} \cdot \left(1 + \zeta \cdot \frac{\log^{\frac{3}{2}} n}{\sqrt{b_1}} \right)} = \frac{a^2}{b^2} \cdot \frac{1 - o(1)}{1 + o(1)} \geq \frac{a^2}{b^2} \cdot (1 - o(1)),$$

where ζ is a suitable constant.

Putting everything together. Note that if $a < (1 + \delta)b$ then after $i = \log_{1+\varepsilon'}(a/(a - b))$ phases we have $a^{(i)}/b^{(i)} \geq 2$. From here on the second case applies as long as $b \geq \sqrt{n} \log^2 n$. Observe that after $O(\log \log n)$ phases, every color except for \mathcal{A} drops below $\sqrt{n} \cdot \log^2 n$.

Let \mathcal{C}_j be an arbitrary but fixed color of size c_j . If c_j is smaller than $\sqrt{n} \cdot \log^2 n$, we have by [Proposition 4.2](#) at the end of the Bit-Propagation sub-phase at most $O(k^3 \cdot \log^7 n)$ nodes of color \mathcal{C}_j , with high probability. Since we have $k \leq n^\varepsilon$, in the next two-choices phase this color will disappear with probability $1 - 1/n^{\Omega(1)}$. If \mathcal{C}_j does not disappear, the same argument applies, since $c_j \leq \sqrt{n} \cdot \log^2 n$. Therefore, after a constant number of phases \mathcal{C}_j disappears with high probability.

Thus, once \mathcal{A} is the only color having a support of more than $\sqrt{n} \cdot \log^2 n$, all other colors will vanish with high probability after additional $O(T)$ rounds and \mathcal{A} will be the only remaining color. This concludes the proof. \square

Room for Improvement. The bound on the plurality consensus time can be further improved to $O((\log(c_1/(c_1 - c_2)) + \log \log n) \cdot \log k)$, which is of interest for cases where $k = o(\log n)$. This can be achieved by having shorter Bit-Propagation sub-phases in which not all nodes but a large fraction of nodes set their bit.

5 Analysis of the Asynchronous Algorithm

We now introduce our asynchronous protocol to solve plurality consensus. In the sequential asynchronous model we assume that a sequence of discrete time steps is given, where at each time step one node is chosen uniformly at random to perform its tick. Recall that the key to the speed of the synchronous algorithm (**OneExtraBit**) is the combination of the two-choice process with an information dissemination process. However, this interweaving of these processes requires that the nodes execute the sub-phases simultaneously. While this is trivially the case in the synchronous setting, it is extremely unlikely in the asynchronous setting, since the numbers of ticks of different nodes may differ by up to $O(\log n)$. Therefore, any attempt to reach full synchronization is futile if one aims for a run time of $O(\log n)$.

To overcome this restriction, we adopt the following weaker notion of synchronicity. At any time we only require a $(1 - o(1))$ fraction of the nodes to be *almost synchronous*. This relaxes full synchronicity in three ways: First, nodes are only almost synchronous, meaning that for any two nodes their working times may differ by up to $\Delta = \Theta(\log n / \log \log n)$. Secondly, we allow $o(n)$ nodes to be poorly synchronized. Finally, we require this to hold only with high probability.

The above notion does not require the nodes to synchronize actively per se, since their number of ticks is to some extent concentrated even without active synchronization. However, it turns out that without synchronizing perpetually, the number of poorly synchronized nodes in each phase will become larger than the initial bias towards the plurality opinion $c_1 - c_2$ and could therefore influence the consensus significantly. We thus actively synchronize nodes at the end of each phase to decrease the fraction of poorly synchronized nodes such that their number is in $o(c_1 - c_2)$, resulting in a negligible influence of those nodes.

Once several technical challenges are resolved, the resulting weak synchronicity allows us to reuse the high-level structure of the synchronous algorithm (**OneExtraBit**). As in the synchronous case, the asynchronous protocol consists of one Two-Choices sub-phase and one Bit-Propagation sub-phase, the latter of which propagates the choices of the Two-Choices phase to all nodes in the network. In addition to these sub-phases we have a third sub-phase in which we synchronize nodes.

After executing the first two sub-phases, the relative difference between \mathcal{A} and any opinion $\mathcal{C}_j \neq \mathcal{A}$ increases quadratically and thus we only require $O(\log \log n)$ such phases. Each of the sub-phases has a length of $O(\log n / \log \log n)$, amounting to a total run-time of $O(\log n)$. While superficially the asynchronous version looks very similar to the synchronous protocol (**OneExtraBit**), the analysis differs greatly from the synchronous case, in both approach and technical execution.

5.1 The Asynchronous Protocol

Our asynchronous protocol consists of two parts, Part 1 defined in [Algorithm 3](#) later in this section and Part 2 defined in [Algorithm 4](#) in [Section 5.6](#). In these formal definitions, we specify the operations that each node performs when selected to tick. The goal of the first part is to increase the number of nodes of color \mathcal{A} to at least $a \geq (1 - \varepsilon_{\text{Part1}}) \cdot n$ for some small constant $\varepsilon_{\text{Part1}}$. Once the execution of the first part has finished, the nodes execute a simple two-choices algorithm in an asynchronous manner. We will show that after the second part, \mathcal{A} wins with high probability. Our

Algorithm asynchronous(*node v*) (Part 1)

```

let  $T = \kappa \cdot \log n / \log \log n$ ;
let  $t = \text{workingtime}(v) \bmod T$ ;

if  $t = T/10$  then
  let  $u_1, u_2 \in N(v)$  uniformly at random;
  if  $\text{color}(u_1) = \text{color}(u_2)$  then
     $\text{intermediate}(v) \leftarrow \text{color}(u_1)$ ;
  else
     $\text{intermediate}(v) \leftarrow \text{NULL}$ ;
else if  $t = 2 \cdot T/10$  then
  if  $\text{intermediate}(v) \neq \text{NULL}$  then
     $\text{color}(v) \leftarrow \text{intermediate}(v)$ ;
     $\text{bit}(v) \leftarrow \text{TRUE}$ ;
  else
     $\text{bit}(v) \leftarrow \text{FALSE}$ ;
else if  $t \in [3 \cdot T/10, 7 \cdot T/10]$  then
  if  $\text{bit}(v) = \text{FALSE}$  then
    let  $u \in N(v)$  uniformly at random;
    if  $\text{bit}(u) = \text{TRUE}$  then
       $\text{bit}(v) \leftarrow \text{TRUE}$  asdf;
       $\text{color}(v) \leftarrow \text{color}(u)$ ;
  else if  $t \in [8 \cdot T/10, 9.5 \cdot T/10]$  then
    increase all values in  $\text{samples}(v)$  by 1;
    if  $t \in [8 \cdot T/10, 8 \cdot T/10 + \log^3 \log n]$  then
      let  $u \in N(v)$  uniformly at random;
       $\text{samples}(v) \leftarrow \text{samples}(v) \cup \{\text{realtime}(u)\}$ ;
    if  $t = 9.5 \cdot T/10$  and  $\text{samples}(v) \neq \emptyset$  then
       $\text{workingtime}(v) \leftarrow \text{median}(\text{samples}(v))$ ;
       $\text{samples}(v) \leftarrow \emptyset$ ;
    else
      do nothing;
   $\text{realtime}(v) \leftarrow \text{realtime}(v) + 1$ ;
   $\text{workingtime}(v) \leftarrow \text{workingtime}(v) + 1$ ;
  if  $\text{workingtime}(v) \geq \kappa \cdot \ell \cdot \log n$  then
    continue with Algorithm 4;

```

Algorithm 3: Part 1 of the asynchronous protocol to solve plurality consensus. Both variables `realtime` and `workingtime` are initialized to 0, and `samples` is initially the empty set. The variables κ and ℓ denote large constants. The goal of the algorithm is to increase the plurality opinion \mathcal{A} such that $a \geq (1 - \varepsilon_{\text{Part1}}) \cdot n$ for a small constant $\varepsilon_{\text{Part1}}$.

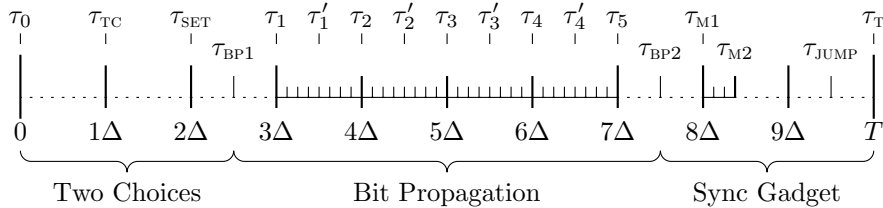


Figure 2: graphical representation of one phase of Algorithm 3. Each phase consists of $T = 10 \cdot \Delta$ ticks.

main contribution is the analysis of the first part. For the sake of completeness, we formally analyze the second part in Section 5.6.

In contrast to the formal definitions, it is more convenient and instructive to represent the algorithm executed by each node in a graphical way. This graphical representation for a single phase of the first part is shown in Figure 2. In this graphical representation, the instructions are drawn on a line from left to right, starting with the first instruction at the left endpoint.

As in the synchronous case, the asynchronous algorithm operates in multiple phases. Each of these phases is split into three sub-phases. Each sub-phase consists of multiple blocks of length Δ each. During these sub-phases, according to Algorithm 3, there are multiple blocks of instructions where nodes for a long time literally *do nothing*. These do-nothing-blocks are used, in combination with the following result on synchronicity, to ensure that a large fraction of nodes executes critical instructions at almost the same time. That is, for a large fraction of nodes we will show that these nodes execute instructions as if they were bulk synchronized, which they clearly are not.

The first phase is the Two-Choices sub-phase, which consists of two instructions, the Two-Choices step and the commit step. In the Two-Choices step, every node samples two neighbors uniformly at random. If and only if these neighbors' colors coincide, the node sets an `intermediate` color to the neighbors' colors. In the commit step, nodes change their color if they have their intermediate color set and then set their bit accordingly. The second phase is the Bit-Propagation sub-phase, which closely resembles the synchronous counter part. Finally, in the third phase, all nodes execute the so-called *Sync Gadget*. In this gadget, nodes adjust their *working time* in order to synchronize. Our perpetual synchronization mechanism is described after the following definitions.

For the analysis of the asynchronous algorithm we will use the following notation and definitions.

Definitions. Let κ and ℓ denote sufficiently large positive constants. We refer to a series of n consecutive time steps as a *period*, and we combine $T = \kappa \cdot \log n / \log \log n$ periods to a *phase*. The first part of the asynchronous protocol consists of $\ell \cdot \log \log n$ phases. Intuitively, a period is the number of time steps during which each node ticks in expectation once. We define a *reference point* τ to be a time step which marks the end of a period τ . In particular, at reference point τ there have been $\tau \cdot n$ time steps, and each node has ticked in expectation τ times.

- Let $T_v(t)$ denote the random variable for the real time, the number of ticks of node v after the first $t \cdot n$ time steps. That is, $T_v(t)$ denotes the number of times v was scheduled during the first $t \cdot n$ ticks.
- Let $T'_v(t)$ denote the random variable for the working time, the current instruction counter of node v after the first $t \cdot n$ time steps. Note that $T'_v(t)$ can differ from $T_v(t)$ since the working time is adjusted with the goal of synchronization in [Algorithm 3](#).

At the beginning of the algorithm, both, the real time and the working time are initialized to 0. Since at each time step one node is chosen to tick independently and uniformly at random, $T_v(\tau)$ has a binomial distribution $T_v(\tau) \sim B(\tau \cdot n, 1/n)$ with expected value $E[T_v(\tau)] = \tau$. It will prove convenient to regard a reference point as the one instruction in the algorithm which would be executed in the corresponding period if every node ticked exactly once in every period.

Weak Perpetual Synchronization. In the asynchronous algorithm, when a node is selected to tick, all operations are performed based on the node's current working time. In contrast, the real time of a node is used to always the total number of ticks performed so far by this node. In the Sync Gadget, the working time T'_v of a node v , denoted as `workingtime` in [Algorithm 3](#), is adjusted as follows.

The Sync Gadget consists of a sampling sub-phase $[\tau_{M1}, \tau_{M2}]$ and a jump step τ_{JUMP} . The sampling sub-phase of the Sync Gadget consists of $\log^3 \log n$ ticks. During these ticks, every node samples a neighbor uniformly at random and collects the real time T_u of the sampled neighbor u . Additionally, the node increments all real times sampled so far by 1 until the jump step is executed. At the jump step, the node sets its working time to the median of the samples.

During the entire phase, according to [Algorithm 3](#), there are multiple blocks of instructions where nodes literally *do nothing*. These blocks are used, in combination with the following result on synchronicity, to ensure that a large fraction of nodes executes critical instructions at almost the same time. That is, for a large fraction of nodes we will show that these nodes execute instructions as if they were bulk synchronized, which they clearly are not.

5.2 The Key Lemmas

The use of the Sync Gadget and the following definition of Δ -closeness allow us to show [Proposition 5.2](#) which forms the basis for our adaption of the synchronous protocol to the asynchronous setting.

Definition 5.1. *We say a node is Δ -close to a reference point τ w.r.t. the real time T_v or the working time T'_v , if $|T_v(\tau) - \tau| \leq \Delta$ or $|T'_v(\tau) - \tau| \leq \Delta$, respectively. If we say a node is Δ -close without specifying a reference point, we mean that it is Δ -close to the expected number of ticks.*

Proposition 5.2. *Let \mathcal{S} be set of synchronized nodes that are $(\Delta/2)$ -close w.r.t. the working time throughout the entire process. With high probability, $|\mathcal{S}| \geq n \cdot (1 - \exp(-8 \log n / \log \log n))$.*

The proof idea is as follows. We first observe that roughly $n \cdot (1 - \exp(-\log n / \log^2 \log n))$ nodes are $(\Delta/16)$ -close throughout the execution of the algorithm. As argued before, the resulting number of poorly synchronized nodes is too large and could tip the balance. Furthermore, we show, by careful induction, that thanks to the perpetual synchronization in each phase, a large fraction $f = (1 - \exp(-9 \log n / \log \log n))$ of the nodes which were $(\Delta/2)$ -close throughout the first i phases, will remain $(\Delta/2)$ -close in phase $i + 1$: (i) a fraction f of these nodes will tick equally often in each interval in this phase, up to an error of $\Delta/16$, and (ii) among these nodes again a fraction f will adapt their working time by selecting the median of a sample of nodes. That median will be $(\Delta/16)$ -close. Accounting for numerous other sources of error we obtain overall $(\Delta/2)$ -closeness for a large fraction of nodes.

Equipped with [Proposition 5.2](#) we analyze the Two-Choices and Bit-Propagation sub-phases. [Proposition 5.3](#) and [Proposition 5.4](#) form the asynchronous counter parts of [Proposition 4.1](#) and [Proposition 4.2](#), subject to a subtle difference: Instead of describing the distribution of colors after every Two-Choices and Bit-Propagation sub-phase, we restrict ourselves to the distribution of colors among the well-synchronized nodes in \mathcal{S} . In fact, throughout the analysis, we assume for all other nodes in $(V \setminus \mathcal{S})$ the worst-case. However, based on the Sync Gadget and [Proposition 5.2](#), their number is small enough such to prevent them from tipping the balance.

Our next key-lemma is [Proposition 5.3](#) which establishes that the number of nodes which pick up a bit for color \mathcal{C}_j is with high probability concentrated around the expectation.

Analogously to the synchronous case, we consider in the following definitions and propositions an arbitrary but fixed phase of [Algorithm 3](#). Let $\hat{c}_j(\tau)$ denote the number of nodes belonging to \mathcal{S} having color \mathcal{C}_j at reference point τ , that is, at time step $\tau \cdot n$. Let furthermore $x_j(\tau)$ denote the set of nodes belonging to \mathcal{S} having color \mathcal{C}_j and having their bit set at reference point τ and let finally $x(\tau) = \sum_j x_j(\tau)$.

Proposition 5.3. *Assume $|\mathcal{S}| \geq n \cdot (1 - \exp(-8 \log n / \log \log n))$. Let \mathcal{C}_j be an arbitrary but fixed color. With high probability, the number of nodes in \mathcal{S} having a bit set for color \mathcal{C}_j after the Two-Choices sub-phase at reference point τ_{BP1} is bounded as follows.*

$$x_1(\tau_{\text{BP1}}) \geq \frac{\hat{c}_j(\tau_0)^2}{n} (1 - o(1)) \quad \text{and} \quad x_i(\tau_{\text{BP1}}) \leq \frac{\hat{c}_j(\tau_0)^2}{n} (1 + o(1)) + O\left(n^{1-14/\log \log n}\right) .$$

Building on the concentration of bits given by [Proposition 5.3](#) at τ_{BP1} , the following proposition bounds the number of nodes of each color after the Bit-Propagation sub-phase at τ_{BP2} . As before, we only characterize those nodes which are part of \mathcal{S} .

Proposition 5.4. *Assume $|\mathcal{S}| \geq n \cdot (1 - \exp(-8 \log n / \log \log n))$. Let \mathcal{C}_j be an arbitrary but fixed color. With high probability, the number of nodes in \mathcal{S} of color \mathcal{C}_j after the Bit-Propagation sub-phase is bounded as follows.*

$$\hat{c}_1(\tau_{\text{BP2}}) \geq \frac{\hat{c}_1(\tau_0)^2}{x(\tau_{\text{BP1}})} \cdot (1 - o(1)) \quad \text{and} \quad \hat{c}_j(\tau_{\text{BP2}}) \leq \frac{\hat{c}_j(\tau_0)^2}{x(\tau_{\text{BP1}})} \cdot (1 + o(1)) + O\left(n^{1-4/\log \log n}\right) .$$

In the proof we analyze the Bit-Propagation by the means of the Pólya urn process. In particular, we show that the fraction of nodes supporting each color \mathcal{C}_j remains concentrated throughout the Bit-Propagation sub-phase. The proofs can be found in [Section 5.3](#), [Section 5.4](#), and [Section 5.5](#), respectively.

5.3 Concentration of the Clocks: Proof of [Proposition 5.2](#)

In the following we show that throughout the entire process there do not exist nodes which perform more than $O(\log n)$ ticks, with high probability.

Observation 5.5. *For any reference point τ we have that the working time of any node is bounded by the minimum and maximum real times, that is, for all $u \in V$ and $\tau \in \mathbb{N}$ we have*

$$T'_v(\tau) \in \left[\min_{u \in V} T_u(\tau), \max_{u \in V} T_u(\tau) \right] . \quad (16)$$

Let \mathfrak{T} denote the total number of time steps until all nodes have completed the execution of Part 1 of the asynchronous protocol defined in [Algorithm 3](#) w.r.t. their working time. With high probability, we have

$$\mathfrak{T} \leq 3/2 \cdot \kappa \cdot \ell \cdot n \log n . \quad (17)$$

Furthermore, we have with high probability that

$$\max_{v \in V} \{T_v(\mathfrak{T})\} < 2 \cdot \kappa \cdot \ell \cdot \log n \quad \text{and} \quad \max_{v \in V} \{T'_v(\mathfrak{T})\} < 2 \cdot \kappa \cdot \ell \cdot \log n . \quad (18)$$

Proof Sketch. The proof idea is the following. [Equation 16](#) follows from the fact that at every tick the working time and the real time are simultaneously increased by one, and whenever the working time is set to the median of the sampled real times, which are also incremented upon each tick, the property also holds. For the proof of [\(17\)](#) and [\(18\)](#), observe that according to [Algorithm 3](#) a node completes the execution of the algorithm when T'_v reaches $\kappa \cdot \ell \cdot \log n$. The proof of [\(17\)](#) and [\(18\)](#) follows, for $\kappa \cdot \ell$ large enough, from an application of Chernoff bounds to $T_v(\mathfrak{T})$ and union bound over all nodes, where we use [\(16\)](#) to show the second part of [\(18\)](#). \square

We proceed to show that *most* nodes are *almost synchronous* at carefully chosen reference points. Intuitively, a huge fraction of nodes has a number of ticks that is concentrated around the expected value and therefore most nodes will execute instructions which are *close* together. We formalize this concept in the following lemma which is based on [Definition 5.1](#). The lemma establishes in its first part that $n \cdot (1 - \exp(-\Theta(\log n / \log^2 \log n)))$ nodes will be $(\Delta/6)$ -close w.r.t. the real time over the course of the algorithm.

In the second statement we consider shorter intervals of the length of a phase and claim that a much larger number of nodes, to be specific, $n \cdot (1 - \exp(-9 \log n / \log \log n))$ nodes, will be selected to tick for the same number of times up to an error of $\Delta/16$.

Lemma 5.6. *Let $\Delta \geq c_\Delta \log n / \log \log n$, for some large enough constant c_Δ . Let τ be a reference point with $\tau \leq c \cdot \log n$, and let $Y(\tau)$ be the random variable for the number of nodes which are $(\Delta/16)$ -close to τ w.r.t. T_v . We have*

$$Y(\tau) \geq n \cdot (1 - \exp(-\Omega(\log n / \log^2 \log n))) .$$

Furthermore, consider an arbitrary interval consisting of t consecutive ticks. Fix a subset $Y \subseteq V$ and let $Y' \subset Y$ be the subset of nodes which receive at least $t/n - \Delta/16$ ticks and at most $t/n + \Delta/16$ ticks out of the t ticks. We have

$$|Y'| \geq |Y| \cdot (1 - \exp(-10 \log n / \log \log n)) - \tilde{O}(\sqrt{n}) .$$

Proof. Let $\mathcal{E}_v(\tau)$ be the event that a node v is $(\Delta/16)$ -close to τ , that is,

$$\mathcal{E}_v(\tau) = [\tau - \Delta/16 \leq T_v(\tau) \leq \tau + \Delta/16] .$$

We apply Chernoff bounds to $T_v(t)$ and obtain

$$\Pr[\mathcal{E}_v(\tau)] \geq 1 - \exp\left(-\Omega\left(\frac{\log n}{\log^2 \log n}\right)\right) , \quad (19)$$

Let in the following $Y_v(\tau)$ be an indicator random variable for a node v and a reference point τ defined as

$$Y_v(\tau) = \begin{cases} 1, & \text{if } \mathcal{E}_v(\tau) , \\ 0, & \text{otherwise.} \end{cases}$$

Summing up over all nodes gives us $Y(\tau) = \sum_{v \in V} Y_v(\tau)$. By linearity of expectation, we have $\mathbb{E}[Y(\tau)] \geq n \cdot (1 - \exp(-\Theta(\log n / (\log^2 \log n))))$. Note that the random variables $T_v(\tau)$, and therefore also the random variables $Y_v(\tau)$, are not independent. We thus consider the process of uncovering $Y_v(\tau)$ one node after the other in order to obtain the Doob martingale of $Y(\tau)$ as follows. We define the sequence $Z_j(\tau)$ as $Z_j(\tau) = \mathbb{E}[Y(\tau) | T_j(\tau), \dots, T_1(\tau)]$ with $Z_0(\tau) = \mathbb{E}[Y(\tau)]$. We have

$$\mathbb{E}[Z_j(\tau) | T_{j-1}(\tau), \dots, T_1(\tau)] = \mathbb{E}[\mathbb{E}[Y(\tau) | T_j(\tau), \dots, T_1(\tau)] | T_{j-1}(\tau), \dots, T_1(\tau)]$$

which, applying the tower property, gives us that

$$\mathbb{E}[Z_j(\tau) | T_{j-1}(\tau), \dots, T_1(\tau)] = \mathbb{E}[Y(\tau) | T_{j-1}(\tau), \dots, T_1(\tau)] = Z_{j-1}(\tau) .$$

Therefore $Z_j(\tau)$ is indeed the Doob martingale of $Y(\tau)$.

According to [Observation 5.5](#) each node ticks at most $2c \cdot \log n$ times, that is, $|T_{j+1}(\tau) - T_j(\tau)| \leq 2c \cdot \log n$. This holds with high probability in the original process P and with probability 1 in the coupled process P' . Since at most $2c \cdot \log n$ of the random variables $Y_{j+1}(\tau), \dots, Y_n(\tau)$ differ, we have

$$\begin{aligned} |Z_{j+1}(\tau) - Z_j(\tau)| &= |\mathbb{E}[Y_n(\tau) + \dots + Y_1(\tau) | T_{j+1}(\tau), \dots, T_1(\tau)] \\ &\quad - \mathbb{E}[Y_n(\tau) + \dots + Y_1(\tau) | T_j(\tau), \dots, T_1(\tau)]| \leq 2c \cdot \log n . \end{aligned}$$

Applying the Azuma-Hoeffding bound to $Y(\tau) = \sum_{v \in V} Y_v(\tau)$ gives us

$$\Pr\left[|Y(\tau) - \mathbb{E}[Y(\tau)]| \geq \sqrt{c^3 \cdot n \cdot \log^3 n}\right] \leq \exp\left(-\frac{c^3 \cdot n \cdot \log^3 n}{2 \cdot \sum_{j=1}^n (2c \cdot \log n)^2}\right) ,$$

which for sufficiently large c yields $|Y(\tau) - \mathbb{E}[Y(\tau)]| \leq \sqrt{c^3 \cdot n \cdot \log^3 n}$ with high probability. Observe that $\sqrt{c^3 \cdot n \cdot \log^3 n} \leq n \cdot \exp(-\Theta(\log n / \log^2 \log n))$. We finally conclude that, with high probability, at least $n \cdot (1 - \exp(-\Theta(\log n / \log^2 \log n)))$ nodes are synchronous up to a deviation of at most $\Delta = \Theta(\log n / \log \log n)$ ticks from the expected number of ticks at the given reference point τ .

We now turn to the second part of the statement. Recall that $\Delta = c_\Delta \log n / \log \log n$ and c_Δ is a large enough constant. Observe that, by definition of our algorithm, $T = 10\Delta$. The proof of the second part follows in a similar way as before. We define an analogous event $\mathcal{E}'_v(\tau_1)$ for node v to hold, then the number of ticks it receives $t/n \pm \Delta/16$ out of t ticks. We have

$$\Pr[\mathcal{E}'_v(\tau)] \geq 1 - \exp\left(-\frac{10 \log n}{\log \log n}\right).$$

Observe that this bound is much stronger than (19). Similarly, as before, $|Y' - \mathbb{E}[Y']| \leq \sqrt{c^3 \cdot n \cdot \log^3 n}$ with high probability. Thus,

$$|Y'(\tau_1)| \geq |Y| \cdot (1 - \exp(-10 \log n / \log \log n)) - \sqrt{c^3 \cdot n \cdot \log^3 n}$$

yielding the claim. \square

Theorem 5.7 (Equation 10 from [23]). *Let $Y = \sum_{i=1}^m Y_i$ be the sum of m i.i.d. random variables with $\Pr[Y_i = 1] = p$ and $\Pr[Y_i = 0] = 1 - p$. We have for any $\alpha \in (0, 1)$ that*

$$\Pr[Y \geq \alpha \cdot m] \leq \left(\left(\frac{p}{\alpha}\right)^\alpha \left(\frac{1-p}{1-\alpha}\right)^{1-\alpha} \right)^m.$$

In the following we show that the median taken will be concentrated around the expected real time.

Lemma 5.8. *The median real-time of a uniform sample of $\Omega(\log^2 \log n)$ nodes is $(\Delta/16)$ -close with high probability at any reference point $\tau \leq \kappa \cdot \ell \cdot \log n$.*

Proof. In this proof we assume for simplicity that the $c'' \log^2 \log n$ sampled nodes are taken in one single step. First, we show that the median of the sampled times is close to the average of all (real) times, with high probability. The median real-time of the sample is no $(\Delta/16)$ -close if at least half of the sample contained nodes which were not $(\Delta/16)$ -close. By Lemma 5.6, we know that for some constant $c > 0$ there are with high probability at most

$$L = n \exp(-c(\log n / \log^2 \log n))$$

nodes u which are not $(\Delta/16)$ -close w.r.t. T_u during any point of the execution of the algorithm.

Let \mathcal{G} be the set of these *bad* nodes. Let Z denote the number of samples drawn which are bad. Thus, by Theorem 5.7 with parameters $\alpha = 1/2$ and $p = L/n$, we derive

$$\begin{aligned} \Pr[Z \geq \alpha c'' \log^2 \log n / 2] &\leq \left((2p)^{1/2} (2(1-p))^{1/2} \right)^{c'' \log^2 \log n} \leq 2^{c'' \log^2 \log n} \cdot (p^{1/2} (1-p))^{c'' \log^2 \log n} \\ &\leq \sqrt{n} \cdot (L/n)^{c'' \log^2 \log n / 2} = \sqrt{n} \cdot n^{-\frac{c \cdot c'' \log^2 \log n}{2 \log^2 \log n}} \leq 1/n^2, \end{aligned}$$

for large enough c'' . \square

Proof of Proposition 5.2. For every phase $s = O(\log \log n)$, let J_s be the set of nodes which are

1. $(5\Delta/16)$ -close w.r.t. the working time at any reference point $\tau = s \cdot T$ and
2. $(\Delta/2)$ -close w.r.t. the working time at any reference point in $[(s-1) \cdot T, s \cdot T]$.

In the following, we show by induction that with high probability

$$|J_s| \geq n(1 - T^2 \cdot s \cdot \exp(-9 \log n / \log \log n)) .$$

For $s = 0$ this holds trivially since $|J_0| = n$. Suppose the claim holds for phase s and consider phase $s + 1$. We seek to show that the claim holds in the interval $[s \cdot T, (s + 1) \cdot T]$. Let τ_L, τ_R with $\tau_L < \tau_R$ be an arbitrary pair of reference points with $\tau_L \geq s \cdot T$ and $\tau_R \leq (s + 1) \cdot T$. Let furthermore $J' \subset J_s$ denote the set of nodes which are selected to tick $\tau_R - \tau_L \pm \Delta/16$ times in any interval $[\tau_L, \tau_R]$. By Part 2 of [Lemma 5.6](#), we have

$$|J'| \geq |J_s|(1 - \exp(-9 \log n / \log \log n)) . \quad (20)$$

Let J'_s be the set of nodes which are selected $\tau_R - \tau_L \pm \Delta/16$ times to tick in *every* interval $[\tau_L, \tau_R]$. Since there are at most T^2 such intervals, we get by (20) that with high probability

$$|J'_s| \geq |J_s|(1 - T^2 \cdot \exp(-9 \log n / \log \log n)) .$$

Let v be an arbitrary but fixed node. Let ϑ_v be the exact time step at which v jumps and observe that ϑ_v is a random variable. Let furthermore τ_v denote the first reference point after time step ϑ_v , that is, $\tau_v = \lceil \vartheta_v / n \rceil$. Consider the number of times v is selected to tick in the interval of time steps $[\vartheta_v, \tau_v \cdot n]$. By a standard balls-into-bins argument [[32](#)], we can argue that with high probability

$$|T(\tau_v) - T(\vartheta_v/n)| \leq \Delta/16 . \quad (21)$$

Let τ' be any reference point in $[\tau_v, (s + 1) \cdot T]$. Since the working time increases afterwards whenever v is selected to tick, we have

$$T'_v(\tau') - T'_v(\vartheta_v/n) = T_v(\tau') - T_v(\vartheta_v/n) . \quad (22)$$

We now show that every node $v \in J'_s$ jumps exactly once. Recall that τ_{JUMP} is the instruction at which every node executes the jump step. That is, if any nodes has a working time of $s \cdot T + \tau_{\text{JUMP}}$, then that node jumps. We claim that every node $v \in J'_s$ must have jumped prior to $(s + 1) \cdot T$, that is, we have $\tau_v \leq (s + 1) \cdot T$. To see this, assume that v did not jump. By (22),

$$\begin{aligned} T'_v((s + 1) \cdot T) &= T_v((s + 1) \cdot T) - T_v(s \cdot T) + T'_v(s \cdot T) \\ &\geq (s + 1) \cdot T - s \cdot T - \Delta/16 + T'_v(s \cdot T) \\ &\geq (s + 1) \cdot T - s \cdot T - \Delta/16 + s \cdot T - 5\Delta/16 \\ &> (s + 1) \cdot T - \Delta/2 \geq s \cdot T + \tau_{\text{JUMP}} , \end{aligned}$$

where the first inequality follows from the definition of J'_s and the second inequality follows from the induction hypothesis. The the above inequality implies that v must have executed the jump instruction and thus must have jumped.

Symmetrically, we claim that every node $v \in J'_s$ will jump at most once per phase with high probability. It suffices to show that no node of J'_s jumps before reference point $\tau' := \tau_{\text{M2}} + \Delta/2$, since, informally speaking, at reference point τ' all nodes of J'_s will have a real time exceeding τ_{M2} (similarly as before, this can be shown using the definition of J'_s and the induction hypothesis). Thus, by [Lemma 5.8](#) and the due to the immense size of J'_s , node v will set its working time to

the median of sampled real times which will be larger than τ_{M2} . Node v will not execute the jump instruction again in this phase. To show this claim we need to show that $T'_v(\tau') < s \cdot T + \tau_{\text{JUMP}}$, which is true since (22),

$$\begin{aligned} T'_v(\tau') &= T_v(\tau') - T_v(s \cdot T) + T'_v(s \cdot T) \\ &\leq \tau_{M2} + \Delta/2 + \Delta/16 + T'_v(s \cdot T) \\ &\leq \tau_{M2} + \Delta/2 + \Delta/16 + s \cdot T - 5\Delta/16 \\ &\leq (s+1) \cdot T - \Delta/2 = s \cdot T + \tau_{\text{JUMP}} \quad , \end{aligned}$$

where the first inequality follows from the definition of J'_s and the second inequality follows from the induction hypothesis. Thus, v jumped at most once. We therefore conclude that every node $v \in J'_s$ jumps exactly once.

We will now argue the following. For every $v \in J'_s$ chooses with high probability

$$|T'_v(\vartheta_v/n) - \vartheta_v/n| \leq 2\Delta/16 + 1 \quad . \quad (23)$$

To see this, first observe that, by Lemma 5.8, the median taken from $\log^3 \log n$ samples of the real time is $(\Delta/6)$ -close. Second, we need to account for the fact that median is not taken directly, but rather over time. If all samples were taken directly before jumping, then the median would indeed be $(\Delta/6)$ -close. However, since $v \in J'_s$, it holds that the value of any sample is $(\Delta/6)$ -close w.r.t. the value it would have if it were sampled directly before v jumps. Accounting for all errors, using triangle inequality and that $\tau_u = \lceil \vartheta_u/n \rceil$, (23) follows.

We proceed by showing that after $v \in J'_s$ jumps its working-time well-concentrated, that is,

$$|T'_v(\tau') - \tau'| \leq 5\Delta/16 \quad , \quad (24)$$

for any reference point τ' in $[\tau_v, (s+1) \cdot T]$. We have

$$\begin{aligned} T'_v(\tau') &\stackrel{(22)}{=} T'_v(\vartheta_v/n) + T_v(\tau') - T_v(\vartheta_v/n) \\ &\stackrel{(23)}{\leq} \vartheta_v/n + 2\Delta/16 + 1 + T_v(\tau') - T_v(\vartheta_v/n) \\ &\stackrel{(21)}{\leq} \vartheta_v/n + 2\Delta/16 + 1 + T_v(\tau') - T_v(\tau_v) + \Delta/16 \\ &\stackrel{\text{def. } J'_s}{\leq} \vartheta_v/n + 2\Delta/16 + 1 + ((\tau' - \tau_v) + \Delta/16) + \Delta/16 \\ &\stackrel{\text{def. } \tau_v}{\leq} \tau_v + 1 + 2\Delta/16 + 1 + ((\tau' - \tau_v) + \Delta/16) + \Delta/16 \\ &\leq \tau' + 5\Delta/16, \end{aligned}$$

Symmetrically, we have

$$\begin{aligned} T'_v(\tau') &\stackrel{(22)}{=} T'_v(\vartheta_v/n) + T_v(\tau') - T_v(\vartheta_v/n) \\ &\stackrel{(23)}{\geq} \vartheta_v/n - 2\Delta/16 - 1 + T_v(\tau') - T_v(\vartheta_v/n) \\ &\stackrel{(21)}{\geq} \vartheta_v/n - 2\Delta/16 - 1 + T_v(\tau') - T_v(\tau_v) - \Delta/16 \\ &\stackrel{\text{def. } J'_s}{\geq} \vartheta_v/n - 2\Delta/16 - 1 + ((\tau' - \tau_v) + \Delta/16) - \Delta/16 \\ &\stackrel{\text{def. } \tau_v}{\geq} \tau_v - 1 - 2\Delta/16 - 1 + ((\tau' - \tau_v) + \Delta/16) - \Delta/16 \\ &\geq \tau' - 5\Delta/16 \quad , \end{aligned}$$

This shows (24). Define $J_{s+1} = J'_s$. This shows that $v \in J_{s+1}$ is $(5\Delta/16)$ -close at $(s+1) \cdot T$. Furthermore, at reference point $s \cdot T$, v was, by induction hypothesis, $(5\Delta/16)$ -close and, since $J_{s+1} = J'_s$, at every reference point τ before u jumped we can derive $|T'_v(\tau) - \tau| \leq 5\Delta/16 + \Delta/16 \leq \Delta/2$. Furthermore, (24) implies that v was also $(\Delta/2)$ -close after jumping and thus v was $\Delta/2$ at each reference point in $[s \cdot T, (s+1) \cdot T]$.

We now show that $|J_{s+1}|$ is large enough. Using the induction hypothesis, we have

$$\begin{aligned} |J_{s+1}| &= |J'_s| \geq |J_s|(1 - T^2 \cdot \exp(-9 \log n / \log \log n)) \\ &\geq n(1 - sT^2 \cdot \exp(-9 \log n / \log \log n))(1 - T^2 \cdot \exp(-9 \log n / \log \log n)) \\ &\geq n(1 - (s+1)T^2 \cdot \exp(-9 \log n / \log \log n)) . \end{aligned}$$

This finishes the induction step. Finally, observe that for any $s = O(\log \log n)$ we have

$$n \cdot (1 - s \cdot T^2 \cdot \exp(-9 \log n / \log \log n)) \geq n(1 - \exp(-8 \log n / \log \log n)) . \quad \square$$

5.4 Analysis of the Two-Choices sub-phase: Proof of Proposition 5.3

Proof of Proposition 5.3. Recall that \mathcal{S} is the set of nodes v that are $(\Delta/2)$ -close w.r.t. $T'(v)$ throughout the entire process. By Proposition 5.2, $|\mathcal{S}| \geq n - \mathcal{E}$, with $\mathcal{E} \leq n \cdot \exp(-8 \log n / \log \log n) = n^{1-8/\log \log n}$. When a node of \mathcal{S} samples two nodes, then by definition the working time of all nodes of \mathcal{S} is larger than τ_0 and smaller than τ_{set} . Let u be a node of \mathcal{S} . Then, u samples at two nodes (that is, when its working time is τ_{TC}), then its probability of sampling two nodes of color \mathcal{C}_j with probability at least $(\hat{c}_j(\tau_0)/n)^2$ and at most $((\hat{c}_j(\tau_0) + \mathcal{E})/n)^2$.

By Chernoff bounds,

$$x_1(\tau_{BP1}) \geq |\mathcal{S}| \cdot (\hat{c}_j(\tau_0)/n)^2 - \sqrt{n} \log n \geq \frac{\hat{c}_j(\tau_0)^2}{n} (1 - o(1)) ,$$

where we used the fact that all nodes of \mathcal{S} must have executed the instruction at τ_{set} at reference point τ_{BP1} .

We now distinguish between two cases. If $\hat{c}_j(\tau_0) \leq n^{1-7/\log \log n}$ we have, $\hat{c}_j(\tau_0) + \mathcal{E} = O(n^{1-7/\log \log n})$. Thus, by Chernoff bounds, with high probability

$$x_j(\tau_{BP1}) \leq n \cdot ((\hat{c}_j(\tau_0) + \mathcal{E})/n)^2 + \sqrt{n} \log n = O(n^{1-14/\log \log n}) .$$

Otherwise, $\hat{c}_j(\tau_{BP1}) > n^{1-7/\log \log n}$ and we have $\hat{c}_j(\tau_0) + \mathcal{E} = \hat{c}_j(\tau_0)(1 + o(1))$. Thus, by Chernoff bounds, we obtain with high probability that

$$x_j(\tau_{BP1}) \leq n \cdot ((\hat{c}_j(\tau_0) + \mathcal{E})/n)^2 = \hat{c}_j(\tau_0)^2/n \cdot (1 + o(1)) .$$

This finishes the proof. □

5.5 Analysis of the Bit-Propagation Sub-Phase: Proof of Proposition 5.4

We now focus on the analysis of the Bit-Propagation sub-phase. Similar to the analysis of the synchronous case, we first analyze the number of bits which are set during the Bit-Propagation sub-phase without taking their color into consideration. The following lemma is based on the observation that the Bit-Propagation can be modeled by a simple asynchronous randomized-gossip-based information dissemination process.

Lemma 5.9. *Consider an arbitrary but fixed phase and let $x(\tau)$ be the number of nodes in \mathcal{S} which have a bit set at reference point τ in that phase. Assume that $|\mathcal{S}| \geq n \cdot (1 - \exp(-8 \log n / \log \log n))$ and that $x(\tau_{\text{BP1}}) \geq n/(2k)$. Then we have $x(\tau_{\text{BP2}}) = |\mathcal{S}|$ with high probability.*

Proof. We split the proof into three parts, in each of which we will rely on the fact that at each reference point the nodes of \mathcal{S} are $(\Delta/2)$ -close. We argue that with high probability (i) $x(\tau'_2) \geq n/2$, (ii) $x(\tau_4) \geq |\mathcal{S}| \cdot (1 - n^{-2/\log \log n})$, and (iii) $x(\tau_{\text{BP2}}) = |\mathcal{S}|$.

Part (i). To show the first part, we first consider a sequence of Δ periods from τ'_1 to τ'_2 . Recall that each period consists of n consecutive time steps. We will show by induction over $i \in [\tau'_1, \tau'_2]$ that

$$x(i) \geq \min \left\{ \frac{n}{2}, \frac{n}{2k} \cdot \left(1 + \frac{1}{5}\right)^i \right\} .$$

Let i be an arbitrary but fixed period in $[\tau'_1, \tau'_2]$ and assume that $x(i-1) < n/2$. Note that by definition of \mathcal{S} at any reference point $\tau \in [\tau'_1, \tau'_2]$ all nodes of \mathcal{S} are in $[\tau_1, \tau_3]$. Let $H(i) \subseteq \mathcal{S}$ be the set of nodes in \mathcal{S} which did not have their bit set after period $i-1$. By assumption, $|H(i)| \geq |\mathcal{S}| - n/2 = n/2 \cdot (1 - o(1))$. Let furthermore $A(i)$ be the set of *active* nodes which tick in period i at least once. By a standard balls-into-bins arguments [32], we have that $|A(i)|$ has size at least $n/2$ with high probability. Observe that each node is equally likely to tick, independently of whether the bit is set or not. Therefore, $A(i)$ and $H(i)$ are independent, and any node in $H(i)$ ticks at least once with probability at least $n/2$, independently. Hence, $|A(i) \cap H(i)| \geq n/4 \cdot (1 - o(1))$ with high probability, where the concentration follows from Chernoff bounds.

For a node $v \in A(i) \cap H(i)$ in period i , we define X_v to be the indicator random variable for the event that v sets the bit. Note that all X_v are independent and $\Pr[X_v = 1] \geq x(i-1)/n$. Let $X = \sum X_i$. By Chernoff bounds, $X \geq |A(i) \cap H(i)| \cdot x(i-1)/n \cdot (1 - o(1)) \geq x(i-1)/5$ with high probability. We therefore get that with high probability

$$x(i) \geq x(i-1) + X \geq x(i-1) \left(1 + \frac{1}{5}\right) \stackrel{\text{IH}}{\geq} \frac{n}{2k} \cdot \left(1 + \frac{1}{5}\right)^i ,$$

which completes the induction. We now obtain, using $\tau'_2 - \tau'_1 \geq 4 \log k$, that

$$x(\tau'_2) \geq \frac{n}{2k} \left(1 + \frac{1}{5}\right)^{\tau'_2 - \tau'_1} \geq \frac{n}{2k} \cdot k = n/2 .$$

This completes the proof of Part (i).

Part (ii). Let $H(\tau'_2) \subseteq \mathcal{S}$ be the set of nodes in \mathcal{S} which do not have a bit set at reference point τ'_2 . We consider an arbitrary but fixed node $v \in H(\tau'_2)$ at reference point τ_4 . Since v is in \mathcal{S} and thus $(\Delta/2)$ -close at both, τ'_2 and τ_4 , we observe that it ticked at least $\tau_4 - \tau'_2 - 2 \cdot \Delta/2 = \Delta/2$ times between time steps $\tau'_2 \cdot n$ and $\tau_4 \cdot n$ corresponding to these reference points. The probability that the node v never sampled a node with the bit set is thus at most $2^{-\Delta/2}$. Hence, by using independence and Chernoff bounds, the number of nodes remaining in $H(\tau_4)$ is, for Δ large enough, at most $|\mathcal{S}| \cdot n^{-2/\log \log n}$ with high probability.

Part (iii). As before, let $H(\tau_4) \subseteq \mathcal{S}$ be the set of nodes in \mathcal{S} which do not have a bit set at reference point τ_4 . We again consider an arbitrary but fixed node $v \in H(\tau_4)$. Since v is in \mathcal{S} and

thus $(\Delta/2)$ -close at both, τ_4 and τ_{BP2} , we observe that it performed at least $\tau_5 - \tau_4 = \Delta/2$ Bit-Propagation ticks. The probability that v samples in one of these ticks a node in \mathcal{S} without the bit set or that v samples a node not in \mathcal{S} is at most $n^{-2/\log \log n} + n^{-8/\log \log n} \leq n^{-1/\log \log n}$. Therefore, the probability that this node never obtains the bit is at most $(n^{-1/\log \log n})^{\Delta/2} \leq n^{-\omega(1)}$. From union bound we derive that all nodes in \mathcal{S} therefore have the bit set at reference point τ_{BP2} . \square

In the following we analyze the individual colors during the Bit-Propagation sub-phase. Our main observation is that the Bit-Propagation process can be modeled by so-called Pólya urns [26]. In this model, we are given an urn containing marbles of two colors, black and white. In every step, one marble is drawn uniformly at random from the urn. Its color is observed, the marble is returned to the urn and one more marble of the same color is added. For any color, the ratio of marbles with that given color over the total number of marbles is a martingale. We will use this urn process to model the Bit-Propagation sub-phase, which then can be analyzed by means of martingale techniques. Formally, the Pólya urn process is defined as follows.

Definition 5.10 (Pólya Urn Process). *Let $\text{Pólya}(\alpha_1, \alpha_2)$ with $\alpha_1, \alpha_2 \in \mathbb{Z}_0^+$ be the following urn process. At the beginning there are α_1 black marbles and α_2 white marbles in the urn. The process runs in multiple steps where $\alpha_1(i)$ and $\alpha_2(i)$ denote the number of black and white marbles in the urn, respectively, for every time step i . In every time step i , a black marble is added with probability $\alpha_1(i)/(\alpha_1(i) + \alpha_2(i))$, and with remaining probability $\alpha_2(i)/(\alpha_1(i) + \alpha_2(i))$ a white marble is added.*

We now use this urn model to show our main result for the Bit-Propagation sub-phase, [Proposition 5.4](#). We start by performing a worst-case analysis for color \mathcal{A} in order to give a lower bound on the number of nodes of color \mathcal{A} after the Bit-Propagation sub-phase. Similarly, we will upper bound any *large* color \mathcal{C}_j . Then we will show that after each phase the gap between \mathcal{A} and \mathcal{C}_j grows quadratically. We will use bounds resulting from [Proposition 5.3](#) for the numbers of nodes with bits and their color distribution among \mathcal{S} . For the worst case analysis, we will assume that any node which is not in \mathcal{S} has color \mathcal{C}_j and its bit set. We now give the formal proof.

Proof of Proposition 5.4. We consider an arbitrary but fixed Bit-Propagation sub-phase which we model by $\text{Pólya}(\alpha_1, \alpha_2)$ as follows. Initially, we place for each node in \mathcal{S} of color \mathcal{A} which has its bit set at reference point τ_{BP1} a black marble in the urn, that is, $\alpha_1 = x_1(\tau_{\text{BP1}})$. Additionally, we add for each node in \mathcal{S} which has its bit set for any color $\mathcal{C}_j \neq \mathcal{A}$ a white marble in the urn. Finally, in order to perform a worst-case analysis, we add a white marble for any node which is not in \mathcal{S} , that is, we add an additional number of $|V \setminus \mathcal{S}|$ white marbles. We therefore have $\alpha_1 + \alpha_2 = x(\tau_{\text{BP1}}) + |V \setminus \mathcal{S}|$. We now consider only those time steps of the Bit-Propagation sub-phase, where a node in \mathcal{S} without bit samples another node with bit. We couple these very steps with the Pólya urn process, where we assume that a marble is added based on the adopted color in the Bit-Propagation process, that is, if a node newly adopts a bit for color \mathcal{A} , we add a black marble, and if otherwise a node adopts a bit for color $\mathcal{C}_j \neq \mathcal{A}$, we add a white marble. For the worst-case analysis we assume in the Bit-Propagation process that all nodes in $V \setminus \mathcal{S}$ have a bit set for a color $\mathcal{C}_j \neq \mathcal{A}$ throughout the entire process. This corresponds to the additional $|V \setminus \mathcal{S}|$ white marbles initially added to the urn.

As before, we will use the notation that $x(\tau)$ denotes the number of nodes in \mathcal{S} which have a bit set at reference point τ and $x_j(\tau)$ denotes the number of nodes in \mathcal{S} of color \mathcal{C}_j which have a bit set at reference point τ . Let M be a lower bound on $x(\tau_{\text{BP1}})$, the number of bits set at the beginning of the Bit-Propagation sub-phase, and recall that according to the proof of [Proposition 5.3](#) we have with high probability

$$M \geq n/(2k) . \tag{25}$$

We now consider the Pólya urn process. Let $F(i)$ be the fraction of black marbles in step i of the Pólya urn process. As mentioned before, this fraction of black marbles in the Pólya urn process is a martingale. Observe furthermore that $|F(i) - F(i-1)| \leq 1/M$ throughout the entire urn process. Let \mathcal{I} be the last step of the Pólya urn process and observe that $\mathcal{I} \leq n$. Applying Azuma's inequality to $F(i)$ for any $i \leq \mathcal{I}$ gives us

$$\begin{aligned} \Pr[|F(i) - F(1)| \geq \delta] &\leq 2 \cdot \exp\left(-\frac{\delta^2}{2 \cdot \sum_{j=1}^i 1/M^2}\right) \\ &\leq 2 \cdot \exp\left(-\frac{\delta^2 \cdot M^2}{2 \cdot i}\right) . \end{aligned}$$

We set $\delta = 4 \cdot k \cdot \sqrt{\log n/n}$ and obtain using (25)

$$\begin{aligned} \Pr\left[|F(i) - F(1)| \geq 4 \cdot k \cdot \sqrt{\log n/n}\right] &\leq 2 \cdot \exp\left(-\frac{2 \cdot k^2 \cdot M^2 \cdot \log n}{n \cdot i}\right) \\ &\leq 2 \cdot \exp(-2 \cdot \log n) , \end{aligned} \tag{26}$$

where we used that $x(\tau_{\text{BP1}}) \geq n/(2k)$ with high probability.

From the calculation above we see that with high probability the fraction of black marbles in the urn remains concentrated around the initial value. To derive a lower bound on the absolute number of black marbles at the end of the process we first bound $F(1)$. By [Proposition 5.2](#), we have $|V \setminus \mathcal{S}| \leq n^{1-8/\log \log n}$ and thus

$$F(1) \geq \frac{x_1(\tau_{\text{BP1}})}{x(\tau_{\text{BP1}}) + |V \setminus \mathcal{S}|} \geq \frac{x_1(\tau_{\text{BP1}})}{x(\tau_{\text{BP1}}) + n^{1-8/\log \log n}} = \frac{x_1(\tau_{\text{BP1}})}{x(\tau_{\text{BP1}})} \cdot (1 - o(1)) \tag{27}$$

Using (26), we get for the end of the Bit-Propagation sub-phase that at reference point τ_{BP2} with high probability

$$\begin{aligned} F(\mathcal{I}) &\geq F(1) - 4 \cdot k \cdot \sqrt{\log n/n} = \frac{x_1(\tau_{\text{BP1}})}{x(\tau_{\text{BP1}})} \cdot (1 - o(1)) - 4 \cdot n^{1/\log \log n} \sqrt{\log n/n} \\ &= \frac{x_1(\tau_{\text{BP1}})}{x(\tau_{\text{BP1}})} \cdot (1 - o(1)) , \end{aligned}$$

where we used that $x_1(\tau_{\text{BP1}}) \geq n/(2k^2) \geq n^{1-3/\log \log n}$ with high probability and $x(\tau_{\text{BP}}) \leq n$. Hence,

$$x_1(\tau_{\text{BP2}}) \geq x(\tau_{\text{BP2}}) \frac{x_1(\tau_{\text{BP1}})}{x(\tau_{\text{BP1}})} \cdot (1 - o(1)) . \tag{28}$$

It remains to establish an upper bound on $x_j(\tau_{\text{BP2}})$ for every other large color $\mathcal{C}_j \neq \mathcal{A}$. We will use a symmetric argument. Let $\mathcal{C}_j \neq \mathcal{A}$ be an arbitrary but fixed color and let $F'(i)$ be the fraction of black marbles in another Pólya urn process which we use to bound the size of color \mathcal{C}_j . As before, we use the black marbles to represent \mathcal{C}_j , the color under investigation, and the white marbles to represent all other colors $\mathcal{C}_i \neq \mathcal{C}_j$. For the worst case analysis, we again assume that all nodes of $V \setminus \mathcal{S}$ have their bit set for color \mathcal{C}_j . We apply a similar computation as before and observe, now

for color \mathcal{C}_j , that

$$\begin{aligned}
F'(1) &\leq \frac{x_j(\tau_{\text{BP1}}) + |V \setminus \mathcal{S}|}{x(\tau_{\text{BP1}}) + |V \setminus \mathcal{S}|} \leq \frac{x_j(\tau_{\text{BP1}}) + |V \setminus \mathcal{S}|}{x(\tau_{\text{BP1}})} \\
&\leq \frac{x_j(\tau_{\text{BP1}}) + n^{1-8/\log \log n}}{x(\tau_{\text{BP1}})} \\
&\leq \frac{x_j(\tau_{\text{BP1}})}{x(\tau_{\text{BP1}})} + \frac{n^{1-8/\log \log n}}{n^{1-3/\log \log n}} \\
&\leq \frac{x_j(\tau_{\text{BP1}})}{x(\tau_{\text{BP1}})} + n^{-5/\log \log n} .
\end{aligned}$$

Again using (26), we get with high probability

$$F'(\mathcal{I}) \leq F'(1) + 4 \cdot k \cdot \sqrt{\log n/n} = \frac{x_1(\tau_{\text{BP1}})}{x(\tau_{\text{BP1}})} + n^{-5/\log \log n} + n^{-1/3} \leq \frac{x_1(\tau_{\text{BP1}})}{x(\tau_{\text{BP1}})} + 2n^{-5/\log \log n} .$$

Thus, using that $x(\tau_{\text{BP2}})/x(\tau_{\text{BP1}}) \leq 2k$ with high probability we get

$$x_j(\tau_{\text{BP2}}) \leq x(\tau_{\text{BP2}}) \cdot \frac{x_j(\tau_{\text{BP1}})}{x(\tau_{\text{BP1}})} + 2n^{-1/\log \log n} \cdot 2n^{-5/\log \log n} = x(\tau_{\text{BP2}}) \cdot \frac{x_j(\tau_{\text{BP1}})}{x(\tau_{\text{BP1}})} + 4n^{-5/\log \log n} .$$

Furthermore, from the calculation above and (28) we obtain for all \mathcal{C}_j that with high probability

$$x_j(\tau_{\text{BP2}}) = x_j(\tau_{\text{BP1}}) \cdot \frac{x(\tau_{\text{BP2}})}{x(\tau_{\text{BP1}})} \cdot (1 \pm o(1)) + O\left(n^{-5/\log \log n}\right) .$$

By [Proposition 5.3](#), we have that with high probability

$$x_j(\tau_{\text{BP1}}) = \frac{\hat{c}_j(\tau_{\text{set}})^2}{n} (1 \pm o(1)) + O\left(n^{1-5/\log \log n}\right) .$$

Moreover, by [Lemma 5.9](#) and [Definition 5.1](#), we have

$$x(\tau_{\text{BP2}}) \in [n \cdot (1 - o(1)), n] .$$

Putting everything together, we derive that with high probability

$$x_j(\tau_{\text{BP2}}) = \frac{\hat{c}_j(\tau_0)^2}{x(\tau_{\text{BP1}})} (1 \pm o(1)) + O\left(n^{1-4/\log \log n}\right) . \quad \square$$

5.6 The Endgame: Taking a from $(1 - \varepsilon_{\text{Part1}}) \cdot n$ to n

In this section we analyze Part 2 of the asynchronous algorithm defined in [Algorithm 4](#). As we will argue in the proof of [Theorem 1.4](#), we assume at for Part 2 that at τ_{END1} we have with high probability $a = c_1 \geq (1 - \varepsilon_{\text{Part1}}) \cdot n$, where $\varepsilon_{\text{Part1}}$ is a small constant. Observe that Part 2 is executed after Part 1 defined in [Algorithm 3](#). Therefore, $\tau_{\text{END0}} = \kappa \cdot \ell \cdot \log n$. We define the following reference points for Part 2.

$$\tau'_{\text{END0}} = 3/2 \cdot \tau_{\text{END0}} \quad \tau_{\text{END1}} = 2 \cdot \tau_{\text{END0}} \quad \tau_{\text{END2}} = 3 \cdot \tau_{\text{END0}} \quad \tau_{\text{END3}} = 4 \cdot \tau_{\text{END0}} \quad \tau_{\text{END4}} = 5 \cdot \tau_{\text{END0}}$$

```

Algorithm asynchronous(node v) (Part 2)
  if  $\tau_{\text{END1}} \leq \text{workingtime}(v) \leq \tau_{\text{END4}}$  then
    let  $u_1, u_2 \in N(v)$  uniformly at random;
    if  $\text{color}(u_1) = \text{color}(u_2)$  then
       $\text{color}(v) \leftarrow \text{color}(u_1)$ ;
     $\text{workingtime}(v) \leftarrow \text{workingtime}(v) + 1$ ;

```

Algorithm 4: Part 2 of the asynchronous protocol to solve plurality consensus. At ticks in $[\tau_{\text{END0}}, \tau_{\text{END1}}]$, the nodes do not perform any action.

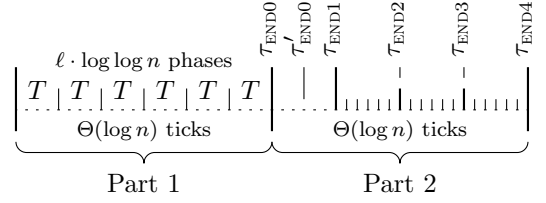


Figure 3: graphical representation of the asynchronous protocol, showing Part 1 (Algorithm 3) and Part 2 (Algorithm 4)

Observe that according to the definition of Part 2 given in Algorithm 4 we only consider the working time (and not the real time). As Observation 5.5 Part 1 suggests, the working times of the nodes are sandwiched by the real time of the nodes and thus if we bound the real times of nodes, we get bounds on the working times as well.

From Observation 5.5 we obtain that all nodes have finished Part 1 at time step \mathfrak{T} after at most $\mathfrak{T} \leq 3/2 \cdot \kappa \cdot \ell \cdot \log n = \tau'_{\text{END0}}$ ticks w.r.t. the working time. Furthermore, also due to Observation 5.5, we have that no node has yet reached τ_{END1} w.r.t. the working time at time step \mathfrak{T} . Therefore, we conclude that all nodes have completed Part 1 before any node starts the two choices process of Part 2 at reference point τ_{END1} . More precisely, all nodes are with high probability in $[\tau_{\text{END0}}, \tau_{\text{END1}}]$ before the first node passes τ_{END1} .

Since the real times are sandwiched, we get from Chernoff bounds that when the first node reaches τ_{END2} , all nodes are with high probability in $[\tau_{\text{END1}}, \tau_{\text{END2}}]$ w.r.t. the real time. We assume that nodes which are in $[\tau_{\text{END0}}, \tau_{\text{END4}}]$ respond, when queried, with the color they last set, possibly in Part 1 of the algorithm.

The remainder of this section is structured as follows. In Lemma 5.11 we give a lower bound on the size of \mathcal{A} throughout the execution of Algorithm 1. This lower bound on \mathcal{A} allows us to show that the number of nodes having any other color $\mathcal{C}_j \neq \mathcal{A}$ decreases quickly in expectation. This expected drop lets us apply a standard drift theorem, Theorem 5.12, to obtain a bound on the required time until \mathcal{A} prevails and all other colors vanish. Finally, this will allow us to show that with high probability all nodes have set their color to \mathcal{A} by the end of the asynchronous algorithm at τ_{END4} .

For the next two lemmas, we will use the following notation. Consider an arbitrary but fixed time step t . Let a_t and b_t be the number of nodes of color \mathcal{A} and \mathcal{B} at time step t , respectively.

Lemma 5.11. *Assume that all nodes have a working time in $[\tau_{\text{END0}}, \tau_{\text{END4}}]$ during the time steps in $[n \cdot \tau'_{\text{END0}}, n \cdot \tau_{\text{END3}}]$. Assume furthermore that at time step $t = n \cdot \tau'_{\text{END0}}$ we have $a_t \geq 19n/20$. Then for any later tick t' in $[n \cdot \tau'_{\text{END0}}, n \cdot \tau_{\text{END4}}]$ we have $a_{t'} \geq 4n/5$, with high probability.*

Proof. To show the claim, we split Part 2 of the asynchronous algorithm into phases of $n/100$ consecutive time steps each. Based on these phases, we show the claim by an induction over every phase $i \in [100 \cdot \tau'_{\text{END0}}, 100 \cdot \tau_{\text{END4}}]$. By induction, we will show that we have with high probability at time step $t_i = i \cdot 100 \cdot n$

$$a_{t_i} \geq 17n/20 - i \cdot \sqrt{n} \cdot \log n .$$

Let now i be an arbitrary but fixed phase. We distinguish two cases.

Case 1: $a_{t_i} \geq 18n/20$. In this case the induction step holds trivially, since in the worst case $a_{t_{i+1}} \geq a_{t_i} - (t_{i+1} - t_i) = 18n/20 - n/100 > 17n/20$.

Case 2: $a_{t_i} \leq 18n/20$. Observe that we have, by induction hypothesis, that for every $t \in [t_i, t_{i+1}]$ that $a_t \geq 17n/20 - i \cdot \sqrt{n} \cdot \log n - n/100 \geq 16.5n/20$. Furthermore, by assumption of the lemma we have $a_t \geq 19n/20$ at time step $t = n \cdot \tau'_{\text{END0}}$. We conclude that there are at least $n/20$ nodes that have already passed τ_{END2} and changed their color away from \mathcal{A} . However, by assumption of the lemma, these nodes have not yet passed τ_{END4} . These nodes can thus switch to \mathcal{A} if they are selected to tick and choose two nodes of color \mathcal{A} .

We define the random variable X_t as 1 when a node of color $C_j \neq \mathcal{A}$ is selected to tick and changes its color to \mathcal{A} and as -1 if a node of color \mathcal{A} is selected to tick and changes its color to any other color $C_j \neq \mathcal{A}$. If neither of these cases apply, we define X_t to be zero. Observe, that the probability for X_t to be negative is maximized when $b_t = n - a_t$. Therefore, we have

$$X_t = \begin{cases} 1 & \text{with probability at least } 1/20 \cdot (16.5n/20)^2/n^2 = 272.25/20^3 \\ -1 & \text{with probability at most } 19/20 \cdot (3.5n/20)^2/n^2 = 232.75/20^3 \\ 0 & \text{otherwise.} \end{cases}$$

We now define Y_t as $Y_t = \sum_{k \leq t} X_k$ and show that Y_t is a sub-martingale.

$$\begin{aligned} \mathbb{E}[Y_t | Y_{t-1}, \dots, Y_1] &= Y_{t-1} + \mathbb{E}[X_t | Y_{t-1}, \dots, Y_1] \\ &\geq Y_{t-1} - 19/20 \cdot (3.5n/20)^2/n^2 + 1/20 \cdot (16.5n/20)^2/n^2 \\ &\geq Y_{t-1} . \end{aligned}$$

Since $|Y_t - Y_{t-1}| \leq 1$, applying the Azuma-Hoeffding bound to Y_t gives us

$$\Pr[Y_{t_{i+1}} - Y_{t_i} \geq -\sqrt{n} \cdot \log n] \leq \exp\left(-\frac{n \cdot \log^2 n}{2 \cdot n/100}\right) ,$$

which yields that the induction steps hold with high probability. This completes the proof. \square

The following is a version of the multiplicative drift theorem which we will use in [Lemma 5.13](#) to derive a bound on the number of required periods until all nodes agree on one opinion.

Theorem 5.12 ([\[30, Theorem 5\]](#)). *Let $(X_t)_{t \in \mathbb{N}_0}$ be a Markov chain with state space $\mathcal{S} \subseteq \{0\} \cup [1, \infty)$ and with $X_0 = n$. Let T be the random variable that denotes the earliest point in time $t \geq 0$ such that $X_t = 0$. Assume that there is $\delta > 0$ such that for all $x \in \mathcal{S}$*

$$\mathbb{E}[X_{t+1} | X_t = x] \leq (1 - \delta)x .$$

Then

$$\Pr\left[T > \left\lceil \frac{\log n + k}{|\log(1 - \delta)|} \right\rceil\right] \leq e^{-k} .$$

Lemma 5.13. *Assume that all nodes have a working time in $[\tau_{\text{END1}}, \tau_{\text{END4}}]$ during the time steps in $[n \cdot \tau_{\text{END2}}, n \cdot \tau_{\text{END3}}]$. Furthermore assume that $a_t \geq 4n/5$ for any time step $t \in [n \cdot \tau_{\text{END2}}, n \cdot \tau_{\text{END3}}]$. Then at reference point τ_{END3} all nodes have opinion \mathcal{A} with high probability, that is, $a_{\tau_{\text{END3}}} = n$.*

Proof. W.l.o.g. let $b_t = n - a_t$. We have

$$\begin{aligned} \mathbb{E}[b_{t+1} - b_t | \mathcal{F}_t] &= (+1) \frac{a_t}{n} \cdot \frac{b_t^2}{n^2} + (-1) \frac{b_t}{n} \frac{a_t^2}{n^2} \\ &= \frac{a_t \cdot b_t(b_t - a_t)}{n^3} \leq \frac{a_t \cdot b_t \cdot (-3/5)n}{n^3} \leq -\frac{4/5n \cdot b_t \cdot 3/5n}{n^3} \\ &= -\frac{12 \cdot b_t}{25n} . \end{aligned}$$

Let $\delta = 12/(25n)$ and define $\Phi(x_t) = b_t$. Note that $\Phi(x_{max}) \leq n$ and at any time step t we have $E[\Phi(x_{t+1})|\Phi(x_t)] \leq (1 - \delta)\Phi(x_t)$. Let \mathcal{T} be the first point in time where all nodes agree on color \mathcal{A} , that is, $\mathcal{T} = \min\{t \geq 0: \Phi(x_t) = 0\}$. We derive from [Theorem 5.12](#) with parameters δ and $k = 5 \log n$ that $\Pr[\mathcal{T} \geq 20/\delta \cdot \ln n] \leq n^{-5}$, where we used the Taylor series approximation for $\log(1 - \delta)$. Since $\tau_{\text{END3}} - \tau_{\text{END2}} \geq 20/\delta \ln n$, the claim follows. \square

5.7 Putting Everything Together: Proof of [Theorem 1.4](#)

We use [Proposition 5.4](#) (which builds on [Proposition 5.3](#)) and [Lemma 5.13](#) to show [Theorem 1.4](#), which is restated as follows.

Theorem 1.4. *Consider the asynchronous model. Let $G = K_n$ be the complete graph with n nodes. Let $k = O(\exp(\log n / \log \log n))$ be the number of opinions. Let $\varepsilon_{\text{bias}} > 0$ be a constant. Assume $c_1 \geq (1 + \varepsilon_{\text{bias}}) \cdot c_i$ for all $i \geq 2$, then the asynchronous plurality consensus process defined in [Section 5](#) on G converges within time $\Theta(\log n)$ to the majority opinion \mathcal{A} , with high probability.*

Proof. The first part of the proof is analogous to Case 2 of the proof of the synchronous version, [Theorem 1.3](#). By [Proposition 5.4](#) we have

$$x_j(\tau_{\text{BP2}}) = \frac{\hat{c}_j(\tau_0)^2}{x(\tau_{\text{BP1}})} \cdot (1 \pm o(1)) + O\left(n^{1-4/\log \log n}\right).$$

Observe that due to the definition of x_j and \mathcal{S} , we have $x_j(\tau_{\mathcal{T}}) = x_j(\tau_{\text{BP2}})$. Furthermore, note that $\hat{c}_1(\tau_0) \geq n/k \geq n^{1-1/\log \log n}$ and hence

$$\frac{\hat{c}_1(\tau_0)^2}{x(\tau_{\text{BP1}})} \geq n^{1-2/\log \log n} = \omega\left(n^{1-4/\log \log n}\right)$$

Let $a' := \hat{c}_1(\tau_0 + T)$ the nodes of color \mathcal{A} belonging to \mathcal{S} at the the beginning of the next round. Define b' analogously for color \mathcal{B} . We consider the ratio between and show a quadratic growth w.r.t. $\hat{c}_1(\tau_0)^2 / \hat{c}_2(\tau_0 + T)^2$. We derive

$$\frac{a'}{b'} \geq \frac{\frac{\hat{c}_1(\tau_0)^2}{x(\tau_{\text{BP1}})} \cdot (1 - o(1))}{\frac{\hat{c}_2(\tau_0)^2}{x(\tau_{\text{TC}})} \cdot (1 + o(1)) + O\left(n^{1-4/\log \log n}\right)} \geq \frac{\hat{c}_1(\tau_0)^2}{\hat{c}_2(\tau_0)^2} \cdot (1 - o(1)).$$

Hence, for sufficiently large constant ℓ , we have after $\ell \cdot \log \log n$ phases

$$\hat{c}_1 \geq 19n/20. \quad (29)$$

As mentioned before (see [Observation 5.5](#)), using Chernoff bounds, we can show that with high probability:

1. All nodes have a working time in $[\tau_{\text{END0}}, \tau_{\text{END1}}]$ at reference point τ'_{END0} . This implies that no node starts with two choices phase before all nodes finished Part 1 ([Algorithm 3](#)).
2. All nodes have a working time in $[\tau_{\text{END0}}, \tau_{\text{END4}}]$ during the reference points in $[\tau'_{\text{END0}}, \tau_{\text{END3}}]$. This together with above statement and (29) are the assumptions of [Lemma 5.11](#).
3. All nodes have a working time in $[\tau_{\text{END1}}, \tau_{\text{END4}}]$ during the reference points in $[\tau_{\text{END2}}, \tau_{\text{END3}}]$. This is the assumption required by [Lemma 5.13](#).

Thus, by [Lemma 5.11](#) and [Lemma 5.13](#), with high probability all nodes agree on \mathcal{A} at τ_{END3} . Clearly, no node can change to any other color afterwards and, by Chernoff bounds, after additional $\Theta(\log n)$ periods all nodes will have completed the execution of [Algorithm 4](#). Thus the total run time is $\Theta(\log n)$. \square

5.8 Increasing the Number of Opinions

In our proofs we considered for the ease of presentation the setting where $k \leq \exp(\log n / \log \log n)$.

However, it is possible to allow for any $k = O(n^\varepsilon)$ (we still require that $a \geq (1 + \varepsilon)b$). This requires the algorithm to have a bound on k so that the length of block Δ is adapted to $\Delta = \Theta(\log k + \log n / \log \log n)$. This is sufficient to get an equivalent notion of weak synchronicity. Due to the quadratic doubling, the algorithm requires $O(\log \log n)$ phases. The length of the second part of the algorithm remains untouched resulting in a run time of $O(\log k \cdot \log \log n + \log n)$.

6 Conclusion

We introduced an algorithm to solve the plurality consensus in the asynchronous setting. Our algorithm achieves the best the possible asymptotic run time in the setting where the number of opinions k is bounded by $\exp(\log n / \log \log n)$. We believe that the concept of weak synchronicity (including the Sync Gadget and the tactical waiting) as well as our analysis techniques may well prove to be of independent interest. Moreover, we feel that the ideas presented here may be applicable to the adaptation of synchronous protocols to asynchronous settings for a much wider class of problems, perhaps even eventually leading to a generic framework. It remains an open question whether there exists an algorithm with the same run time allowing for $k = O(n^\varepsilon)$ opinions; we note that even in the synchronous setting this question remains open.

Acknowledgement.

We would like to thank Gregor Bankhamer for helpful discussions and important hints.

References

- [1] M. A. Abdullah and M. Draief. Global majority consensus by local majority polling on graphs of a given degree sequence. *Discrete Applied Mathematics*, 180:1–10, 2015.
- [2] D. Alistarh, R. Gelashvili, and M. Vojnović. Fast and Exact Majority in Population Protocols. In *Proc. PODC '15*, pages 47–56, 2015.
- [3] D. Angluin, J. Aspnes, and D. Eisenstat. A simple population protocol for fast robust approximate majority. *Distributed Computing*, 21(2):87–102, 2008.
- [4] D. Angluin, J. Aspnes, D. Eisenstat, and E. Ruppert. The computational power of population protocols. *Distributed Computing*, 20(4):279–304, 2007.
- [5] D. Angluin, M. J. Fischer, and H. Jiang. Stabilizing Consensus in Mobile Networks. In *Proc. DCOSS '06*, pages 37–50, 2006.
- [6] J. Aspnes and E. Ruppert. An Introduction to Population Protocols. *Bulletin of the EATCS*, 93:98–117, 2007.
- [7] L. Becchetti, A. Clementi, E. Natale, F. Pasquale, and R. Silvestri. Plurality Consensus in the Gossip Model. In *Proc. SODA '15*, pages 371–390, 2015.
- [8] L. Becchetti, A. Clementi, E. Natale, F. Pasquale, R. Silvestri, and L. Trevisan. Simple Dynamics for Plurality Consensus. In *Proc. SPAA '14*, pages 247–256, 2014.
- [9] L. Becchetti, A. Clementi, E. Natale, F. Pasquale, and L. Trevisan. Stabilizing Consensus with Many Opinions. In *Proc. SODA '16*, pages 620–635, 2016.
- [10] P. Berenbrink, T. Friedetzky, G. Giakkoupis, and P. Kling. Efficient Plurality Consensus, or: The benefits of cleaning up from time to time. In *Proc. ICALP '16*, 2016.
- [11] P. Berenbrink, G. Giakkoupis, A.-M. Kermarrec, and F. Mallmann-Trenn. Bounds on the Voter Model in Dynamic Networks. In *Proc. ICALP '16*, 2016.
- [12] S. Boyd, A. Ghosh, B. Prabhakar, and D. Shah. Randomized Gossip Algorithms. *IEEE Transactions on Information Theory*, 52(6):2508–2530, 2006.
- [13] S. Brahma, S. Macharla, S. P. Pal, and S. K. Singh. Fair Leader Election by Randomized Voting. In *Proc. ICDCIT '04*, pages 22–31, 2004.
- [14] C. Cooper, R. Elsässer, H. Ono, and T. Radzik. Coalescing Random Walks and Voting on Connected Graphs. *SIAM Journal on Discrete Mathematics*, 27(4):1748–1758, 2013.
- [15] C. Cooper, R. Elsässer, and T. Radzik. The Power of Two Choices in Distributed Voting. In *Proc. ICALP '14*, pages 435–446, 2014.
- [16] C. Cooper, R. Elsässer, T. Radzik, N. Rivera, and T. Shiraga. Fast Consensus for Voting on General Expander Graphs. In *Proc. DISC '15*, pages 248–262, 2015.
- [17] C. Cooper, T. Radzik, N. Rivera, and T. Shiraga. Fast plurality consensus in regular expanders. *CoRR*, abs/1605.08403, 2016.

- [18] J. Cruise and A. Ganesh. Probabilistic consensus via polling and majority rules. *Queueing Systems*, 78(2):99–120, 2014.
- [19] B. Doerr, L. A. Goldberg, L. Minder, T. Sauerwald, and C. Scheideler. Stabilizing Consensus With the Power of Two Choices. In *Proc. SPAA '11*, pages 149–158, 2011.
- [20] R. Elsässer, T. Friedetzky, D. Kaaser, F. Mallmann-Trenn, and H. Trinker. Efficient k -Party Voting with Two Choices. *CoRR*, abs/1602.04667, 2016.
- [21] W. Feller. *An Introduction to Probability Theory and Its Applications*. Wiley, 3rd edition, 1968.
- [22] M. Ghaffari and M. Parter. A Polylogarithmic Gossip Algorithm for Plurality Consensus. In *Proc. PODC '16*, 2016.
- [23] T. Hagerup and C. Rüb. A guided tour of chernoff bounds. *Information Processing Letters*, 33(6):305–308, 1990.
- [24] Y. Hassin and D. Peleg. Distributed Probabilistic Polling and Applications to Proportionate Agreement. *Information and Computation*, 171(2):248–268, 2001.
- [25] B. W. Johnson, editor. *Design & Analysis of Fault Tolerant Digital Systems*. Addison-Wesley, 1989.
- [26] N. L. Johnson and S. Kotz. *Urn Models and Their Application: An Approach to Modern Discrete Probability Theory*. Wiley, 1977.
- [27] V. Kanade, F. Mallmann-Trenn, and T. Sauerwald. On coalescence time in graphs—When is coalescing as fast as meeting? *CoRR*, abs/611.02460, 2016.
- [28] R. Karp, C. Schindelhauer, S. Shenker, and B. Vöcking. Randomized Rumor Spreading. In *Proc. FOCS '00*, pages 565–574, 2000.
- [29] D. Kempe, A. Dobra, and J. Gehrke. Gossip-Based Computation of Aggregate Information. In *Proc. FOCS '03*, pages 482–491, 2003.
- [30] J. Lengler and A. Steger. Drift Analysis and Evolutionary Algorithms Revisited. *CoRR*, abs/1608.03226, 2016.
- [31] T. Nakata, H. Imahayashi, and M. Yamashita. Probabilistic Local Majority Voting for the Agreement Problem on Finite Graphs. In *Proc. COCOON '99*, pages 330–338, 1999.
- [32] M. Raab and A. Steger. “Balls into Bins” — A Simple and Tight Analysis. In *Proc. RANDOM '98*, pages 159–170, 1998.
- [33] C. Schindelhauer. Communication Network Problems, 2002. Habilitationsschrift. Universität Paderborn.