
Joint Dimensionality Reduction for Two Feature Vectors

Yanjun Li

CSL and Department of ECE
University of Illinois, Urbana-Champaign
Urbana, IL 61801
yli145@illinois.edu

Yoram Bresler

CSL and Department of ECE
University of Illinois, Urbana-Champaign
Urbana, IL 61801
ybresler@illinois.edu

Abstract

Many machine learning problems, especially multi-modal learning problems, have two sets of distinct features (e.g., image and text features in news story classification, or neuroimaging data and neurocognitive data in cognitive science research). This paper addresses the joint dimensionality reduction of two feature vectors in supervised learning problems. In particular, we assume a discriminative model where low-dimensional linear embeddings of the two feature vectors are sufficient statistics for predicting a dependent variable. We show that a simple algorithm involving singular value decomposition can accurately estimate the embeddings provided that certain sample complexities are satisfied, without specifying the nonlinear link function (regressor or classifier). The main results establish sample complexities under multiple settings. Sample complexities for different link functions only differ by constant factors.

1 Introduction

Dimensionality reduction (also known as low-dimensional embedding) is used in machine learning to select and extract features from high dimensional data. Unsupervised learning techniques aim to embed high-dimensional data into low-dimensional features that most accurately represent the original data. The literature on this topic is vast, from classical methods, such as principal component analysis (PCA) and multidimensional scaling (MDS), to more recent approaches, such as Isomap and locally-linear embedding [1, 2]. On the other hand, supervised learning techniques – a long line of work including linear discriminant analysis (LDA) and canonical correlation analysis (CCA) – extract features from one set of variables that are most relevant to another set of variables. A related problem is variable selection (also known as feature selection), which selects a subset of active predictors that are relevant to the task.

In many real-world machine learning problems, there exist two sets of features with distinct characteristics. For example, while intuitively widely different, both text and images are critical features in machine learning tasks related to news articles [3]. As another example, cognitive science research heavily relies on both neurocognitive data and neuroimaging data, which again are widely different [4]. This paper studies joint dimensionality reduction of such feature vectors in supervised learning, where an unknown discriminative model $p(y|a, b)$ has two feature vectors a and b . We extract two sets of low-dimensional features that are linear combinations of entries in a and b , respectively. The linear mappings from a or b to the corresponding features are called *linear embeddings*, which are essentially captured by two subspaces that we call *dimensionality reduction subspaces*. The two embeddings recovered simultaneously do *not* mix the information from a and b , leading to more interpretable features crucial to data mining tasks [5]. We use a very simple algorithm that involves singular value decomposition (SVD) to estimate the two low-dimensional linear embeddings from i.i.d. samples of the independent variables a, b and the dependent variable y . This algorithm does

not require any knowledge of underlying model $p(y|a, b)$. Our main results establish the sample complexities under which the embeddings can be accurately estimated. Assume that the ambient dimension of the original data (i.i.d. samples of a and b) are n_1 and n_2 , respectively, and we hope to extract r features from each. Then, the sampling complexities for our dimensionality reduction algorithms are as follows:

1. In the simple setting where the embeddings are unstructured, $O(n_1 n_2)$ samples are sufficient to estimate the r -dimensional embeddings accurately (*Section 2*).
2. If s_1 (resp. s_2) variables are selected from n_1 (resp. n_2) variables, and are in turn reduced to r features each, then the required sample complexity is $O(s_1 s_2 \log n_1 \log n_2)$ (*Section 3*).
3. If the dependent variable y is a light-tailed random variable, $O((n_1 + n_2) \log^6(n_1 + n_2))$ samples are sufficient (*Section 4*).

These sample complexity results hold under mild conditions. Here, we assume that $r = O(1)$ for simplicity, so that the explicit dependencies of the sample complexities on r are hidden. As an example, we derive such explicit dependencies for the bilinear link function in *Section 5.2*.

The estimators in this paper can serve several practical purposes. First, the linear embeddings extract features that best explain the dependent variable, which is of interest to many data mining problems. Secondly, by reducing the number of variables, low-dimensional embeddings challenge the curse of dimensionality and enable faster and more robust training in subsequent stages. Lastly, even if the embedding estimates are error-prone due to lack of a sufficient number of samples, they can be used to initialize more sophisticated training algorithms. For example, in a neural network setting, the embeddings in this paper are estimates of weights in the first layer of the network, which is a method of pre-training [6]. Then the weights can be fine-tuned using back propagation.

There has been a long line of research in supervised dimensionality reduction, to name a few examples, sliced inverse regression (SIR) [7], principal Hessian direction (pHd) [8], sliced average variance estimation (SAVE) [9], and minimum average variance estimation (MAVE) [10]. However, none of these approaches studies the joint dimensionality reduction of two feature vectors. When the link function is odd in both variables (e.g., a bilinear function), SIR, pHd, and SAVE cannot recover the embeddings. MAVE is based on local linear approximations, hence it is not applicable to non-smooth link functions. Recently, Plan et al. [11] studied the generalized linear model, which corresponds to extracting one feature from one vector. We extend their analysis to jointly extracting multiple features from two vectors. Our approach is a new member in the family of supervised dimensionality reduction algorithms, which applies to multi-modal learning problems and overcomes the drawbacks of previous approaches in this setting.

1.1 Linear Estimator for Bilinear Regression

As a warmup, we review an interesting result for bilinear regression. Suppose random variable $y \in \mathbb{R}$ satisfies $y = \langle ab^T, X \rangle = a^T X b$, where random variables $a \in \mathbb{R}^{n_1}$ and $b \in \mathbb{R}^{n_2}$ are independent, following probability distributions that satisfy isotropy: $\mathbb{E}[a_i a_i^T] = I_{n_1}$ and $\mathbb{E}[b_i b_i^T] = I_{n_2}$, respectively (e.g., $a_i \sim N(0, I_{n_1})$ and $b_i \sim N(0, I_{n_2})$). The matrix $X \in \mathbb{R}^{n_1 \times n_2}$ is fixed but unknown. Given m i.i.d. observations $\{y_i\}_{i=1}^m$, $\{a_i\}_{i=1}^m$, and $\{b_i\}_{i=1}^m$, $\hat{X}_{\text{lin}} := \frac{1}{m} \sum_{i=1}^m a_i y_i b_i^T$ is an unbiased linear estimator of X :

$$\mathbb{E}[\hat{X}_{\text{lin}}] = \frac{1}{m} \sum_{i=1}^m \mathbb{E}[a_i y_i b_i^T] = \mathbb{E}[a_1 y_1 b_1^T] = \mathbb{E}[a_1 a_1^T X b_1 b_1^T] = \mathbb{E}[a_1 a_1^T] \cdot X \cdot \mathbb{E}[b_1 b_1^T] = X.$$

In some applications, we have prior knowledge of the matrix X – it belongs to a subset Ω of $\mathbb{R}^{n_1 \times n_2}$, for example, X has at most rank r , or has at most s_1 nonzero rows and at most s_2 nonzero columns. Then one can project the linear estimator onto the subset, obtaining a nonlinear estimator $\hat{X} = P_{\Omega} \hat{X}_{\text{lin}}$. This estimator is used to initialize algorithms for matrix recovery with rank-1 measurement matrices (e.g., phase retrieval and blind deconvolution via lifting [12, 13]).

1.2 Learning with Two Feature Vectors

Suppose random variable y depends on a and b only through $U^T a$ and $V^T b$, i.e. we have the following Markov chain:

$$(a, b) \rightarrow (U^T a, V^T b) \rightarrow y, \quad (1)$$

where $U \in \mathbb{R}^{n_1 \times r}$ and $V \in \mathbb{R}^{n_2 \times r}$ are unknown tall matrices. In machine learning, $p(y|a, b) = p(y|U^T a, V^T b)$ corresponds to the discriminative model. In communication, it corresponds to a multiple-inputs-single-output (MISO) channel with inputs $U^T a, V^T b$ and output y . Clearly, there exists a deterministic bivariate functional $f(\cdot, \cdot)$ such that $\mathbb{E}[y|a, b] = \mu = f(U^T a, V^T b)$, and the randomness of μ comes from $U^T a$ and $V^T b$. Moreover, assume that

$$\text{Var}[y|a, b] \leq \sigma_{y|a,b}^2, \quad (2)$$

where $\sigma_{y|a,b}^2$ is a constant upper bound for the conditional variance. When $y = f(U^T a, V^T b) = \langle U^T a, V^T b \rangle$, the above nonlinear regression reduces to the bilinear regression in Section 1.1, for which $X = UV^T$.

In a special case, y depends on a and b only through μ (rather than through $U^T a$ and $V^T b$), i.e.,

$$(a, b) \rightarrow (U^T a, V^T b) \rightarrow \mu = f(U^T a, V^T b) \rightarrow y, \quad (3)$$

We give two examples of the conditional distribution $p(y|\mu)$:

1. Gaussian distribution. Let $y = \mu + z$, where $z \sim N(0, \sigma_z^2)$. This corresponds to additive Gaussian noise in the observation, and the tightest bound is $\sigma_{y|a,b}^2 = \sigma_z^2$.
2. Bernoulli distribution. In binary classification, the conditional mean μ of the binary label y belongs to the interval $[0, 1]$, and

$$y = \begin{cases} 1 & \text{w.p. } \mu \\ 0 & \text{w.p. } 1 - \mu \end{cases} \sim \text{Ber}(\mu).$$

Hence $\sigma_{y|a,b}^2 = \max_{\mu \in [0,1]} \mu(1 - \mu) = \frac{1}{4}$. The conditional mean in this model can take many forms, two of which are:

- *Logistic-type function* $\mu = 1 / (1 + e^{-g(U^T a, V^T b)})$.
- *Indicator-type function* $\mu = \epsilon + (1 - 2\epsilon) \cdot \mathbf{1}(g(U^T a, V^T b) > 0)$, where $\mathbf{1}(\cdot)$ denotes the indicator function, and ϵ denotes noise in the labels. When $\epsilon = 0$, μ is either 1 or 0, and all samples are correctly labeled. When $\epsilon \in (0, \frac{1}{2})$, μ is either $1 - \epsilon$ or ϵ , and every sample is mislabeled with probability ϵ .

In the rest of the paper, we assume only (1) and (2) in our analysis. The sole purpose of the special case (3) is to demonstrate the connections of our model with various machine learning models. Estimation of U and V corresponds to joint dimensionality reduction of two feature vectors, which plays an important role in machine learning with high-dimensional multi-modal data. Once we estimate U and V , the number of input random variables are reduced from $n_1 + n_2$ to $2r$.

2 Dimensionality Reduction

Suppose $a \in \mathbb{R}^{n_1}$ and $b \in \mathbb{R}^{n_2}$ follow Gaussian distributions $N(0, I_{n_1})$ and $N(0, I_{n_2})$, respectively. We establish the following interesting result: given i.i.d. observations $\{y_i\}_{i=1}^m$, $\{a_i\}_{i=1}^m$, and $\{b_i\}_{i=1}^m$, we can estimate the subspaces encoded by U and V , even if the nonlinear functional $f(\cdot, \cdot)$ is unspecified or nonparametric.

Without loss of generality, we assume that U and V have orthonormal columns. Let $\tilde{U} \in \mathbb{R}^{n_1 \times (n_1 - r)}$ and $\tilde{V} \in \mathbb{R}^{n_2 \times (n_2 - r)}$ be matrices of orthonormal columns that satisfy $U^T \tilde{U} = 0$, $V^T \tilde{V} = 0$, i.e., the columns of \tilde{U} and \tilde{V} span the orthogonal complements of the subspaces spanned by the columns of U and V . Define $\bar{a}_i := U^T a_i$, $\tilde{a}_i := \tilde{U}^T a_i$, $\bar{b}_i := V^T b_i$, and $\tilde{b}_i := \tilde{V}^T b_i$.

Lemma 1. $\{\bar{a}_i\}_{i=1}^m$, $\{\tilde{a}_i\}_{i=1}^m$, $\{\bar{b}_i\}_{i=1}^m$, and $\{\tilde{b}_i\}_{i=1}^m$ are all independent Gaussian random vectors. Moreover, $\bar{a}_i \sim N(0, I_r)$, $\tilde{a}_i \sim N(0, I_{n_1-r})$, $\bar{b}_i \sim N(0, I_r)$, $\tilde{b}_i \sim N(0, I_{n_2-r})$.

From now on, we assume $f(\cdot, \cdot)$ is such that the following quantities are finite:

$$\begin{aligned} Q &:= \mathbb{E} [\bar{a}_1 f(\bar{a}_1, \bar{b}_1) \bar{b}_1^T], \quad \sigma^2 := \mathbb{E} [\|\bar{a}_1 f(\bar{a}_1, \bar{b}_1) \bar{b}_1^T - Q\|_F^2], \\ \tau_0^2 &:= \mathbb{E} [f(\bar{a}_1, \bar{b}_1)^2], \quad \tau_1^2 := \mathbb{E} [\|\bar{a}_1 f(\bar{a}_1, \bar{b}_1)\|_2^2], \quad \tau_2^2 := \mathbb{E} [\|\bar{b}_1 f(\bar{a}_1, \bar{b}_1)\|_2^2]. \end{aligned} \quad (4)$$

By Lemma 1, $\bar{a}_1 \sim N(0, I_r)$ and $\bar{b}_1 \sim N(0, I_r)$ are independent Gaussian random variables. Therefore, $Q, \sigma, \tau_0, \tau_1, \tau_2$ are constants that only depend on $f(\cdot, \cdot)$ and r , and not on n_1, n_2 , and m .

Theorem 1 shows that

$$\hat{X}_{\text{lin}} := \frac{1}{m} \sum_{i=1}^m a_i y_i b_i^T \quad (5)$$

is an unbiased linear estimator of $X = UQV^T$.

Theorem 1. *The linear estimator \hat{X}_{lin} in (5) satisfies:*

$$\mathbb{E} [\hat{X}_{\text{lin}}] = X := UQV^T,$$

$$\mathbb{E} \left[\left\| \hat{X}_{\text{lin}} - X \right\|_F^2 \right] \leq \frac{1}{m} \left[n_1 n_2 \sigma_{y|a,b}^2 + \sigma^2 + (n_1 - r)(n_2 - r)\tau_0^2 + (n_2 - r)\tau_1^2 + (n_1 - r)\tau_2^2 \right].$$

Let $\hat{U}\hat{\Sigma}\hat{V}^T$ be the best rank- r approximation of \hat{X}_{lin} , containing the first r singular values and singular vectors. If Q is nonsingular, then \hat{U}, \hat{V} can be used to estimate U, V up to rotation ambiguity.¹ We denote the smallest singular value of Q by σ_r . If $f(\cdot, \cdot)$ is the inner product, then $\sigma_r = 1$. In general, if Q is nonsingular, σ_r is a positive constant. We can bound the subspace estimation errors, defined by $\|\hat{U}^T \hat{U}\|_F$ and $\|\hat{V}^T \hat{V}\|_F$.² We have the following corollary:

Corollary 1. *If $r = O(1)$ and $\sigma_r > 0$, then*

$$\max \left\{ \mathbb{E} \left[\|\hat{U}^T \hat{U}\|_F \right], \mathbb{E} \left[\|\hat{V}^T \hat{V}\|_F \right] \right\} = O \left(\sqrt{\frac{n_1 n_2}{m}} \right).$$

By Corollary 1, we need $m = O(n_1 n_2)$ measurements to produce an accurate estimate, which is not efficient when n_1, n_2 are large. We present solutions to this in the next two sections.

3 Variable Selection

When the data dimension is large, to reduce redundancy, and to improve robustness and efficiency, it is common to select a smaller number of variables for regression. For the problem described in Section 1.2, the output variable y depends on the input variable a, b only through $U^T a, V^T b$. We now assume that there are no more than s_1 (resp. s_2) nonzero rows in U (resp. V), where $r < s_1 < n_1$ and $r < s_2 < n_2$. Therefore, only s_1 variables in a and s_2 variables in b are active, and they are each reduced to r variables in $U^T a$ and $V^T b$, respectively. As far as we know, previous supervised dimensionality reduction approaches with variable selection use LASSO-type solvers, and have no guarantees for exact recovery or only partial guarantees [14, 15].

Let $\|\cdot\|_0$ denote the number of nonzero entries in a vector or a matrix, and let $\|\cdot\|_{0,r}$ and $\|\cdot\|_{0,c}$ denote the numbers of nonzero rows and nonzero columns, respectively. Let $P_\Omega Y := \arg \min_{X \in \Omega} \|X - Y\|_F$

denote the projection of matrix Y onto set Ω . Define a few sets:

¹There exist orthogonal matrices $Q_1, Q_2 \in \mathbb{R}^{r \times r}$ such that $\|\hat{U} - UQ_1\|_F$ and $\|\hat{V} - VQ_2\|_F$ are bounded. Rotation ambiguity does not pose any problems, since the subspaces encoded by U, V are invariant to rotations.

²The subspace estimation error $\|\hat{U}^T \hat{U}\|_F = \|\hat{U} - P_U \hat{U}\|_F$ evaluates the residual of \hat{U} when projected onto the subspace encoded by U . Clearly, the estimation error is between 0 and \sqrt{r} , attaining 0 when \hat{U} and U span the same subspace, and attaining \sqrt{r} when the two subspaces are orthogonal.

- The set of matrices that have at most s_1 nonzero entries in each column: $\Omega_1 := \{X \in \mathbb{R}^{n_1 \times n_2} : \|X^{(:,k)}\|_0 \leq s_1, \forall k \in [n_2]\}$.
- The set of matrices with at most s_2 nonzero columns: $\Omega_2 := \{X \in \mathbb{R}^{n_1 \times n_2} : \|X\|_{0,c} \leq s_2\}$.
- The set of matrices with at most s_1 nonzero rows: $\Omega_3 := \{X \in \mathbb{R}^{n_1 \times n_2} : \|X\|_{0,r} \leq s_1\}$.
- The set of matrices of at most rank- r : $\Omega_r := \{X \in \mathbb{R}^{n_1 \times n_2} : \text{rank}(X) \leq r\}$.

We use the following three-step procedure to estimate U and V .

Step 1. Compute the linear estimate \widehat{X}_{lin} in (5).

Step 2. Compute an (s_1, s_2) -sparse approximation, i.e., one that has s_1 nonzero rows and s_2 nonzero columns. We are not aware of a computationally tractable algorithm that finds the best (s_1, s_2) -sparse approximation of \widehat{X}_{lin} . Therefore, we consider a suboptimal but efficient approximation, first proposed by Lee et al. [16] for sparse rank-1 matrix recovery:

2.1. Compute $\widehat{X}_1 := P_{\Omega_1} \widehat{X}_{\text{lin}}$ by setting to zero all but the s_1 largest entries in each column of \widehat{X}_{lin} (in terms of absolute value).

2.2. Compute $\widehat{X}_2 := P_{\Omega_2} \widehat{X}_1$ by setting to zero all but the s_2 largest columns in \widehat{X}_1 (in terms of ℓ_2 norm).

2.3. Compute $\widehat{X}_3 := P_{\Omega_3} \widehat{X}_2$ by setting to zero all but the s_1 largest rows in \widehat{X}_2 (in terms of ℓ_2 norm).

Step 3. Compute a rank- r approximation. By taking the SVD and keeping the r largest singular values and singular vectors, we find the best rank- r approximation $\widehat{U}' \widehat{\Sigma}' \widehat{V}'^T = P_{\Omega_r} \widehat{X}_3$. Note that \widehat{X}_3 only has s_1 nonzero rows and s_2 nonzero columns, hence computing its SVD is much cheaper than computing the SVD of dense matrix \widehat{X}_{lin} .

This estimator is a sequential projection: $\widehat{U}' \widehat{\Sigma}' \widehat{V}'^T = P_{\Omega_r} P_{\Omega_3} P_{\Omega_2} P_{\Omega_1} \widehat{X}_{\text{lin}}$, and satisfies $\widehat{U}' \widehat{\Sigma}' \widehat{V}'^T \in \Omega_2 \cap \Omega_3 \cap \Omega_r$. Next, we bound the error of this estimator. In particular, we show that the nonlinear estimator \widehat{X}_2 has a much smaller error than the linear estimator \widehat{X}_{lin} (Theorem 2), and $\widehat{U}' \widehat{\Sigma}' \widehat{V}'^T$ is almost as good as \widehat{X}_2 (Corollary 2).

Theorem 2. For $n_1, n_2 \geq 8$,

$$\begin{aligned} \mathbb{E} \left[\left\| \widehat{X}_2 - X \right\|_{\text{F}} \right] &\leq 2 \sqrt{\frac{r^2 \sigma_{y|a,b}^2 + \sigma^2}{m}} + 8 \sqrt{\frac{2s_1 s_2 \log n_1 \log n_2 \cdot (\sigma_{y|a,b}^2 + \tau_0^2)}{m}} \\ &\quad + 4 \sqrt{\frac{2s_1 s_2 \log n_2 \cdot (r\sigma_{y|a,b}^2 + \tau_1^2)}{m}} + 4 \sqrt{\frac{2s_1 s_2 \log n_1 \cdot (r\sigma_{y|a,b}^2 + \tau_2^2)}{m}}. \end{aligned}$$

Corollary 2. If $r = O(1)$ and $\sigma_r > 0$, then

$$\max \left\{ \mathbb{E} \left[\left\| \widehat{U}^T \widehat{U}' \right\|_{\text{F}} \right], \mathbb{E} \left[\left\| \widehat{V}^T \widehat{V}' \right\|_{\text{F}} \right] \right\} = O \left(\sqrt{\frac{s_1 s_2 \log n_1 \log n_2}{m}} \right).$$

Corollary 2 yields a sample complexity $m = O(s_1 s_2 \log n_1 \log n_2)$ that is much less demanding than the one without variable selection.

4 Optimal Sample Complexity

Careful readers may have noticed that the number of degrees of freedom of U, V in Section 2 is $O(n_1 + n_2)$. Hence the sample complexity $O(n_1 n_2)$ is suboptimal. In this section, we show that near optimal sample complexity (sample complexity that is optimal up to constants and log factors) can be achieved when $\{y_i\}_i^m$ are i.i.d. light-tailed random variables, i.e., there exists global constants $c, C > 0$, s.t.

$$\mathbb{P} [|y_i| \geq t] \leq C e^{-ct}, \quad \forall t \geq 0. \quad (6)$$

We call this mild condition the light-tailed measurement condition. Please refer to Section 5.4 for examples that satisfy the light-tailed measurement condition.

In Section 2, inequality (12) shows that $\widehat{U}\widehat{\Sigma}\widehat{V}^T = P_{\Omega_r}\widehat{X}_{\text{lin}}$, as the best rank- r approximation of \widehat{X}_{lin} , is almost as good as \widehat{X}_{lin} . Next, Theorem 3 shows that, under the light-tailed measurement condition, $\widehat{U}\widehat{\Sigma}\widehat{V}^T$ is significantly better than \widehat{X}_{lin} .³

Theorem 3. *Suppose $\{y_i\}_{i=1}^m$ are i.i.d. light-tailed random variables defined by (6), where $C > 0$ and $c > \frac{1}{8\log(n_1+n_2)}$. If $m > n_1 + n_2$, then*

$$\begin{aligned} \mathbb{E} \left[\left\| \widehat{U}\widehat{\Sigma}\widehat{V}^T - X \right\|_{\text{F}} \right] &\leq 2\sqrt{\frac{r^2\sigma_{y|a,b}^2 + \sigma^2}{m}} + 512\sqrt{2}(C+2)\sqrt{\frac{(n_1+n_2)r\log^2 m \log^4(n_1+n_2)}{m}} \\ &\quad + 2\sqrt{\frac{n_2(r\sigma_{y|a,b}^2 + \tau_1^2)}{m}} + 2\sqrt{\frac{n_1(r\sigma_{y|a,b}^2 + \tau_2^2)}{m}}. \end{aligned}$$

Corollary 3. *If $r = O(1)$ and $\sigma_r > 0$, then under the same conditions as in Theorem 3,*

$$\max \left\{ \mathbb{E} \left[\left\| \widetilde{U}^T \widehat{U} \right\|_{\text{F}} \right], \mathbb{E} \left[\left\| \widetilde{V}^T \widehat{V} \right\|_{\text{F}} \right] \right\} = O \left(\sqrt{\frac{(n_1+n_2)\log^2 m \log^4(n_1+n_2)}{m}} \right).$$

Under the light-tailed measurement condition, projection onto the set of rank- r matrices significantly reduces the error in the linear estimator \widehat{X}_{lin} . In this case, we only need $m = O((n_1+n_2)\log^6(n_1+n_2))$ samples to obtain an accurate estimate, as opposed to $m = O(n_1n_2)$.

5 Discussions and Experiments

5.1 Generalization of the Model

Throughout Sections 2–4, we assume that: 1) $\{a_i\}_{i=1}^m$ and $\{b_i\}_{i=1}^m$ are independent random vectors, following Gaussian distributions $N(0, I_{n_1})$ and $N(0, I_{n_2})$, respectively; 2) U and V have orthonormal columns. These assumptions can be easily relaxed. Suppose $U \in \mathbb{R}^{n_1 \times r}$ and $V \in \mathbb{R}^{n_2 \times r}$ are tall matrices of full column rank, but may not have orthonormal columns. Suppose $\{a_i\}_{i=1}^m$ and $\{b_i\}_{i=1}^m$ are independent random vectors, following Gaussian distributions $N(\mu_1, \Sigma_1)$ and $N(\mu_2, \Sigma_2)$, respectively, and $\mu_1, \mu_2, \Sigma_1, \Sigma_2$ are known, or can be estimated before hand. Let $\Sigma_1 = C_1 C_1^T$ and $\Sigma_2 = C_2 C_2^T$ denote the Cholesky decompositions of the covariance matrices. Then by a simple change of variables $a'_i = C_1^{-1}(a_i - \mu_1)$ and $b'_i = C_2^{-1}(b_i - \mu_2)$, the embeddings U' and V' estimated from a'_i, b'_i , and y_i are orthogonal bases for the column spaces of $C_1^T U$ and $C_2^T V$. If U (resp. V) has s_1 (resp. s_2) nonzero rows, then the columns of U' (resp. V') are jointly s_1 (resp. s_2) sparse over “dictionary” C_1^T (resp. C_2^T). Provided that the condition numbers of C_1, C_2 (or Σ_1, Σ_2) are bounded by a constant independent of n_1 and n_2 , the previous analysis translates to this scenario with virtually no change.

When the means and variance matrices of a and b are unknown, sample means and sample covariance matrices can be used in practice. Numerical experiments in Section 5.4 show that using sample means and covariances causes no significant change in estimation accuracy. Instead of the explicit error bounds in Sections 2–4, one can show asymptotic bounds, where the penalty for using sample means and covariance matrices estimated from m samples is an extra term of $O(1/\sqrt{m})$ in the error bounds.

The Gaussianity and independence assumptions are crucial to the theoretical analysis of our joint dimensionality reduction approach. However, numerical experiments in Section 5.4 confirm that our approach can estimate the embeddings accurately when the distributions are non-Gaussian (e.g., uniform, Poisson) or there are weak dependencies between a and b . Previous supervised dimensionality

³As an interesting side note, the light-tailed measurement condition is similar in spirit to the “spectral flatness” condition in blind deconvolution [13]. Under the light-tailed measurement condition, $\max_i |y_i| = O(\log m)$, which is analogous to the bounds established in [13, Propositions 2.1–2.3]. However, the approaches of [13] and this paper are quite different.

reduction approaches (SIR, pHd, SAVE) can be extended to non-Gaussian distributions that satisfy certain properties (linear conditional mean, constant conditional variance, etc.). We conjecture that the same extension applies also to our approach.

5.2 Bivariate Nonlinear Functional

The simple bilinear regression model $f(\bar{a}_i, \bar{b}_i) = \bar{a}_i^T \bar{b}_i$ is a motivating application of this paper. In this case, $Q = I_r$, $\sigma_r = 1$, $\sigma^2 = r(r+2)^2 - r$, $\tau_0^2 = r$, $\tau_1^2 = \tau_2^2 = r(r+2)$. By Theorems 1, 2, and 3, we can derive explicit error bounds in terms of m , n_1 , n_2 , s_1 , s_2 , and r . For example, if $\sigma_{y|a,b}^2 = O(r)$ and $r = O(\min\{\log n_1, \log n_2\})$, then under the assumptions in Sections 2, 3, and 4, the normalized error $\max\left\{\mathbb{E}\left[\frac{1}{\sqrt{r}}\|\tilde{U}^T \hat{U}\|_{\text{F}}\right], \mathbb{E}\left[\frac{1}{\sqrt{r}}\|\tilde{V}^T \hat{V}\|_{\text{F}}\right]\right\}$ is bounded by $O\left(\sqrt{\frac{n_1 n_2}{m}}\right)$, $O\left(\sqrt{\frac{s_1 s_2 \log n_1 \log n_2}{m}}\right)$, and $O\left(\sqrt{\frac{(n_1+n_2) \log^2 m \log^4(n_1+n_2)}{m}}\right)$, respectively. Therefore, for bilinear regression model with reasonable signal to noise ratio, the aforementioned sample complexities hold for $r = O(\min\{\log n_1, \log n_2\})$, as opposed to just $r = O(1)$.

In general, the nonlinear functional $f(\cdot, \cdot)$ can take many forms (e.g., Mercer kernels, neural networks with two inputs), and can be unknown beforehand. However, we do need $Q = \mathbb{E}[\bar{a}_1 f(\bar{a}_1, \bar{b}_1) \bar{b}_1^T]$ to be nonsingular. Clearly, our approach fails when $f(\bar{a}_1, \bar{b}_1)$ is even in \bar{a}_1 or \bar{b}_1 . This is an intrinsic limitation of supervised dimension reduction. In fact, SIR, pHd, and SAVE all require similar assumptions, and they fail when $f(\cdot, \cdot)$ is odd in both variables. In this sense, our approach complements the previous supervised dimensionality reduction approaches. In Section 5.4, we present examples for which pHd fails and our approach succeeds, and vice versa.

5.3 Estimation of Rank and Sparsity

Throughout the paper, we assume that the rank r and sparsity levels s_1, s_2 are known. In practice, these parameters often need to be estimated from data. We give a partial solution in this section.

If the sample complexity satisfies $m = \Omega(n_1 n_2)$, then r, s_1, s_2 can be estimated from \hat{X}_{lin} as follows. Let (J, K) and $(J, K)^c$ denote the support of $X = UQV^T$ (the set of indices where X is nonzero) and its complement. Let $\sigma_i(\cdot)$ denote the i -th singular value of a matrix. Suppose for some $\eta > 0$,

$$\min_{(j,k) \in (J,K)} |X^{(j,k)}| \geq \eta, \quad \sigma_r(X) = \sigma_r(Q) \geq \eta.$$

By Theorem 1, we can achieve $\|\hat{X}_{\text{lin}} - X\|_{\text{F}} \leq \frac{1}{3}\eta$ with $m = \Omega(n_1 n_2)$ samples. Then

$$\min_{(j,k) \in (J,K)} |\hat{X}_{\text{lin}}^{(j,k)}| \geq \frac{2}{3}\eta, \quad \max_{(j,k) \in (J,K)^c} |\hat{X}_{\text{lin}}^{(j,k)}| \leq \frac{1}{3}\eta, \quad \sigma_r(\hat{X}_{\text{lin}}) \geq \frac{2}{3}\eta, \quad \sigma_{r+1}(\hat{X}_{\text{lin}}) \leq \frac{1}{3}\eta.$$

Therefore, an entry is nonzero in X if and only if the absolute value of the corresponding entry in \hat{X}_{lin} is greater than $\frac{1}{2}\eta$. We can determine s_1 and s_2 by counting the number of such entries. Similarly, the rank r of matrix X can be determined by counting the number of singular values of \hat{X}_{lin} greater than $\frac{1}{2}\eta$. In practice, such a threshold η is generally unavailable. However, by gathering a sufficiently large number of samples, the entries and singular values of \hat{X}_{lin} will vanish if the corresponding entries and singular values in X are zero.

Li [7, 8] derived χ^2 tests to assess the true dimension r of the embedding in SIR and pHd. We expect similar tests can be derived for our approach.

5.4 Experiments

In this section, we verify our theoretical analysis with some numerical experiments. Here, the normalized subspace estimation error (NSEE) is defined by $\max\left\{\frac{1}{\sqrt{r}}\|\tilde{U}^T \hat{U}\|_{\text{F}}, \frac{1}{\sqrt{r}}\|\tilde{V}^T \hat{V}\|_{\text{F}}\right\}$.

First, we test the estimators \hat{U}, \hat{V} (Sections 2 and 4) and \hat{U}', \hat{V}' (Section 3) on two different models, dubbed BILINEAR and BINARY, both of which satisfy the light-tailed measurement condition:

- Bilinear regression with additive Gaussian noise. Let $\mu_i = f(U^T a_i, V^T b_i) = a_i^T U V^T b_i$, and $y_i = \mu_i + z_i$, where $\{z_i\}_{i=1}^m$ are i.i.d. Gaussian random variables $N(0, 1)$.
- Logistic-type binary classification. Let $\mu_i = f(U^T a_i, V^T b_i) = \exp(-\|U^T a_i - V^T b_i\|_2^2)$, and $y_i \sim \text{Ber}(\mu_i)$ is a Bernoulli random variable with mean μ_i .

Let $n_1 = n_2 = n$ and $s_1 = s_2 = s$. For each model, we conduct four experiments. Without variable selection, we fix n (resp. m) and study how error varies with m (resp. n). With variable selection, we fix n, s (resp. n, m) and study how error varies with m (resp. s). We repeat every experiments 100 times, and show in Figure 1 the log-log plot of the mean error versus m, n or s . The results for the two models are roughly the same, which verifies that our algorithm and theory apply to different regression problems. Nonlinearity in the model determines only the constants in the error bounds. The slopes of the plots in the first and third columns are roughly -0.5 , which verifies the term $O(1/\sqrt{m})$ in the error bounds. The slopes of the plots in the second column are roughly 0.5 , which verifies the term $O(\sqrt{n_1 + n_2}) = O(\sqrt{n})$ in the error bound in Theorem 3. The slopes of the plots in the fourth column are roughly 1 , which verifies the term $O(\sqrt{s_1 s_2}) = O(s)$ in the error bound in Theorem 2.

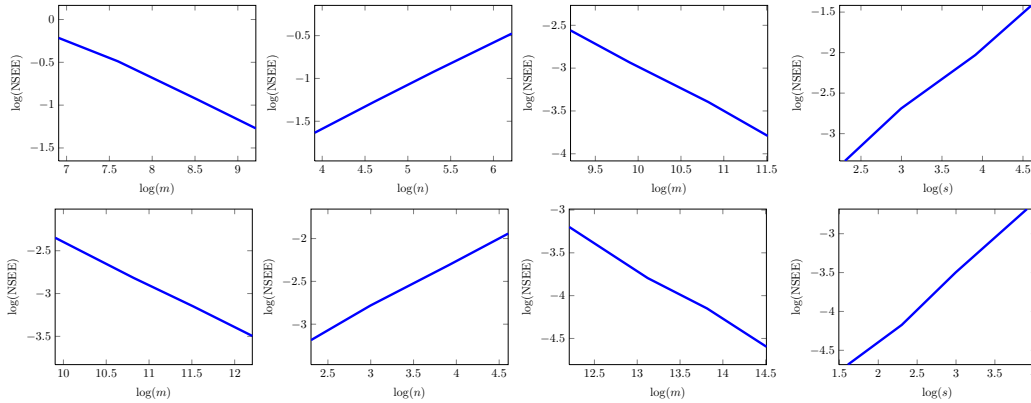


Figure 1: Log-log plots of mean error versus m, n or s . The two rows are plots for the two models, BILINEAR and BINARY. Within each row, the four plots correspond to the four experiments.

Next, we test how our estimator performs when the assumptions are violated, i.e., when 1) the true means and variances are replaced by sample means and variances, or 2) the entries of a_i, b_i are i.i.d. following a uniform distribution on $[-\sqrt{3}, \sqrt{3}]$, or 3) the entries of a_i, b_i are i.i.d. following a Poisson distribution ($\lambda = 4$, normalized with zero mean and unit variance), or 4) a_i, b_i are jointly Gaussian and weakly correlated (not independent). Clearly, there is no significant change in the performance.

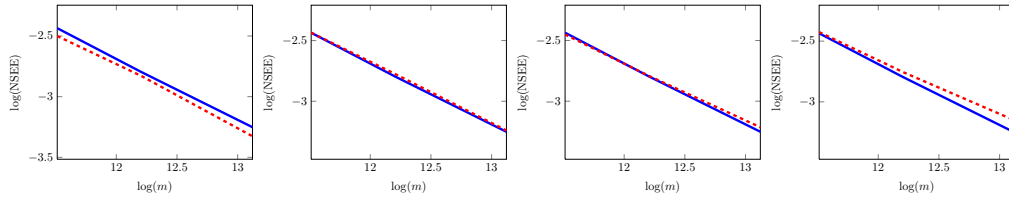


Figure 2: Log-log plots when the assumptions are violated. The blue solid lines are the performances when all the assumptions are met. The red dashed lines are the performances when the assumptions are violated in four different ways: 1) sample means and variances are used; 2) a_i, b_i follow uniform distribution; 3) a_i, b_i follow Poisson distribution; 4) a_i and b_i are weakly correlated.

In the last experiment (see Figure 3), we compare our approach with principal Hessian direction (pHd) for two link functions: 1) $f(\bar{a}_i, \bar{b}_i) = \bar{a}_i^T \bar{b}_i = \sum_{j=1}^r \bar{a}_i^{(j)} \bar{b}_i^{(j)}$, which is odd in \bar{a}_i, \bar{b}_i , and 2) $f(\bar{a}_i, \bar{b}_i) = \sum_{j=1}^r \bar{a}_i^{(j)2} \bar{b}_i^{(j)2}$, which is even in \bar{a}_i, \bar{b}_i . For the odd function, our approach succeeds, but pHd fails. For the even function, our approach fails, but pHd succeeds.

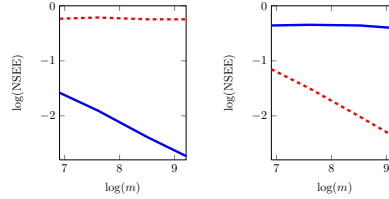


Figure 3: Log-log plots of our approach (blue solid lines) versus pHd (red dashed lines). The left plot is for an odd function, and the right plot is for an even function.

References

- [1] J. B. Tenenbaum, V. D. Silva, and J. C. Langford, “A global geometric framework for nonlinear dimensionality reduction,” *Science*, vol. 290, no. 5500, pp. 2319–2323, Dec 2000.
- [2] S. T. Roweis and L. K. Saul, “Nonlinear dimensionality reduction by locally linear embedding,” *Science*, vol. 290, no. 5500, pp. 2323–2326, Dec 2000.
- [3] A. Ramisa, F. Yan, F. Moreno-Noguer, and K. Mikolajczyk, “BreakingNews: Article annotation by image and text processing,” *arXiv preprint arXiv:1603.07141*, 2016.
- [4] V. Noreika, C. M. Falter, and K. Rubia, “Timing deficits in attention-deficit/hyperactivity disorder (ADHD): Evidence from neurocognitive and neuroimaging studies,” *Neuropsychologia*, vol. 51, no. 2, pp. 235–266, Jan 2013.
- [5] S. Chang, W. Han, J. Tang, G.-J. Qi, C. C. Aggarwal, and T. S. Huang, “Heterogeneous network embedding via deep architectures,” in *Proc. Int. Conf. Knowledge Discovery and Data Mining*. ACM, 2015.
- [6] G. E. Hinton and R. R. Salakhutdinov, “Reducing the dimensionality of data with neural networks,” *Science*, vol. 313, no. 5786, pp. 504–507, Jul 2006.
- [7] K. C. Li, “Sliced inverse regression for dimension reduction,” *J. Amer. Statist. Assoc.*, vol. 86, no. 414, pp. 316–327, Jun 1991.
- [8] K.-C. Li, “On principal Hessian directions for data visualization and dimension reduction: Another application of Stein’s lemma,” *J. Amer. Statist. Assoc.*, vol. 87, no. 420, pp. 1025–1039, Dec 1992.
- [9] R. Dennis Cook, “SAVE: a method for dimension reduction and graphics in regression,” *Commun. in Stat. - Theory and Methods*, vol. 29, no. 9-10, pp. 2109–2121, Jan 2000.
- [10] Y. Xia, H. Tong, W. K. Li, and L.-X. Zhu, “An adaptive estimation of dimension reduction space,” *J. the Royal Stat. Society: Series B (Stat. Methodology)*, vol. 64, no. 3, pp. 363–410, Aug 2002.
- [11] Y. Plan, R. Vershynin, and E. Yudovina, “High-dimensional estimation with geometric constraints,” *arXiv preprint arXiv:1404.3749*, 2014.
- [12] P. Netrapalli, P. Jain, and S. Sanghavi, “Phase retrieval using alternating minimization,” in *Advances in Neural Inform. Process. Syst.*, 2013, pp. 2796–2804.
- [13] K. Lee, Y. Li, M. Junge, and Y. Bresler, “Blind recovery of sparse signals from subsampled convolution,” *arXiv preprint arXiv:1511.06149*, 2015.
- [14] L. Li, “Sparse sufficient dimension reduction,” *Biometrika*, vol. 94, no. 3, pp. 603–613, Aug 2007.
- [15] X. Chen, C. Zou, and R. D. Cook, “Coordinate-independent sparse sufficient dimension reduction and variable selection,” *Ann. Stat.*, vol. 38, no. 6, pp. 3696–3723, Dec 2010.
- [16] K. Lee, Y. Wu, and Y. Bresler, “Near optimal compressed sensing of sparse rank-one matrices via sparse power factorization,” *arXiv preprint arXiv:1312.0525*, 2013.
- [17] J. A. Tropp, “User-friendly tail bounds for sums of random matrices,” *Found. Comput. Math.*, vol. 12, no. 4, pp. 389–434, Aug 2011.

6 Proofs

6.1 Proof of Lemma 1

Obviously, these vectors are all zero mean Gaussian random vectors. Independence follows from two facts:

1. $\{a_i\}_{i=1}^m$ and $\{b_i\}_{i=1}^m$ are independent Gaussian vectors.
2. $\mathbb{E}[\tilde{a}_i \tilde{a}_i^T] = \mathbb{E}[U^T a_i a_i^T U] = U^T I_{n_1} U = 0$, and $\mathbb{E}[\tilde{b}_i \tilde{b}_i^T] = \mathbb{E}[V^T b_i b_i^T V] = V^T I_{n_2} V = 0$. (Uncorrelated Gaussian random vector are independent.)

Covariance matrices are easy to compute. For example, $\text{Cov}(\bar{a}_i) = \mathbb{E}[\bar{a}_i \bar{a}_i^T] = \mathbb{E}[U^T a_i a_i^T U] = U^T I_{n_1} U = I_r$.

6.2 Proof of Theorem 1

We start by proving some useful lemmas.

Lemma 2. y_i and \tilde{a}_i, \tilde{b}_i are independent.

Proof. By Lemma 1, \tilde{a}_i, \tilde{b}_i and \bar{a}_i, \bar{b}_i are independent. By the Markov chain assumption (1), y_i and \tilde{a}_i, \tilde{b}_i are conditionally independent given \bar{a}_i, \bar{b}_i . Therefore, by contraction property of conditional independence, y_i and \tilde{a}_i, \tilde{b}_i are independent.

When y_i is a continuous random variable, the contraction property can be proved as follows:

$$\begin{aligned} p(y_i, \tilde{a}_i, \tilde{b}_i) &= p(y_i, \tilde{a}_i, \tilde{b}_i | \bar{a}_i, \bar{b}_i) \cdot p(\bar{a}_i, \bar{b}_i) \\ &= p(y_i | \bar{a}_i, \bar{b}_i) \cdot p(\tilde{a}_i, \tilde{b}_i | \bar{a}_i, \bar{b}_i) \cdot p(\bar{a}_i, \bar{b}_i) \end{aligned} \quad (7)$$

$$\begin{aligned} &= p(y_i | \bar{a}_i, \bar{b}_i) \cdot p(\tilde{a}_i, \tilde{b}_i) \cdot p(\bar{a}_i, \bar{b}_i) \\ &= p(y_i) \cdot p(\tilde{a}_i, \tilde{b}_i). \end{aligned} \quad (8)$$

Equation (7) follows from the conditional independence of y_i and $(\tilde{a}_i, \tilde{b}_i)$ given (\bar{a}_i, \bar{b}_i) . Equation (8) follows from the independence between $(\tilde{a}_i, \tilde{b}_i)$ and (\bar{a}_i, \bar{b}_i) . \square

Lemma 3.

$$\begin{aligned} \mathbb{E}[\bar{a}_i y_i \bar{b}_i^T] &= Q, \quad \mathbb{E}[\|\bar{a}_i y_i \bar{b}_i^T - Q\|_F^2] \leq r^2 \sigma_{y|a,b}^2 + \sigma^2, \\ \mathbb{E}[|y_i|^2] &\leq \sigma_{y|a,b}^2 + \tau_0^2, \quad \mathbb{E}[\|\bar{a}_i y_i\|_2^2] \leq r \sigma_{y|a,b}^2 + \tau_1^2, \quad \mathbb{E}[\|\bar{b}_i y_i\|_2^2] \leq r \sigma_{y|a,b}^2 + \tau_2^2. \end{aligned}$$

Proof. We prove the equality using the tower property of conditional expectation:

$$\mathbb{E}[\bar{a}_i y_i \bar{b}_i^T] = \mathbb{E}[\bar{a}_i \mathbb{E}[y_i | a_i, b_i] \bar{b}_i^T] = \mathbb{E}[\bar{a}_i f(\bar{a}_i, \bar{b}_i) \bar{b}_i^T] = Q.$$

For the first inequality, note that

$$\begin{aligned} \|\bar{a}_i y_i \bar{b}_i^T - Q\|_F^2 &= \|\bar{a}_i [y_i - f(\bar{a}_i, \bar{b}_i)] \bar{b}_i^T\|_F^2 + 2 \langle \bar{a}_i [y_i - f(\bar{a}_i, \bar{b}_i)] \bar{b}_i^T, \bar{a}_i f(\bar{a}_i, \bar{b}_i) \bar{b}_i^T - Q \rangle \\ &\quad + \|\bar{a}_i f(\bar{a}_i, \bar{b}_i) \bar{b}_i^T - Q\|_F^2 \\ &= |y_i - f(\bar{a}_i, \bar{b}_i)|^2 \cdot \|\bar{a}_i\|_2^2 \cdot \|\bar{b}_i\|_2^2 + 2 [y_i - f(\bar{a}_i, \bar{b}_i)] \cdot \langle \bar{a}_i \bar{b}_i^T, \bar{a}_i f(\bar{a}_i, \bar{b}_i) \bar{b}_i^T - Q \rangle \\ &\quad + \|\bar{a}_i f(\bar{a}_i, \bar{b}_i) \bar{b}_i^T - Q\|_F^2. \end{aligned}$$

Hence we have

$$\mathbb{E}[\|\bar{a}_i y_i \bar{b}_i^T - Q\|_F^2 | a, b] \leq \sigma_{y|a,b}^2 \cdot \|\bar{a}_i\|_2^2 \cdot \|\bar{b}_i\|_2^2 + \|\bar{a}_i f(\bar{a}_i, \bar{b}_i) \bar{b}_i^T - Q\|_F^2.$$

Therefore,

$$\begin{aligned}\mathbb{E} \left[\left\| \bar{a}_i y_i \bar{b}_i^T - Q \right\|_{\mathbb{F}}^2 \right] &= \mathbb{E} \left[\mathbb{E} \left[\left\| \bar{a}_i y_i \bar{b}_i^T - Q \right\|_{\mathbb{F}}^2 \mid a, b \right] \right] \\ &\leq \sigma_{y|a,b}^2 \cdot \mathbb{E} \left[\|\bar{a}_i\|_2^2 \right] \cdot \mathbb{E} \left[\|\bar{b}_i\|_2^2 \right] + \mathbb{E} \left[\left\| \bar{a}_i f(\bar{a}_i, \bar{b}_i) \bar{b}_i^T - Q \right\|_{\mathbb{F}}^2 \right] \\ &= r^2 \sigma_{y|a,b}^2 + \sigma^2.\end{aligned}$$

The other inequalities can be proved similarly. \square

Next, we prove Theorem 1.

Proof of Theorem 1. Since

$$\begin{aligned}a_i y_i b_i^T &= (UU^T + \tilde{U}\tilde{U}^T) a_i y_i b_i^T (VV^T + \tilde{V}\tilde{V}^T) \\ &= U \bar{a}_i y_i \bar{b}_i^T V^T + \tilde{U} \tilde{a}_i y_i \tilde{b}_i^T \tilde{V}^T + U \bar{a}_i y_i \tilde{b}_i^T \tilde{V}^T + \tilde{U} \tilde{a}_i y_i \bar{b}_i^T V^T,\end{aligned}\quad (9)$$

we have

$$\begin{aligned}\mathbb{E} [a_i y_i b_i^T] &= \mathbb{E} [U \bar{a}_i y_i \bar{b}_i^T V^T] + \mathbb{E} [\tilde{U} \tilde{a}_i y_i \tilde{b}_i^T \tilde{V}^T] + \mathbb{E} [U \bar{a}_i y_i \tilde{b}_i^T \tilde{V}^T] + \mathbb{E} [\tilde{U} \tilde{a}_i y_i \bar{b}_i^T V^T] \\ &= U \mathbb{E} [\bar{a}_i y_i \bar{b}_i^T] V^T + \tilde{U} \mathbb{E} [\tilde{a}_i] \mathbb{E} [y_i] \mathbb{E} [\tilde{b}_i^T] \tilde{V}^T + U \mathbb{E} [\bar{a}_i y_i] \mathbb{E} [\tilde{b}_i^T] \tilde{V}^T + \tilde{U} \mathbb{E} [\tilde{a}_i] \mathbb{E} [y_i \bar{b}_i^T] V^T \\ &= U Q V^T + 0 + 0 + 0 \\ &= X.\end{aligned}\quad (10)$$

The second line follows from independence of $y_i, \tilde{a}_i, \tilde{b}_i$ (see Lemma 2). Note that

$$\begin{aligned}\|a_i y_i b_i^T - X\|_{\mathbb{F}}^2 &= \|U(\bar{a}_i y_i \bar{b}_i^T - Q)V^T\|_{\mathbb{F}}^2 + \|\tilde{U} \tilde{a}_i y_i \tilde{b}_i^T \tilde{V}^T\|_{\mathbb{F}}^2 + \|U \bar{a}_i y_i \tilde{b}_i^T \tilde{V}^T\|_{\mathbb{F}}^2 + \|\tilde{U} \tilde{a}_i y_i \bar{b}_i^T V^T\|_{\mathbb{F}}^2 \\ &= \|\bar{a}_i y_i \bar{b}_i^T - Q\|_{\mathbb{F}}^2 + \|\tilde{a}_i y_i \tilde{b}_i^T\|_{\mathbb{F}}^2 + \|\bar{a}_i y_i \tilde{b}_i^T\|_{\mathbb{F}}^2 + \|\tilde{a}_i y_i \bar{b}_i^T\|_{\mathbb{F}}^2 \\ &= \|\bar{a}_i y_i \bar{b}_i^T - Q\|_{\mathbb{F}}^2 + \|\tilde{a}_i\|_2^2 |y_i|^2 \|\tilde{b}_i\|_2^2 + \|\bar{a}_i y_i\|_2^2 \|\tilde{b}_i\|_2^2 + \|\tilde{a}_i\|_2^2 \|\bar{b}_i y_i\|_2^2.\end{aligned}$$

where the first equation follows from Pythagorean theorem, the second line follows from $\|U\Sigma V^T\|_{\mathbb{F}} = \|\Sigma\|_{\mathbb{F}}$ for matrices U, V of orthonormal columns, and the third line follows from $\|ab^T\|_{\mathbb{F}} = \|a\|_2 \|b\|_2$. By Lemma 3,

$$\begin{aligned}\mathbb{E} \left[\|a_i y_i b_i^T - X\|_{\mathbb{F}}^2 \right] &\leq (r^2 \sigma_{y|a,b}^2 + \sigma^2) + (n_1 - r)(n_2 - r)(\sigma_{y|a,b}^2 + \tau_0^2) \\ &\quad + (n_2 - r)(r\sigma_{y|a,b}^2 + \tau_1^2) + (n_1 - r)(r\sigma_{y|a,b}^2 + \tau_2^2) \\ &= n_1 n_2 \sigma_{y|a,b}^2 + \sigma^2 + (n_1 - r)(n_2 - r)\tau_0^2 + (n_2 - r)\tau_1^2 + (n_1 - r)\tau_2^2.\end{aligned}\quad (11)$$

By (10) and (11), and the independence between $\{a_i y_i b_i^T\}_{i=1}^m$, we have

$$\mathbb{E} [\hat{X}_{\text{lin}}] = \frac{1}{m} \sum_{i=1}^m \mathbb{E} [a_i y_i b_i^T] = X,$$

$$\begin{aligned}\mathbb{E} \left[\left\| \hat{X}_{\text{lin}} - X \right\|_{\mathbb{F}}^2 \right] &= \frac{1}{m^2} \sum_{i=1}^m \mathbb{E} \left[\|a_i y_i b_i^T - X\|_{\mathbb{F}}^2 \right] \\ &\leq \frac{n_1 n_2 \sigma_{y|a,b}^2 + \sigma^2 + (n_1 - r)(n_2 - r)\tau_0^2 + (n_2 - r)\tau_1^2 + (n_1 - r)\tau_2^2}{m}.\end{aligned}$$

\square

6.3 Proof of Corollary 1

Lemma 4.

$$\max \left\{ \left\| \tilde{U}^T \hat{U} \right\|_{\mathbb{F}}, \left\| \tilde{V}^T \hat{V} \right\|_{\mathbb{F}} \right\} \leq \frac{1}{\sigma_r} \left\| X - \hat{U} \hat{\Sigma} \hat{V}^T \right\|_{\mathbb{F}}.$$

Proof of Lemma 4. We only prove the bound for $\left\| \tilde{U}^T \hat{U} \right\|_{\mathbb{F}}$. The bound for $\left\| \tilde{V}^T \hat{V} \right\|_{\mathbb{F}}$ can be proved similarly. Let $\tilde{\tilde{U}} \in \mathbb{R}^{n_1 \times (n_1 - r)}$ denote a matrix of orthonormal columns that satisfies $\tilde{\tilde{U}}^T \hat{U} = 0$, then

$$\begin{aligned} \left\| \tilde{U}^T \hat{U} \right\|_{\mathbb{F}} &= \left\| \tilde{\tilde{U}}^T U \right\|_{\mathbb{F}} \leq \frac{1}{\sigma_r} \left\| \tilde{\tilde{U}}^T U Q V^T \right\|_{\mathbb{F}} = \frac{1}{\sigma_r} \left\| \tilde{\tilde{U}}^T (U Q V^T - \hat{U} \hat{\Sigma} \hat{V}^T) \right\|_{\mathbb{F}} \\ &= \frac{1}{\sigma_r} \left\| \tilde{\tilde{U}}^T (X - \hat{U} \hat{\Sigma} \hat{V}^T) \right\|_{\mathbb{F}} \leq \frac{1}{\sigma_r} \left\| \tilde{\tilde{U}} \right\|_2 \left\| X - \hat{U} \hat{\Sigma} \hat{V}^T \right\|_{\mathbb{F}} \leq \frac{1}{\sigma_r} \left\| X - \hat{U} \hat{\Sigma} \hat{V}^T \right\|_{\mathbb{F}}. \end{aligned}$$

Here, the first equation is due to the following two identities:

$$\begin{aligned} \left\| \tilde{U}^T \hat{U} \right\|_{\mathbb{F}}^2 &= \left\| \tilde{\tilde{U}} \tilde{\tilde{U}}^T \hat{U} \right\|_{\mathbb{F}}^2 = \left\| \hat{U} \right\|_{\mathbb{F}}^2 - \left\| U U^T \hat{U} \right\|_{\mathbb{F}}^2 = r - \left\| U^T \hat{U} \right\|_{\mathbb{F}}^2, \\ \left\| \tilde{\tilde{U}}^T U \right\|_{\mathbb{F}}^2 &= \left\| \tilde{\tilde{U}} \tilde{\tilde{U}}^T U \right\|_{\mathbb{F}}^2 = \left\| U \right\|_{\mathbb{F}}^2 - \left\| \hat{U} \hat{U}^T U \right\|_{\mathbb{F}}^2 = r - \left\| \hat{U}^T U \right\|_{\mathbb{F}}^2. \end{aligned}$$

□

Proof of Corollary 1. Obviously,

$$\left\| \hat{U} \hat{\Sigma} \hat{V}^T - X \right\|_{\mathbb{F}} \leq \left\| \hat{U} \hat{\Sigma} \hat{V}^T - \hat{X}_{\text{lin}} \right\|_{\mathbb{F}} + \left\| \hat{X}_{\text{lin}} - X \right\|_{\mathbb{F}} \leq 2 \left\| \hat{X}_{\text{lin}} - X \right\|_{\mathbb{F}}, \quad (12)$$

which follows from triangle inequality, and the fact that $\hat{U} \hat{\Sigma} \hat{V}^T$ is the best rank- r approximation of \hat{X}_{lin} . Hence, by Lemma 4 and Jensen's inequality,

$$\max \left\{ \mathbb{E} \left[\left\| \tilde{U}^T \hat{U} \right\|_{\mathbb{F}} \right], \mathbb{E} \left[\left\| \tilde{V}^T \hat{V} \right\|_{\mathbb{F}} \right] \right\} \leq \frac{2}{\sigma_r} \mathbb{E} \left[\left\| X - \hat{X}_{\text{lin}} \right\|_{\mathbb{F}} \right] \leq \frac{2}{\sigma_r} \sqrt{\mathbb{E} \left[\left\| X - \hat{X}_{\text{lin}} \right\|_{\mathbb{F}}^2 \right]}.$$

Clearly, $\sigma_r, \sigma_y, \sigma_{y|a,b}, \sigma, \tau_0, \tau_1, \tau_2$ are all independent of n_1, n_2 , and m . Since $r = O(1)$, we complete the proof by applying the mean squared error bound in Theorem 1. □

6.4 Proof of Theorem 2

First, we establish some useful lemmas. Define

$$\begin{aligned} \Delta &:= (\Omega - \Omega) \cap \mathcal{B}_{n_1 \times n_2}, \\ \|Y\|_{\Delta^\circ} &:= \sup_{X \in \Delta} \langle Y, X \rangle. \end{aligned}$$

Here, Δ° is the polar set of Δ . Lemma 5 follows from the properties of polar sets.

Lemma 5. For symmetric set Δ , $\|\cdot\|_{\Delta^\circ}$ is a pseudo-norm, or equivalently

1. $\|Y\|_{\Delta^\circ} \geq 0$, and $\|0\|_{\Delta^\circ} = 0$.
2. $\|cY\|_{\Delta^\circ} = |c| \cdot \|Y\|_{\Delta^\circ}$.
3. $\|Y_1 + Y_2\|_{\Delta^\circ} \leq \|Y_1\|_{\Delta^\circ} + \|Y_2\|_{\Delta^\circ}$.

Properties 2 and 3 imply that $\|\cdot\|_{\Delta^\circ}$ is convex.

Lemma 6. If Ω is a cone, then

$$\left\| P_\Omega \hat{X}_{\text{lin}} - X \right\|_{\mathbb{F}} \leq 2 \left\| \hat{X}_{\text{lin}} - X \right\|_{\Delta^\circ}.$$

Proof. Since Ω is a cone, we have $(\Omega - \Omega) \cap t\mathcal{B}_{n_1 \times n_2} = t\Delta$ for $t > 0$. Moreover,

$$\frac{1}{t} \|Y\|_{(t\Delta)^\circ} = \frac{1}{t} \sup_{X \in t\Delta} \langle Y, X \rangle = \sup_{X \in \Delta} \langle Y, X \rangle = \|Y\|_{\Delta^\circ}.$$

By [11, Corollary 8.3], for every $t > 0$ we have

$$\|P_{\Omega} \widehat{X}_{\text{lin}} - X\|_{\text{F}} \leq \max \left\{ t, \frac{2}{t} \left\| \widehat{X}_{\text{lin}} - X \right\|_{(t\Delta)^\circ} \right\} = \max \left\{ t, 2 \left\| \widehat{X}_{\text{lin}} - X \right\|_{\Delta^\circ} \right\}.$$

Lemma 6 follows from letting t go to 0. \square

The next lemma follows trivially from the definitions of Ω_1 and Ω_2 .

Lemma 7. *Suppose $\Omega_{12} = \Omega_1 \cap \Omega_2 = \{X \in \mathbb{R}^{n_1 \times n_2} : \|X^{(\cdot, k)}\|_0 \leq s_1, \forall k \in [n_2], \|X\|_{0, \text{c}} \leq s_2\}$. Then*

$$\widehat{X}_2 = P_{\Omega_2} P_{\Omega_1} \widehat{X}_{\text{lin}} = P_{\Omega_{12}} \widehat{X}_{\text{lin}}.$$

Lemma 8. *Suppose $\Delta_{12} = (\Omega_{12} - \Omega_{12}) \cap \mathcal{B}_{n_1 \times n_2}$. Then*

$$\|Y\|_{\Delta_{12}^\circ} \leq \min \left\{ \|Y\|_{\text{F}}, \sqrt{2s_1 s_2} \max_{j, k} |Y^{(j, k)}| \right\}.$$

Proof. By Cauchy-Schwarz inequality,

$$\|Y\|_{\Delta_{12}^\circ} = \sup_{X \in \Delta_{12}} \langle Y, X \rangle \leq \sup_{X \in \Delta_{12}} \|X\|_{\text{F}} \|Y\|_{\text{F}} = \|Y\|_{\text{F}}. \quad (13)$$

Since

$$\Delta_{12} \subset \{X \in \mathbb{R}^{n_1 \times n_2} : \|X\|_0 \leq 2s_1 s_2, \|X\|_{\text{F}} \leq 1\} \subset \{X \in \mathbb{R}^{n_1 \times n_2} : \|\text{vec}(X)\|_1 \leq \sqrt{2s_1 s_2}\} =: \Delta_{\ell_1},$$

By Hölder's inequality,

$$\|Y\|_{\Delta_{12}^\circ} = \sup_{X \in \Delta_{12}} \langle Y, X \rangle \leq \sup_{X \in \Delta_{\ell_1}} \langle Y, X \rangle \leq \sup_{X \in \Delta_{\ell_1}} \|\text{vec}(X)\|_1 \|Y\|_{\infty} = \sqrt{2s_1 s_2} \max_{j, k} |Y^{(j, k)}|. \quad (14)$$

The lemma follows from (13) and (14). \square

Lemma 9. *Suppose $u \sim N(0, I_n)$, $\tilde{u} \sim N(0, P)$ and $P \in \mathbb{R}^{n \times n}$ is a projection matrix. Then for a convex function $g(\cdot)$, we have $\mathbb{E}[g(\tilde{u})] \leq \mathbb{E}[g(u)]$.*

Proof. Let $\bar{u} \sim N(0, I - P)$ be independent from \tilde{u} , then $\tilde{u} + \bar{u}$ have the same distribution as u .

$$\mathbb{E}[g(\tilde{u})] = \mathbb{E}[g(\tilde{u} + \mathbb{E}[\bar{u}])] \leq \mathbb{E}[g(\tilde{u} + \bar{u})] = \mathbb{E}[g(u)],$$

where the inequality follows from Jensen's inequality. \square

Lemma 10. *Suppose $u_i^{(j)}$ ($i = 1, 2, \dots, m, j = 1, 2, \dots, n$) are i.i.d. Gaussian random variables $N(0, 1)$. Then*

$$\mathbb{E} \left[\max_{j \in [n]} \sqrt{\sum_{i=1}^m \sigma_i^2 u_i^{(j)2}} \right] \leq \sqrt{(3 \log n + 2) \sum_{i=1}^m \sigma_i^2}.$$

Proof. Let $d^{(j)} := \sqrt{\sum_{i=1}^m \sigma_i^2 u_i^{(j)2}}$, and $d := \max_{j \in [n]} d^{(j)}$. By Jensen's inequality,

$$e^{t\mathbb{E}[d^2]} \leq \mathbb{E} \left[e^{td^2} \right] \leq \sum_{j=1}^n \mathbb{E} \left[e^{td^{(j)2}} \right] = n \prod_{i=1}^m \mathbb{E} \left[e^{t\sigma_i^2 u_i^{(1)2}} \right] = n \prod_{i=1}^m (1 - 2t\sigma_i^2)^{-\frac{1}{2}}, \quad \forall 0 < t < \frac{1}{2 \max_i \sigma_i^2}.$$

Therefore,

$$\mathbb{E}[d^2] \leq \frac{\log n}{t} - \frac{1}{2t} \sum_{i=1}^m \log(1 - 2t\sigma_i^2), \quad \forall 0 < t < \frac{1}{2 \max_i \sigma_i^2}.$$

It is easy to verify that $-\frac{1}{2} \log(1 - 2x) \leq 2x$ for $0 < x < \frac{1}{3}$. Choose $t = \frac{1}{3 \sum_{i=1}^m \sigma_i^2}$, then $0 < t\sigma_i^2 < \frac{1}{3}$. Hence

$$\begin{aligned} \mathbb{E}[d^2] &\leq \frac{\log n}{t} + \frac{1}{t} \sum_{i=1}^m 2t\sigma_i^2 = (3 \log n + 2) \sum_{i=1}^m \sigma_i^2, \\ \mathbb{E}[d] &\leq \sqrt{\mathbb{E}[d^2]} \leq \sqrt{(3 \log n + 2) \sum_{i=1}^m \sigma_i^2}. \end{aligned}$$

□

Next, we prove Theorem 2.

Proof of Theorem 2. By (9) and triangle inequality,

$$\begin{aligned} \left\| \widehat{X}_{\text{lin}} - X \right\|_{\Delta_{12}^\circ} &\leq \left\| U \left(\frac{1}{m} \sum_{i=1}^m \bar{a}_i y_i \bar{b}_i^T - Q \right) V^T \right\|_{\Delta_{12}^\circ} + \left\| \widetilde{U} \left(\frac{1}{m} \sum_{i=1}^m \tilde{a}_i y_i \tilde{b}_i^T \right) \widetilde{V}^T \right\|_{\Delta_{12}^\circ} \\ &\quad + \left\| U \left(\frac{1}{m} \sum_{i=1}^m \bar{a}_i y_i \tilde{b}_i^T \right) \widetilde{V}^T \right\|_{\Delta_{12}^\circ} + \left\| \widetilde{U} \left(\frac{1}{m} \sum_{i=1}^m \tilde{a}_i y_i \bar{b}_i^T \right) V^T \right\|_{\Delta_{12}^\circ} \\ &=: T_1 + T_2 + T_3 + T_4. \end{aligned} \tag{15}$$

Next, we bound the expectation of the four terms. For T_1 , we use (13):

$$\begin{aligned} \mathbb{E}[T_1] &\leq \mathbb{E} \left[\left\| U \left(\frac{1}{m} \sum_{i=1}^m \bar{a}_i y_i \bar{b}_i^T - Q \right) V^T \right\|_{\text{F}} \right] \\ &= \mathbb{E} \left[\left\| \left(\frac{1}{m} \sum_{i=1}^m \bar{a}_i y_i \bar{b}_i^T - Q \right) \right\|_{\text{F}} \right] \\ &\leq \sqrt{\mathbb{E} \left[\left\| \left(\frac{1}{m} \sum_{i=1}^m \bar{a}_i y_i \bar{b}_i^T - Q \right) \right\|_{\text{F}}^2 \right]} \\ &\leq \sqrt{\frac{r^2 \sigma_{y|a,b}^2 + \sigma^2}{m}}. \end{aligned} \tag{16}$$

Suppose $u_i \sim N(0, I_{n_1})$, $v_i \sim N(0, I_{n_2})$, $\{u_i\}_{i=1}^m$, $\{v_i\}_{i=1}^m$, and $\{y_i\}_{i=1}^m$, $\{\bar{a}_i\}_{i=1}^m$, $\{\bar{b}_i\}_{i=1}^m$ are independent. Replacing $\widetilde{U} \tilde{a}_i$, $\widetilde{V} \tilde{b}_i$ in T_2 by u_i , v_i , by Lemma 9 and (14),

$$\mathbb{E}[T_2] \leq \mathbb{E} \left[\left\| \frac{1}{m} \sum_{i=1}^m u_i y_i v_i^T \right\|_{\Delta_{12}^\circ} \right] \leq \frac{\sqrt{2s_1 s_2}}{m} \mathbb{E} \left[\max_{j,k} \left| \sum_{i=1}^m u_i^{(j)} y_i v_i^{(k)} \right| \right]. \tag{17}$$

Conditioned on $\{y_i, v_i\}_{i=1}^m$, the distribution of $\sum_{i=1}^m u_i^{(j)} y_i v_i^{(k)}$ is $N(0, \sum_{i=1}^m y_i^2 v_i^{(k)2})$. By Lemma 10,

$$\begin{aligned} \mathbb{E} \left[\max_{j,k} \left| \sum_{i=1}^m u_i^{(j)} y_i v_i^{(k)} \right| \middle| \{y_i, v_i\}_{i=1}^m \right] &\leq \max_k \sqrt{(3 \log n_1 + 2)} \cdot \sqrt{\sum_{i=1}^m y_i^2 v_i^{(k)2}} \\ &\leq 2\sqrt{\log n_1} \max_k \sqrt{\sum_{i=1}^m y_i^2 v_i^{(k)2}}. \end{aligned}$$

The second line follows from $n_1 \geq 8$. Conditioned on $\{y_i\}_{i=1}^m$ alone, apply Lemma 10 one more time,

$$\begin{aligned} \mathbb{E} \left[\max_{j,k} \left| \sum_{i=1}^m u_i^{(j)} y_i v_i^{(k)} \right| \middle| \{y_i\}_{i=1}^m \right] &\leq 2\sqrt{\log n_1} \mathbb{E} \left[\max_k \sqrt{\sum_{i=1}^m y_i^2 v_i^{(k)2}} \middle| \{y_i\}_{i=1}^m \right] \\ &\leq 4\sqrt{\log n_1 \log n_2} \sqrt{\sum_{i=1}^m y_i^2}. \end{aligned}$$

By (17),

$$\begin{aligned} \mathbb{E}[T_2] &\leq \frac{\sqrt{2s_1 s_2}}{m} \mathbb{E} \left[\max_{j,k} \left| \sum_{i=1}^m u_i^{(j)} y_i v_i^{(k)} \right| \right] \\ &\leq \frac{4\sqrt{2s_1 s_2 \log n_1 \log n_2}}{m} \mathbb{E} \left[\sqrt{\sum_{i=1}^m y_i^2} \right] \\ &\leq 4\sqrt{\frac{2s_1 s_2 \log n_1 \log n_2 \cdot (\sigma_{y|a,b}^2 + \tau_0^2)}{m}}. \end{aligned}$$

The bounds on the expectations of T_3 and T_4 can be derived similarly.

$$\begin{aligned} \mathbb{E}[T_3] &\leq \mathbb{E} \left[\left\| \frac{1}{m} \sum_{i=1}^m U \bar{a}_i y_i v_i^T \right\|_{\Delta_{12}^c} \right] \leq \frac{\sqrt{2s_1 s_2}}{m} \mathbb{E} \left[\max_{j,k} \left| \sum_{i=1}^m (U \bar{a}_i y_i)^{(j)} v_i^{(k)} \right| \right] \\ &\leq \frac{2\sqrt{2s_1 s_2 \log n_2}}{m} \mathbb{E} \left[\max_j \sqrt{\sum_{i=1}^m (U \bar{a}_i y_i)^{(j)2}} \right] \\ &\leq \frac{2\sqrt{2s_1 s_2 \log n_2}}{m} \mathbb{E} \left[\sqrt{\sum_{j=1}^{n_1} \sum_{i=1}^m (U \bar{a}_i y_i)^{(j)2}} \right] \\ &\leq \frac{2\sqrt{2s_1 s_2 \log n_2}}{m} \sqrt{\mathbb{E} \left[\sum_{i=1}^m \|\bar{a}_i y_i\|_2^2 \right]} \\ &\leq 2\sqrt{\frac{2s_1 s_2 \log n_2 \cdot (r\sigma_{y|a,b}^2 + \tau_1^2)}{m}}. \\ \mathbb{E}[T_4] &\leq 2\sqrt{\frac{2s_1 s_2 \log n_1 \cdot (r\sigma_{y|a,b}^2 + \tau_2^2)}{m}}. \end{aligned}$$

By Lemma 6 and (15), we have

$$\begin{aligned} \mathbb{E} \left[\left\| \hat{X}_2 - X \right\|_{\mathbb{F}} \right] &\leq 2\mathbb{E} \left[\left\| \hat{X}_{\text{lin}} - X \right\|_{\Delta_{12}^c} \right] \leq 2\mathbb{E}[T_1] + 2\mathbb{E}[T_2] + 2\mathbb{E}[T_3] + 2\mathbb{E}[T_4] \\ &\leq 2\sqrt{\frac{r^2 \sigma_{y|a,b}^2 + \sigma^2}{m}} + 8\sqrt{\frac{2s_1 s_2 \log n_1 \log n_2 \cdot (\sigma_{y|a,b}^2 + \tau_0^2)}{m}} \\ &\quad + 4\sqrt{\frac{2s_1 s_2 \log n_2 \cdot (r\sigma_{y|a,b}^2 + \tau_1^2)}{m}} + 4\sqrt{\frac{2s_1 s_2 \log n_1 \cdot (r\sigma_{y|a,b}^2 + \tau_2^2)}{m}}. \end{aligned}$$

□

6.5 Proof of Corollary 2

Since $\widehat{X}_3 = P_{\Omega_3} \widehat{X}_2$, and $X \in \Omega_3$, we have

$$\left\| \widehat{X}_3 - X \right\|_{\mathbb{F}} \leq \left\| \widehat{X}_3 - \widehat{X}_2 \right\|_{\mathbb{F}} + \left\| \widehat{X}_2 - X \right\|_{\mathbb{F}} \leq 2 \left\| \widehat{X}_2 - X \right\|_{\mathbb{F}}.$$

Similarly, $\widehat{U}' \widehat{\Sigma}' \widehat{V}'^T = P_{\Omega_r} \widehat{X}_3$, and $X \in \Omega_r$, hence

$$\left\| \widehat{U}' \widehat{\Sigma}' \widehat{V}'^T - X \right\|_{\mathbb{F}} \leq \left\| \widehat{U}' \widehat{\Sigma}' \widehat{V}'^T - \widehat{X}_3 \right\|_{\mathbb{F}} + \left\| \widehat{X}_3 - X \right\|_{\mathbb{F}} \leq 2 \left\| \widehat{X}_3 - X \right\|_{\mathbb{F}} \leq 4 \left\| \widehat{X}_2 - X \right\|_{\mathbb{F}}.$$

By Lemma 4,

$$\max \left\{ \mathbb{E} \left[\left\| \widetilde{U}^T \widehat{U}' \right\|_{\mathbb{F}} \right], \mathbb{E} \left[\left\| \widetilde{V}^T \widehat{V}' \right\|_{\mathbb{F}} \right] \right\} \leq \frac{1}{\sigma_r} \mathbb{E} \left[\left\| X - \widehat{U}' \widehat{\Sigma}' \widehat{V}'^T \right\|_{\mathbb{F}} \right] \leq \frac{4}{\sigma_r} \mathbb{E} \left[\left\| \widehat{X}_2 - X \right\|_{\mathbb{F}} \right].$$

Corollary 2 follows from Theorem 2, and the fact that $r, \sigma_{y|a,b}, \sigma, \tau_0, \tau_1, \tau_2$ are all independent of n_1, n_2 , and m .

6.6 Proof of Theorem 3

We need the following lemmas for the proof of Theorem 3.

Lemma 11. *Suppose $\Delta_r = (\Omega_r - \Omega_r) \cap \mathcal{B}_{n_1 \times n_2}$. Then*

$$\|Y\|_{\Delta_r^\circ} \leq \min \left\{ \|Y\|_{\mathbb{F}}, \sqrt{2r} \|Y\| \right\}.$$

Proof. By an argument similar to that in (13), $\|Y\|_{\Delta_r^\circ} \leq \|Y\|_{\mathbb{F}}$. Since

$$\Delta_r \subset \{X \in \mathbb{R}^{n_1 \times n_2} : \text{rank}(X) \leq 2r, \|X\|_{\mathbb{F}} \leq 1\} \subset \{X \in \mathbb{R}^{n_1 \times n_2} : \|X\|_* \leq \sqrt{2r}\} =: \Delta_*,$$

By Hölder's inequality,

$$\|Y\|_{\Delta_r^\circ} = \sup_{X \in \Delta_r} \langle Y, X \rangle \leq \sup_{X \in \Delta_*} \langle Y, X \rangle \leq \sup_{X \in \Delta_*} \|X\|_* \|Y\| = \sqrt{2r} \|Y\|.$$

□

Lemma 12. *If $\{y_i\}_{i=1}^m$ are i.i.d. light-tailed random variables defined by (6), then*

$$\mathbb{P} \left[\max_i |y_i| > t \log m \right] \leq C m^{1-ct}.$$

Proof.

$$\mathbb{P} \left[\max_i |y_i| > t \log m \right] \leq \sum_i \mathbb{P} [|y_i| > t \log m] \leq m C e^{-ct \log m} = C m^{1-ct}.$$

□

We need the following matrix Bernstein inequality.

Lemma 13. [17, Theorem 6.2] *Suppose $\{X_i\}_{i=1}^m$ are $n \times n$ symmetric independent random matrices,*

$$\mathbb{E}[X_i] = 0, \quad \mathbb{E}[X_i^k] \leq \frac{k!}{2} \cdot R^{k-2} A_i^2, \quad \sigma_A^2 := \left\| \sum_i A_i^2 \right\|.$$

Then for all $t \geq 0$, we have

$$\mathbb{P} \left[\lambda_{\max} \left(\sum_i X_i \right) \geq t \right] \leq n \cdot \exp \left(\frac{-t^2/2}{\sigma_A^2 + Rt} \right).$$

Next, we prove Theorem 3.

Proof of Theorem 3. Similar to (15), we have

$$\begin{aligned}
\left\| \widehat{X}_{\text{lin}} - X \right\|_{\Delta_r^\circ} &\leq \left\| U \left(\frac{1}{m} \sum_{i=1}^m \bar{a}_i y_i \bar{b}_i^T - Q \right) V^T \right\|_{\Delta_r^\circ} + \left\| \widetilde{U} \left(\frac{1}{m} \sum_{i=1}^m \bar{a}_i y_i \bar{b}_i^T \right) \widetilde{V}^T \right\|_{\Delta_r^\circ} \\
&\quad + \left\| U \left(\frac{1}{m} \sum_{i=1}^m \bar{a}_i y_i \bar{b}_i^T \right) \widetilde{V}^T \right\|_{\Delta_r^\circ} + \left\| \widetilde{U} \left(\frac{1}{m} \sum_{i=1}^m \bar{a}_i y_i \bar{b}_i^T \right) V^T \right\|_{\Delta_r^\circ} \\
&=: T_1 + T_2 + T_3 + T_4.
\end{aligned} \tag{18}$$

Similar to (16), $\mathbb{E}[T_1] \leq \sqrt{\frac{r^2 \sigma_{y|a,b}^2 + \sigma^2}{m}}$.

Suppose $u_i \sim N(0, I_{n_1})$, $v_i \sim N(0, I_{n_2})$, $\{u_i\}_{i=1}^m$, $\{v_i\}_{i=1}^m$, and $\{y_i\}_{i=1}^m$, $\{\bar{a}_i\}_{i=1}^m$, $\{\bar{b}_i\}_{i=1}^m$ are independent. Replacing $\widetilde{U} \bar{a}_i$, $\widetilde{V} \bar{b}_i$ in T_2 by u_i , v_i , by Lemmas 9 and 11,

$$\mathbb{E}[T_2] \leq \mathbb{E} \left[\left\| \frac{1}{m} \sum_{i=1}^m u_i y_i v_i^T \right\|_{\Delta_r^\circ} \right] \leq \frac{\sqrt{2r}}{m} \mathbb{E} \left[\left\| \sum_{i=1}^m u_i y_i v_i^T \right\| \right]. \tag{19}$$

We give the following concentration of measure bound on the spectral norm in (19),

$$\begin{aligned}
&\mathbb{P} \left[\left\| \sum_{i=1}^m u_i y_i v_i^T \right\| \geq t^2 \sqrt{(n_1 + n_2)m} \cdot \log m \right] \\
&\leq \mathbb{P} \left[\left\| \sum_{i=1}^m u_i y_i v_i^T \right\| \geq t^2 \sqrt{(n_1 + n_2)m} \cdot \log m, \max_i |y_i| \leq t \log m \right] + \mathbb{P} \left[\max_i |y_i| > t \log m \right] \\
&\leq (n_1 + n_2) \cdot \exp \left(\frac{-t^4}{2t^2 + 6t^3} \right) + Cm^{1-ct}.
\end{aligned} \tag{20}$$

The bounds on the first and second terms follow from Lemmas 13 and 12, respectively. The derivation for the first bound can be found in Appendix 6.7. By (20),

$$\mathbb{P} \left[\left\| \sum_{i=1}^m u_i y_i v_i^T \right\| \geq t^2 \sqrt{(n_1 + n_2)m} \cdot \log m \right] \leq \begin{cases} 1, & \text{if } t \leq 8 \log(n_1 + n_2), \\ (n_1 + n_2) \cdot \exp \left(\frac{-t}{8} \right) + 2Cm^{1-ct}, & \text{if } t > 8 \log(n_1 + n_2). \end{cases}$$

Hence

$$\begin{aligned}
\mathbb{E} \left[\left\| \sum_{i=1}^m u_i y_i v_i^T \right\| \right] &= \int_0^\infty \mathbb{P} \left[\left\| \sum_{i=1}^m u_i y_i v_i^T \right\| \geq x \right] dx \\
&\leq \sqrt{(n_1 + n_2)m} \cdot \log m \cdot \left(64 \log^2(n_1 + n_2) + 128 \log(n_1 + n_2) + 128 \right. \\
&\quad \left. + \frac{16C \log(n_1 + n_2)}{c \log m \cdot m^{8c \log(n_1 + n_2) - 1}} + \frac{2C}{c^2 \log^2 m \cdot m^{8c \log(n_1 + n_2) - 1}} \right) \\
&\leq 256(C + 2) \sqrt{(n_1 + n_2)m} \cdot \log m \cdot \log^2(n_1 + n_2).
\end{aligned}$$

The derivation is tedious but elementary, in which the assumptions $c > \frac{1}{8 \log(n_1 + n_2)}$ and $m > n_1 + n_2$ are invoked. By (19),

$$\mathbb{E}[T_2] \leq \frac{\sqrt{2r}}{m} \mathbb{E} \left[\left\| \sum_{i=1}^m u_i y_i v_i^T \right\| \right] \leq 256\sqrt{2}(C + 2) \sqrt{\frac{(n_1 + n_2)r \log^2 m \log^4(n_1 + n_2)}{m}}$$

It is easy to obtain bounds on the expectations of T_3 and T_4 .

$$\begin{aligned}
\mathbb{E}[T_3] &\leq \mathbb{E} \left[\left\| \frac{1}{m} \sum_{i=1}^m U \bar{a}_i y_i v_i^T \right\|_{\Delta_r^c} \right] \leq \frac{1}{m} \mathbb{E} \left[\left\| \sum_{i=1}^m (\bar{a}_i y_i) v_i^T \right\|_{\mathbb{F}} \right] \\
&\leq \frac{1}{m} \sqrt{\mathbb{E} \left[\left\| \sum_{i=1}^m (\bar{a}_i y_i) v_i^T \right\|_{\mathbb{F}}^2 \right]} \\
&\leq \frac{1}{m} \sqrt{m \mathbb{E} \left[\|\bar{a}_i y_i\|_2^2 \right] \mathbb{E} \left[\|v_i\|_2^2 \right]} \\
&\leq \sqrt{\frac{n_2 (r \sigma_{y|a,b}^2 + \tau_1^2)}{m}}, \\
\mathbb{E}[T_4] &\leq \sqrt{\frac{n_1 (r \sigma_{y|a,b}^2 + \tau_2^2)}{m}}.
\end{aligned} \tag{21}$$

By Lemma 6 and (18), we have

$$\begin{aligned}
\mathbb{E} \left[\left\| \widehat{U} \widehat{\Sigma} \widehat{V}^T - X \right\|_{\mathbb{F}} \right] &\leq 2 \mathbb{E} \left[\left\| \widehat{X}_{\text{lin}} - X \right\|_{\Delta_r^c} \right] \leq 2 \mathbb{E}[T_1] + 2 \mathbb{E}[T_2] + 2 \mathbb{E}[T_3] + 2 \mathbb{E}[T_4] \\
&\leq 2 \sqrt{\frac{r^2 \sigma_{y|a,b}^2 + \sigma^2}{m}} + 512 \sqrt{2} (C+2) \sqrt{\frac{(n_1 + n_2) r \log^2 m \log^4 (n_1 + n_2)}{m}} \\
&\quad + 2 \sqrt{\frac{n_2 (r \sigma_{y|a,b}^2 + \tau_1^2)}{m}} + 2 \sqrt{\frac{n_1 (r \sigma_{y|a,b}^2 + \tau_2^2)}{m}}.
\end{aligned}$$

□

6.7 Spectral Norm Bound

In this section, we prove the first bound in (20). We have

$$\begin{aligned}
&\mathbb{P} \left[\left\| \sum_{i=1}^m u_i y_i v_i^T \right\| \geq t^2 \sqrt{(n_1 + n_2) m} \cdot \log m, \max_i |y_i| \leq t \log m \mid \{y_i\}_{i=1}^m \right] \\
&= \mathbb{P} \left[\left\| \sum_{i=1}^m u_i y_i v_i^T \right\| \geq t^2 \sqrt{(n_1 + n_2) m} \cdot \log m \mid \{y_i\}_{i=1}^m \right] \cdot \mathbf{1} \left(\max_i |y_i| \leq t \log m \right) \\
&\leq (n_1 + n_2) \cdot \exp \left(\frac{-t^4 (n_1 + n_2) m \log^2 m / 2}{t^2 (n_1 + n_2) m \log^2 m + e t^3 (n_1 + n_2) m \log^2 m} \right) \\
&\leq (n_1 + n_2) \cdot \exp \left(\frac{-t^4}{2t^2 + 6t^3} \right),
\end{aligned} \tag{22}$$

Next, we show how (22) follows from the matrix Bernstein inequality in Lemma 13. The rest of the derivation is conditioned on $\{y_i\}_{i=1}^m$ that satisfy $\max_i |y_i| \leq t \log m$, hence $\sum_i y_i^2 \leq t^2 m (\log m)^2$. Define $(n_1 + n_2) \times (n_1 + n_2)$ matrices ($i = 1, 2, \dots, m$):

$$X_i = \begin{bmatrix} 0 & u_i y_i v_i^T \\ v_i y_i u_i^T & 0 \end{bmatrix}.$$

They satisfy

$$\begin{aligned}
\lambda_{\max} \left(\sum_i X_i \right) &= \left\| \sum_i u_i y_i v_i^T \right\|, \\
\mathbb{E}[X_i] &= 0, \quad \mathbb{E}[X_i^k] = 0, \quad \text{if } k \text{ is odd,}
\end{aligned}$$

$$\begin{aligned}\mathbb{E}[X_i^k] &= y_i^k (n_1 + 2) \cdots (n_1 + k - 2)(n_2 + 2) \cdots (n_2 + k - 2) \begin{bmatrix} n_2 I_{n_1} & 0 \\ 0 & n_1 I_{n_2} \end{bmatrix} \\ &\leq \frac{k!}{2} \left[e(n_1 + n_2) \max_i |y_i| \right]^{k-2} \begin{bmatrix} y_i^2 n_2 I_{n_1} & 0 \\ 0 & y_i^2 n_1 I_{n_2} \end{bmatrix}, \quad \text{if } k \text{ is even.}\end{aligned}$$

Let $R = e(n_1 + n_2) \max_i |y_i| \leq et(n_1 + n_2) \log m \leq et\sqrt{(n_1 + n_2)m} \cdot \log m$,

$$A_i^2 = \begin{bmatrix} y_i^2 n_2 I_{n_1} & 0 \\ 0 & y_i^2 n_1 I_{n_2} \end{bmatrix},$$

and $\sigma_A^2 = \sum_i y_i^2 \max\{n_1, n_2\} \leq t^2(n_1 + n_2)m(\log m)^2$. Then (22) follows from Lemma 13.

6.8 Mildness of the Light-tailed Measurement Condition

In this section, we demonstrate that this condition holds under reasonably mild assumptions on $f(\cdot, \cdot)$ and $y - \mu$. To this end, we review a known fact: a probability distribution is light-tailed if its moment generating function is finite at some point. This is made more precise in Proposition 1, which follows trivially from Chernoff bound.

Proposition 1. *Let $M_y(t) = \mathbb{E}[e^{ty}]$ denote the moment generating function of a random variable y . Then y is a light-tailed random variable, if*

- *there exist $t_1 > 0$ and $t_2 < 0$ such that $M_y(t_1) < \infty$ and $M_y(t_2) < \infty$.*
- *$y \geq 0$ almost surely, and there exists $t_1 > 0$ such that $M_y(t_1) < \infty$.*
- *$y \leq 0$ almost surely, and there exists $t_2 < 0$ such that $M_y(t_2) < \infty$.*

In the context of this paper, we have the following corollary:

Corollary 4. *Suppose $f(\bar{a}, \bar{b})$ satisfies $|f(\bar{a}, \bar{b})| \leq \max\{C_1, C_2 (\|\bar{a}\|_2^2 + \|\bar{b}\|_2^2)\}$ for some $C_1, C_2 > 0$, and $y - \mu = y - f(\bar{a}, \bar{b})$ is a light-tailed random variable. Then y is a light-tailed random variable.*

Proof. Since $\mathbb{P}[|y| \geq t] \leq \mathbb{P}[|\mu| \geq t/2] + \mathbb{P}[|y - \mu| \geq t/2]$, and $y - \mu$ is light-tailed, it is sufficient to show that μ is light-tailed. The moment generating function of μ is

$$\begin{aligned}M_\mu(t) &= \mathbb{E}[e^{tf(\bar{a}, \bar{b})}] \leq \mathbb{E}[e^{|t| \cdot |f(\bar{a}, \bar{b})|}] \leq e^{C_1 |t|} \mathbb{E}\left[e^{C_2 |t| (\|\bar{a}\|_2^2 + \|\bar{b}\|_2^2)}\right] \\ &= \frac{e^{C_1 |t|}}{(2\pi)^r} \int_{\bar{b}} \int_{\bar{a}} e^{(C_2 |t| - \frac{1}{2})(\|\bar{a}\|_2^2 + \|\bar{b}\|_2^2)} d\bar{a} d\bar{b},\end{aligned}$$

which is finite for $|t| < \frac{1}{2C_2}$. By Proposition 1, μ is light-tailed. Thus the proof is complete. \square