

Attention-Based Convolutional Neural Network for Machine Comprehension

Wenpeng Yin, Sebastian Ebert, Hinrich Schütze
University of Munich, Germany
wenpeng, ebert@cis.lmu.de

Abstract

Understanding open-domain text is one of the primary challenges in natural language processing (NLP). Machine comprehension benchmarks evaluate the system’s ability to understand text based on the text content only. In this work, we investigate machine comprehension on MCTest, a question answering (QA) benchmark. Prior work is mainly based on feature engineering approaches. We come up with a neural network framework, named hierarchical attention-based convolutional neural network (HABCNN), to address this task without any manually designed features. Specifically, we explore HABCNN for this task by two routes, one is through traditional joint modeling of document, question and answer, one is through textual entailment. HABCNN employs an attention mechanism to detect key phrases, key sentences and key snippets that are relevant to answering the question. Experiments show that HABCNN outperforms prior deep learning approaches by a big margin.

1 Introduction

Endowing machines with the ability to understand natural language is a long-standing goal in NLP and holds the promise of revolutionizing the way in which people interact with machines and retrieve information. Richardson et al. [2013] proposed the task of machine comprehension, along with MCTest, a question answering dataset for evaluation. The ability of the machine to understand text is evaluated by posing a series of questions, where the answer to each question can be found only in the associated text. Solutions typically focus on some semantic interpretation of the text, possibly with some form of probabilistic or logic inference, to answer the question. Despite intensive recent work [Weston et al., 2014; Weston et al., 2015; Hermann et al., 2015; Sachan et al., 2015], the problem is far from solved.

Machine comprehension is an open-domain question-answering problem which contains factoid questions, but the answers can be derived by extraction or induction of key clues. Figure 1 shows one example in MCTest. Each example consists of one document, four associated questions; each question is followed by four answer candidates in which

The road to Grandpa’s house was long and winding. [...] Jimmy liked to collect insects on the way to his Grandpa’s house, so had picked the longer path. As he went along, Jimmy found more and more insects to add to his jar. [...]. Finally, Jimmy arrived at Grandpa’s house and knocked. Grandpa answered the door with a smile and welcomed Jimmy inside. They sat by the fire and talked about the insects. They watched the lightning bugs light up as night came.

1: multiple: Why did Grandpa answer the door?

- A) Because he saw the insects
- B) Because Jimmy was walking
- *C) Because Jimmy knocked
- D) Because the trip took a long time

2: one: Where do Jimmy and his Grandpa sit?

- A) On insects
- B) Outside
- *C) By the fire
- D) On the path

Figure 1: One example with 2 out of 4 questions in the MCTest. “*” marks correct answer.

only one is correct. Questions in MCTest have two categories: “one” and “multiple”. The label means *one* or *multiple* sentences from the document are required to answer this question. To correctly answer the first question in the example, the two blue sentences are required; for the second question instead, only the red sentence can help. The following observations hold for the whole MCTest. (i) Most of the sentences in the document are irrelevant for a given question. It hints that we need to pay attention to just some key regions. (ii) The answer candidates can be flexible text in length and abstraction level, and probably do not appear in the document. For example, candidate B for the second question is “outside”, which is one word and does not exist in the document, while the answer candidates for the first question are longer texts with some auxiliary words like “Because” in the text. This requires our system to handle flexible texts via *extraction* as well as *abstraction*. (iii) Some questions require multiple sentences to infer the answer, and those vital sentences mostly appear close to each other (we call them *snippet*). Hence, our system should be able to make a choice or compromise between potential single-sentence clue and snippet clue.

Prior work on this task is mostly based on feature engineering. This work, instead, takes the lead in presenting a deep neural network based approach without any linguistic features involved.

Concretely, we propose HABCNN, a hierarchical attention-based convolutional neural network, to address this task in two roadmaps. In the first one, we project the docu-

ment in two different ways, one based on question-attention, one based on answer-attention and then compare the two projected document representations to determine whether the answer matches the question. In the second one, every question-answer pair is reformatted into a statement, then the whole task is treated through textual entailment.

In both roadmaps, convolutional neural network (CNN) is explored to model all types of text. As human beings usually do for such a QA task, our model is expected to be able to detect the key snippets, key sentences, and key words or phrases in the document. In order to detect those informative parts required by questions, we explore an attention mechanism to model the document so that its representation contains required information intensively. In practice, instead of imitating human beings in QA task top-down, our system models the document bottom-up, through accumulating the most relevant information from word level to snippet level.

Our approach is novel in three aspects. (i) A document is modeled by a hierarchical CNN for different granularity, from word to sentence level, then from sentence to snippet level. The reason of choosing a CNN rather than other sequence models like recurrent neural network [Mikolov *et al.*, 2010], long short-term memory unit (LSTM [Hochreiter and Schmidhuber, 1997]), gated recurrent unit (GRU [Cho *et al.*, 2014]) etc, is that we argue CNNs are more suitable to detect the key sentences within documents and key phrases within sentences. Considering again the second question in Figure 1, the original sentence “They sat by the fire and talked about he insects” has more information than required, i.e, we do not need to know “they talked about the insects”. Sequence modeling neural networks usually model the sentence meaning by accumulating the whole sequence. CNNs, with convolution-pooling steps, are supposed to detect some prominent features no matter where the features come from. (ii) In the example in Figure 1, apparently not all sentences are required given a question, and usually different snippets are required by different questions. Hence, the same document should have different representations based on what the question is. To this end, attentions are incorporated into the hierarchical CNN to guide the learning of dynamic document representations which closely match the information requirements by questions. (iii) Document representations at sentence and snippet levels both are informative for the question, a highway network is developed to combine them, enabling our system to make a flexible tradeoff.

Overall, we make three contributions. (i) We present a hierarchical attention-based CNN system “HABCNN”. It is, to our knowledge, the first deep learning based system for this MCTest task. (ii) Prior document modeling systems based on deep neural networks mostly generate generic representation, this work is the first to incorporate attention so that document representation is biased towards the question requirement. (iii) Our HABCNN systems outperform other deep learning competitors by big margins.

2 Related Work

Existing systems for MCTest task are mostly based on manually engineered features. Representative work includes

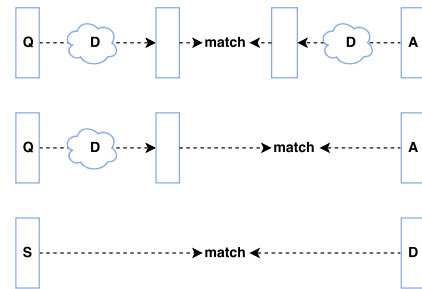


Figure 2: Illustrations of HABCNN-QAP (top), HABCNN-QP (middle) and HABCNN-TE (bottom). Q, A, S: question, answer, statement; D: document

[Narasimhan and Barzilay, 2015; Sachan *et al.*, 2015; Wang and McAllester, 2015; Smith *et al.*, 2015]. In these works, a common route is first to define a regularized loss function based on assumed feature vectors, then the effort focuses on designing effective features based on various rules. Even though these researches are groundbreaking for this task, their flexibility and their capacity for generalization are limited.

Deep learning based approaches appeal to increasing interest in analogous tasks. Weston *et al.*, [2014] introduce memory networks for factoid QA. Memory network framework is extended in [Weston *et al.*, 2015; Kumar *et al.*, 2015] for Facebook bAbI dataset. Peng *et al.* [2015]’s Neural Reasoner infers over multiple supporting facts to generate an entity answer for a given question and it is also tested on bAbI. All of these works deal with some short texts with simple-grammar, aiming to *generate* an answer which is restricted to be one word denoting a location, a person etc.

Some works also tried over other kinds of QA tasks. For example, Iyyer *et al.*, [2014] present QANTA, a recursive neural network, to infer an entity based on its description text. This task is basically a matching between description and entity, no explicit question exist. Another difference with us lies in that all the sentences in the entity description actually contain partial information about the entity, hence a description is supposed to have only one representation. However in our task, the modeling of document should be dynamically changed according to the question analysis. Hermann *et al.*, [2015] incorporate attention mechanism into LSTM for a QA task over news text. Still, their work does NOT handle some complex question types like “Why...”, they merely aim to find the entity from the document to fill the slot in the query so that the completed query is true based on the document. Nevertheless, it inspires us to treat our task as a textual entailment problem by first reformatting question-answer pairs into statements.

Some other deep learning systems are developed for answer selection task [Yu *et al.*, 2014; Yang *et al.*, 2015; Severyn and Moschitti, 2015; Shen *et al.*, 2015; Wang *et al.*, 2010]. Differently, this kind of question answering task does not involve document comprehension. They only try to match the question and answer candidate without any background information. Instead, we treat machine comprehension in this work as a question-answer matching problem under background guidance.

Overall, for open-domain MCTest machine comprehension task, this work is the first to resort to deep neural networks.

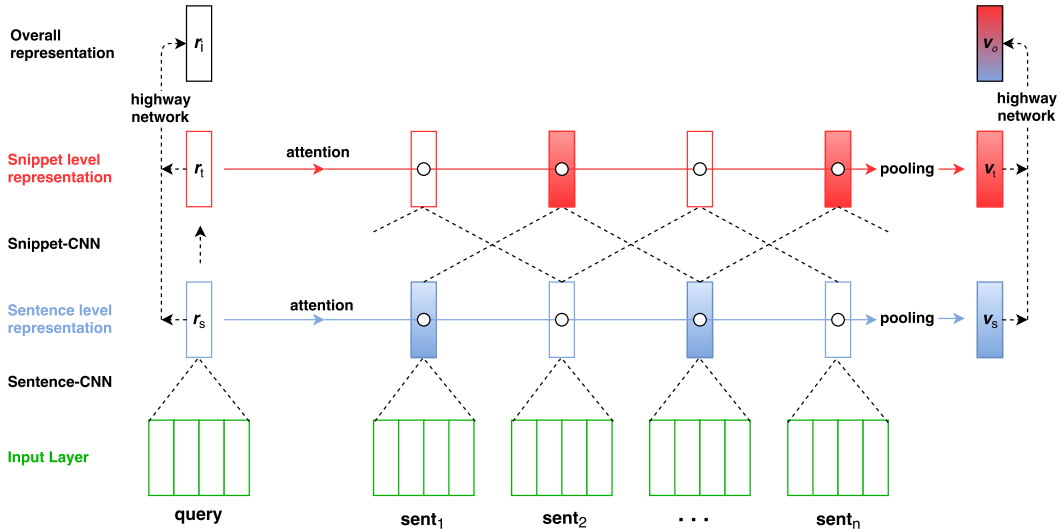


Figure 3: HABCNN. Feature maps for phrase representations \mathbf{p}_i and the max pooling steps that create sentence representations out of phrase representations are omitted for simplification. Each snippet covers three sentences in snippet-CNN. Symbols \circ mean cosine similarity calculation.

3 Model

We investigate this task by three approaches, illustrated in Figure 2. (i) We can compute two different document (D) representations in a common space, one based on question (Q) attention, one based on answer (A) attention, and compare them. This architecture we name HABCNN-QAP. (ii) We compute a representation of D based on Q attention (as before), but now we compare it directly with a representation of A. We name this architecture HABCNN-QP. (iii) We treat this QA task as textual entailment (TE), first reformatting Q-A pair into a statement (S), then matching S and D directly. This architecture we name HABCNN-TE. All three approaches are implemented in the common framework HABCNN.

3.1 HABCNN

Recall that we use the abbreviations A (answer), Q (question), S (statement), D (document). HABCNN performs representation learning for triple (Q, A, D) in HABCNN-QP and HABCNN-QAP, for tuple (S, D) in HABCNN-TE. For convenience, we use “query” to refer to Q, A, or S uniformly. HABCNN, depicted in Figure 3, has the following phases.

Input Layer. The input is (query,D). Query is two individual sentences (for Q, A) or one single sentence (for S), D is a sequence of sentences. Words are initialized by d -dimensional pre-trained word embeddings. As a result, each sentence is represented as a feature map with dimensionality of $d \times s$ (s is sentence length). In Figure 3, each sentence in the input layer is depicted by a rectangle with multiple columns.

Sentence-CNN. Sentence-CNN is used for sentence representation learning from word level. Given a sentence of length s with a word sequence: v_1, v_2, \dots, v_s , let vector $\mathbf{c}_i \in \mathbb{R}^{wd}$ be the concatenated embeddings of w words v_{i-w+1}, \dots, v_i where w is the filter width, d is the dimensionality of word representations and $0 < i < s + w$. Embeddings for words v_i , $i < 1$ and $i > s$, are zero padding. We then generate the representation $\mathbf{p}_i \in \mathbb{R}^{d_1}$ for the phrase

v_{i-w+1}, \dots, v_i using the convolution weights $\mathbf{W} \in \mathbb{R}^{d_1 \times wd}$:

$$\mathbf{p}_i = \tanh(\mathbf{W} \cdot \mathbf{c}_i + \mathbf{b}) \quad (1)$$

where bias $\mathbf{b} \in \mathbb{R}^{d_1}$. d_1 is called “kernel size” in CNN.

Note that the sentence-CNNs for query and all document sentences share the same weights, so that the resulting sentence representations are comparable.

Sentence-Level Representation. The sentence-CNN generates a new feature map (omitted in Figure 3) for each input sentence, one column in the feature map denotes a phrase representation (i.e., \mathbf{p}_i in Equation (1)).

For the query and each sentence of D, we do *element-wise 1-max-pooling* (“max-pooling” for short) [Collobert and Weston, 2008] over phrase representations to form their representations at this level.

We now treat D as a set of “vital” sentences and “noise” sentences. We propose *attention-pooling* to learn the sentence-level representation of D as follows: first identify vital sentences by computing attention for each D’s sentence as the cosine similarity between the its representation and the query representation, then select the k highest-attention sentences to do max-pooling over them. Taking Figure 3 as an example, based on the output of sentence-CNN layer, $k = 2$ important sentences with blue color are combined by max-pooling as the sentence-level representation \mathbf{v}_s of D; the other – white-color – sentence representations are neglected as they have low attentions. (If $k = all$, attention-pooling returns to the common max-pooling in [Collobert and Weston, 2008].) When the query is (Q,A), this step will be repeated, once for Q, once for A, to compute representations of D at the sentence level that are biased with respect to Q and A, respectively.

Snippet-CNN. As the example in Figure 1 shows, to answer the first question “why did Grandpa answer the door?”, it does not suffice to compare this question only to the sentence “Grandpa answered the door with a smile and welcomed Jimmy inside”; instead, the snippet “Finally, Jimmy arrived at Grandpa’s house and knocked. Grandpa answered

the door with a smile and welcomed Jimmy inside” should be used to compare. To this end, it is necessary to stack another CNN layer, *snippet-CNN*, to learn representations of snippets, i.e., units of one or more sentences. Thus, the basic units input to snippet-CNN (resp. sentence-CNN) are sentences (resp. words) and the output is representations of snippets (resp. sentences).

Concretely, snippet-CNN puts all sentence representations in column sequence as a feature map and conducts another convolution operation over it. With filter width w , this step generates representation of snippet with w consecutive sentences. Similarly, we use the same CNN to learn higher-abstraction query representations (just treating query as a document with only one sentence, so that the higher-abstraction query representation is in the same space with corresponding snippet representations).

Snippet-Level Representation. For the output of snippet-CNN, each representation is more abstract and denotes bigger granularity. We apply the same attention-pooling process to snippet level representations: attention values are computed as cosine similarities between query and snippets and the snippets with the k largest attentions are retained. Max-pooling over the k selected snippet representations then creates the snippet-level representation \mathbf{v}_t of D. Two selected snippets are shown as red in Figure 3.

Overall Representation. Based on convolution layers at two different granularity, we have derived query-biased representations of D at sentence level (i.e., \mathbf{v}_s) as well as snippet level (i.e., \mathbf{v}_t). In order to create a flexible choice for open Q/A, we develop a highway network [Srivastava *et al.*, 2015] to combine the two levels of representations as an overall representation \mathbf{v}_o of D:

$$\mathbf{v}_o = (1 - \mathbf{h}) \odot \mathbf{v}_s + \mathbf{h} \odot \mathbf{v}_t \quad (2)$$

where highway network weights \mathbf{h} are learned by

$$\mathbf{h} = \sigma(\mathbf{W}_h \mathbf{v}_s + \mathbf{b}) \quad (3)$$

where $\mathbf{W}_h \in \mathbb{R}^{d_1 \times d_1}$. With the same highway network, we can generate the overall query representation, \mathbf{r}_i in Figure 3, by combining the two representations of the query at sentence and snippet levels.

3.2 HABCNN-QP & HABCNN-QAP

HABCNN-QP/QAP computes the representation of D as a projection of D, either based on attention from Q or based on attention from A. We hope that these two projections of the document are close for a correct A and less close for an incorrect A. As we said in related work, machine comprehension can be viewed as an answer selection task *using the document D as critical background information*. Here, HABCNN-QP/QAP do not compare Q and A directly, but they use Q and A to filter the document differently, extracting what is critical for the Q/A match by attention-pooling. Then they match the two document representations in the new space.

For ease of exposition, we have used the symbol \mathbf{v}_o so far, but in HABCNN-QP/QAP we compute two different document representations: \mathbf{v}_{oq} , for which attention is computed with respect to Q; and \mathbf{v}_{oa} for which attention is computed

with respect to A. \mathbf{r}_i also has two versions, one for Q: \mathbf{r}_{iq} , one for A: \mathbf{r}_{ia} .

HABCNN-QP and HABCNN-QAP make different use of \mathbf{v}_{oq} . HABCNN-QP compares \mathbf{v}_{oq} with answer representation \mathbf{r}_{ia} . HABCNN-QAP compares \mathbf{v}_{oq} with \mathbf{v}_{oa} . HABCNN-QAP projects D twice, once based on attention from Q, once based on attention from A and compares the two projected representations, shown in Figure 2 (top). HABCNN-QP only utilizes the Q-based projection of D and then compares the projected document with the answer representation, shown in Figure 2 (middle).

3.3 HABCNN-TE

HABCNN-TE treats machine comprehension as *textual entailment*. We use the statements that are provided as part of MCTest. Each statement corresponds to a question-answer pair; e.g., the Q/A pair “Why did Grandpa answer the door?” / “Because he saw the insects” (Figure 1) is reformatted into the statement “Grandpa answered the door because he saw the insects”. The question answering task is then cast as: “does the document entail the statement?”

For HABCNN-TE, shown in Figure 2 (bottom), the input for Figure 3 is the pair (S,D). HABCNN-TE tries to match the S’s representation \mathbf{r}_i with the D’s representation \mathbf{v}_o .

4 Experiments

4.1 Dataset

MCTest¹ has two subsets. MCTest-160 is a set of 160 items, each consisting of a document, four questions followed by one correct answer and three incorrect answers (split into 70 train, 30 dev and 60 test) and MCTest-500 a set of 500 items (split into 300 train, 50 dev and 150 test).

4.2 Training Setup and Tricks

Our training objective is to minimize the following ranking loss function:

$$L(d, a^+, a^-) = \max(0, \alpha + S(d, a^-) - S(d, a^+)) \quad (4)$$

where $S(\cdot, \cdot)$ is a matching score between two representation vectors. Cosine similarity is used throughout. α is a constant.

For this common ranking loss, we also have two styles to utilize the data in view of each positive answer is accompanied with three negative answers. One is treating $(d, a^+, a_1^-, a_2^-, a_3^-)$ as a training example, then our loss function can have three “max()” terms, each for a positive-negative pair; the other one is treating (d, a^+, a_i^-) as an individual training example. In practice, we find the second way works better. We conjecture that the second way has more training examples, and positive answers are repeatedly used to balance the amounts of positive and negative answers.

Multitask learning: Question typing is commonly used and proved to be very helpful in QA tasks [Sachan *et al.*, 2015]. Inspired, we stack a logistic regression layer over question representation \mathbf{r}_{iq} , with the purpose that this sub-task can favor the parameter tuning of the whole system, and

¹<http://reqquery.microsoft.com/mct>

k	lr	d_1	bs	w	L_2	α
[1,3]	0.05	[90, 90]	1	[2,2]	0.0065	0.2

Table 1: Hyperparameters. k : top- k in attention-pooling for both CNN layers; lr: learning rate; d_1 : kernel size in CNN layers; bs: mini-batch size; w : filter width; L_2 : L_2 normalization; α : constant in loss function.

finally the question is better recognized and is able to find the answer more accurately.

To be specific, we classify questions into 12 classes: “how”, “how much”, “how many”, “what”, “who”, “where”, “which”, “when”, “whose”, “why”, “will” and “other”. The question label is created by querying for the label keyword in the question. If more than one keyword appears in a question, we adopt the one appearing earlier and the more specific one (e.g., “how much”, not “how”). In case there is no match, the class “other” is assigned.

We train with AdaGrad [Duchi *et al.*, 2011] and use 50-dimensional GloVe [Pennington *et al.*, 2014] to initialize word representations,² kept fixed during training. Table 1 gives hyperparameter values, tuned on dev.

We consider two evaluation metrics: *accuracy* (proportion of questions correctly answered) and $NDCG_4$ [Järvelin and Kekäläinen, 2002]. Unlike accuracy which evaluates if the question is correctly answered or not, $NDCG_4$, being a measure of ranking quality, evaluates the position of the correct answer in our predicted ranking.

4.3 Baseline Systems

This work focuses on the comparison with systems about distributed representation learning and deep learning:

Addition. Directly compare question and answers without considering the D. Sentence representations are computed by element-wise addition over word representations.

Addition-proj. First compute sentence representations for Q, A and all D sentences as the same way as *Addition*, then match the two sentences in D which have highest similarity with Q and A respectively.

NR. The Neural Reasoner [Peng *et al.*, 2015] has an encoding layer, multiple reasoning layers and a final answer layer. The input for the encoding layer is a question and the sentences of the document (called facts); each sentence is encoded by a GRU into a vector. In each reasoning layer, NR lets the question representation interact with each fact representation as reasoning process. Finally, all temporary reasoning clues are pooled as answer representation.

AR. The Attentive Reader [Hermann *et al.*, 2015] is implemented by modeling the whole D as a word sequence – without specific sentence / snippet representations – using an LSTM. Attention mechanism is implemented at word representation level.

Overall, baselines Addition and Addition-proj do not involve complex composition and inference. NR and AR represent the top-performing deep neural networks in QA tasks.

²<http://nlp.stanford.edu/projects/glove/>

4.4 HABCNN Variants

In addition to the main architectures described above, we also explore two variants of ABCNN, inspired by [Peng *et al.*, 2015] and [Hermann *et al.*, 2015], respectively.

Variant-I: As RNNs are widely recognized as a competitor of CNNs in sentence modeling, similar with [Peng *et al.*, 2015], we replace the sentence-CNN in Figure 3 by a GRU while keeping other parts unchanged.

Variant-II: How to model attention at the granularity of *words* was shown in [Hermann *et al.*, 2015]; see their paper for details. We develop their attention idea and model attention at the granularity of *sentence and snippet*. Our attention gives different weights to sentences/snippets (not words), then computes the document representation as a weighted average of all sentence/snippet representations.

4.5 Results

Table 2 lists the performance of baselines, HABCNN-TE variants, HABCNN systems in the first, second and last block, respectively (we only report variants for top-performing HABCNN-TE). Consistently, our HABCNN systems outperform all baselines, especially surpass the two competitive deep learning based systems AR and NR. The margin between our best-performing HABCNN-TE and NR is 15.6/16.5 (accuracy/NDCG) on MCTest-150 and 7.3/4.6 on MCTest-500. This demonstrates the promise of our architecture in this task.

As said before, both AR and NR systems aim to *generate* answers in entity form. Their designs might not suit this machine comprehension task, in which the answers are openly-formed based on summarizing or abstracting the clues. To be more specific, AR models D always at word level, attentions are also paid to corresponding word representations, which is applicable for entity-style answers, but is less suitable for comprehension at sentence level or even snippet level. NR contrarily models D in sentence level always, neglecting the discovering of key phrases which however compose most of answers. In addition, the attention of AR system and the question-fact interaction in NR system both bring large numbers of parameters, this potentially constrains their power in a dataset of limited size.

For Variant-I and Variant-II (second block of Table 2), we can see that both modifications do harm to the original HABCNN-TE performance. The first variant, i.e, replacing the sentence-CNN in Figure 3 as GRU module is not helpful for this task. We suspect that this lies in the fundamental function of CNN and GRU. The CNN models a sentence without caring about the global word order information, and max-pooling is supposed to extract the features of key phrases in the sentence no matter where the phrases are located. This property should be useful for answer detection, as answers are usually formed by discovering some key phrases, not all words in a sentence should be considered. However, a GRU models a sentence by reading the words sequentially, the importance of phrases is less determined by the question requirement. The second variant, using a more complicated attention scheme to model biased D representations than simple cosine similarity based attention used in our model, is less effective to detect truly informative sentences or snippet. We

method		MCTest-150						MCTest-500					
		acc			NDCG ₄			acc			NDCG ₄		
		one	mul	all	one	mul	all	one	mul	all	one	mul	all
Baselines	Addition	39.3	32.4	35.7	60.4	50.3	54.6	35.7	30.2	32.9	56.6	55.2	55.8
	Addition-proj	42.1	38.7	40.3	65.3	61.3	63.2	39.4	36.7	38.0	63.3	60.1	61.7
	AR	48.1	44.7	46.3	70.5	68.9	69.6	44.4	39.5	41.9	66.7	64.2	65.4
	NR	48.4	46.8	47.6	70.7	68.2	69.7	45.7	45.6	45.6	71.9	69.5	70.6
Variant-I		50.4	47.7	49.0	73.9	71.2	72.5	45.4	42.1	43.7	68.8	64.5	66.6
Variant-II		53.6	51.0	52.2	74.6	70.1	72.3	47.1	46.0	46.5	70.2	63.8	66.9
HABCNN-QP		57.9	53.7	55.7	80.4	80.0	80.2	53.7	46.7	50.1	75.4	72.7	74.0
HABCNN-QAP		59.0	57.9	58.4	81.5	79.9	80.6	54.0	47.2	50.6	75.7	72.6	74.1
HABCNN-TE		63.3	62.9	63.1	86.6	85.9	86.2	54.2	51.7	52.9	76.1	74.4	75.2

Table 2: Experimental results for one-sentence (one), multiple-sentence (mul) and all cases.

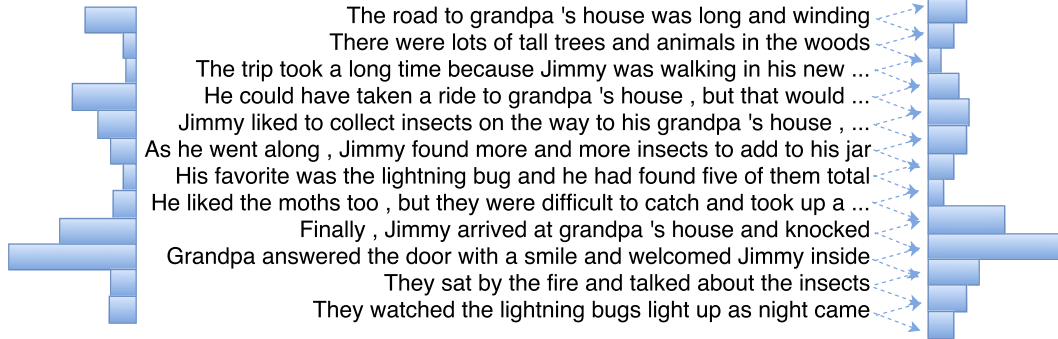


Figure 4: Attention visualization for statement “Grandpa answered the door because Jimmy knocked” in the example Figure 1. Too long sentences are truncated with “. . .”. Left is attention weights for each single sentence after the sentence-CNN, right is attention weights for each snippet (two consecutive sentences as filter width $w = 2$ in Table 1) after the snippet-CNN.

doubt such kind of attention scheme when used in sentence sequences of large size. In training, the attention weights after softmax normalization have actually small difference across sentences, this means the system can not distinguish key sentences from noise sentences effectively. Our cosine similarity based attention-pooling, though pretty simple, is able to filter noise sentences more effectively, as we only pick top- k pivotal sentences to form D representation finally. This trick makes the system simple while effective.

4.6 Case Study and Error Analysis

In Figure 4, we visualize the attention distribution at sentence level as well as snippet level for the statement “Grandpa answered the door because Jimmy knocked” whose corresponding question requires multiple sentences to answer. From its left part, we can see that “Grandpa answered the door with a smile and welcomed Jimmy inside” has the highest attention weight. This meets the intuition that this sentence has semantic overlap with the statement. And yet this sentence does not contain the answer. Look further the right part, in which the CNN layer over sentence-level representations is supposed to extract high-level features of snippets. In this level, the highest attention weight is cast to the best snippet “Finally, Jimmy arrived...knocked. Grandpa answered the door...”. And the neighboring snippets also get relatively higher attentions than other regions. Recall that our system chooses the one sentence with top attention at left part and choose top-3 snippets at right part (referring to k value in Table 1) to form D representations at different granularity, then uses a high-

way network to combine both representations as an overall D representation. This visualization hints that our architecture provides a good way for a question to compromise key information from different granularity.

We also do some preliminary error analysis. One big obstacle for our systems is the “how many” questions. For example, for question “how many rooms did I say I checked?” and the answer candidates are four digits “5,4,3,2” which never appear in the D, but require the counting of some locations. However, these digital answers can not be modeled well by distributed representations so far. In addition, digital answers also appear for “what” questions, like “what time did...”. Another big limitation lies in “why” questions. This question type requires complex inference and long-distance dependencies. We observed that all deep learning systems, including the two baselines, suffered somewhat from it.

5 Conclusion

This work takes the lead in presenting a CNN based neural network system for open-domain machine comprehension task. Our systems tried to solve this task in a document projection way as well as a textual entailment way. The latter one demonstrates slightly better performance. Overall, our architecture, modeling dynamic document representation by attention scheme from sentence level to snippet level, shows promising results in this task. In the future, more fine-grained representation learning approaches are expected to model complex answer types and question types.

References

- [Cho *et al.*, 2014] Kyunghyun Cho, Bart Van Merriënboer, Caglar Gulcehre, Dzmitry Bahdanau, Fethi Bougares, Holger Schwenk, and Yoshua Bengio. Learning phrase representations using rnn encoder-decoder for statistical machine translation. In *Proceedings of EMNLP*, pages 1724–1734, 2014.
- [Collobert and Weston, 2008] Ronan Collobert and Jason Weston. A unified architecture for natural language processing: Deep neural networks with multitask learning. In *Proceedings of ICML*, pages 160–167, 2008.
- [Duchi *et al.*, 2011] John Duchi, Elad Hazan, and Yoram Singer. Adaptive subgradient methods for online learning and stochastic optimization. *The Journal of Machine Learning Research*, 12:2121–2159, 2011.
- [Hermann *et al.*, 2015] Karl Moritz Hermann, Tomas Kocisky, Edward Grefenstette, Lasse Espeholt, Will Kay, Mustafa Suleyman, and Phil Blunsom. Teaching machines to read and comprehend. In *Proceedings of NIPS*, pages 1684–1692, 2015.
- [Hochreiter and Schmidhuber, 1997] Sepp Hochreiter and Jürgen Schmidhuber. Long short-term memory. *Neural computation*, 9(8):1735–1780, 1997.
- [Iyyer *et al.*, 2014] Mohit Iyyer, Jordan Boyd-Graber, Leonardo Claudino, Richard Socher, and Hal Daumé III. A neural network for factoid question answering over paragraphs. In *Proceedings of EMNLP*, pages 633–644, 2014.
- [Järvelin and Kekäläinen, 2002] Kalervo Järvelin and Jaana Kekäläinen. Cumulated gain-based evaluation of ir techniques. *ACM Transactions on Information Systems (TOIS)*, 20(4):422–446, 2002.
- [Kumar *et al.*, 2015] Ankit Kumar, Ozan Irsoy, Jonathan Su, James Bradbury, Robert English, Brian Pierce, Peter Ondruska, Ishaan Gulrajani, and Richard Socher. Ask me anything: Dynamic memory networks for natural language processing. *arXiv preprint arXiv:1506.07285*, 2015.
- [Mikolov *et al.*, 2010] Tomas Mikolov, Martin Karafiát, Lukas Burget, Jan Cernocký, and Sanjeev Khudanpur. Recurrent neural network based language model. In *Proceedings of INTERSPEECH*, pages 1045–1048, 2010.
- [Narasimhan and Barzilay, 2015] Karthik Narasimhan and Regina Barzilay. Machine comprehension with discourse relations. In *Proceedings of ACL*, pages 1253–1262, 2015.
- [Peng *et al.*, 2015] Baolin Peng, Zhengdong Lu, Hang Li, and Kam-Fai Wong. Towards neural network-based reasoning. *CoRR*, abs/1508.05508, 2015.
- [Pennington *et al.*, 2014] Jeffrey Pennington, Richard Socher, and Christopher D Manning. Glove: Global vectors for word representation. *Proceedings of EMNLP*, 12:1532–1543, 2014.
- [Richardson *et al.*, 2013] Matthew Richardson, Christopher JC Burges, and Erin Renshaw. Mctest: A challenge dataset for the open-domain machine comprehension of text. In *Proceedings of EMNLP*, volume 1, pages 193–203, 2013.
- [Sachan *et al.*, 2015] Mrinmaya Sachan, Avinava Dubey, Eric P Xing, and Matthew Richardson. Learning answer-entailing structures for machine comprehension. In *Proceedings of ACL*, pages 239–249, 2015.
- [Severyn and Moschitti, 2015] Aliaksei Severyn and Alessandro Moschitti. Learning to rank short text pairs with convolutional deep neural networks. In *Proceedings of SIGIR*, pages 373–382, 2015.
- [Shen *et al.*, 2015] Yikang Shen, Wenge Rong, Zhiwei Sun, Yuanxin Ouyang, and Zhang Xiong. Question/answer matching for cqa system via combining lexical and sequential information. In *Proceedings of AACL*, pages 275–281, 2015.
- [Smith *et al.*, 2015] Ellery Smith, Nicola Greco, Matko Bosnjak, and Andreas Vlachos. A strong lexical matching method for the machine comprehension test. In *Proceedings of EMNLP*, pages 1693–1698, 2015.
- [Srivastava *et al.*, 2015] Rupesh K Srivastava, Klaus Greff, and Jürgen Schmidhuber. Training very deep networks. In *NIPS*, pages 2368–2376, 2015.
- [Wang and McAllester, 2015] Hai Wang and Mohit Bansal Kevin Gimpel David McAllester. Machine comprehension with syntax, frames, and semantics. In *Proceedings of ACL, Volume 2: Short Papers*, pages 700–706, 2015.
- [Wang *et al.*, 2010] Baoxun Wang, Xiaolong Wang, Chengjie Sun, Bingquan Liu, and Lin Sun. Modeling semantic relevance for question-answer pairs in web social communities. In *Proceedings of ACL*, pages 1230–1238, 2010.
- [Weston *et al.*, 2014] Jason Weston, Sumit Chopra, and Antoine Bordes. Memory networks. In *Proceedings of ICLR*, 2014.
- [Weston *et al.*, 2015] Jason Weston, Antoine Bordes, Sumit Chopra, and Tomas Mikolov. Towards ai-complete question answering: a set of prerequisite toy tasks. *arXiv preprint arXiv:1502.05698*, 2015.
- [Yang *et al.*, 2015] Yi Yang, Wen-tau Yih, and Christopher Meek. Wikiqa: A challenge dataset for open-domain question answering. In *Proceedings of EMNLP*, pages 2013–2018, 2015.
- [Yu *et al.*, 2014] Lei Yu, Karl Moritz Hermann, Phil Blunsom, and Stephen Pulman. Deep learning for answer sentence selection. In *ICLR workshop*, 2014.