

Achieving Budget-optimality with Adaptive Schemes in Crowdsourcing

Ashish Khetan* and Sewoong Oh†

Abstract

Adaptive schemes, where tasks are assigned based on the data collected thus far, are widely used in practical crowdsourcing systems to efficiently allocate the budget. However, existing theoretical analyses of crowdsourcing systems suggest that the gain of adaptive task assignments is minimal. To bridge this gap, we investigate this question under a strictly more general probabilistic model, which has been recently introduced to model practical crowdsourcing datasets. Under this generalized Dawid-Skene model, we characterize the fundamental trade-off between budget and accuracy. We introduce a novel adaptive scheme that matches this fundamental limit. A given budget is allocated over multiple rounds. In each round, a subset of tasks with high enough confidence are classified, and increasing budget is allocated on remaining ones that are potentially more difficult. On each round, decisions are made based on the leading eigenvector of (weighted) non-backtracking operator corresponding to the bipartite assignment graph. We further quantify the gain of adaptivity, by comparing the tradeoff with the one for non-adaptive schemes, and confirm that the gain is significant and can be made arbitrarily large depending on the distribution of the difficulty level of the tasks at hand.

1 Introduction

Crowdsourcing platforms provide labor markets in which pieces of micro-tasks are electronically distributed to a pool of workers. In typical crowdsourcing scenarios, such as those on Amazon’s Mechanical Turk, a requester posts a collection of tasks, and a batch is picked up by any worker who is willing to complete it. The worker is subsequently rewarded for each task he/she completes. However, some workers are spammers trying to make easy money. Moreover, since the reward is small and tasks are tedious, errors are common even among those who try. To correct for the errors, a common approach is to introduce redundancy by assigning each task to multiple workers and aggregating their responses using some schemes such as majority voting.

A fundamental problem of interest is how to maximize the accuracy of thus inferred solutions, while using as small number of repetitions as possible. There are two challenges in achieving such an optimal tradeoff between accuracy and the budget: (a) we need a scheme for deciding which tasks to assign to which workers; and (b) at the same time infer the true solutions from their responses.

Since the workers are fleeting, the requester has no control over who gets to work on which tasks. It is impossible to make a trust relationship with the workers. In particular, it does not make sense to explore reliable workers, and exploit them in subsequent steps. Each arriving worker is completely new and you may never get him back. Nevertheless, by comparing responses from multiple workers, we can estimate the true answer to the task, and use it in subsequent steps to learn the reliability of the workers. Our beliefs on the true answers as well as the difficulty of the tasks and the reliability of the workers can be iteratively refined, and one can potentially choose to assign more workers to the more difficult tasks. We would like to understand such intricate interplay of task assignment and inference.

Setup. We have m binary classification tasks to be completed by workers. We assume a recent generalization of the Dawid-Skene model introduced in [32] to model the responses, which captures the heterogeneity in the tasks as well as the workers. Precisely, each new arriving worker is parametrized by a quality parameter $p_j \in [0, 1]$ (for the j -th arriving worker), which is i.i.d. according to some prior distribution \mathcal{P} . Each task is parametrized by a difficulty

*Department of Industrial and Enterprise Systems Engineering, University of Illinois at Urbana-Champaign, email: khetan2@illinois.edu

†Department of Industrial and Enterprise Systems Engineering, University of Illinois at Urbana-Champaign, email: swoh@illinois.edu

parameter $q_i \in [0, 1]$ (for the i -th task), which is drawn i.i.d. according to some prior distribution \mathcal{G} . When a worker j is assigned a task i , the task is perceived as a positive task with probability q_i , and as a negative task otherwise. Hence, if q_i is close to a half then it is confusing and difficult to correctly classify, and easy if close to one or zero. When task i is assigned to worker j , the response is a noisy perception of the task:

$$A_{ij} = \begin{cases} 1, & \text{w.p. } q_i p_j + \bar{q}_i \bar{p}_j, \\ -1, & \text{w.p. } \bar{q}_i p_j + q_i \bar{p}_j. \end{cases}, \quad (1)$$

where $\bar{q}_i = 1 - q_i$ and $\bar{p}_j = 1 - p_j$. Each worker is parametrized by $p_j \in [0, 1]$ representing how likely the worker is to respond as he perceives. Presented with a task that he perceives as positive, a worker labels it as positive with probability p_j , and otherwise makes a mistake and gives the opposite label. Hence, if p_j is close to one then he tells the truth (in his opinion) and if it is close to half he gives random answers. If it is zero, he is also reliable, in the sense that a requester who can correctly decode his reliability can extract the truths exactly.

The q_i 's capture the heterogeneous difficulty of the tasks. We define the ground truth of a task as what the majority of the workers agree on, had we asked all the workers. Accordingly, we assume that $\mathbb{E}_{\mathcal{F}}[p_j] > 1/2$ and the true labels are defined as

$$t_i = \mathbb{I}_{\{q_i > (1/2)\}} - \mathbb{I}_{\{q_i < (1/2)\}}. \quad (2)$$

Otherwise, we do not impose any condition on the distribution of p_j 's. However, we assume q_i 's are discrete random variables with support at K points. Our results do not directly depend on this support size K , and therefore K can be made arbitrarily large. Note that we focus on only binary tasks with two types of classes, and also the workers are assumed to be symmetric, i.e. the error probability does not depend on the perceived label of the task. The original Dawid-Skene model introduced in [6] and analyzed in [15] is a special case, when all tasks are equally easy, i.e. q_i 's are either one or zero. This makes inference easier as all tasks are perceived their true class; the only source of error is in workers' noisy responses. Let p and q represent the vector of all the p_j 's and q_i 's respectively. Our analysis holds for any deterministic sequence of m -dimensional $p^{(m)} \in [0, 1]^m$ and n -dimensional $q \in [0, 1]^n$ indexed by the dimensions $m \in \mathbb{Z}_+$ and $n \in \mathbb{Z}_+$, but for notational convenience we assume p_j 's and q_i 's are drawn i.i.d. according to some distribution.

Given this mixture of easy and hard tasks, and also reliable and noisy workers, we want to correctly classify the tasks from the collected responses conveniently represented by a matrix $A \in \{0, \pm 1\}^{m \times n}$. We assume the following task assignment scenario to model practical crowdsourcing systems. It is a discrete time system, where at the beginning of each time step the requester can create a batch of tasks. This batch is picked up by a new arriving worker, and his/her responses are collected. To model real-world constraints we assume there is a limit on how many tasks a single worker can complete, which we denote by r . The requester (also called task master) has no control over who is arriving next, but he has control over which of the m tasks are to be solved by the next arriving worker. This allows for adaptive task assignment schemes, where the requester can choose to include those tasks that he is most uncertain about based on all the history of responses collected thus far.

In practical crowdsourcing systems, the task requester has some control over the task assignment, as long as it is done in an online-fashion and does not require reusing any particular worker. We consider both a *non-adaptive scenario*, in which all the questions are asked simultaneously and all the responses are collected simultaneously, and an *adaptive scenario* in which the taskmaster may adaptively choose which tasks to assign to the next arriving worker based on all the previous answers collected thus far. However, we emphasize that the workers are fleeting and cannot be reused based on their response; in particular, we cannot explore reliable workers and exploit them, using techniques similar to multi-armed bandits.

We consider all randomized task assignment schemes, whose expected number of assignment per task is ℓ , and all inference algorithms. We study the minimax rate when the nature chooses the worst case priors \mathcal{F} and \mathcal{G} (from a family of priors parametrized by average worker reliability σ^2 and average task difficulty λ defined in (3)), and we choose the best possible adaptive task assignment together with the best possible inference algorithm. We further propose a novel adaptive approach that achieves this minimax rate up to a constant factor. Our approach is different from existing adaptive schemes in [11], and a detailed comparison is provided in Section 6.

Related work. Existing work on crowdsourcing systems study the standard Dawid-Skene (DS) model [6], where all tasks are equally difficult and hence $q_i \in \{0, 1\}$ for all tasks. Several inference algorithms have been proposed [6, 26, 12, 25, 10, 13, 19, 33, 18, 30, 5, 14, 23, 2, 3], and the question of task assignment is addressed in [15],

where the minimax rate on the probability of error is characterized and a matching task assignment scheme and an inference algorithm are proposed. Perhaps surprisingly, for the standard DS model, a *non-adaptive task assignment* scheme achieves the fundamental limit. Namely, given m tasks and a total budget for $m\ell$ responses, the requester first constructs a bipartite task-assignment graph with m task nodes, $n = m\ell/r$ worker nodes, and edges drawn uniformly at random with degree ℓ for the task nodes and r for the worker nodes. Then, j -th arriving worker is assigned a batch of r tasks that are adjacent to the j -th worker node. Together with an inference algorithm explained in detail in Section 2, this achieves a near-optimal performance. Namely, to achieve an average probability of error ε , it is sufficient to have total budget $O((m/\sigma^2) \log(1/\varepsilon))$, where $\sigma^2 = \mathbb{E}_{\mathcal{F}}[(2p_j - 1)^2]$ is the quality of the workers defined in (3). Perhaps surprisingly, no adaptive assignment can improve upon it. Even the best adaptive scheme and the best inference algorithm still requires $\Omega((m/\sigma^2) \log(1/\varepsilon))$ total budget. Hence, there is no gain in adaptivity. This negative result relies crucially in the fact that under the standard DS model, all tasks are inherently equally difficult. Hence, adaptively assigning more workers to relatively more ambiguous tasks has only a marginal gain. However, simple adaptive schemes are widely used in practice, where significant gains are achieved; in real-world systems, tasks are widely heterogeneous. To capture such varying difficulties in the tasks, generalizations of the DS model were proposed in [28, 27, 32, 24] and significant improvement has been reported on inference problems for real datasets.

The generalized DS model serves as the missing piece in bridging the gap between practical gains of adaptivity and theoretical limitations of adaptivity. We investigate the fundamental question of “do adaptive task assignments improve accuracy?” under this generalized Dawid-Skene model of Eq. (1).

On the theoretical understanding of the original DS model, the dense regime has been studied first, where all workers are assigned all tasks. Spectral method was first analyzed in [10] and an EM approach followed by spectral initial step is analyzed in [30] to achieve a near-optimal performance. The minimax error rate of this problem was identified in [9] by analyzing the MAP estimator, which is computationally intractable. However, in this dense regime, all tasks are assigned a growing number of workers as the problem size increases and eventually all tasks are labelled correctly with high probability.

In this paper, we are interested in a more challenging setting where each task is assigned only a small number of workers $\ell = O(\log n)$, where n is the total number of workers used by the taskmaster. For a non-adaptive task assignment, a novel spectral algorithm based on the non-backtracking operator of the matrix A has been analyzed under the original DS model in [13], which showed that the proposed spectral approach is near-optimal. [15] showed that any non-adaptive task assignment scheme will have only marginal improvement in the error rate under DS model. Hence, there is no gain in adaptivity under the original DS model. Although the new spectral method provably achieves near-optimal performance, there is still a small but non-zero gap of a constant factor in the upper and lower bound on the required budget. This gap was closed in a recent work in [23], where belief propagation for this model is analyzed and proven to be exactly optimal under certain conditions. Precisely, it was proven that there is no algorithm that can achieve a smaller error probability than belief propagation for crowdsourcing under the DS model.

However, one of the main weakness of the model is that it does not capture how some tasks are more difficult than the others. To overcome this challenge, several practical models have been proposed recently [12, 28, 27, 32]. However, for all these generalized models, the standard inference algorithms are typically computationally intractable, and heuristics are widely used. Such ad-hoc inference algorithms can potentially significantly improve over those based on the simple Dawid-Skene model on real-world datasets. However, there is no analysis on their performance under adaptive or non-adaptive task assignment. In this work, we close this gap by providing a theoretical analysis of one of the generalizations of the DS model, namely the one proposed in [32].

Contributions. To investigate the gain of adaptivity, we first characterize the fundamental lower bound on the budget required to achieve a target accuracy. To match this fundamental limit, we introduce a novel *adaptive* task assignment scheme. Our approach consists of multiple rounds of non-adaptive schemes, and we provide sharp analyses on the performance at each round, which guides the design of the task assignment in each round adaptively using the data from previous rounds. The proposed adaptive task assignment is simple to apply in practice, and numerical simulations confirm the superiority compared to state-of-the-art non-adaptive schemes. Under a certain assumption on the choice of parameters in the algorithm, which requires a moderate access to an oracle, we can prove that the performance of the proposed adaptive scheme matches that of the fundamental limit up to a constant factor. Finally, we quantify the gain of adaptivity by proving a strictly larger lower bound on the budget required for any non-adaptive schemes. Precisely, we show that the minimax rate on the budget required to achieve a target average error rate of ε scales as $\Theta((m/\lambda\sigma^2) \log(1/\varepsilon))$. The dependence on the prior \mathcal{F} and \mathcal{G} are solely captured in σ^2 (the quality of the crowd as a whole) and λ (the quality of the tasks as a whole). We show that the fundamental tradeoff for non-adaptive schemes is

$\Theta((m/\lambda_{\min}\sigma^2)\log(1/\varepsilon))$, requiring a factor of λ/λ_{\min} larger budget for non-adaptive schemes. This factor of λ/λ_{\min} is precisely how much we gain by adaptivity, and this gain can be made arbitrarily large in the worst case distribution \mathcal{G} .

2 Main Results

The following quantities are fundamental in capturing the dependence of the minimax rate on the distribution of task difficulties and worker reliabilities:

$$\lambda \equiv \mathbb{E}_{\mathcal{G}} \left[\frac{1}{(2q_i - 1)^2} \right]^{-1}, \quad \rho^2 \equiv \mathbb{E}_{\mathcal{G}}[(2q_i - 1)^2], \quad \text{and} \quad \sigma^2 \equiv \mathbb{E}_{\mathcal{F}}[(2p_j - 1)^2]. \quad (3)$$

Let n denote the total number of workers used, and T_j denote the set of all tasks assigned to worker $j \in [n]$ and W_i denote the set of all workers assigned to task $i \in [m]$ until the adaptive task assignment scheme has terminated. We consider discrete distribution \mathcal{G} with K types of tasks of varying difficulty levels. Define effective difficulty level of each task i to be $\lambda_i \equiv (2q_i - 1)^2$, and $\lambda_{\min} = \min_{i \in [m]} \lambda_i$. A task with a small λ_i is more difficult, since q_i close to $1/2$ means the task is more ambiguous. Let δ_a denote fraction of total tasks having difficulty level λ_a for $a \in [K]$ such that $\sum_{a \in [K]} \delta_a = 1$, and $\delta_{\max} \equiv \max_{a \in [K]} \delta_a$, $\delta_{\min} \equiv \min_{a \in [K]} \delta_a$.

2.1 Fundamental limit under the adaptive scenario

We prove a lower bound on the minimax error rate: the error that is achieved by the best inference algorithm \hat{t} using the best adaptive task assignment scheme τ under a worst case worker distribution \mathcal{P} and the worst-case true answers t for the given distribution of difficulty level λ_i 's. Note that given λ_i , either $q_i = (1 + \sqrt{\lambda_i})/2$ in which case $t_i = 1$ or $q_i = (1 - \sqrt{\lambda_i})/2$ and $t_i = -1$. Let \mathcal{T}_{ℓ} be the set of all task assignment schemes that use at most $m\ell$ queries in total, and let \mathcal{P}_{σ^2} be the set of all the worker distributions such that expectation of worker quality is σ^2 , i.e. $\mathcal{P}_{\sigma^2} \equiv \{\mathcal{P} | \mathbb{E}_{\mathcal{P}}[(2p_j - 1)^2] = \sigma^2\}$. Then we can show the following lower bound on the minimax rate on the probability of error. A proof of this theorem is provided in Section 5.1.

Theorem 2.1. *When $\sigma^2 < 1$, there exists a positive constant C' such that for each task $i \in [m]$,*

$$\min_{\tau \in \mathcal{T}_{\ell}, \hat{t}} \max_{t \in \{\pm 1\}^m, \mathcal{P} \in \mathcal{P}_{\sigma^2}} \mathbb{P}[t_i \neq \hat{t}_i | \lambda_i] \geq \frac{1}{2} e^{-C' \lambda_i \sigma^2 \mathbb{E}[|W_i| | \lambda_i]}.$$

This proves a lower bound on *per task* probability of error that decays exponentially with exponent scaling as $\lambda_i \sigma^2 \mathbb{E}[|W_i| | \lambda_i]$. The easier the task (λ_i large), the more reliable the workers are (σ^2 large), and the more workers assigned to that task ($|W_i|$ large), the smaller the achievable error. To get a lower bound on the *average* probability of error, suppose we know the difficulties of the tasks and assign ℓ_a workers to tasks of difficulty λ_a . With average budget constraint $\sum_{a \in [K]} \ell_a \delta_a \leq \ell$,

$$\begin{aligned} \min_{\tau \in \mathcal{T}_{\ell}, \hat{t}} \max_{t \in \{\pm 1\}^m, \mathcal{P} \in \mathcal{P}_{\sigma^2}} \frac{1}{m} \sum_{i=1}^m \mathbb{P}[t_i \neq \hat{t}_i] &\geq \min_{\ell_a: \sum_{a \in [K]} \delta_a \ell_a = \ell} \sum_{a=1}^K \frac{1}{2} \delta_a e^{-C' \ell_a \lambda_a \sigma^2} \\ &= \frac{1}{2} e^{-C' \ell \lambda \sigma^2} \left(\sum_{a=1}^K \delta_a e^{-\lambda \sum_{a' \neq a} (\delta_{a'} / \lambda_{a'}) \log(\lambda_a / \lambda_{a'})} \right), \end{aligned} \quad (4)$$

where the equality follows from solving the optimization problem. Note that the summand in the bound does not depend upon the budget ℓ , and it is lower bounded by $\delta_{\min} > 0$. The error scales as $e^{-C' \ell \lambda \sigma^2}$, where $\lambda = 1/(\mathbb{E}[1/\lambda_i])$ as defined in (3), and captures how difficult the set of tasks are collectively. This gives a lower bound on the budget Γ required to achieve error ε ; there exists a constant C'' such that if

$$\Gamma_{\varepsilon} \leq C'' \frac{m}{\lambda \sigma^2} \log \left(\frac{\delta_{\min}}{\varepsilon} \right), \quad (5)$$

then no task assignment scheme (adaptive or not) with any inference algorithm can achieve error less than ε . Intuitively, σ^2 captures the (collective) quality of the workers as specified by \mathcal{F} and λ captures the (collective) difficulty of the

tasks as specified by \mathcal{G} . This recovers the known fundamental limit for standard DS model where all tasks have $\lambda_i = 1$ and hence $\lambda = 1$ in [15], i.e.

$$\Gamma_\varepsilon > C''' \frac{m}{\sigma^2} \log \left(\frac{1}{\varepsilon} \right).$$

2.2 Upper bound on the achievable error rate

We present an adaptive task assignment scheme and an iterative inference algorithm that asymptotically achieve an error rate of $C_1 e^{-(C_\delta/4)\ell\lambda\sigma^2}$, when m grows large and $\ell = \Theta(\log m)$ where $C_1 = \log_2(2\delta_{\max}/\delta_{\min}) \log_2(\lambda_1/\lambda_K)$. This matches the lower bound in (4) and the expected number of queries (or task-worker assignments) is bounded by $m\ell$. Comparing it to a fundamental lower bound in Theorem 2.1 establishes the near-optimality of our approach, and the sufficient condition to achieve average error ε is for the average total budget to be larger than,

$$\Gamma_\varepsilon \geq C' \frac{m}{\lambda\sigma^2} \log \left(\frac{C_1}{\varepsilon} \right). \quad (6)$$

2.2.1 Adaptive algorithm

Since difficulty level is varying across the tasks, it is intuitive to assign fewer workers to easy tasks and more workers to hard tasks. Suppose we know the difficulty levels, then optimizing the lower bound (4) over $\tilde{\ell}_i$'s, it suggests to assign $\tilde{\ell}_i \simeq \ell(\lambda/\lambda_i)$ workers to the task i with difficulty λ_i , when given a fixed budget of ℓ workers per task on average. However, the difficulty levels are not known. Non-adaptive schemes can be arbitrarily worse (see Theorem 2.4). We propose a novel approach of adaptively assigning workers in multiple rounds, refining our belief on λ_i , and making decisions on the tasks with higher confidence.

The main algorithmic component is the sub-routine in line 8-13 of Algorithm 1. For a choice of the (per task) budget ℓ_t , we collect responses according to a $(\ell_t, r_t = \ell_t)$ regular random graph on $|M|$ tasks and $|M|$ workers. The leading eigen-vector of the non-backtracking operator on this bipartite graph, weighted by the ± 1 responses reveals a noisy observation of the true class and the difficulty levels of the tasks. Let $x \in \mathbb{R}^{|M|}$ denote the top left eigenvector, computed as per Algorithm 2. Then the i -th entry x_i asymptotically converges in the large number of tasks m limit to a Gaussian random variable with mean proportional to the difficulty level $(2q_i - 1)$, with mean and variance specified in Lemma 5.1. This non-backtracking operator approach to crowdsourcing was first introduced in [13] for the standard DS model, is a single-round non-adaptive scheme, and uses a threshold of zero to classify tasks based on the sign of x_i 's. We generalize their analysis to this generalized DS model in Theorem 2.3 for finite sample regime, and further give a sharper characterization based on central limit theorem in the asymptotic regime (Lemma 5.1).

This provides us a sub-routine that reveals $(2q_i - 1)$'s we want, corrupted by additive Gaussian noise. This resembles the setting in *racing algorithms* introduced in [20] where the goal is to choose the variable (i.e. task) with largest mean (i.e. easiest) with minimal budget. However, our goal is to identify the sign of the mean of the variables (i.e. classes) with sufficient accuracy. The key idea is to classify the easier tasks first with minimal budget, and then classify the remaining more difficult tasks with more budget allocated per task. We can set a threshold $\mathcal{X}_{t,u}$ at each round, and make a permanent decision on a subset of tasks that have large x_i 's in absolute value, since those are the tasks we are most confident about in its class, i.e. $\text{sign}(2q_i - 1)$. We are now left to choose the budget ℓ_t and the threshold $\mathcal{X}_{t,u}$ for each round.

We prescribe a choice using following notations. Assume that λ_a 's are indexed such that $\lambda_1 > \lambda_2 > \dots > \lambda_K$. For simplicity, assume that $\lambda_K = \lambda_1 2^{-(T-1)}$ for some $T \in \mathbb{Z}^+ \setminus \{1\}$. Given the distribution $\{\lambda_a, \delta_a\}_{a \in [K]}$, we first bin it to get another distribution $\{\tilde{\lambda}_a, \tilde{\delta}_a\}_{a \in [T]}$ which is supported at most at T points. We take $\tilde{\lambda}_1 = \lambda_1$ and $\tilde{\lambda}_{a+1} = \tilde{\lambda}_a 2^{-1}$ for each $a \in [T-1]$. $\tilde{\delta}_a$ is the total fraction of tasks whose difficulty λ_i is smaller than $\lambda_1 2^{-(a-2)}$ and larger than $\lambda_1 2^{-(a-1)}$. Precisely, $\tilde{\delta}_a = \sum_{a' \in [K]} \delta_{a'} \mathbb{I}\{\lambda_1/2^{(a-1)} \leq \lambda_{a'} < \lambda_1/2^{(a-2)}\}$, for $a \in [T]$. The choice of 2 for the ratio of $\tilde{\lambda}_a$'s is arbitrary and can be further optimized for a given distribution of λ_i 's. For ease of notations in writing the algorithm, we re-index the binned distribution to get $\{\tilde{\lambda}_a, \tilde{\delta}_a\}_{a \in [\tilde{T}]}$, for $\tilde{T} \leq T$, such that $\tilde{\delta}_a \neq 0$ for all $a \in \tilde{T}$. Note that $\tilde{T} \leq \lceil \log_2(\lambda_1/\lambda_K) \rceil$.

We start with a set of all tasks $M = [m]$. A fraction of tasks are classified in each round and the un-classified ones are taken to the next round. At round $t \in \{1, \dots, \tilde{T}\}$, our goal is to classify sufficient fraction of those tasks in the same difficulty group $\{i \in M : \lambda_i = \lambda_t\}$ to be classified with desired level of accuracy. If ℓ_t is too low and/or threshold $\mathcal{X}_{t,u}$ too small, then misclassification rate will be too large. If ℓ_t is too large, we are wasting our budget

unnecessarily. If $\mathcal{X}_{t,u}$ is too large, not enough tasks will be classified. We choose $\ell_t = \ell C_\delta \tilde{\lambda}/\tilde{\lambda}_t$ and an appropriate $\mathcal{X}_{t,u}$ to ensure that the misclassification probability is at most $C_1 e^{-(C_\delta/4)\lambda\sigma^2\ell}$ based on the central limit theorem on the leading eigen vector (see (27)). We run this sub-routine $s_t = \max\{0, \lceil \log_2(\tilde{\delta}_t(1 + \gamma_t)/\tilde{\delta}_{t+1}\gamma_{t+1}) \rceil\}$ times to ensure that enough fraction from t -th group is classified. We make sure that the expected number of unclassified tasks is at most equal to the number of tasks in the next group, i.e., difficulty level $\lambda_i = \lambda_{t+1}$. We provide a near-optimal performance guarantee for $\gamma_t = 1$ for all $t \in [\tilde{T}]$, and γ_t provides an extra degree of freedom for practitioners to further optimize the efficiency.

Note that statistically, the fraction of the t -th group (i.e. tasks with difficulty $\tilde{\lambda}_t$) that get classified before the t -th round is very small as the threshold set in these rounds is more than their absolute mean message. Most tasks with $\tilde{\lambda}_t$ will get classified in round t . Further, the binning of the original given distribution to get $\{\lambda_a, \tilde{\delta}_a\}$ ensures that $\ell_{t+1} \geq 2\ell_t$. It ensures that the total extraneous budget spent on $\tilde{\lambda}_t$ tasks is not more than a constant times the allocated budget of those tasks, and the constant can be made one, by changing the initial choice of ℓ_1 by a constant factor.

2.2.2 Performance Guarantee

Since we are not wasting any budget on any of the tasks, with the right choice of the constant C_δ , we are guaranteed that this algorithm uses at most $m\ell$ assignments in expectation. One caveat is that, the threshold $\mathcal{X}_{t,u}$ depends on $\rho_{t,u}^2 = (1/|M|) \sum_{i \in M} \lambda_i$, which is the average difficulty of the remaining tasks. As the remaining tasks are changing over the course of the algorithm, we need to estimate this value in each sub-routine. We provide an estimator of $\rho_{t,u}^2$ in Algorithm 3 that only uses the sampled responses that are already collected. All numerical results are based on this estimator. However, analyzing the sensitivity of the performance with respect to the estimation error in $\rho_{t,u}^2$ is quite challenging, and for a theoretical analysis, we assume we have access to an oracle that provides the exact value of $\rho_{t,u}^2$, replacing Algorithm 3.

Theorem 2.2. *Suppose Algorithm 3 returns the exact value of $\rho_{t,u}^2 = (1/|M|) \sum_{i \in M} \lambda_i$. With the choice of $\gamma_a = 1$ for all $a \in [\tilde{T}]$ and $C_\delta = (4 + \lceil \log_2(2\delta_{\max}/\delta_{\min}) \rceil)^{-1}$ for any given distribution of task difficulty $\{\lambda_a, \delta_a\}_{a \in [K]}$ of m tasks and an average number of workers per task $\ell = \Theta(\log m)$, the expected number of queries made by Algorithm 1 is asymptotically bounded by $\lim_{m \rightarrow \infty} \sum_{t \in [\tilde{T}], u \in s_t} \ell_t \mathbb{E}[|M_{t,u}|]/(m\ell) \leq 1$, where $M_{t,u}$ is the number of tasks remaining at round (t, u) . Further, Algorithm 1 returns estimates $\{\hat{t}_i\}_{i \in [m]}$ that asymptotically achieves,*

$$\lim_{m \rightarrow \infty} \frac{1}{m} \sum_{i=1}^m \mathbb{P}[t_i \neq \hat{t}_i] \leq C_1 e^{-(C_\delta/4)\ell\lambda\sigma^2}, \quad (7)$$

where $C_1 = \log_2(2\delta_{\max}/\delta_{\min}) \log_2(\lambda_1/\lambda_K)$, and for $(\lambda\sigma^2)$ scaling as $1/\ell$ such that $\ell\lambda\sigma^2 = \Theta(1)$.

A proof of this theorem is provided in Section 5.2. This shows the near-optimal sufficient condition of our approach in (6). The constant C_δ can be improved by optimizing over the choice of γ_a 's by minimizing the expected number of queries that the algorithm makes.

In Figure 1, we compare performance of our algorithm with majority voting and also non-adaptive version of our Algorithm 1, where we assign to each task ℓ (the given budget) number of workers in one round and set classification threshold $\mathcal{X}_{t,u} = 0$ so as to classify all the tasks. This non-adaptive special case has been introduced for the standard DS model in [15].

We make a slight modification to Algorithm 1. In the final round, when the classification threshold is set to zero, we include all the responses collected thus far when running the message passing Algorithm 2, and not just the fresh samples collected in that round. This creates dependencies between rounds, which makes the analysis challenging. However, in practice we see improved performance and it allows us to use the given fixed budget efficiently.

We run synthetic experiments with $m = 1800$ and fix $n = 1800$ for the non-adaptive version. The crowds are generated from the spammer-hammer model with hammer probability equal to 0.3. In the left panel, we take difficulty level λ_a to be uniformly distributed over $\{1, 1/4, 1/16\}$, that gives $\lambda = 1/7$. In the right panel, we take $\lambda_a = 1$ with probability $3/4$, otherwise we take it to be $1/4$ or $1/16$ with equal probability, that gives $\lambda = 4/13$. As predicted from the theoretical analysis, our adaptive algorithm improves significantly over its non-adaptive version. In particular, for the left panel, the non-adaptive algorithm's error scaling depends on smallest λ_i that is $1/16$ while for the adaptive algorithm it scales with $\lambda = 1/7$. In the figure, it can be seen that the adaptive algorithm requires approximately $(7/16)\ell$ queries to achieve the same error as achieved by the non-adaptive one using ℓ queries. This gap widens in the

Algorithm 1 Adaptive Task Assignment and Inference Algorithm

Require: $m, \{\tilde{\lambda}_a, \tilde{\delta}_a\}_{a \in [\tilde{T}]}, \ell, C_\delta, \{\gamma_a\}_{a \in [\tilde{T}]}, \rho^2, \sigma^2, \mu = \mathbb{E}[2p_j - 1]$

Ensure: Estimate $\{\hat{t}_i\}_{i \in [m]}$

```
1:  $M \leftarrow \{1, 2, \dots, m\}, \tilde{\lambda} = \left( \sum_{a \in [\tilde{T}]} (\tilde{\delta}_a / \tilde{\lambda}_a) \right)^{-1}$ 
2: for all  $t = 1, 2, \dots, \tilde{T}$  do
3:    $\ell_t \leftarrow (\ell C_\delta \tilde{\lambda}) / \tilde{\lambda}_t, r_t \leftarrow \ell_t$ 
4:    $s_t \leftarrow \max \left\{ 0, \left\lceil \log \left( \frac{\tilde{\delta}_t(1+\gamma_t)}{\tilde{\delta}_{t+1}\gamma_{t+1}} \right) \right\rceil \right\} \mathbb{I}\{t < \tilde{T}\} + 1 \mathbb{I}\{t = \tilde{T}\}$ 
5:   for all  $u = 1, 2, \dots, s_t$  do
6:     if  $M \neq \emptyset$  then
7:        $n \leftarrow |M|, k \leftarrow \sqrt{\log |M|}$ 
8:       Draw  $E \in \{0, 1\}^{|M| \times n} \sim (\ell_t, r_t)$ -regular random graph
9:       Collect answers  $\{A_{i,j} \in \{1, -1\}\}_{(i,j) \in E}$ 
10:       $\{x_i\}_{i \in M} \leftarrow \text{Algorithm 2} [E, \{A_{i,j}\}_{(i,j) \in E}, k]$ 
11:       $\rho_{t,u}^2 \leftarrow \text{Algorithm 3} [E, \{A_{i,j}\}_{(i,j) \in E}, \ell_t, r_t]$ 
12:       $\mathcal{X}_{t,u} \leftarrow \sqrt{\tilde{\lambda}_t \mu \ell_t ((\ell_t - 1)(r_t - 1) \rho_{t,u}^2 \sigma^2)^{k-1}} \mathbb{I}\{t < \tilde{T}\} + 0 \mathbb{I}\{t = \tilde{T}\}$ 
13:       $\{\hat{t}_i = \mathbb{I}\{x_i > \mathcal{X}_{t,u}\} - \mathbb{I}\{x_i < -\mathcal{X}_{t,u}\}\}_{i \in M}, M \leftarrow \{i \in M : |x_i| \leq \mathcal{X}_{t,u}\}$ 
14:     end if
15:   end for
16: end for
```

right panel to approximately $(13/64)$ as predicted, and the adaptive algorithm achieves zero error as the number of queries increase. For a fair comparison with the non-adaptive version, we fix total budget to be $m\ell$ and assign workers in each round until the budget is exhausted. C_δ is 1 and $s_t = 1$ for $t \in \{1, 2, 3\}$.

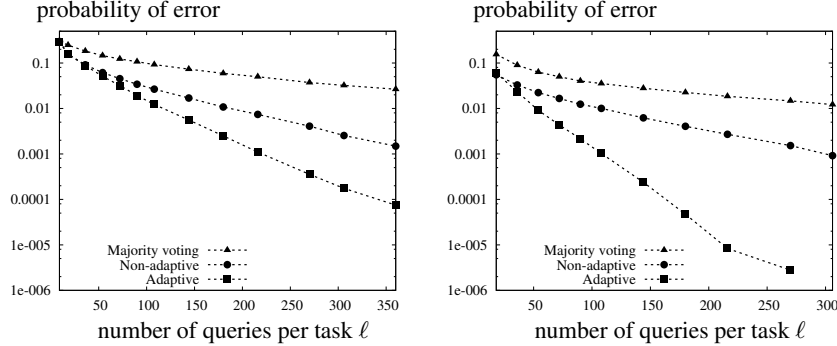


Figure 1: Algorithm 1 improves significantly over its non-adaptive version and majority voting.

2.3 Achievable error rate under the non-adaptive scenario

Consider a non-adaptive version of our approach where we apply it for one round using an (ℓ, r) random regular graph, where ℓ is the given budget. Naturally, the classification threshold is set to $\mathcal{X}_{t,u} = 0$ so as to classify all the tasks. We provide a sharp upper bound on the achieved error, that holds for all (non-asymptotic) regimes of m . Define σ_k^2 as

$$\sigma_k^2 \equiv \frac{2\sigma^2}{\mu^2 (\hat{\ell} \hat{r} (\rho^2 \sigma^2)^2)^{k-1}} + 3 \left(1 + \frac{1}{\hat{r} \rho^2 \sigma^2} \right) \frac{1 - 1/(\hat{\ell} \hat{r} (\rho^2 \sigma^2)^2)^{k-1}}{1 - 1/(\hat{\ell} \hat{r} (\rho^2 \sigma^2)^2)}. \quad (8)$$

This captures the effective variance in the sub-Gaussian tail of the messages x_i 's after k iterations of the inference algorithm (Algorithm 2), as shown in the proof of the following theorem in Section 5.4.

Algorithm 2 Message-Passing Algorithm

Require: $E \in \{0, 1\}^{|M| \times n}$, $\{A_{ij} \in \{1, -1\}\}_{(i,j) \in E}$, k_{\max}

Ensure: $\{x_i \in \mathbb{R}\}_{i \in [M]}$

```
1: for all  $(i, j) \in E$  do
2:   Initialize  $y_{j \rightarrow i}^{(0)}$  with random  $Z_{j \rightarrow i} \sim \mathcal{N}(1, 1)$ 
3: end for
4: for all  $k = 1, 2, \dots, k_{\max}$  do
5:   for all  $(i, j) \in E$  do
6:      $x_{i \rightarrow j}^{(k)} \leftarrow \sum_{j' \in W_i \setminus j} A_{ij'} y_{j' \rightarrow i}^{k-1}$ 
7:   end for
8:   for all  $(i, j) \in E$  do
9:      $y_{j \rightarrow i}^{(k)} \leftarrow \sum_{i' \in T_j \setminus i} A_{i'j} x_{i' \rightarrow j}^k$ 
10:  end for
11: end for
12: for all  $i \in [m]$  do
13:    $x_i \leftarrow \sum_{j \in W_i} A_{ij} y_{j \rightarrow i}^{k_{\max}-1}$ 
14: end for
```

Theorem 2.3. For any $\ell > 1$ and $r > 1$, suppose m tasks are assigned according to a random (ℓ, r) -regular graph drawn from the configuration model. If $\mu > 0$, $\hat{\ell}\hat{r}\rho^4\sigma^4 > 1$, and $\hat{r}\rho^2 > 1$, then for any $t \in \{\pm 1\}^m$, the estimate $\hat{t}_i = \text{sign}(x_i)$ after k iterations of Algorithm 2 achieves

$$\mathbb{P}[t_i \neq \hat{t}_i^{(k)} | \lambda_i] \leq e^{-\ell\sigma^2\lambda_i/(2\sigma_k^2)} + \frac{3\ell r}{m}(\hat{\ell}\hat{r})^{2k-2}. \quad (9)$$

Therefore, the average error rate is bounded by

$$\frac{1}{m} \sum_{i=1}^m \mathbb{P}[t_i \neq \hat{t}_i^{(k)}] \leq \mathbb{E}_{\mathcal{G}} \left[e^{\frac{-\ell\sigma^2\lambda_i}{2\sigma_k^2}} \right] + \frac{3\ell r}{m}(\hat{\ell}\hat{r})^{2k-2}. \quad (10)$$

The second term, which is the probability that the resulting (ℓ, r) regular random graph is not locally tree-like, can be made small for large m as long as $k = O(\sqrt{\log m})$ (which is the choice we make in Algorithm 1). Hence, the dominant term in the error bound is the first term. Further, when we run our algorithm for large enough numbers of iterations, σ_k^2 converges linearly to a finite limit $\sigma_\infty^2 \equiv \lim_{k \rightarrow \infty} \sigma_k^2$ such that $\sigma_\infty^2 = 3(1 + 1/(\hat{r}\rho^2\sigma^2))(\hat{\ell}\hat{r}\rho^2\sigma^2)^2/((\hat{\ell}\hat{r}\rho^2\sigma^2)^2 - 1)$, which for large enough $\hat{r}\rho^2\sigma^2$ and $\hat{\ell}\hat{r}$ is upper bounded by a constant. Hence, for a wide range of parameters, the average error in (10) is dominated by $\mathbb{E}_{\mathcal{G}}[e^{-\ell\sigma^2\lambda_i/2\sigma_k^2}] = \sum_a \delta_a e^{-C\ell\sigma^2\lambda_a}$. When all δ 's are strictly positive, the error is dominated by the difficult tasks with $\lambda_{\min} = \min_a \lambda_a$, as illustrated in Figure 2. Hence, it is sufficient to have budget $\Gamma_\varepsilon \geq C''m/(\lambda_{\min}\sigma^2) \log(1/\varepsilon)$ to achieve an average error of $\varepsilon > 0$. Such a scaling is also necessary as we show in the next section.

This is further illustrated in Figure 2. The error decays exponentially in ℓ and σ^2 as predicted, but the rate of decay crucially hinges on the difficulty level. We run synthetic experiments with $m = n = 1000$ and the crowds are generated from the spammer-hammer model where $p_j = 1$ with probability σ^2 and $1/2$ otherwise. We fix $\sigma^2 = 0.3$ and vary ℓ in the left figure and fix $\ell = 30$ and vary σ^2 in the right figure. We let q_i 's take values in $\{0.6, 0.8, 1\}$ with equal probability such that $\rho^2 = 1.4/3$. The error rate of each task grouped by their difficulty is plotted in the dashed lines, matching predicted $e^{-\Omega(\ell\sigma^2(2q_i-1)^2)}$. The average error rates in solid lines are dominated by those of the difficult tasks, which is a universal drawback for all non-adaptive schemes.

2.4 Fundamental limit under the non-adaptive scenario

Theorem 2.3 implies that it suffices to assign $\ell \geq (c/(\sigma^2\lambda_i)) \log(1/\varepsilon)$ to achieve an error smaller than ε for a task i . We show in the following theorem that this scaling is also necessary. Hence, applying one round of Algorithm 1 is near-optimal in the non-adaptive scenario compared to a minimax rate where the nature chooses the worst distribution of worker p_j 's among the set of distributions with the same σ^2 . We provide a proof of the theorem in Section 5.6.

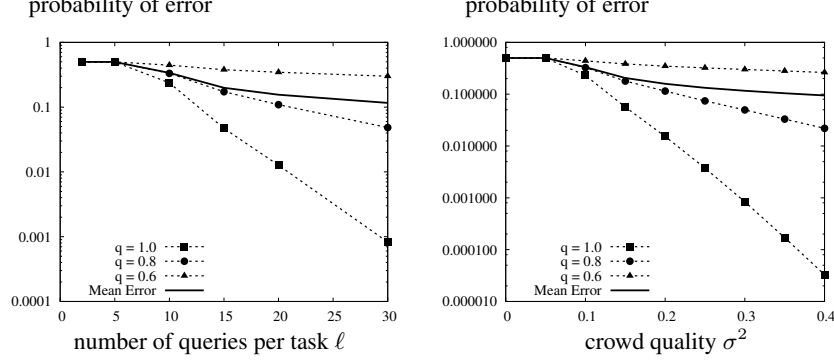


Figure 2: Non-adaptive schemes suffer as average error is dominated by difficult tasks.

Theorem 2.4. *There exists a positive constant C' and a distribution \mathcal{P} of workers with average reliability $\mathbb{E}[(2p_j - 1)^2] = \sigma^2$ s.t. when $\lambda_i < 1$, if the number of workers assigned to task i by any non-adaptive task assignment scheme is less than $(C'/(\sigma^2 \lambda_i)) \log(1/\epsilon)$, then no algorithm can achieve conditional probability of error on task i less than ϵ for any m and r .*

Since in this non-adaptive scheme, task assignments are done a priori, there are on average ℓ workers assigned to any set of tasks of the same difficulty. Hence, if the total budget is less than

$$\Gamma_\epsilon \leq C' \frac{m}{\lambda_{\min} \sigma^2} \log \frac{\delta_{\min}}{\epsilon}, \quad (11)$$

then no algorithm can achieve average error less than ϵ , where $\lambda_{\min} = \min_a \lambda_a$. Compared to the adaptive case in (5) (nearly achieved in (6)), the gain of adaptivity is a factor of λ/λ_{\min} . The RHS is negative when $\delta_{\min} < \epsilon$, and can be tightened to $C'(m/\lambda_a \sigma^2) \log(\sum_{b=1}^a \delta_b/\epsilon)$ where a is the smallest integer such that $\sum_{b=1}^a \delta_b > \epsilon$.

3 Spectral interpretation of Algorithm 2 and parameter estimation

In this section, we give a spectral analysis of the proposed algorithm, which leads to a spectral algorithm for estimating ρ^2 , to be used in the inner-loop of Algorithm 1. The message passing algorithm of Algorithm 2, is a state-of-the-art spectral method based on non-backtracking operators, first introduced for inference in [13]. A similar approach has been later applied to other inference problems, e.g. [17, 4]. This is a message passing algorithm that operates on two sets of messages: the task messages $\{x_{i \rightarrow j}\}_{(i,j) \in E}$ capturing how likely the task is to be a positive task and the worker messages $\{y_{j \rightarrow i}\}_{(i,j) \in E}$ capturing how reliable the worker is. In each round, all messages are updated as

$$x_{i \rightarrow j} = \sum_{j' \in W_i \setminus j} A_{ij'} y_{j' \rightarrow i}, \text{ and} \quad (12)$$

$$y_{j \rightarrow i} = \sum_{i' \in T_j \setminus i} A_{i'j} x_{i' \rightarrow j}. \quad (13)$$

The first is taking the weighted majority according to how reliable each worker is, and the second is updating the reliability according to how many times the worker agreed with what we believe. The precise description is given in Algorithm 2.

Perhaps a spectral interpretation of this algorithm provides a natural explanation of what it does. Precisely, we are computing the top eigenvector of a matrix known as weighted non-backtracking operator, via standard power method. Note that the above mapping is a linear mapping from the messages to the messages. This mapping, if formed into a $2m\ell \times 2m\ell$ dimensional matrix B is known as the non-backtracking operator. Precisely, for $(i, j), (i', j') \in E$,

$$B_{(i \rightarrow j), (j' \rightarrow i')} = \begin{cases} A_{i'j'} & \text{if } j = j' \text{ and } i \neq i', \\ A_{i'j'} & \text{if } j \neq j' \text{ and } i = i', \\ 0 & \text{otherwise,} \end{cases}$$

The spectrum, which is the set of eigenvalues of this square but non-symmetric matrix B illustrates when and why spectral method might work. First consider decomposing the data matrix as $A = \mathbb{E}[A] + (A - \mathbb{E}[A])$. Simple analysis shows that $\mathbb{E}[A|q, p]$, where the expectation is taken with respect to the randomness in the graph and also in the responses, is a rank one matrix with spectral norm $\|\mathbb{E}[A|q, p]\| = \sqrt{\ell r \hat{\rho}^2 \hat{\sigma}^2}$, where

$$\hat{\rho}^2 \equiv \frac{1}{m} \sum_{i=1}^m (2q_i - 1)^2, \quad \text{and} \quad \hat{\sigma}^2 \equiv \frac{1}{n} \sum_{j=1}^n (2p_j - 1)^2.$$

Also, typical random matrix analyses, such as those in [16, 14], shows that the spectral norm of the noise ($A - \mathbb{E}[A|q, p]$) is bounded by $C(\ell r)^{1/4}$ with some constant C . Hence, when $\|\mathbb{E}[A|q, p]\| > \|(A - \mathbb{E}[A|q, p])\|$, the top eigenvector of this matrix A corresponds to the true underlying signal, and we can hope to estimate the true labels from this top eigenvector. On the other hand, if $\|\mathbb{E}[A|q, p]\| < \|(A - \mathbb{E}[A|q, p])\|$, one cannot hope to recover any signal from the top eigenvector of A . This is known as the spectral barrier.

This phenomenon is more prominent in the matrix B . Similar spectral analysis can be applied to show that when we are above the spectral barrier, the top eigenvalue is real-valued and concentrated around the mean $\lambda_1(B) \simeq \sqrt{(\ell - 1)(r - 1)} \hat{\rho}^2 \hat{\sigma}^2$ and the mode of the rest of the complex valued eigenvalues are bounded within a circle of radius: $|\lambda_i(B)| \leq ((\ell - 1)(r - 1))^{1/4}$. Hence, the spectral barrier is exactly when $(\ell - 1)(r - 1) \hat{\rho}^4 \hat{\sigma}^4 = 1$, and this will play a crucial role in the performance guarantee in Theorem 2.3. Figure 3 illustrates two sides of the spectral barrier. The one on the left shows the scatter plot of the complex valued eigen values of B . Notice a pair of top eigen values at $\sqrt{0.3 \times (1.4/3) \times 14 \times 14} \simeq 5.24$ and -5.24 as predicted by the analysis. They always appear in pairs, due to the bipartite nature of the graph involved. The rest of the spurious eigenvalues are constrained within a circle of radius $(14 \times 14)^{1/4} \simeq 3.74$ as predicted. The figure on the right is when we are below the spectral barrier, since the eigenvalue corresponding to the signal is $\sqrt{0.3 \times (1.4/3) \times 4 \times 4} \simeq 1.5$ which is smaller than $(4 \times 4)^{1/4} = 2$. The relevant eigenvalue is buried under other spurious eigenvalues and does not show.

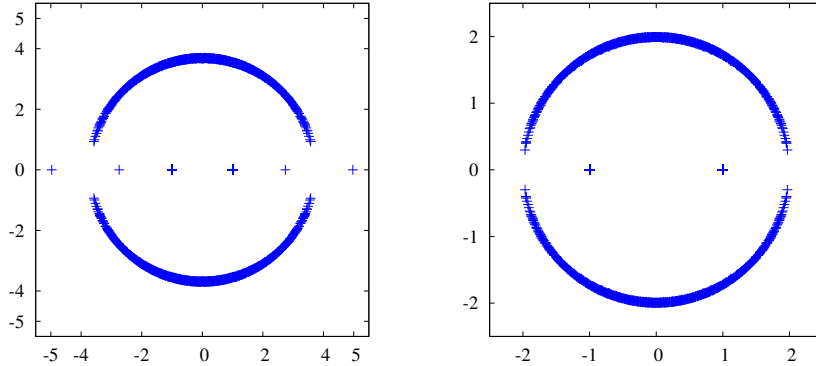


Figure 3: Scatter plot of the complex-valued eigenvalues of two realizations of non-backtracking matrix B of the model with $m = n = 300$, $\sigma^2 = 0.3$, $\rho^2 = 1.4/3$. On left for $\ell = 15$ and right for $\ell = 5$ which are above and below spectral barrier, respectively.

Among other things, this interpretation gives a estimator for the problem parameter ρ^2 , to be used in the inner-loop of Algorithm 1. Consider the data matrix \tilde{A} defined below. Again, a simple analysis shows that $\mathbb{E}[\tilde{A}|q, p]$ is a rank one matrix with $\|\mathbb{E}[\tilde{A}|q, p]\| = \sqrt{\ell r \hat{\rho}^2 \hat{\sigma}^2}$. Since the spectral norm of the noise matrix $\|\tilde{A} - \mathbb{E}[\tilde{A}|q, p]\|$ is upper bounded by $C(\ell r)^{1/4}$ for some constant C , we have $\|\tilde{A}\|/\sqrt{\ell r \sigma^2} = \sqrt{\hat{\rho}^2 \hat{\sigma}^2 / \sigma^2} + O((\ell r \hat{\rho}^4 \hat{\sigma}^4)^{-1/4})$. We know ℓ and r , and assuming we know σ , this provides a natural estimator for $\hat{\rho}^2$. Note that $\hat{\sigma}^2 = \sigma^2 + O(\log(n)/\sqrt{n})$ with high probability. The performance of this estimator is empirically evaluated, as we use this in all our numerical simulations to implement our adaptive scheme in Algorithm 1.

Algorithm 3 Parameter Estimation Algorithm

Require: $E \in \{0, 1\}^{|M| \times n}$, $\{A_{ij}\}_{(i,j) \in E}$, ℓ , r , σ^2 **Ensure:** ρ^2

- 1: Construct matrix $\tilde{A} \in \{0, \pm 1\}^{|M| \times n}$ such that

$$\tilde{A}_{i,j} = \begin{cases} A_{i,j} & , \text{ if } (i, j) \in E \\ 0 & , \text{ otherwise} \end{cases}$$

for all $i \in [|M|]$, $j \in [n]$.

- 2: Set $\sigma_1(\tilde{A})$ to be the top singular value of matrix \tilde{A}

- 3: $\rho^2 \leftarrow (\sigma_1(\tilde{A})/\sqrt{\ell r \sigma^2})^2$
-

4 Alternative inference algorithm for the generalized DS model

Our main contribution is a general framework for adaptive crowdsourcing: starting with a small-budget, classify tasks with high-confidence, and then gradually increase the budget per round, classifying remaining tasks. If we have other inference algorithms with which we can get reliable confidence level in the estimation of the task labels, we can replace Algorithm 2. In this section, we propose such a potential candidate and the computational challenges involved.

Under the original DS model, various standard methods of Expectation Maximization (EM) and Belief Propagation (BP) provide efficient inference algorithms that also work well in practice [19]. However, perhaps surprisingly, under the generalized DS model, both approaches fail to give computationally tractable inference algorithms. The reason is that both tasks and workers are parametrized by continuous variables. We propose another approach based on alternating minimization, and numerically compare the performance with the proposed Algorithm 2 in Figure 4.

We propose to maximize the posterior distribution,

$$\mathbb{P}[q, p|A] \propto \prod_{i \in [m]} \mathbb{P}_{\mathcal{G}}[q_i] \prod_{j \in [n]} \left(\mathbb{P}_{\mathcal{F}}[p_j] \prod_{i' \in W_j} \mathbb{P}[A_{i'j}|p_{i'}, q_j] \right). \quad (14)$$

Although this function is not concave, maximizing over q (or p) fixing p (or q) is simple due to the bipartite nature of the graph. Define a function $g : \{\pm 1\} \times [0, 1] \times [0, 1] \rightarrow [-\infty, 0]$ such that

$$g(A_{ij}, q_i, p_j) = \begin{cases} \log(q_i p_j + \bar{q}_i \bar{p}_j) & \text{if } A_{ij} = 1 \\ \log(\bar{q}_i p_j + q_j \bar{p}_i) & \text{if } A_{ij} = -1 \end{cases} \quad (15)$$

The logarithm of joint posterior distribution (14) is

$$\mathcal{L}(q, p|A) = \sum_{i \in [m]} \sum_{j \in W_i} g(A_{ij}, q_i, p_j) + \sum_{i \in [m]} \log(\mathbb{P}_{\mathcal{G}}[q_i]) + \sum_{j \in [n]} \log(\mathbb{P}_{\mathcal{F}}[p_j]). \quad (16)$$

With properly chosen prior distributions \mathcal{G} and \mathcal{F} , in particular Beta priors, it is easy to see that given q the log likelihood is a concave function of p and vice-versa. Further, each coordinate p_j (and q_i) can be maximized separately. We start with $q_i = |W_i^+|/(|W_i^+| + |W_i^-|)$ and perform alternating minimization on (16) with respect to q and p iteratively until convergence, where $W_i^+ = \{j \in W_i : A_{ij} = 1\}$ and $W_i^- = \{j \in W_i : A_{ij} = -1\}$.

In Figure 4, we compare our algorithm with alternating minimization and majority voting on simulated data and real data. The first plot is generated under the same settings as the first plot of Figure 2 except that here we use $n = m = 300$ and $\sigma^2 = 0.2$. It shows that our algorithm and alternating minimization performs almost the same after the spectral barrier, while the proposed Algorithm 2 fails below the spectral barrier as expected from the spectral analysis of Section 3. For the figure on the left, we choose $\sigma^2 = 0.2$, $\rho^2 = 1.4/3$. From the analyses in Section 3, we predict the spectral barrier to be at $\ell = 11$. In simulation results it is around $\ell = 14$. In the second plot, we compare all the three algorithms on real data collected from Amazon Mechanical Turk in [15]. This dataset considers binary classification tasks for comparing closeness in human perception of colors; three colors are shown in each task and the worker is asked to indicate “whether the first color is more similar to the second color or the third color.” This is asked on 50 of such color comparison tasks and 28 workers are recruited to complete all the tasks. We take the ground

truth according to which color is closer to the first color in pairwise distances in the *Lab color* space. The second plot shows probability of error of the three algorithms when number of queries per task ℓ is varied. We generated responses for different values of ℓ by uniformly sub-sampling. The alternating minimization and iterative algorithm perform similarly. However, for very small ℓ , alternating minimization outperforms the iterative algorithm.

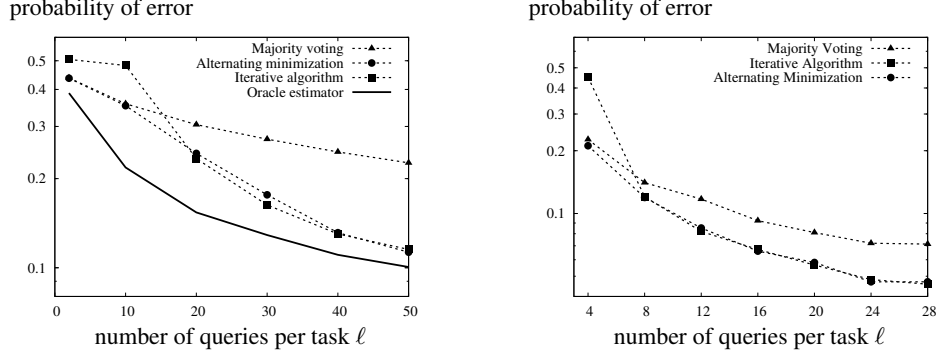


Figure 4: The iterative algorithm improves over majority voting and has similar performance as alternating minimization on both synthetic data (left) and real data from Amazon’s Mechanical Turk (right).

5 Proofs

In this section, we provide the proofs of the main technical results.

5.1 Proof of Theorem 2.1

We will show that there exists a family of worker reliability distributions \mathcal{P} such that for any adaptive task assignment scheme that assigns $\mathbb{E}[|W_i||q_i]$ workers in expectation to a task i conditioned on its difficulty q_i , the conditional probability of error of task i conditioned on q_i is lower bounded by $\exp(-C'\lambda_i\sigma^2\mathbb{E}[|W_i||q_i])$. We define the following family of distributions according to the spammer-hammer model with imperfect hammers. We assume that $\sigma^2 < a^2$ and

$$p_j = \begin{cases} 1/2, & \text{w.p. } 1 - \sigma^2/a^2, \\ 1/2(1 + a), & \text{w.p. } \sigma^2/a^2. \end{cases},$$

such that $E[(2p_j - 1)^2] = \sigma^2$. Let $\mathbb{E}[W_i|q_i]$ denote the expected number of workers conditioned on the task difficulty q_i , that the adaptive task assignment scheme assigns to the task i . We consider a labeling algorithm that has access to an oracle that knows reliability of every worker (all the p_j ’s). Focusing on a single task i , since we know who the spammers are and spammers give no information about the task, we only need the responses from the reliable workers in order to make an optimal estimate. Let \mathcal{E}_i denote the conditional error probability of the optimal estimate conditioned on the realizations of the answers $\{A_{ij}\}_{j \in W_i}$ and the worker reliability $\{p_j\}_{j \in W_i}$. We have $\mathbb{E}[\mathcal{E}_i|q_i] \equiv \mathbb{P}[t_i \neq \hat{t}_i|q_i]$. The following lower bound on the error only depends on the number of reliable workers, which we denote by ℓ_i .

Without loss of generality, let $t_i = +1$. Then, if all the reliable workers agreed on “-” answers, the maximum likelihood estimation would be “-” for this task, and vice-versa. For a fixed number of ℓ_i responses, the probability of error is minimum when all the workers agreed. Therefore, since probability that a worker gives “-” answer is $p_j(1 - q_i) + q_i(1 - p_j) = (1 - a(2q_i - 1))/2$ from (1), we have,

$$\mathbb{E}[\mathcal{E}_i|q_i, \ell_i] \geq \mathbb{E}[\mathcal{E}_i|\text{all } \ell_i \text{ reliable workers agreed, } q_i, \ell_i] \geq \frac{1}{2} \left(\frac{1 - a(2q_i - 1)}{2} \right)^{\ell_i}, \quad (17)$$

for any realizations of $\{A_{ij}\}$ and $\{p_j\}$. By convexity and Jensen’s inequality, it follows that

$$\mathbb{E}[\ell_i|q_i] \geq \frac{\log(2\mathbb{E}[\mathcal{E}_i|q_i])}{\log((1 - a(2q_i - 1))/2)}. \quad (18)$$

When we recruit $|W_i|$ workers, using Doob's Optional-Stopping Theorem [29, 10.10], conditional expectation of reliable number of workers is

$$\mathbb{E}[\ell_i | q_i] = (\sigma^2/a^2)\mathbb{E}[|W_i| | q_i]. \quad (19)$$

Therefore, from (18) and (19), we get

$$\mathbb{E}[|W_i| | q_i] \geq \frac{1}{\sigma^2} \frac{a^2}{\log((1 - a(2q_i - 1))/2)} \log(2\mathbb{E}[\mathcal{E}_i | q_i]). \quad (20)$$

Maximizing over all choices of $a \in (0, 1)$, we get,

$$\mathbb{E}[|W_i| | q_i] \geq \frac{-0.27}{\sigma^2(2q_i - 1)^2} \log(2\mathbb{E}[\mathcal{E}_i | q_i]), \quad (21)$$

for $a = 0.8/(2q_i - 1)$ which as per our assumption of $\sigma^2 < a^2$ requires that $\sigma^2(2q_i - 1)^2 < 0.64$. By changing the constant in the bound, we can ensure that the bound holds for any value of σ^2 and q_i . Theorem readily follows from Equation (21).

To verify Equation 19: Define $X_{i,k}$ for $k \in [|W_i|]$ to be a Bernoulli random variable, for a fixed $i \in [m]$ and fixed task difficulty q_i . Let $X_{i,k}$ take value one when the k -th recruited worker for task i is reliable and zero otherwise. Observe that the number of reliable workers is $\ell_i = \sum_{k=1}^{|W_i|} X_{i,k}$. From the spammer-hammer model that we have considered, $\mathbb{E}[X_{i,k} - \sigma^2/a^2] = 0$. Define $Z_{i,k} \equiv \sum_{k'=1}^k (X_{i,k'} - \sigma^2/a^2)$ for $k \in [|W_i|]$. Since $\{(X_{i,k} - \sigma^2/a^2)\}_{k \in [|W_i|]}$ are mean zero i.i.d. random variables, $\{Z_{i,k}\}_{k \in [|W_i|]}$ is a martingale with respect to the filtration $\mathcal{F}_{i,k} = \sigma(X_{i,1}, X_{i,2}, \dots, X_{i,k})$. Further, it is easy to check that the random variable $|W_i|$ for a fixed q_i is a stopping time with respect to the same filtration $\mathcal{F}_{i,k}$ and is almost surely bounded assuming the budget is finite. Therefore using Doob's Optional-Stopping Theorem [29, 10.10], we have $\mathbb{E}[Z_{i,|W_i|}] = \mathbb{E}[Z_{i,1}] = 0$. That is we have, $\mathbb{E}[X_{i,1} + X_{i,2} + \dots + X_{i,|W_i|}] = (\sigma^2/a^2)\mathbb{E}[|W_i|]$. Since this is true for any fixed task difficulty q_i , we get Equation (19).

5.2 Proof of Theorem 2.2

First we show that the messages returned by Algorithm 2 are normally distributed and identify their conditional mean and conditional variance in the following lemma. Assume the number of tasks is m , the number of workers used is n , and the task assignment is performed according to (ℓ, r) regular random graph. To simplify the notation, let $\hat{\ell} \equiv \ell - 1$, $\hat{r} \equiv r - 1$, and define $\mu \equiv \mathbb{E}[2p_j - 1]$. When ℓ and r are increasing with the problem size, the messages converge to a Gaussian distribution due to the central limit theorem. We provide a proof of this lemma in Section 5.3.

Lemma 5.1. *Suppose for $\ell = \Theta(\log m)$ and $r = \Theta(\log m)$, tasks are assigned according to (ℓ, r) -regular random graphs. In the limit $m \rightarrow \infty$, if $\mu > 0$, then after $k = \Theta(\sqrt{\log m})$ number of iterations in Algorithm 2, the conditional mean $\mu_q^{(k)}$ and the conditional variance $(\rho_q^{(k)})^2$ conditioned on the task difficulty q of the message x_i are*

$$\begin{aligned} \mu_q^{(k)} &= (2q - 1)\mu\ell(\hat{\ell}\hat{r}\rho^2\sigma^2)^{(k-1)}, \\ (\rho_q^{(k)})^2 &= \mu^2\ell(\hat{\ell}\hat{r}\rho^2\sigma^2)^{2(k-1)} \left(\rho^2 - (2q - 1)^2 + \frac{\rho^2\hat{\ell}(1 - \rho^2\sigma^2)(1 + \hat{r}\rho^2\sigma^2)(1 - (\hat{\ell}\hat{r}\rho^4\sigma^4)^{-(k-1)})}{\hat{\ell}\hat{r}\rho^4\sigma^4 - 1} \right) \\ &\quad + \ell(2 - \mu^2\rho^2)(\hat{\ell}\hat{r})^{k-1}. \end{aligned} \quad (22)$$

We will show that the probability of misclassification for any task in any round in Algorithm 1 is upper bounded by $e^{-(C_\delta/4)\ell\lambda\sigma^2}$ and the expected total number of worker assignments is at most $m\ell$ when $\{\gamma_a = 1\}_{a \in [\tilde{T}]}$. Since, there are utmost $C_1 = s_{\max}\tilde{T} = \log_2(2\delta_{\max}/\delta_{\min})\log_2(\lambda_1/\lambda_K)$ rounds, using union bound we get the desired probability of error.

Let's consider any task $i \in [m]$ having difficulty λ_i . Without loss of generality assume that $t_i = 1$ that is $q_i > 1/2$. Let us assume that the task i gets classified in the (t, u) -round, $t \in [\tilde{T}]$, $u \in [s_t]$. That is the number of workers assigned to the task i when it gets classified is $\ell_t = (\ell C_\delta \tilde{\lambda})/\tilde{\lambda}_t$ and the threshold $\mathcal{X}_{t,u}$ set in that round for classification is $\mathcal{X}_{t,u} = \sqrt{\tilde{\lambda}_t}\mu\ell_t((\ell_t - 1)(r_t - 1)\rho_{t,u}^2\sigma^2)^{k_t-1}$. From Lemma 5.1 the message x_i returned by

Algorithm 2 is Gaussian with conditional mean and conditional variance as given in (22). Therefore in the limit of m , the probability of error in task i is

$$\begin{aligned} \lim_{m \rightarrow \infty} \mathbb{P}[\hat{t}_i \neq t_i | q_i] &= \lim_{m \rightarrow \infty} \mathbb{P}[x_i < -\mathcal{X}_{t,u} | q_i] \\ &= \lim_{m \rightarrow \infty} Q\left(\frac{\mu_{q_i}^{(k)} + \mathcal{X}_{t,u}}{\rho_{q_i}^{(k)}}\right) \end{aligned} \quad (23)$$

$$\leq \lim_{m \rightarrow \infty} \exp\left(\frac{-(\mu_{q_i}^{(k)} + \mathcal{X}_{t,u})^2}{2(\rho_{q_i}^{(k)})^2}\right) \quad (24)$$

$$= \exp\left(\frac{-((2q_i - 1) + \sqrt{\tilde{\lambda}_t})^2 \ell_t \sigma^2}{2(1 - (2q_i - 1)^2 \sigma^2)}\right) \quad (25)$$

$$\leq \exp\left(\frac{-\tilde{\lambda}_t \ell_t \sigma^2}{2}\right) \quad (26)$$

$$= \exp\left(\frac{-C_\delta \tilde{\lambda} \ell \sigma^2}{2}\right) \quad (27)$$

where $Q(\cdot)$ in (23) is the tail probability of a standard Gaussian distribution, and (24) uses the Chernoff bound. (25) follows from substituting conditional mean and conditional variance from Equation (22), and using $\ell_t = \Theta(\log m)$, $k = \Theta(\sqrt{\log m})$ where m grows to infinity. (26) uses $\ell_t = (\ell C_\delta \tilde{\lambda}) / \tilde{\lambda}_t$ and (27) uses the fact that for the binned distribution $\{\tilde{\lambda}_a, \tilde{\delta}_a\}_{a \in [\tilde{T}]}$, $\tilde{\lambda} = (\sum_{a \in [\tilde{T}]} (\tilde{\delta}_a / \tilde{\lambda}_a))^{-1} \geq \lambda/2$. We have established that our approach guarantees the desired level of accuracy. We are left to show that we use utmost $m\ell$ assignments in expectation.

We upper bound the expected total number of workers used for tasks of difficulty level $\tilde{\lambda}_a$'s for each $1 \leq a \leq \tilde{T}$. Recall that our adaptive algorithm runs in \tilde{T} rounds indexed by t , where each round t further runs s_t sub-rounds. The total expected number of workers assigned to $\tilde{\delta}_a$ fraction of tasks of difficulty $\tilde{\lambda}_a$ in $t = 1$ to $t = a - 1$ rounds is upper bounded by $m\tilde{\delta}_a \sum_{t=1}^{a-1} s_t \ell_t$. The upper bound assumes the worst-case (in terms of the budget) that these tasks do not get classified in any of these rounds as the threshold \mathcal{X} set in these rounds is more than absolute value of the conditional mean message x of these tasks.

Next, in $s_{t=a}$ sub-rounds the threshold \mathcal{X} is set less than or equal to the absolute value of the conditional mean message x of these tasks, i.e. $\mathcal{X} \leq |\mu_{q_a}^{(k)}|$ for $(2q_a - 1)^2 = \tilde{\lambda}_a$. Therefore, in each of these s_a sub-rounds, probability of classification of these tasks is at least $1/2$. That is the expected total number of workers assigned to these tasks in s_a sub-rounds is upper bounded by $2m\tilde{\delta}_a \ell_a$. Further, s_a is chosen such that the fraction of these tasks remaining un-classified at the end of s_a sub-rounds is utmost same as the fraction of the tasks having difficulty $\tilde{\lambda}_{a+1}$. That is to get the upper bound, we can assume that the fraction of $\tilde{\lambda}_{a+1}$ difficulty tasks at the start of s_{a+1} sub-rounds is $2\tilde{\delta}_{a+1}$, and the fraction of $\tilde{\lambda}_a$ difficulty tasks at the start of s_{a+1} sub-rounds is zero. Further, recall that we have set $s_{\tilde{T}} = 1$ as in this round our threshold \mathcal{X} is equal to zero. Therefore, we have the following upper bound on the expected total number of worker assignments.

$$\begin{aligned} \sum_{i=1}^m \mathbb{E}[|W_i|] &\leq 2m\tilde{\delta}_1 \ell_1 + \sum_{a=2}^{\tilde{T}-1} 4m\tilde{\delta}_a \ell_a + 2m\tilde{\delta}_{\tilde{T}} \ell_{\tilde{T}} + \sum_{a=2}^{\tilde{T}} \left(m\tilde{\delta}_a \sum_{b=1}^{a-1} s_b \ell_b\right) \\ &\leq \sum_{a=1}^{\tilde{T}} 4m\tilde{\delta}_a \ell_a + s_{\max} \sum_{a=1}^{\tilde{T}} m\tilde{\delta}_a \ell_a \end{aligned} \quad (28)$$

$$\leq (4 + \lceil \log(2\delta_{\max}/\delta_{\min}) \rceil) \sum_{a=1}^{\tilde{T}} m\tilde{\delta}_a \ell_a \quad (29)$$

$$\leq (4 + \lceil \log(2\delta_{\max}/\delta_{\min}) \rceil) m\ell C_\delta \quad (30)$$

$$= m\ell, \quad (31)$$

Equation (28) uses the fact that $\ell_t = (\ell C_\delta \tilde{\lambda}) / \tilde{\lambda}_t$ where $\tilde{\lambda}_t$'s are separated apart by at least a ratio of 2 (recall the binning distribution), therefore $\sum_{t=1}^{a-1} \ell_t \leq \ell_a$. Equation (29) follows from the choice of s_t 's in the algo-

rithm. Equation (30) follows from using $\ell_t = (\ell C_\delta \tilde{\lambda}) / \tilde{\lambda}_t$ and $\tilde{\lambda} = (\sum_{a \in [\tilde{T}]} (\tilde{\delta}_a / \tilde{\lambda}_a))^{-1}$, and Equation (31) uses $C_\delta = (4 + \lceil \log(2\delta_{\max}/\delta_{\min}) \rceil)^{-1}$.

5.3 Proof of Lemma 5.1

We will prove it for a randomly chosen node \mathbf{I} , and all the analyses naturally holds for a specific i , when conditioned on q_i . In our algorithm, we perform task assignment on a random bipartite graph $\mathbf{G}([m] \cup [n], E)$ constructed according to the configuration model. Let $\mathbf{G}_{i,k}$ denote a subgraph of $\mathbf{G}([m] \cup [n], E)$ that includes all the nodes that are within k distance from the “root” i . If we run our inference algorithm for one run to estimate \hat{t}_i , we only use the responses provided by the workers who were assigned to task i . That is we are running inference algorithm only on the local neighborhood graph $\mathbf{G}_{i,1}$. Similarly, when we run our algorithm for k iterations to estimate \hat{t}_i , we perform inference only on the local subgraph $\mathbf{G}_{i,2k-1}$. Since we update both task and worker messages at each iteration, the local subgraph grows by distance two at each iteration. We use a result from [15] to show that the local neighborhood of a randomly chosen task node \mathbf{I} is a tree with high probability. Therefore, assuming that the graph is locally tree like with high probability, we can apply a technique known as *density evolution* to estimate the conditional mean and conditional variance. The next lemma shows that the local subgraph converges to a tree in probability, in the limit $m \rightarrow \infty$ for the specified choice of ℓ, r and k .

Lemma 5.2 (Lemma 5 from [15]). *For a random (ℓ, r) -regular bipartite graph generated according to the configuration model,*

$$\mathbb{P}[\mathbf{G}_{\mathbf{I},2k-1} \text{ is not a tree}] \leq ((\ell - 1)(r - 1))^{2k-2} \frac{3\ell r}{m}. \quad (32)$$

Density Evolution. Let $\{x_{i \rightarrow j}^{(k)}\}_{(i,j) \in E}$ and $\{y_{j \rightarrow i}^{(k)}\}_{(i,j) \in E}$ denote the messages at the k -th iteration of the algorithm. For an edge (i, j) chosen uniformly at random, let $\mathbf{x}_q^{(k)}$ denote the random variable corresponding to the message $x_{i \rightarrow j}^{(k)}$ conditioned on the i -th task’s difficulty being q . Similarly, let $\mathbf{y}_p^{(k)}$ denote the random variable corresponding to the message $y_{j \rightarrow i}^{(k)}$ conditioned on the j -th worker’s quality being p .

At the first iteration, the task messages are updated according to $x_{i \rightarrow j}^{(1)} = \sum_{j' \in \partial i \setminus j} A_{ij'} y_{j' \rightarrow i}^{(0)}$. Since we initialize the worker messages $\{y_{j \rightarrow i}^{(0)}\}_{(i,j) \in E}$ with independent Gaussian random variables with mean and variance both one, if we know the distribution of $A_{ij'}$ ’s, then we have the distribution of $x_{i \rightarrow j}^{(1)}$. Since, we are assuming that the local subgraph is tree-like, all $x_{i \rightarrow j}^{(1)}$ for $i \in \mathbf{G}_{\mathbf{I},2k-1}$ for any randomly chosen node \mathbf{I} are independent. Further, because of the symmetry in the construction of the random graph \mathbf{G} all messages $x_{i \rightarrow j}^{(1)}$ ’s are identically distributed. Precisely, $x_{i \rightarrow j}^{(1)}$ are distributed according to $\mathbf{x}_q^{(1)}$ defined in Equation (34). In the following, we recursively define $\mathbf{x}_q^{(k)}$ and $\mathbf{y}_p^{(k)}$ in Equations (34) and (35).

For brevity, here and after, we drop the superscript k -iteration number whenever it is clear from the context. Let $\mathbf{x}_{q,a}$ ’s and $\mathbf{y}_{p,b}$ ’s be independent random variables distributed according to \mathbf{x}_q and \mathbf{y}_p respectively. We use a and b as indices for independent random variables with the same distribution. Also, let $\mathbf{z}_{p,q,a}$ ’s and $\mathbf{z}_{p,q,b}$ ’s be independent random variables distributed according to $\mathbf{z}_{p,q}$, where

$$\mathbf{z}_{p,q} = \begin{cases} +1 & \text{w.p. } pq + (1-p)(1-q), \\ -1 & \text{w.p. } p(1-q) + (1-p)q. \end{cases} \quad (33)$$

This represents the response given by a worker conditioned on the task having difficulty q and the worker having ability p . Let \mathcal{P}_1 and \mathcal{P}_2 over $[0, 1]$ be the distributions of the tasks’ difficulty level and workers’ quality respectively. Let $q \sim \mathcal{P}_1$ and $p \sim \mathcal{P}_2$. Then q_a ’s and p_b ’s are independent random variables distributed according to q and p respectively. Further, $\mathbf{z}_{p,q_a,a}$ ’s and $\mathbf{x}_{q_a,a}$ ’s are conditionally independent conditioned on q_a ; and $\mathbf{z}_{p_b,q,b}$ ’s and $\mathbf{y}_{p_b,b}$ ’s are conditionally independent conditioned on p_b .

Let $\stackrel{d}{=}$ denote equality in distribution. Then for $k \in \{1, 2, \dots\}$, the task messages (conditioned on the latent task difficulty level q) are distributed as the sum of $\ell - 1$ incoming messages that are i.i.d. according to $\mathbf{y}_p^{(k-1)}$ and weighted by i.i.d. responses:

$$\mathbf{x}_q^{(k)} \stackrel{d}{=} \sum_{b \in [\ell-1]} \mathbf{z}_{p_b,q,b} \mathbf{y}_{p_b,b}^{(k-1)}. \quad (34)$$

Similarly, the worker messages (conditioned on the latent worker quality p) are distributed as the sum of $r-1$ incoming messages that are i.i.d. according to $\mathbf{x}_q^{(k)}$ and weighted by the i.i.d. responses:

$$\mathbf{y}_p^{(k)} \stackrel{d}{=} \sum_{a \in [r-1]} \mathbf{z}_{p,q_a,a} \mathbf{x}_{q_a,a}^{(k)}. \quad (35)$$

For the decision variable $\mathbf{x}_\mathbf{I}^{(k)}$ on a task \mathbf{I} chosen uniformly at random, we have

$$\hat{\mathbf{x}}_q^{(k)} \stackrel{d}{=} \sum_{a \in [\ell]} \mathbf{z}_{p_a,q,a} \mathbf{y}_{p_a,a}^{(k-1)}. \quad (36)$$

Mean and Variance Computation. Define $m_q^{(k)} \equiv \mathbb{E}[\mathbf{x}_q^{(k)}|q]$ and $\hat{m}_p^{(k)} \equiv \mathbb{E}[\mathbf{y}_p^{(k)}|p]$, $\nu_q^{(k)} \equiv \text{Var}(\mathbf{x}_q^{(k)}|q)$ and $\hat{\nu}_p^{(k)} \equiv \text{Var}(\mathbf{y}_p^{(k)}|p)$. Recall the notations $\mu \equiv \mathbb{E}[2p-1]$, $\rho^2 \equiv \mathbb{E}[(2q-1)^2]$, $\sigma^2 \equiv \mathbb{E}[(2p-1)^2]$, $\hat{\ell} = \ell-1$, and $\hat{r} = r-1$. Then from (34) and (35) and using $\mathbb{E}[\mathbf{z}_{p,q}] = (2p-1)(2q-1)$ we get the following:

$$m_q^{(k)} = \hat{\ell}(2q-1)\mathbb{E}_p[(2p-1)\hat{m}_p^{(k-1)}], \quad (37)$$

$$\hat{m}_p^{(k)} = \hat{r}(2p-1)\mathbb{E}_q[(2q-1)m_q^{(k)}], \quad (38)$$

$$\nu_q^{(k)} = \hat{\ell} \left\{ \mathbb{E}_p[\hat{\nu}_p^{(k-1)} + (\hat{m}_p^{(k-1)})^2] - (m_q^{(k)}/\hat{\ell})^2 \right\}, \quad (39)$$

$$\hat{\nu}_p^{(k)} = \hat{r} \left\{ \mathbb{E}_q[\nu_q^{(k)} + (m_q^{(k)})^2] - (\hat{m}_p^{(k)}/\hat{r})^2 \right\}. \quad (40)$$

Define $m^{(k)} \equiv \mathbb{E}_q[(2q-1)m_q^{(k)}]$ and $\nu^{(k)} \equiv \mathbb{E}_q[\nu_q^{(k)}]$. From (37) and (38), we have the following recursion on the first moment of the random variable $x_q^{(k)}$:

$$m_q^{(k)} = \hat{\ell}\hat{r}(2q-1)\sigma^2 m^{(k-1)}, m^{(k)} = \hat{\ell}\hat{r}\rho^2\sigma^2 m^{(k-1)}. \quad (41)$$

From (39) and (40), and using $\mathbb{E}_q[(m_q^{(k)})^2] = (m^{(k)})^2/\rho^2$ (from (41)), and $\mathbb{E}_p[(\hat{m}_p^{(k)})^2] = \hat{r}^2\sigma^2(m^{(k)})^2$ (from (38)), we get the following recursion on the second moment:

$$\nu_q^{(k)} = \hat{\ell}\hat{r}\nu^{(k-1)} + \hat{\ell}\hat{r}(m^{(k-1)})^2((1-\rho^2\sigma^2)(1+\hat{r}\rho^2\sigma^2) + \hat{r}\rho^2(\sigma^2)^2(\rho^2 - (2q-1)^2))/\rho^2, \quad (42)$$

$$\nu^{(k)} = \hat{\ell}\hat{r}\nu^{(k-1)} + \hat{\ell}\hat{r}(m^{(k-1)})^2(1-\rho^2\sigma^2)(1+\hat{r}\rho^2\sigma^2)/\rho^2. \quad (43)$$

Since $\hat{m}_p^{(0)} = 1$ as per our assumption, we have $m_q^{(1)} = \hat{\ell}\mu(2q-1)$ and $m^{(1)} = \hat{\ell}\mu\rho^2$. Therefore from (41), we have $m^{(k)} = \hat{\ell}\mu\rho^2(\hat{\ell}\hat{r}\rho^2\sigma^2)^{k-1}$ and $m_q^{(k)} = \hat{\ell}\mu(2q-1)(\hat{\ell}\hat{r}\rho^2\sigma^2)^{k-1}$. Further, since $\hat{\nu}_p^{(0)} = 1$ as per our assumption, we have $\nu_q^{(1)} = \hat{\ell}(2-\mu^2(2q-1)^2)$ and $\nu^{(1)} = \hat{\ell}(2-\mu^2\rho^2)$. This implies that $\nu^{(k)} = a\nu^{(k-1)} + bc^{k-2}$, with $a = \hat{\ell}\hat{r}$, $b = \mu^2\rho^2\hat{\ell}^3\hat{r}(1-\rho^2\sigma^2)(1+\hat{r}\rho^2\sigma^2)$ and $c = (\hat{\ell}\hat{r}\rho^2\sigma^2)^2$. After some algebra, we have that $\nu^{(k)} = \nu^{(1)}a^{k-1} + bc^{k-2}\sum_{\ell=0}^{k-2}(a/c)^\ell$. For $\hat{\ell}\hat{r}(\rho^2\sigma^2)^2 > 1$, we have $a/c < 1$ and

$$\begin{aligned} \nu_q^{(k)} &= \hat{\ell}(2-\mu^2\rho^2)(\hat{\ell}\hat{r})^{k-1} + \mu^2\hat{\ell}(\hat{\ell}\hat{r}\rho^2\sigma^2)^{2k-2}(\rho^2 - (2q-1)^2) \\ &\quad + \left(\frac{1 - 1/(\hat{\ell}\hat{r}(\rho^2\sigma^2)^2)^{k-1}}{\hat{\ell}\hat{r}\rho^4\sigma^4 - 1} \right) (1-\rho^2\sigma^2)(1+\hat{r}\rho^2\sigma^2)\mu^2\rho^2\hat{\ell}^2(\hat{\ell}\hat{r}\rho^2\sigma^2)^{2k-2}. \end{aligned} \quad (44)$$

By a similar analysis, mean and variance of the decision variable $\hat{\mathbf{x}}_q^{(k)}$ in (36) can also be computed. In particular, they are $\ell/\hat{\ell}$ times $m_q^{(k)}$ and $\nu_q^{(k)}$. Gaussianity of the messages follows due to Central limit theorem.

5.4 Proof of Theorem 2.3

The proof uses the results derived in the proof of Lemma 5.1.

Let $\hat{t}_i^{(k)}$ denote the resulting estimate of task i after running the iterative inference algorithm for k iterations. We want to compute the conditional probability of error of a task \mathbf{I} selected uniformly at random in $[m]$, conditioned on its difficulty level, i.e.,

$$\mathbb{P}[t_\mathbf{I} \neq \hat{t}_\mathbf{I}^{(k)} | q_\mathbf{I}].$$

In the following, we assume $q_{\mathbf{I}} \geq (1/2)$, i.e. the true label is $t_i = 1$. Analysis for $q_{\mathbf{I}} \leq (1/2)$ would be similar and result in the same bounds. Using the arguments given in Lemma 5.1, we have,

$$\mathbb{P}[t_{\mathbf{I}} \neq \hat{t}_{\mathbf{I}}^{(k)} | q_{\mathbf{I}}] \leq \mathbb{P}[t_{\mathbf{I}} \neq \hat{t}_{\mathbf{I}}^{(k)} | \mathbf{G}_{\mathbf{I},2k-1} \text{ is a tree, } q_{\mathbf{I}}] + \mathbb{P}[\mathbf{G}_{\mathbf{I},2k-1} \text{ is not a tree}]. \quad (45)$$

To provide an upper bound on the first term in (45), let $x_i^{(k)}$ denote the decision variable for task i after k iterations of the algorithm such that $\hat{t}_i^{(k)} = \text{sign}(x_i^{(k)})$. Then as per our assumption that $t_i = 1$, we have,

$$\mathbb{P}[t_{\mathbf{I}} \neq \hat{t}_{\mathbf{I}}^{(k)} | \mathbf{G}_{\mathbf{I},2k-1} \text{ is a tree, } q_{\mathbf{I}}] \leq \mathbb{P}[x_{\mathbf{I}}^{(k)} \leq 0 | \mathbf{G}_{\mathbf{I},2k-1} \text{ is a tree, } q_{\mathbf{I}}]. \quad (46)$$

Next, we apply ‘‘density evolution’’ [22] and provide a sharp upper bound on the probability of the decision variable $x_{\mathbf{I}}^{(k)}$ being negative in a locally tree like graph given $q_{\mathbf{I}} \geq (1/2)$. The proof technique is similar to the one introduced in [15]. Precisely, we show,

$$\mathbb{P}[x_{\mathbf{I}}^{(k)} \leq 0 | \mathbf{G}_{\mathbf{I},2k-1} \text{ is a tree, } q_{\mathbf{I}}] = \mathbb{P}[\hat{\mathbf{x}}_q^{(k)} \leq 0], \quad (47)$$

where $\hat{\mathbf{x}}_q^{(k)}$ is defined in Equations (34)-(36) using density evolution. We will prove in the following that when $\hat{\ell}\hat{r}(\rho^2\sigma^2)^2 > 1$ and $\hat{r}\rho^2 > 1$,

$$\mathbb{P}[\hat{\mathbf{x}}_q^{(k)} \leq 0] \leq e^{-\ell\sigma^2(2q_{\mathbf{I}}-1)^2/(2\sigma_k^2)}. \quad (48)$$

Theorem 2.3 follows by combining Equations (45),(32),(46) and (47).

we show that $\hat{\mathbf{x}}^{(k)}$ is sub-Gaussian with some appropriate parameter and then apply the Chernoff bound. A random variable \mathbf{x} with mean μ is said to be *sub-Gaussian* with parameter σ if for all $\lambda \in \mathbb{R}$ the following bound holds for its moment generating function:

$$\mathbb{E}[e^{\lambda\mathbf{x}}] \leq e^{\mu\lambda + (1/2)\sigma^2\lambda^2}. \quad (49)$$

Define,

$$\tilde{\sigma}_k^2 \equiv 3\hat{\ell}^3\hat{r}\mu^2\rho^2(\hat{r}\rho^2\sigma^2 + 1)(\hat{\ell}\hat{r}\rho^2\sigma^2)^{2k-4} \left(\frac{1 - 1/(\hat{\ell}\hat{r}(\rho^2\sigma^2)^2)^{k-1}}{1 - 1/(\hat{\ell}\hat{r}\rho^2\sigma^2)} \right) + 2\hat{\ell}(\hat{\ell}\hat{r})^{k-1}, \quad (50)$$

$m_k \equiv \mu\hat{\ell}(\hat{\ell}\hat{r}\rho^2\sigma^2)^{k-1}$, and $m_{k,q} \equiv (2q-1)m_k$ for $k \in \mathbb{Z}$, where $q \sim \mathcal{P}_1$. We will show that, $\mathbf{x}_q^{(k)}$ is sub-Gaussian with mean $m_{k,q}$ and parameter $\tilde{\sigma}_k^2$ for $|\lambda| \leq 1/(2m_{k-1}\hat{r}\rho^2)$, i.e.,

$$\mathbb{E}[e^{\lambda\mathbf{x}_q^{(k)}} | q] \leq e^{m_{k,q}\lambda + (1/2)\tilde{\sigma}_k^2\lambda^2}. \quad (51)$$

Analyzing the Density. Notice that the parameter $\tilde{\sigma}_k^2$ does not depend upon the random variable q . By definition of $\hat{\mathbf{x}}_q^{(k)}$, (36), we have $\mathbb{E}[e^{\lambda\hat{\mathbf{x}}_q^{(k)}} | q] = \mathbb{E}[e^{\lambda\mathbf{x}_q^{(k)}} | q]^{(\ell/\hat{\ell})}$. Therefore, it follows that $\mathbb{E}[e^{\lambda\hat{\mathbf{x}}_q^{(k)}} | q] \leq e^{(\ell/\hat{\ell})m_{k,q}\lambda + (\ell/2\hat{\ell})\tilde{\sigma}_k^2\lambda^2}$. Using the Chernoff bound with $\lambda = -m_{k,q}/(\tilde{\sigma}_k^2)$, we have

$$\mathbb{P}[\hat{\mathbf{x}}_q^{(k)} \leq 0 | q] \leq \mathbb{E}[e^{\lambda\hat{\mathbf{x}}_q^{(k)}} | q] \leq e^{-\ell m_{k,q}^2 / (2\hat{\ell}\tilde{\sigma}_k^2)}. \quad (52)$$

Note that, with the assumption that $q \geq (1/2)$, $m_{k,q}$ is non-negative. Since

$$\frac{m_{k,q}m_{k-1,q}}{\tilde{\sigma}_k^2} \leq \frac{(2q-1)^2\mu^2\hat{\ell}^2(\hat{\ell}\hat{r}\rho^2\sigma^2)^{2k-3}}{3\mu^2\sigma^2(\rho^2)^2\hat{\ell}^3\hat{r}^2(\hat{\ell}\hat{r}\rho^2\sigma^2)^{2k-4}} = \frac{(2q-1)^2}{3\hat{r}\rho^2},$$

it follows that $|\lambda| \leq 1/(2m_{k-1}\hat{r}\rho^2)$. The desired bound in (48) follows.

Now, we are left to prove Equation (51). From (34) and (35), we have the following recursive formula for the evolution of the moment generating functions of \mathbf{x}_q and \mathbf{y}_p :

$$\mathbb{E}[e^{\lambda\mathbf{x}_q^{(k)}} | q] = \left(\mathbb{E}_p[(pq + \bar{\mathbf{p}}\bar{\mathbf{q}})\mathbb{E}[e^{\lambda\mathbf{y}_p^{(k-1)}} | p] + (p\bar{\mathbf{q}} + \bar{\mathbf{p}}q)\mathbb{E}[e^{-\lambda\mathbf{y}_p^{(k-1)}} | p]] \right)^{\hat{\ell}}, \quad (53)$$

$$\mathbb{E}[e^{\lambda\mathbf{y}_p^{(k)}} | p] = \left(\mathbb{E}_q[(pq + \bar{\mathbf{p}}\bar{\mathbf{q}})\mathbb{E}[e^{\lambda\mathbf{x}_q^{(k)}} | q] + (p\bar{\mathbf{q}} + \bar{\mathbf{p}}q)\mathbb{E}[e^{-\lambda\mathbf{x}_q^{(k)}} | q]] \right)^{\hat{r}}, \quad (54)$$

where $\bar{p} = 1 - p$ and $\bar{q} = 1 - q$. We apply induction to prove that the messages are sub-Gaussian. First, for $k = 1$, we show that $\mathbf{x}_q^{(1)}$ is sub-Gaussian with mean $m_{1,q} = (2q - 1)\mu\hat{\ell}$ and parameter $\tilde{\sigma}_1^2 = 2\hat{\ell}$. Since, \mathbf{y}_p is initialized as a Gaussian random variable with mean and variance both one, we have $\mathbb{E}[e^{\lambda \mathbf{y}_p^{(0)}}] = e^{\lambda + (1/2)\lambda^2}$. Substituting this into Equation (53), we get for any λ ,

$$\mathbb{E}[e^{\lambda \mathbf{x}_q^{(1)}} | q] = ((\mathbb{E}[p]q + \mathbb{E}[\bar{p}]\bar{q})e^\lambda + (\mathbb{E}[p]\bar{q} + \mathbb{E}[\bar{p}]q)e^{-\lambda})^{\hat{\ell}} e^{(1/2)\lambda^2 \hat{\ell}} \quad (55)$$

$$\leq e^{(2q-1)\mu\hat{\ell}\lambda + (1/2)(2\hat{\ell})\lambda^2}, \quad (56)$$

where the inequality follows from the fact that $ae^z + (1-a)e^{-z} \leq e^{(2a-1)z + (1/2)z^2}$ for any $z \in \mathbb{R}$ and $a \in [0, 1]$ (Lemma A.1.5 from [1]). Next, assuming $\mathbb{E}[e^{\lambda \mathbf{x}_q^{(k)}} | q] \leq e^{m_{k,q}\lambda + (1/2)\tilde{\sigma}_k^2\lambda^2}$ for $|\lambda| \leq 1/(2m_{k-1}\hat{r}\rho^2)$, we show that $\mathbb{E}[e^{\lambda \mathbf{x}_q^{(k+1)}} | q] \leq e^{m_{k+1,q}\lambda + (1/2)\tilde{\sigma}_{k+1}^2\lambda^2}$ for $|\lambda| \leq 1/(2m_k\hat{r}\rho^2)$, and compute appropriate $m_{k+1,q}$ and $\tilde{\sigma}_{k+1}^2$.

Substituting the bound $\mathbb{E}[e^{\lambda \mathbf{x}_q^{(k)}} | q] \leq e^{m_{k,q}\lambda + (1/2)\tilde{\sigma}_k^2\lambda^2}$ in (54), we have

$$\begin{aligned} \mathbb{E}[e^{\lambda \mathbf{y}_p^{(k)}} | p] &\leq (\mathbb{E}_q[(pq + \bar{p}\bar{q})e^{m_{k,q}\lambda} + (p\bar{q} + \bar{p}q)e^{-m_{k,q}\lambda}])^{\hat{r}} e^{(1/2)\tilde{\sigma}_k^2\lambda^2\hat{r}} \\ &\leq (\mathbb{E}_q[e^{(2q-1)(2p-1)m_{k,q}\lambda + (1/2)(m_{k,q}\lambda)^2}])^{\hat{r}} e^{(1/2)\tilde{\sigma}_k^2\lambda^2\hat{r}} \\ &= (\mathbb{E}_q[e^{(2p-1)(2q-1)^2m_k\lambda + (1/2)(2q-1)^2(m_k\lambda)^2}])^{\hat{r}} e^{0.5\tilde{\sigma}_k^2\lambda^2\hat{r}} \end{aligned} \quad (57)$$

$$= (\mathbb{E}_q[e^{(2p-1)(2q-1)^2m_k\lambda + (1/2)(2q-1)^2(m_k\lambda)^2}])^{\hat{r}} e^{0.5\tilde{\sigma}_k^2\lambda^2\hat{r}} \quad (58)$$

where (57) uses the inequality $ae^z + (1-a)e^{-z} \leq e^{(2a-1)z + (1/2)z^2}$ and (58) follows from the definition of $m_{k,q} \equiv (2q - 1)m_k$. To bound the term in (58), we use the following lemma.

Lemma 5.3. *For any random variable $s \in [0, 1]$, $|z| \leq 1/2$ and $|t| < 1$, we have*

$$\mathbb{E}[e^{stz + (1/2)sz^2}] \leq \exp(\mathbb{E}[s]tz + (3/2)\mathbb{E}[s]z^2). \quad (59)$$

For $|\lambda| \leq 1/(2m_k\hat{r}\rho^2)$, using the assumption that $\hat{r}\rho^2 > 1$, we have $m_k\lambda \leq (1/2)$. Applying Lemma 5.3 on the term in (58), with $s = (2q - 1)^2$, $z = m_k\lambda$ and $t = (2p - 1)$, we get

$$\mathbb{E}[e^{\lambda \mathbf{y}_p^{(k)}} | p] \leq e^{\rho^2(2p-1)\hat{r}m_k\lambda + (1/2)(3\rho^2m_k^2 + \tilde{\sigma}_k^2)\lambda^2\hat{r}}. \quad (60)$$

Substituting the bound in (60) in Equation (53), we get

$$\begin{aligned} \mathbb{E}[e^{\lambda \mathbf{x}_q^{(k+1)}} | q] &\leq (\mathbb{E}_p[(pq + \bar{p}\bar{q})e^{\rho^2(2p-1)m_k\lambda\hat{r}} + (p\bar{q} + \bar{p}q)e^{-\rho^2(2p-1)m_k\lambda\hat{r}}])^{\hat{\ell}} e^{(1/2)(3\rho^2m_k^2 + \tilde{\sigma}_k^2)\lambda^2\hat{\ell}\hat{r}} \\ &\leq (\mathbb{E}_p[e^{(2q-1)(2p-1)^2\rho^2m_k\lambda\hat{r} + (1/2)(2p-1)^2(\rho^2m_k\lambda\hat{r})^2}])^{\hat{\ell}} e^{(1/2)(3\rho^2m_k^2 + \tilde{\sigma}_k^2)\lambda^2\hat{\ell}\hat{r}} \\ &\leq e^{\hat{\ell}\hat{r}\rho^2\sigma^2m_{k,q}\lambda + (1/2)\hat{\ell}\hat{r}(\tilde{\sigma}_k^2 + 3\rho^2m_k^2(1 + \hat{r}\rho^2\sigma^2))\lambda^2}, \end{aligned} \quad (61)$$

where (61) uses the inequality $ae^z + (1-a)e^{-z} \leq e^{(2a-1)z + (1/2)z^2}$. Equation (62) follows from the application of Lemma 5.3, with $s = (2p - 1)^2$, $z = \rho^2m_k\lambda\hat{r}$ and $t = (2q - 1)$. For $|\lambda| \leq 1/(2m_k\hat{r}\rho^2)$, $|z| < (1/2)$.

In the regime where $\hat{\ell}\hat{r}(\rho^2\sigma^2)^2 > 1$, as per our assumption, m_k is non-decreasing in k . At iteration k , the above recursion holds for $|\lambda| \leq 1/(2\hat{r}\rho^2) \min\{1/m_1, \dots, 1/m_{k-1}\} = 1/(2m_{k-1}\hat{r}\rho^2)$. Hence, we get the following recursion for $m_{k,q}$ and $\tilde{\sigma}_k^2$ such that (51) holds for $|\lambda| \leq 1/(2m_{k-1}\hat{r}\rho^2)$:

$$\begin{aligned} m_{k,q} &= \hat{\ell}\hat{r}\rho^2\sigma^2m_{k-1,q}, \\ \tilde{\sigma}_k^2 &= \hat{\ell}\hat{r}\tilde{\sigma}_{k-1}^2 + 3\hat{\ell}\hat{r}(1 + \hat{r}\rho^2\sigma^2)\rho^2m_{k-1}^2. \end{aligned} \quad (63)$$

With the initialization $m_{1,q} = (2q - 1)\mu\hat{\ell}$ and $\tilde{\sigma}_1^2 = 2\hat{\ell}$, we have $m_{k,q} = \mu(2q - 1)\hat{\ell}(\rho^2\sigma^2\hat{\ell}\hat{r})^{k-1}$ for $k \in \{1, 2, \dots\}$ and $\tilde{\sigma}_k^2 = a\tilde{\sigma}_{k-1}^2 + bc^{k-2}$ for $k \in \{2, 3, \dots\}$, with $a = \hat{\ell}\hat{r}$, $b = 3\hat{\ell}^3\hat{r}\mu^2\rho^2(1 + \rho^2\sigma^2\hat{r})$, and $c = (\rho^2\sigma^2\hat{\ell}\hat{r})^2$. After some algebra, we have $\tilde{\sigma}_k^2 = \tilde{\sigma}_1^2a^{k-1} + bc^{k-2}\sum_{\ell=0}^{k-2}(a/c)^\ell$. For $\hat{\ell}\hat{r}(\rho^2\sigma^2)^2 \neq 1$, we have $a/c \neq 1$, whence $\tilde{\sigma}_k^2 = \tilde{\sigma}_1^2a^{k-1} + bc^{k-2}(1 - (a/c)^{k-1})/(1 - a/c)$. This finishes the proof of (51).

5.5 Proof of Lemma 5.3

Using the fact that $e^a \leq 1 + a + 0.63a^2$ for $|a| \leq 5/8$,

$$\begin{aligned}
& \mathbb{E}[e^{stz + (1/2)sz^2}] \\
& \leq \mathbb{E}[1 + stz + (1/2)sz^2 + 0.63(stz + (1/2)sz^2)^2] \\
& \leq \mathbb{E}[1 + stz + (1/2)sz^2 + 0.63((5/4)z\sqrt{s})^2] \\
& \leq 1 + \mathbb{E}[s]tz + (3/2)\mathbb{E}[s]z^2 \\
& \leq \exp(\mathbb{E}[s]tz + (3/2)\mathbb{E}[s]z^2).
\end{aligned}$$

5.6 Proof of Theorem 2.4

Let \mathcal{P} denote a distribution on the worker quality p_j such that $p_j \sim \mathcal{P}$. Let \mathcal{P}_{σ^2} be a collection of all distributions \mathcal{P} such that:

$$\mathcal{P}_{\sigma^2} = \{\mathcal{P} \mid \mathbb{E}_{\mathcal{P}}[(2p_j - 1)^2] = \sigma^2\}.$$

Define the minimax rate on the probability of error of a task i , conditioned on its difficulty level q_i , as

$$\min_{\tau \in \mathcal{T}_{\ell_i}, \hat{t}} \max_{t_i \in \{\pm\}, \mathcal{P} \in \mathcal{P}_{\sigma^2}} \mathbb{P}[t_i \neq \hat{t}_i \mid q_i], \quad (64)$$

where \mathcal{T}_{ℓ_i} is the set of all nonadaptive task assignment schemes that assign ℓ_i workers to task i , and \hat{t} ranges over the set of all estimators of t_i . Since the minimax rate is the maximum over all the distributions $\mathcal{P} \in \mathcal{P}_{\sigma^2}$, we consider a particular worker quality distribution to get a lower bound on it. In particular, we assume the p_j 's are drawn from a spammer-hammer model with perfect hammers:

$$p_j = \begin{cases} 1/2 & \text{with probability } 1 - \sigma^2, \\ 1 & \text{otherwise.} \end{cases}$$

Observe that the chosen spammer-hammer models belongs to \mathcal{P}_{σ^2} , i.e. $\mathbb{E}[(2p_j - 1)^2] = \sigma^2$. To get the optimal estimator, we consider an oracle estimator that knows all the p_j 's and hence makes an optimal estimation. It estimates \hat{t}_i using majority voting on hammers and ignores the answers of hammers. If there are no hammers then it flips a fair coin and estimates \hat{t}_i correctly with half probability. It does the same in case of tie among the hammers. Concretely,

$$\hat{t}_i = \text{sign}\left(\sum_{j \in W_i} \mathbb{I}\{j \in \mathbb{H}\} A_{ij}\right),$$

where W_i denotes the neighborhood of node i in the graph and \mathbb{H} is the set of hammers. Note that this is the optimal estimation for the spammer-hammer model. We want to compute a lower bound on $\mathbb{P}[t_i \neq \hat{t}_i \mid q_i]$. Let $\tilde{\ell}_i$ be the number of hammers answering task i , i.e., $\tilde{\ell}_i = |W_i \cap \mathbb{H}|$. Since p_j 's are drawn from spammer-hammer model, $\tilde{\ell}_i$ is a binomial random variable $\text{Binom}(\ell_i, \sigma^2)$. We first compute probability of error conditioned on $\tilde{\ell}_i$, i.e. $\mathbb{P}[t_i \neq \hat{t}_i \mid \tilde{\ell}_i, q_i]$. For this, we use the following lemma from [15].

Lemma 5.4 (Lemma 2 from [15]). *For any $C < 1$, there exists a positive constant C' such that when $(2q_i - 1) \leq C$, the error achieved by majority voting is at least*

$$\min_{\tau \in \mathcal{T}_{\tilde{\ell}_i}, \hat{t}} \max_{t_i \in \{\pm\}} \mathbb{P}[t_i \neq \hat{t}_i \mid \tilde{\ell}_i, q_i] \geq e^{-C'(\tilde{\ell}_i(2q_i - 1)^2 + 1)}. \quad (65)$$

Taking expectation with respect to random variable $\tilde{\ell}_i$ and applying Jensen's inequality on the term in right side, we get a lower bound on the minimax probability of error in (64)

$$\min_{\tau \in \mathcal{T}_{\tilde{\ell}_i}, \hat{t}} \max_{t_i \in \{\pm\}} \mathbb{P}[t_i \neq \hat{t}_i \mid q_i] \geq e^{-C'(\ell_i \sigma^2 (2q_i - 1)^2 + 1)}. \quad (66)$$

6 Discussion

Recent theoretical advances in crowdsourcing systems has not been able to explain the gain in common practice of adaptive task assignments. This is mainly due to the fact that existing models of the worker responses failed to capture the heterogeneity of the tasks, while the gain in adaptivity is signified when tasks are widely heterogeneous. To bridge this gap, we propose studying the gain of adaptivity under a more general model recently introduced in [32], which we call the generalized Dawid-Skene model.

We identify that the minimax error rate decays as $e^{-C\lambda\sigma^2\ell}$, where the dependence on the heterogeneity in the task difficulties is captured by the error exponent λ defined as (3). This is proved by showing a fundamental limit in Theorem 2.1 analyzing the best possible adaptive task assignment scheme, together with the best possible inference algorithm, where the nature chooses the worst-case task difficulty parameters $q = (q_1, \dots, q_m)$ and the worst-case worker reliability parameters $p = (p_1, \dots, p_m)$. We propose an efficient adaptive task assignment scheme together with an efficient inference algorithm that matches the minimax error rate as shown in Theorem 2.2. To characterize the gain in adaptivity, we also identify the minimax error rate of non-adaptive schemes decaying as $e^{-C'\lambda_{\min}\sigma^2\ell}$, where λ_{\min} is strictly smaller than λ and the gap can be made arbitrarily large. We show this fundamental limit in Theorem 2.4 and a matching efficient scheme in Theorem 2.3.

Adaptive task assignment schemes for crowdsourced classifications have been first addressed in [11], where a similar setting was assumed. Tasks are binary classification tasks, with heterogeneous difficulties, and workers arrive in an online fashion. One difference is that, [11] studies a slightly more general model where tasks are partitioned into a finite number of types and the worker error probability only depends on the type (and the identity of the worker), i.e. $\mathbb{P}(A_{ij} = t_i) = f(T(i), j)$ where $T(i)$ is the type of the task i . This includes the generalized Dawid-Skene model, if we restrict the difficulty q_i 's from a finite set. [11] provides an adaptive scheme based on a linear program relaxation, and show that the sufficient condition to achieve average error ε is for the average total budget to be larger than,

$$\Gamma_\varepsilon \geq C \frac{m}{\lambda_{\min}\lambda\sigma^2} (\log(1/\varepsilon))^{3/2}.$$

Compared to the sufficient condition in (6), this is larger by a factor of $(1/\lambda_{\min})\sqrt{\log(1/\varepsilon)}$. In fact, this is larger than what can be achieved with a non-adaptive scheme in (11).

On the other hand, there are other types of expert systems, where a finite set of experts are maintained and a stream of incoming tasks are assigned. This clearly departs from typical crowdsourcing scenario, as the experts are identifiable and can be repeatedly assigned tasks. One can view this as a multi-armed bandit problem with noisy feedback [7, 31, 8, 21], and propose task assignment schemes with guarantees on the regret.

We have provided a precise characterization of the minimax rate under the generalized Dawid-Skene model. Such a complete characterization is only known only for a few simple cases: binary classification tasks with symmetric Dawid-Skene model in [15] and binary classification tasks with symmetric generalized Dawid-Skene model in this paper. Even for binary classification tasks, there are other models where such fundamental tradeoffs are still unknown: e.g. permutation-based model in [24]. The analysis techniques developed in this paper does not directly generalize to such models, and it remains an interesting challenge.

Technically, our analysis could be improved in two directions: finite ℓ regime and parameter estimation. First, our analysis is asymptotic in the size of the problem, and also in the degree ℓ which increases as $\log m$. This is necessary for applying the central limit theorem. However, in practice, we observe the same error rate when ℓ does not necessarily increases with m . In order to generalize our analysis to finite ℓ regime, we need sharp bounds on the tail of a sub-Gaussian tail of the distribution of the messages. This is partially plausible, and we provide an upper bound on this tail in (62). However, the main challenge is that we also need a lower bound on this tail, which is generally difficult. Secondly, we empirically observe that our parameter estimation algorithm in Algorithm 3 works well in practice. It is possible to precisely analyze the sample complexity of this estimator using spectral analysis. However, such an error in the value of $\rho_{t,u}^2$ used in the inner-loop can result in accumulated errors over iterations, and it is not clear how to analyze it.

Acknowledgements

This work is supported by NSF SaTC award CNS-1527754, and NSF CISE award CCF-1553452.

References

- [1] N. Alon and J. H. Spencer. *The probabilistic method*. John Wiley and Sons, 2004.
- [2] T. Bonald and R. Combes. Crowdsourcing: Low complexity, minimax optimal algorithms. *arXiv preprint arXiv:1606.00226*, 2016.
- [3] T. Bonald and R. Combes. A streaming algorithm for crowdsourced data classification. *arXiv preprint arXiv:1602.07107*, 2016.
- [4] C. Bordenave, M. Lelarge, and L. Massoulié. Non-backtracking spectrum of random graphs: community detection and non-regular ramanujan graphs. In *Foundations of Computer Science (FOCS), 2015 IEEE 56th Annual Symposium on*, pages 1347–1357. IEEE, 2015.
- [5] N. Dalvi, A. Dasgupta, R. Kumar, and V. Rastogi. Aggregating crowdsourced binary ratings. In *Proceedings of the 22nd international conference on World Wide Web*, pages 285–294, 2013.
- [6] A. P. Dawid and A. M. Skene. Maximum likelihood estimation of observer error-rates using the em algorithm. *Applied statistics*, pages 20–28, 1979.
- [7] P. Donmez, J. G. Carbonell, and J. Schneider. Efficiently learning the accuracy of labeling sources for selective sampling. In *Proceedings of the 15th ACM SIGKDD*, pages 259–268. ACM, 2009.
- [8] Ş. Ertekin, H. Hirsh, and C. Rudin. Approximating the wisdom of the crowd. In *Proceedings of the Second Workshop on Computational Social Science and the Wisdom of Crowds (NIPS 2011)*, 2011.
- [9] C. Gao and D. Zhou. Minimax optimal convergence rates for estimating ground truth from crowdsourced labels. *arXiv preprint arXiv:1310.5764*, 2013.
- [10] A. Ghosh, S. Kale, and P. McAfee. Who moderates the moderators?: crowdsourcing abuse detection in user-generated content. In *Proceedings of the 12th ACM conference on Electronic commerce*, pages 167–176. ACM, 2011.
- [11] C. Ho, S. Jabbari, and J. W. Vaughan. Adaptive task assignment for crowdsourced classification. In *Proceedings of the 30th International Conference on Machine Learning (ICML-13)*, pages 534–542, 2013.
- [12] R. Jin and Z. Ghahramani. Learning with multiple labels. In *Advances in neural information processing systems*, pages 921–928, 2003.
- [13] D. R. Karger, S. Oh, and D. Shah. Iterative learning for reliable crowdsourcing systems. In *Advances in neural information processing systems*, pages 1953–1961, 2011.
- [14] D. R. Karger, S. Oh, and D. Shah. Efficient crowdsourcing for multi-class labeling. In *Proceedings of the ACM SIGMETRICS/international conference on Measurement and modeling of computer systems*, pages 81–92, 2013.
- [15] D. R. Karger, S. Oh, and D. Shah. Budget-optimal task allocation for reliable crowdsourcing systems. *Operations Research*, 62:1–24, 2014.
- [16] R. H. Keshavan, S. Oh, and A. Montanari. Matrix completion from a few entries. In *Information Theory, 2009. ISIT 2009. IEEE International Symposium on*, pages 324–328. IEEE, 2009.
- [17] F. Krzakala, C. Moore, E. Mossel, J. Neeman, A. Sly, L. Zdeborová, and P. Zhang. Spectral redemption in clustering sparse networks. *Proceedings of the National Academy of Sciences*, 110(52):20935–20940, 2013.
- [18] H. Li and B. Yu. Error rate bounds and iterative weighted majority voting for crowdsourcing. *arXiv preprint arXiv:1411.4086*, 2014.
- [19] Q. Liu, J. Peng, and A. Ihler. Variational inference for crowdsourcing. In *Advances in Neural Information Processing Systems 25*, pages 701–709, 2012.

- [20] O. Maron and A. W. Moore. Hoeffding races: Accelerating model selection search for classification and function approximation. *Robotics Institute*, page 263, 1993.
- [21] L. Massoulié and K. Xu. On the capacity of information processing systems. *arXiv preprint arXiv:1603.00544*, 2016.
- [22] M. Mezard and A. Montanari. *Information, physics, and computation*. Oxford University Press, 2009.
- [23] J. Ok, S. Oh, J. Shin, and Y. Yi. Optimality of belief propagation for crowdsourced classification. In *International Conference on Machine Learning*, 2016.
- [24] N. B. Shah, S. Balakrishnan, and M. J. Wainwright. A permutation-based model for crowd labeling: Optimal estimation and robustness. *arXiv preprint arXiv:1606.09632*, 2016.
- [25] V. S Sheng, F. Provost, and P. G. Ipeirotis. Get another label? improving data quality and data mining using multiple, noisy labelers. In *Proceedings of the 14th ACM SIGKDD*, pages 614–622. ACM, 2008.
- [26] P. Smyth, U. Fayyad, M. Burl, P. Perona, and P. Baldi. Inferring ground truth from subjective labelling of venus images. In *NIPS*, pages 1085–1092, 1995.
- [27] P. Welinder, S. Branson, S. Belongie, and P. Perona. The multidimensional wisdom of crowds. In *Advances in Neural Information Processing Systems*, pages 2424–2432, 2010.
- [28] J. Whitehill, P. Ruvolo, T. Wu, J. Bergsma, and J. Movellan. Whose vote should count more: Optimal integration of labels from labelers of unknown expertise. In *Advances in Neural Information Processing Systems*, volume 22, pages 2035–2043, 2009.
- [29] D. Williams. *Probability with martingales*. Cambridge university press, 1991.
- [30] Y. Zhang, X. Chen, D. Zhou, and M. I. Jordan. Spectral methods meet em: A provably optimal algorithm for crowdsourcing. In *Advances in neural information processing systems*, pages 1260–1268, 2014.
- [31] Y. Zheng, S. Scott, and K. Deng. Active learning from multiple noisy labelers with varied costs. In *Data Mining (ICDM), 2010 IEEE 10th International Conference on*, pages 639 –648, dec. 2010.
- [32] D. Zhou, Q. Liu, J. C. Platt, C. Meek, and N. B. Shah. Regularized minimax conditional entropy for crowdsourcing. *arXiv preprint arXiv:1503.07240*, 2015.
- [33] D. Zhou, J. Platt, S. Basu, and Y. Mao. Learning from the wisdom of crowds by minimax entropy. In *Advances in Neural Information Processing Systems 25*, pages 2204–2212, 2012.