

High-Dimensional Estimation of Structured Signals from Non-Linear Observations with General Convex Loss Functions

Martin Genzel

Technische Universität Berlin, Department of Mathematics
Straße des 17. Juni 136, 10623 Berlin, Germany

E-Mail: genzel@math.tu-berlin.de

Abstract. In this paper, we study the issue of estimating a *structured* signal $x_0 \in \mathbb{R}^n$ from *non-linear and noisy Gaussian observations*. Supposing that x_0 is contained in a certain *convex* subset $K \subset \mathbb{R}^n$, we prove that an accurate recovery is already possible if the number of observations exceeds the *effective dimension* of K , which is a common measure for the complexity of signal classes. It will turn out that the possibly unknown non-linearity of our model affects the error rate only by a multiplicative constant. This achievement is based on recent works by Plan and Vershynin, who have suggested to treat the non-linearity rather as *noise* which perturbs a linear measurement process. Using the concept of *restricted strong convexity*, we show that their results for the *generalized Lasso* can be extended to a fairly large class of *convex loss functions*. Moreover, we shall allow for the presence of *adversarial noise* so that even non-random model inaccuracies can be coped with. These generalization should be particularly relevant for real-world applications, since specifically adapted loss functions often perform (empirically) better than the classical square loss. On the other hand, this gives a further evidence of why even standard estimators perform quite well in many practical situations, although they do not rely on any knowledge of the (noisy) output scheme. To this end, our results provide a unified and generic framework for signal reconstruction in high dimensions, covering various challenges from the fields of *compressed sensing*, *signal processing*, and *statistical learning*.

Key words. High-dimensional estimation, non-linear observations, single-index model, convex programming, restricted strong convexity, local mean width, Mendelson's small ball method, compressed sensing, sparsity

1. INTRODUCTION

1.1. Motivation

Before we introduce the general setup of non-linear measurements and structured signals, let us first consider the classical problem of (high-dimensional) estimation from a *linear model*. In this situation, the goal is to recover an unknown *signal* $x_0 \in \mathbb{R}^n$ from a set of noisy linear *observations* (or *measurements*)

$$y_i = \langle a_i, x_0 \rangle + z_i, \quad i = 1, \dots, m, \quad (1.1)$$

where $a_1, \dots, a_m \in \mathbb{R}^n$ are known vectors, defining a *measurement process*, and $z_1, \dots, z_m \in \mathbb{R}$ are small (random) perturbations. Obviously, a unique reconstruction of x_0 is impossible in general if $m < n$, even when $z_1 = \dots = z_m = 0$. However, when we assume some additional *structure* for our signal-of-interest, such as *sparsity*,¹ the problem often becomes feasible and numerous efficient algorithms are available for recovery. One of the most popular approaches is the *Lasso* (Least Absolute Shrinkage and Selection Operator), which was originally proposed by Tibshirani [43]:

$$\min_{x \in \mathbb{R}^n} \frac{1}{2m} \sum_{i=1}^m (y_i - \langle a_i, x \rangle)^2 \quad \text{subject to } \|x\|_1 \leq R. \quad (P_{RB}^n)$$

The purpose of this convex optimization scheme is to perform a least-squares fit to the observations y_1, \dots, y_m , whereas the ℓ^1 -constraint encourages a certain degree of sparsity of the solution, controlled by the parameter $R > 0$.

¹By *sparsity*, we mean that only a very few entries of x_0 are (almost) non-zero.

A fundamental question is now the following:

How many measurements m do we require to achieve an accurate recovery of \mathbf{x}_0 from $(P_{RB_1^n})$?

Interestingly, it has turned out that only about $s \log(\frac{n}{s})$ measurements are already necessary to reconstruct an s -sparse vector.¹ This (optimal) rate can be realized by randomizing the measurement process, for instance, by choosing i.i.d. Gaussian vectors $\mathbf{a}_i \sim \mathcal{N}(\mathbf{0}, \mathbf{I}_n)$. Perhaps the most crucial observation here is that $s \log(\frac{n}{s})$ only *logarithmically* depends on the dimension of the ambient space \mathbb{R}^n . This indicates that good estimates are possible even in a high-dimensional setting where $m \ll n$, supposed the signal-of-interest enjoys some low-dimensional structure. Results of this type are usually associated with the field of *compressed sensing*, which originally emerged from the works of Candès, Donoho, Romberg, and Tao [9–11, 14].

However, the assumptions of a linear model and exact sparsity are often too restrictive for real-world applications. For this reason, there has been a remarkable effort during the previous decade to extend the above setup and corresponding guarantees into various directions. As an example, one could think of non-linear *binary* observations where only the sign of the linear measurement is retained:

$$y_i = \text{sign}(\langle \mathbf{a}_i, \mathbf{x}_0 \rangle + z_i), \quad i = 1, \dots, m. \quad (1.2)$$

This situation is closely related to 1-bit *compressed sensing* [7] and *classification* problems. Apart from that, it is also essential to allow for more flexible signal structures, e.g., *approximately* sparse vectors, sparse representations in *dictionaries* [8, 38], or *model-based* compressed sensing [3]. In such a general framework, one might ask again whether the original Lasso-estimator $(P_{RB_1^n})$ is still able to produce good results, or whether it might be more beneficial to replace the square loss by a functional which is adapted to a specific model. We shall address all these questions later on, including the impact of non-linear measurements, arbitrary convex signal sets, and general convex loss functions. In particular, it will be demonstrated how these different ingredients “interact” with each other and how the actual recovery performance is affected by them.

1.2. Observation Model

As a first step, we shall replace the noisy linear model of (1.1) by general non-linear observations. Throughout this paper, we will consider a *semiparametric single-index model*, which follows the approach of [35, 36]:

(M1) We assume that the *observations* obey

$$y_i := f(\langle \mathbf{a}_i, \mathbf{x}_0 \rangle), \quad i = 1, \dots, m, \quad (1.3)$$

where $\mathbf{x}_0 \in \mathbb{R}^n$ is the *ground-truth signal*, $\mathbf{a}_i \sim \mathcal{N}(\mathbf{0}, \mathbf{\Sigma})$ are *independent* mean-zero Gaussian vectors with positive definite covariance matrix $\mathbf{\Sigma} \in \mathbb{R}^{n \times n}$, and $f: \mathbb{R} \rightarrow \mathcal{Y}$ is a (possibly random) function which is independent of \mathbf{a}_i .² Here, \mathcal{Y} is always assumed to be a *closed* subset of \mathbb{R} . For the sake of compact notation, we also introduce $\mathbf{y} := (y_1, \dots, y_m) \in \mathcal{Y}^m$ and $\mathbf{A} := [\mathbf{a}_1 \ \dots \ \mathbf{a}_m]^\top \in \mathbb{R}^{m \times n}$.

The range \mathcal{Y} of f might restrict the set of possible observations. For example, one would have $\mathcal{Y} = \{-1, 0, +1\}$ if $f(v) = \text{sign}(v)$. In general, the function f plays the role of a *non-linearity*³ which

¹A vector $\mathbf{x}_0 \in \mathbb{R}^n$ is called *s-sparse* if at most s of its entries are non-zero. More precisely, the error of the reconstruction can be bounded in terms of the noise level.

²The randomness of f is understood measurement-wise, i.e., for every observation $i \in \{1, \dots, m\}$, we have an *independent* sample of f . But this explicit dependence of f on i is omitted here.

³This is somewhat an abuse of notation: Although we always speak of a “non-linearity”, this also includes the case where f is the identity (plus noise).

modifies the output of the linear measurement $\langle a_i, x_0 \rangle$ in a certain way. This particularly includes perturbations like additive random noise or random bit-flips (when dealing with binary measurements such as in (1.2)). Remarkably, it will turn out that our recovery method for x_0 does not explicitly rely on f so that the non-linearity of the model—and especially the distribution of noise—could be even *unknown*.

On the other hand, it might be still too restrictive for several practical applications to assume that the perturbation of the (linear) model is *independent* from the measurement process A . Therefore, we shall also allow for *adversarial noise*:

- (M2) We assume that the actual observations are given by a vector $\tilde{y} = (\tilde{y}_1, \dots, \tilde{y}_m) \in \mathcal{Y}^m$, which could differ from y . The number of corruptions is $m' := \#\{1 \leq i \leq m \mid y_i \neq \tilde{y}_i\}$ and the corresponding *fraction* is $\tau := m'/m$. Moreover, we let the *maximal deviation* be bounded by $\varepsilon \geq 0$, i.e., $\|\tilde{y} - y\|_\infty \leq \varepsilon$.

Note that the deviation of \tilde{y}_i from (1.3) could be arbitrary in the sense that it might be non-random or even depends on a_i . Later on, we will observe that the reconstruction error involves an “inevitable” additive term of $\varepsilon \cdot \sqrt{\tau \log(e/\tau)}$. Thus, the inaccuracy of the single-index model (1.3) can be quantified both in terms of the noise level and the fraction of wrong observations.

In order to impose a certain structure for the ground-truth signal $x_0 \in \mathbb{R}^n$, we assume that x_0 is contained in a *signal set* $K \subset \mathbb{R}^n$. For example, K could be the set of all s -sparse vectors or an appropriate convex relaxation of it. Now, we can make our major goal more precise:

Given an observation vector $\tilde{y} \in \mathcal{Y}^m$ and the underlying measurement matrix $A \in \mathbb{R}^{m \times n}$, find an estimator $\hat{x} \in K$ which is close to x_0 (measured in the Euclidean distance¹).

The actual ability to recover x_0 will especially depend on the “complexity” of the signal set K . For instance, it is not very surprising that a signal can be estimated more easily when it is known to belong to a low-dimensional subspace, instead of the entire \mathbb{R}^n . A very common and powerful measure of complexity is the so-called (*Gaussian*) *mean width*:

Definition 1.1 The (*global Gaussian*) *mean width* of a set $L \subset \mathbb{R}^n$ is given by

$$w(L) := \mathbb{E}[\sup_{x \in L} \langle g, x \rangle], \quad (1.4)$$

where $g \sim \mathcal{N}(0, I_n)$ is a standard Gaussian random vector.

The geometric meaning of Definition 1.1 is illustrated in Figure 1. The notion of mean width originates from the fields of *geometric functional analysis* and *convex geometry*. But in equivalent forms, it also appears as γ_2 -*functional* in stochastic processes (cf. [40]) or as *Gaussian complexity* in learning theory (cf. [4]). For an intuitive understanding of the mean width, it is helpful to regard its square $d(L) := w(L)^2$ as the *effective dimension* of the set L . For example, if $L = \{x \in \mathbb{R}^n \mid x \text{ is } s\text{-sparse and } \|x\|_2 \leq 1\}$, we have $d(L) \asymp s \log(2n/s) \ll n$ (see [33, Lem. 2.3]).² This observation reflects the low-complexity nature of s -sparse vectors and it particularly indicates that the effective dimension of a set L can be relatively small even though having full algebraic dimension. In general, the mean width is robust against small perturbations, implying that slightly increasing L will only slightly change $w(L)$ (cf. [36]).

Regarding signal estimation, we will observe that the reconstruction performance is actually controlled only by this single quantity: Very roughly stated, an accurate recovery of x_0 is possible as long as the number of available measurements m exceeds the effective dimension of our signal set K .

¹In this paper, we will measure the estimation error only in terms of the ℓ^2 -norm, but there are of course numerous other ways to do this.

²Here, $d(L) \asymp s \log(2n/s)$ means that there exist constants $C_1, C_2 > 0$ such that $C_1 s \log(2n/s) \leq d(L) \leq C_2 s \log(2n/s)$.

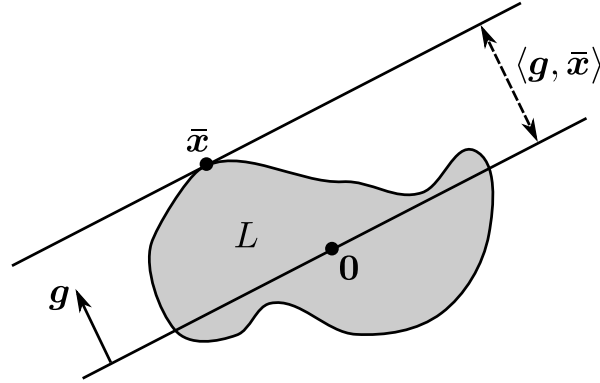


Figure 1: Geometric meaning of the mean width. If $\|g\|_2 = 1$, then $\langle g, \bar{x} \rangle = \sup_{x \in L} \langle g, x \rangle$ measures the spatial extend of L in direction g , that is, the distance between the hyperplanes $\{g\}^\perp$ and $\{g\}^\perp + \bar{x}$. Thus, computing the expected value in (1.4) yields an “average” measure for the size of L .

1.3. Generalized Estimator

Now, we would like generalize the classical Lasso-estimator ($P_{RB_1^n}$) in such a way that it becomes capable of fitting non-linear models in arbitrary signal sets K . Perhaps the most obvious strategy here is to simply adapt the ℓ^1 -constraint, i.e.,

$$\min_{x \in \mathbb{R}^n} \frac{1}{2m} \sum_{i=1}^m (\tilde{y}_i - \langle a_i, x \rangle)^2 \quad \text{subject to } x \in K. \quad (P_K)$$

This optimization program is known as the K -Lasso or *generalized Lasso*. Plan and Vershynin have shown in [35] that, under the model assumption of (M1), a successful recovery of x_0 by (P_K) can be indeed guaranteed, at least with high probability. Such an achievement might be a bit astonishing at first sight because one actually “fools” the above K -Lasso by trying to fit a *linear* model $y_i^{\text{lin}} := \langle a_i, x \rangle$ to *non-linear* observations \tilde{y}_i . The main idea behind these results is that—similar to the original noisy linear model in (1.1)—the non-linearity is rather treated as *noise* causing a certain deviation from a linear measurement process. Therefore, a key role in [35] is played by the following three parameters:

$$\mu := \mathbb{E}[f(g) \cdot g], \quad (1.5a)$$

$$\sigma^2 := \mathbb{E}[(f(g) - \mu g)^2], \quad (1.5b)$$

$$\eta^2 := \mathbb{E}[(f(g) - \mu g)^2 \cdot g^2], \quad (1.5c)$$

where $g \sim \mathcal{N}(0, 1)$. Here, μ can be viewed as the *correlation* between the linear and non-linear model, whereas σ^2 and η^2 basically capture the variance between them. This intuition is also confirmed by the noisy linear case $y_i = f(\langle a_i, x_0 \rangle) := \tilde{\mu} \langle a_i, x_0 \rangle + \tilde{\sigma} z_i$ with $z_i \sim \mathcal{N}(0, 1)$ for which we simply obtain $\mu = \tilde{\mu}$ and $\sigma^2 = \eta^2 = \tilde{\sigma}^2$ from (1.5).

In many practical situations, however, the Lasso is outperformed by strategies which are more adapted to a specific problem. For example, it would be much more common to work with *logistic regression* when dealing with noisy sign-measurements as in (1.2). Therefore, we shall replace the square-loss of (P_K) by a general *loss function*

$$\mathcal{L}: \mathbb{R} \times \mathcal{Y} \rightarrow \mathbb{R}, (v, y) \mapsto \mathcal{L}(v, y),$$

allowing us to measure the *residual* between $v = \langle \mathbf{a}_i, \mathbf{x} \rangle$ and $y = \tilde{y}_i$ in a different way. This leads to the following *generalized estimator*:

$$\min_{\mathbf{x} \in \mathbb{R}^n} \frac{1}{m} \sum_{i=1}^m \mathcal{L}(\langle \mathbf{a}_i, \mathbf{x} \rangle, \tilde{y}_i) \quad \text{subject to } \mathbf{x} \in K. \quad (P_{\mathcal{L},K})$$

Note that, when choosing the square loss $\mathcal{L}^{\text{sq}}(v, y) := \frac{1}{2}(v - y)^2$, $v, y \in \mathbb{R}$ in $(P_{\mathcal{L},K})$, we precisely end up with the K -Lasso (P_K) .¹ Sometimes, it will be beneficial to express the objective functional of $(P_{\mathcal{L},K})$ as a mapping of the signal:

$$\tilde{\mathcal{L}}_{\tilde{\mathbf{y}}} : \mathbb{R}^n \rightarrow \mathbb{R}, \mathbf{x} \mapsto \tilde{\mathcal{L}}_{\tilde{\mathbf{y}}}(\mathbf{x}) := \frac{1}{m} \sum_{i=1}^m \mathcal{L}(\langle \mathbf{a}_i, \mathbf{x} \rangle, \tilde{y}_i).$$

Usually, $\tilde{\mathcal{L}}_{\tilde{\mathbf{y}}}$ is referred to as the *empirical loss function*, since it tries to approximate the expected loss by computing an empirical mean value. But one should be aware of the fact that $\tilde{\mathcal{L}}_{\tilde{\mathbf{y}}}$ still depends on A and is therefore a random function. Nevertheless, this dependence will be omitted for the sake of readability.

Remark 1.2 (1) If K and $\tilde{\mathcal{L}}_{\tilde{\mathbf{y}}}$ are both convex, the optimization problem $(P_{\mathcal{L},K})$ becomes convex as well, and efficient solvers are often available in practice. However, we will not further discuss computational issues and the uniqueness of solutions here. For those aspects, the interested reader is referred to [15, 39, 45, 46]. In fact, the proofs of our results will show that the recovery guarantees hold for *any* minimizer of $(P_{\mathcal{L},K})$.

(2) In the context of statistical learning, the generalized estimator $(P_{\mathcal{L},K})$ is usually associated with *structural risk minimization*. This basically means that we would like to minimize the *risk* (measured by $\mathcal{L}(\langle \mathbf{a}_i, \mathbf{x} \rangle, \tilde{y}_i)$) of “wrongly” predicting the output \tilde{y}_i by $\langle \mathbf{a}_i, \mathbf{x} \rangle$. But using this language seems to be a bit inappropriate in our setup, since we are actually estimating from *non-linear* observations. \diamond

Inspired by the successful analysis of the K -Lasso in [35], the following question arises:

What general properties should a loss function \mathcal{L} satisfy so that $(P_{\mathcal{L},K})$ provides an accurate estimate of the ground-truth signal \mathbf{x}_0 ?

First of all, we shall assume convexity and some mild regularity for \mathcal{L} :

(L1) Let \mathcal{L} be continuously differentiable in the first variable; the derivative with respect to the first variable is then denoted by $\mathcal{L}'(v, y) = \frac{\partial \mathcal{L}}{\partial v}(v, y)$. Furthermore, assume that \mathcal{L}' is Lipschitz continuous in the second variable, i.e., there exists a constant $C_{\mathcal{L}'} > 0$ such that

$$|\mathcal{L}'(v, y) - \mathcal{L}'(v, \tilde{y})| \leq C_{\mathcal{L}'} |y - \tilde{y}| \quad \text{for all } v \in \mathbb{R}, y, \tilde{y} \in \mathcal{Y}.$$

(L2) The loss function \mathcal{L} is convex in the first variable (which is equivalent to assume that \mathcal{L}' is non-decreasing).

In order to derive a sufficient condition for successful signal recovery, let us consider the empirical loss difference $\Delta \mathcal{L} := \tilde{\mathcal{L}}_{\tilde{\mathbf{y}}}(\mu \mathbf{x}_0) - \tilde{\mathcal{L}}_{\tilde{\mathbf{y}}}(\hat{\mathbf{x}})$, where $\hat{\mathbf{x}}$ minimizes $(P_{\mathcal{L},K})$ and μ is a fixed scaling parameter defined similarly to (1.5a).² Under relatively mild conditions on \mathcal{L} , one might show now that $\Delta \mathcal{L}$ converges to 0 as $m \rightarrow \infty$. This guarantees the (*asymptotic*) consistency of our generalized estimator $(P_{\mathcal{L},K})$ in the sense of minimizing the structural risk of a prediction (cf. Remark 1.2(2)).

¹The reason for using a factor of $\frac{1}{2}$ is just for the sake of convenience, since we shall frequently work with the first derivative of \mathcal{L}^{sq} .

²For now, we regard μ just as a fixed constant depending on the non-linear model (1.3) and the loss \mathcal{L} . A precise definition will be given later in (2.3a).

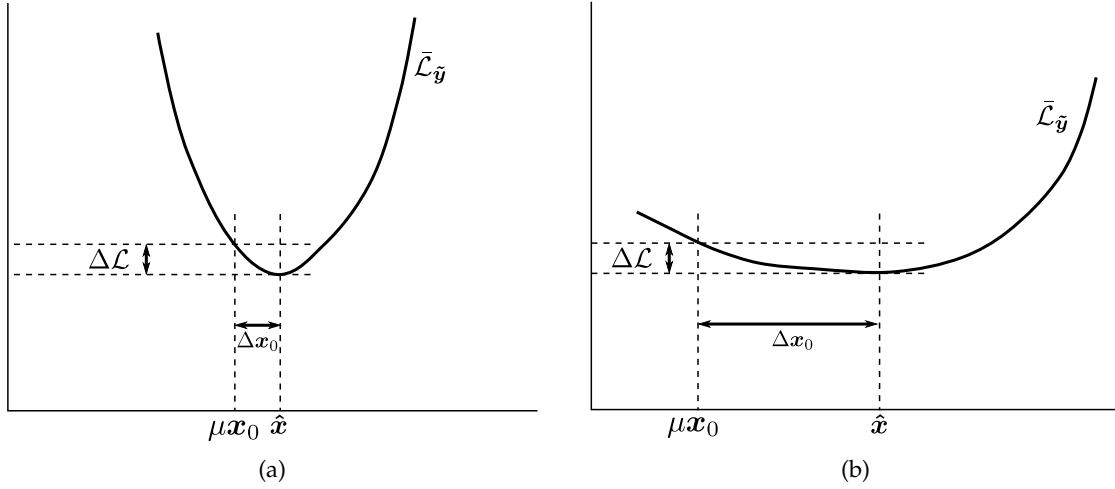


Figure 2: (a) Here, $\bar{\mathcal{L}}_{\bar{y}}$ is strongly curved so that small $\Delta \mathcal{L}$ implies small Δx_0 . (b) A less desirable situation where $\bar{\mathcal{L}}_{\bar{y}}$ is relatively “flat” around its minimizer.

However, we are rather interested in bounding the signal approximation error $\Delta x_0 := \|\hat{x} - \mu x_0\|_2$, which is indeed a more difficult task. Therefore, our actual hope is that, if the empirical loss difference $\Delta \mathcal{L}$ is small, the distance between \hat{x} and μx_0 is small as well. From an analytical perspective, such a behavior depends on the *curvature* of $\bar{\mathcal{L}}_{\bar{y}}$; see also Figure 2 for an illustration. If \mathcal{L} is twice continuously differentiable in the first variable, a positive curvature can be ensured as long as the second derivative is strictly positive (i.e., \mathcal{L} is *strictly convex* in the first variable). In fact, the main result of our paper implies that this property is already enough to establish a bound for Δx_0 . Beyond that, we will see in Section 2 that there are even more general sufficient conditions for signal reconstruction, based on the notion of *restricted strong convexity*.

1.4. A First Glimpse of Signal Recovery

We are now ready to state a first recovery guarantee for x_0 (its proof is given in Subsection 5.1). The following theorem is an “easy-to-read” (though simplified) version of our main result presented in Section 2. Again, the scaling factor μ is adapted from (1.5a) and will be precisely defined in (2.3a).

Theorem 1.3 *Suppose that the assumptions (M1), (M2), (L1), (L2) hold with $\Sigma = I_n$. Let $\|x_0\|_2 = 1$ and $\mu x_0 \in K$ for a bounded, convex set $K \subset \mathbb{R}^n$. Moreover, assume that the loss function \mathcal{L} is twice differentiable in the first variable with $\frac{\partial^2 \mathcal{L}}{\partial v^2} > 0$ and that $\frac{\partial^2 \mathcal{L}}{\partial v^2}$ is continuous on $\mathbb{R} \times \mathcal{Y}$ (in both variables). Then, there exist constants $C, C' > 0$ such that the following holds with high probability:¹ If the number of observations obeys*

$$m \geq Cw(K - \mu x_0)^2, \quad (1.6)$$

any minimizer \hat{x} of $(P_{\mathcal{L}, K})$ satisfies

$$\|\hat{x} - \mu x_0\|_2 \leq C' \left(\left(\frac{w(K - \mu x_0)^2}{m} \right)^{1/4} + \varepsilon \cdot \sqrt{\tau \log\left(\frac{\varepsilon}{\tau}\right)} \right). \quad (1.7)$$

Roughly speaking, the error bound of (1.7), combined with condition (1.6), states the following:

¹The constants may depend on the “probability of success”, on the model parameters σ and η as well as on the so-called RSC-constant of \mathcal{L} . These dependencies will be made precise in our main results of Section 2 (Theorems 2.3, 2.5, 2.8).

A highly accurate estimate of \mathbf{x}_0 can be achieved if the number of observations (greatly) exceeds the effective dimension of $K - \mu\mathbf{x}_0$ and the adversarial noise is not too strong, i.e., at least ε or τ is small.

Hence, Theorem 1.3 becomes particularly interesting for signal sets of small mean width because only a relatively few measurements are required in this case. In Section 3, we will discuss this observation in greater detail and consider several examples for low-complexity signal sets, such as sparse vectors. Perhaps the most astonishing feature of Theorem 1.3 is that the effective error rate is essentially controlled only by a single quantity, namely the mean width. In fact, we allow for a fairly general setting here, involving non-linear perturbations, adversarial noise, and strictly convex loss functions. The dependence on the specific choice of the loss function and observation model is actually hidden in the constants C , C' , and μ , which in principle does not affect the capability of recovering the signal. However, for practical purposes, the values of these constants are of course relevant: Intuitively, C and C' should be small if the loss functional and the (non-)linear model “play well together”, e.g., if the logistic loss is used for fitting a logistic regression model. We shall make this heuristic more precise later on, when analyzing the (adapted) model parameters μ , σ , and η .

Although Theorem 1.3 essentially contains all characteristic features of our recovery results, several generalizations of it will be presented in Section 2, which also provide a better understanding of *why* the considered reconstruction approach works. In particular, we shall replace the mean width by a *localized* version, improving the above “slow error rate” of $O(m^{-1/4})$, and the convexity condition on \mathcal{L} is further relaxed by the notion of *restricted strong convexity*. Moreover, it will turn out that the assumption of $\Sigma = I_n$ can be essentially dropped in Theorem 1.3, while we still apply the estimator $(P_{\mathcal{L},K})$, which has no explicit knowledge of the covariance structure of the measurement process.

1.5. Contributions and Related Work

A major contribution of this paper is the development of a clear and unified framework for signal estimation in high dimensions, covering various problem scenarios from *compressed sensing*, *signal processing*, and *statistical learning*. Probably the most significant conclusion from our results is that even standard estimators are surprisingly robust against model inaccuracies. Indeed, $(P_{\mathcal{L},K})$ is not based on any additional knowledge of the non-linear and noisy disturbance f . This particularly explains why it might be still promising and reasonable to apply classical methods, such as the Lasso, although the observation model is largely unknown. On the other hand, we need to pay the price for our lack of information—and this is inevitable to some extent—by incorporating the level of mismatch in the error bound, using the parameters μ , σ , η . In contrast to many other approaches in machine learning, we take a rather extreme position here where all uncertainties explicitly appear in the recovery statement so that the actual estimator in turn remains unaffected.

As already indicated above, our main inspiration was the work of Plan and Vershynin in [35]. Assuming the same non-linear output model (M1), they have proven a similar reconstruction guarantee as in Theorem 1.3, but only for the special case of the K -Lasso. These results are primarily related to signal approximation and recovery, but the underlying key techniques rely rather on classical concepts from *geometric functional analysis* and *convex geometry*, such as mean widths or Gordon’s escape. For a brief discussion of these connections, the interested reader is referred to [35, Sec. II] and [36, Sec. 1.4] as well as the references therein. Furthermore, it should be emphasized that, compared to [35], our observation scheme additionally permits adversarial noise. This extension becomes especially important for those real-world applications where the assumption of *independent* noise is too restrictive.

Another important achievement of this work is to go beyond the classical square loss and to allow for strictly convex loss functions. In high-dimensional statistics, such a general situation was first theoretically studied in the works of [28, 29], which have isolated the crucial property of *restricted strong convexity* (RSC). The authors of [28, 29] focus on M -estimators with *decomposable regularizers*,

instead of arbitrary convex signal sets. This setting is also quite general, and although our perspective is somewhat different here, we believe that similar results than ours can be deduced from their approach.

Inspired by [28, 29], an adapted version of RSC will be introduced in Section 2. In order to prove that RSC indeed holds for a fairly large class of loss functions, we will then apply *Mendelson's small ball method*, which is a powerful framework developed in a recent line of papers, including [21–23, 25–27]. A close connection to our results can be found in [25, 27], where Mendelson presents a novel approach to learning and estimation problems that does not rely on *concentration inequalities*. This goes beyond the Gaussian measurement scheme considered here and even allows for heavy-tailed distributions. Moreover, there is a recent work by Tropp [47] that uses Mendelson's framework to analyze convex programming methods (of Lasso-type) for reconstructing structured signals.

Finally, we would like to mention another interesting line of research by Thrampoulidis, Oymak, Hassibi, and collaborators [30, 31, 41, 42], providing *exact* error bounds for the generalized Lasso with non-linear observations but rather in an asymptotic regime.

Remark 1.4 Although we primarily focus on the perspective of *signal recovery* and *compressed sensing* in this work, our problem setup is immediately related to issues from *machine learning* and *econometrics*. In fact, the model assumption of (M1) (with an appropriate choice of f) can be easily translated into (linear) *regression*, *classification*, *generalized linear models*, etc. In this context, the vectors $\mathbf{a}_1, \dots, \mathbf{a}_m$ usually contain “data” describing certain *feature variables*, and roughly speaking, our goal is to *learn* a *parameter vector* \mathbf{x}_0 which allows us to predict the *output variables* y_1, \dots, y_m by (1.3). A nice discussion about this correspondence can be found in [36, Sec. 6]. \diamond

1.6. Outline and Notation

In Section 2, we shall develop the ideas of the introductory part further. For this purpose, the notions of *local mean width* and *restricted strong convexity* (RSC) are introduced, which give rise to our main recovery guarantee (Theorem 2.3). The next main result (Theorem 2.5) is then presented in Subsection 2.3, stating a general sufficient condition for RSC (including the case of strictly convex loss functions). Finally, in Subsection 2.4, we will show how the assumption of isotropic measurements can be dropped. Note that all technical proofs are postponed to Section 5, which also contains some remarks on the applied techniques. Section 3 is then devoted to several consequences and examples of our main results. This particularly includes various common choices of signal sets, non-linearities, and loss functions. Apart from that, we will briefly discuss the underlying convex geometry of our problem setting in Subsection 3.4. Finally, some possible extensions of our results are pointed out in Section 4, which could be considered in future work.

Throughout this paper, we will make use of several (standard) notations and conventions which are summarized in the following list:

- For an integer $k \in \mathbb{N}$, we put $[k] := \{1, \dots, k\}$.
- Let $\mathbf{x} = (x_1, \dots, x_n) \in \mathbb{R}^n$ be a vector. The *support* of \mathbf{x} is defined by the set of its non-zero components $\text{supp}(\mathbf{x}) := \{i \in [n] \mid x_i \neq 0\}$ and we put $\|\mathbf{x}\|_0 := \#\text{supp}(\mathbf{x})$. For $1 \leq p \leq \infty$, the ℓ^p -norm is given by

$$\|\mathbf{x}\|_p := \begin{cases} (\sum_{i=1}^n |x_i|^p)^{1/p}, & p < \infty, \\ \max_{i \in [n]} |x_i|, & p = \infty. \end{cases}$$

The associated *unit ball* is denoted by $B_p^n := \{\mathbf{x} \in \mathbb{R}^n \mid \|\mathbf{x}\|_p \leq 1\}$ and the (Euclidean) *unit sphere* is $S^{n-1} := \{\mathbf{x} \in \mathbb{R}^n \mid \|\mathbf{x}\|_2 = 1\}$. The *operator norm* of a matrix $\mathbf{M} \in \mathbb{R}^{n' \times n}$ is defined as $\|\mathbf{M}\| := \sup_{\mathbf{x} \in S^{n-1}} \|\mathbf{M}\mathbf{x}\|_2$.

- For a subset $A \subset \mathbb{R}^n$, we define the *step function* (or *characteristic function*)

$$\chi_A(x) := \begin{cases} 1, & x \in A, \\ 0, & \text{otherwise,} \end{cases} \quad x \in \mathbb{R}^n.$$

- The *expectation* of a random variable Z is denoted by $\mathbb{E}[Z]$. Similarly, the *probability* of an event A is denoted by $\mathbb{P}[A]$ and for the corresponding *indicator function*, we write $\mathbb{1}[A]$.
- The letter C is always reserved for a constant, and if necessary, an explicit dependence of C on a certain parameter is emphasized by a subindex. Moreover, we refer to C as a *numerical constant* (or *universal constant*) if its value is independent from all involved parameters in the current setup. In this case, we sometimes simply write $A \lesssim B$ instead of $A \leq C \cdot B$, and if $C_1 \cdot A \leq B \leq C_2 \cdot A$ for numerical constants $C_1, C_2 > 0$, we use the abbreviation $A \asymp B$.
- The phrase “with high probability” means that an event arises at least with a fixed (and high) *probability of success*, for instance, 99%. Alternatively, one could regard this probability as an additional parameter which would then also appear as a factor somewhere in the statement. However, we will usually omit this explicit quantification for the sake of convenience.

2. MAIN RESULTS

2.1. General Signal Sets and Local Mean Width

As already mentioned above, we shall deduce more refined versions of our initial recovery result Theorem 1.3 in this section. For this purpose, let us first recall the error bound (1.7) of Theorem 1.3. The decay rate of $O(m^{-1/4})$ could be non-optimal in some situations (see [36, Sec. 4]). The actual reason for this drawback is the inability of the *global* mean width to appropriately capture the “local structure” of K around the signal-of-interest μx_0 (see also Subsection 3.4). But fortunately, it has turned out in [35, 36] that this issue can be resolved by the following *localized* version of the mean width:

Definition 2.1 The *local mean width* of a set $L \subset \mathbb{R}^n$ at scale $t \geq 0$ is defined by

$$w_t(L) := \mathbb{E} \left[\sup_{x \in L \cap tB_2^n} \langle g, x \rangle \right], \quad (2.1)$$

where $g \sim \mathcal{N}(0, I_n)$ is a standard Gaussian random vector. Moreover, we define $d_t(L) := w_t(L)^2/t^2$ for $t > 0$, which is called the (*local*) *effective dimension* of L at scale t .

If $L = K - \mu x_0$, the supremum in (2.1) is only taken over a (small) ball of radius t around μx_0 . Thus, $w_t(K - \mu x_0)$ indeed measures the complexity of $K - \mu x_0$ in a local manner. The choice of the scaling parameter t will become crucial in the following because it essentially serves as the (desired) *error accuracy*, in the sense that the distance $\|\hat{x} - \mu x_0\|_2$ is bounded by t . Finally, we would like to emphasize that the local mean width is always bounded by its global counterpart:

$$w_t(L) = \mathbb{E} \left[\sup_{x \in L \cap tB_2^n} \langle g, x \rangle \right] \leq \mathbb{E} [\sup_{x \in L} \langle g, x \rangle] = w(L), \quad t \geq 0. \quad (2.2)$$

2.2. A Recovery Guarantee Based on Restricted Strong Convexity

So far, we have just assumed differentiability and convexity for \mathcal{L} in (L1) and (L2), respectively. In order to impose an additional condition on \mathcal{L} , we first need to adapt the *model estimation parameters* μ , σ , η from (1.5) to the situation of a general loss function. This is done in the following way, where μ is defined as the solution of (2.3a):

$$0 = \mathbb{E}[\mathcal{L}'(\mu g, f(g)) \cdot g], \quad (2.3a)$$

$$\sigma^2 := \mathbb{E}[\mathcal{L}'(\mu g, f(g))^2], \quad (2.3b)$$

$$\eta^2 := \mathbb{E}[\mathcal{L}'(\mu g, f(g))^2 \cdot g^2], \quad (2.3c)$$

with $g \sim \mathcal{N}(0, 1)$. Since μ is only implicitly given here, it is not even clear if the equation (2.3a) has a solution. Up to now, we can merely state that, if existent, μ is uniquely determined due to (L2).¹ Therefore, the reader should be aware of the following: Defining μ by (2.3a) also means that we *postulate* that the equation is solvable. In fact, there are “incompatible” pairs of loss functions and non-linearities for which μ does not exist, and our results are of course not applicable anymore. A typical example for this is given in Subsection 3.3. Interestingly, such an issue cannot arise for the square loss functional \mathcal{L}^{sq} , since (not very surprisingly) the definition (2.3) coincides with (1.5) in this case. To this end, the purpose of these parameters is still to measure how much the non-linear observations $y_i = f(\langle a_i, x_0 \rangle)$ deviate from the noiseless linear measurement scheme $y_i^{\text{lin}} := \langle a_i, x_0 \rangle$.

Let us now return to the fundamental question of when a loss function is suited for signal recovery by $(P_{\mathcal{L}, K})$. As already motivated at the end of Subsection 1.3, an accurate reconstruction should be possible if the empirical loss $\tilde{\mathcal{L}}_{\tilde{y}}$ is not “too flat”, meaning that its *curvature* needs to be sufficiently large around μx_0 (also recall Figure 2). A common way to achieve such a nice behavior is to assume *strong convexity* for $\tilde{\mathcal{L}}_{\tilde{y}}$. In order to give a precise definition, we consider the linear (Taylor) approximation error of $\tilde{\mathcal{L}}_{\tilde{y}}$ at μx_0 :

$$\delta \tilde{\mathcal{L}}_{\tilde{y}}(x, \mu x_0) := \tilde{\mathcal{L}}_{\tilde{y}}(x) - \tilde{\mathcal{L}}_{\tilde{y}}(\mu x_0) - \langle \nabla \tilde{\mathcal{L}}_{\tilde{y}}(\mu x_0), x - \mu x_0 \rangle, \quad x \in \mathbb{R}^n, \quad (2.4)$$

where $\nabla \tilde{\mathcal{L}}_{\tilde{y}}$ denotes the gradient of $\tilde{\mathcal{L}}_{\tilde{y}}$. The empirical loss would now be called *strongly convex* (with respect to μx_0) if $\delta \tilde{\mathcal{L}}_{\tilde{y}}(x, \mu x_0)$ could be bounded from below by $C \|x - \mu x_0\|_2^2$ for all $x \in \mathbb{R}^n$ and an appropriate constant $C > 0$. But in general, such a property cannot be obtained when $m < n$. To see this, consider the square loss \mathcal{L}^{sq} and observe that (after a simple calculation) $\delta \tilde{\mathcal{L}}_{\tilde{y}}^{\text{sq}}(x, \mu x_0) = \frac{1}{2m} \|A(x - \mu x_0)\|_2^2$. If $m < n$, the matrix $A \in \mathbb{R}^{m \times n}$ has a non-trivial kernel and we have $\delta \tilde{\mathcal{L}}_{\tilde{y}}^{\text{sq}}(x, \mu x_0) = 0$ for some $x \neq \mu x_0$.

But fortunately, the estimator $(P_{\mathcal{L}, K})$ does only optimize over a certain subset K of \mathbb{R}^n . Hence, it is actually enough to have *restricted strong convexity*, i.e., $\delta \tilde{\mathcal{L}}_{\tilde{y}}(x, \mu x_0) \geq C \|x - \mu x_0\|_2^2$ only needs to be ensured for all x in (a subset of) K . This simple idea leads us to the following important relaxation of strong convexity, which is adapted from [28, 29]:

Definition 2.2 The empirical loss function $\tilde{\mathcal{L}}_{\tilde{y}}$ satisfies *restricted strong convexity* (in short RSC) at scale $t \geq 0$ (with respect to μx_0 and K) if there exists a constant $C > 0$ such that

$$\delta \tilde{\mathcal{L}}_{\tilde{y}}(x, \mu x_0) \geq C \|x - \mu x_0\|_2^2 \quad \text{for all } x \in K \cap (tS^{n-1} + \mu x_0). \quad (2.5)$$

Then, we usually call C the *RSC-constant* of \mathcal{L} .

Geometrically, (2.5) states that strong convexity shall hold for those vectors that belong to a (small) sphere of radius t around μx_0 . An interesting special case of Definition 2.2 is again obtained for

¹Actually, one also needs to assume that \mathcal{L}' is non-constant here. The uniqueness then follows from the fact that \mathcal{L}' is non-decreasing in the first variable, which is in turn a consequence of the convexity of \mathcal{L} .

$\mathcal{L} = \mathcal{L}^{\text{sq}}$: Here, $\delta \tilde{\mathcal{L}}_{\tilde{y}}^{\text{sq}}(x, \mu x_0) = \frac{1}{2m} \|A(x - \mu x_0)\|_2^2$ and (2.5) simply corresponds to the fact that the *restricted minimum singular value*¹ of $\frac{1}{m}A$ is bounded from below by a positive constant. This property is precisely reflected by *Gordon's escape lemma*, which has formed a key ingredient in the proofs of recovery results with Lasso-type estimators; see [35, Thm. 4.2, Lem. 4.4] and [12, Thm. 3.2] for example. The following refinement of Theorem 1.3 shows that the concept of RSC is indeed capable of handling general loss functions:

Theorem 2.3 *Suppose that the assumptions (M1), (M2), (L1), (L2) hold with $\Sigma = I_n$, and that μ, σ, η are defined according to (2.3). Moreover, let $\|x_0\|_2 = 1$ and $\mu x_0 \in K$ for a convex set $K \subset \mathbb{R}^n$. For a fixed recovery accuracy $t > 0$, we assume that the empirical loss function $\tilde{\mathcal{L}}_{\tilde{y}}$ satisfies RSC at scale t (with respect to μx_0 and K) and that*

$$m \geq d_t(K - \mu x_0). \quad (2.6)$$

Then, there exists a constant $C > 0$ such that the following holds with high probability:² If

$$t > C \cdot t_0 := C \cdot \left(\frac{\sigma \cdot \sqrt{d_t(K - \mu x_0)} + \eta}{\sqrt{m}} + \varepsilon \cdot \sqrt{\tau \log\left(\frac{\varepsilon}{\tau}\right)} \right), \quad (2.7)$$

any minimizer \hat{x} of $(P_{\mathcal{L}, K})$ satisfies $\|\hat{x} - \mu x_0\|_2 \leq t$.

The statement of Theorem 2.3 looks slightly more complicated than the error estimate of Theorem 1.3. The result should be read as follows: Suppose that RSC and (2.6) hold for a fixed (small) accuracy $t > 0$. Then, in order to ensure that $\|\hat{x} - \mu x_0\|_2 \leq t$ (with high probability), one simply needs to satisfy $t > C \cdot t_0$. The size of t_0 can be controlled by the number of measurements m as well as the adversarial noise parameters ε, τ . Thus, one might adjust m such that $t \approx C \cdot t_0$, which would correspond to the *minimal* number of required observations to make Theorem 2.3 applicable. In this case, we obtain

$$\|\hat{x} - \mu x_0\|_2 \leq t \approx C \cdot t_0 = C \cdot \left(\frac{\sigma \cdot \sqrt{d_t(K - \mu x_0)} + \eta}{\sqrt{m}} + \varepsilon \cdot \sqrt{\tau \log\left(\frac{\varepsilon}{\tau}\right)} \right),$$

resembling the error bound of Theorem 1.3. However, one should be aware of the fact that the desired accuracy is not directly controlled by m here, since the scale t is assumed to be a fixed (but small) number. Apart from that analytical description, there is also a nice geometric interpretation of Theorem 2.3 which is presented in Subsection 3.4. This discussion will particularly give some intuition of how the local effective dimension $d_t(\cdot)$ varies as a function of t .

Let us now consider the parameter t_0 , which certainly plays the role of a lower bound for the achievable accuracy. As already seen before, the adversarial noise is incorporated by an “inevitable” term $\varepsilon \cdot \sqrt{\tau \log(\varepsilon/\tau)}$. On the other hand, the structure of the signal set is again captured by the local mean width $w_t(K - \mu x_0)$, whereas the parameters μ, σ, η reflect our uncertainty of the present output model. This observation is remarkable because it indicates that all components of our framework can be essentially handled by separate quantities, and even more importantly, the asymptotic error rate $O(m^{-1/2})$ is not affected. Consequently, the capability of recovering signals does, at least asymptotically, neither depend on the (noisy) non-linearity f nor on the choice of loss function.

However, when analyzing the precise quantitative behavior of the above error bound, the values of the model parameters μ, σ , and η become quite important. On the one hand, we aim for small values of σ and η , quantifying the variance of the “noise” that is induced by a (non-linear) model mismatch. On the other hand, one should avoid a bad scaling of x_0 , i.e., $|\mu| \approx 0$, because any bound for $\|\hat{x} - \mu x_0\|_2$ would be almost meaningless in this case.

¹Here, the word “restricted” is again referred to the assumption that $x - \mu x_0 \in (K - \mu x_0) \cap tS^{n-1}$.

²More precisely, the constant C depends only on (the RSC-constant of) \mathcal{L} and the (desired) probability of success.

If $\mathcal{L} = \mathcal{L}^{\text{sq}}$, there is also an easy statistical explanation for this drawback: Here, $\mu = \mathbb{E}[f(g) \cdot g]$ essentially measures the *correlation* between the non-linear and linear model. Therefore, $|\mu| \approx 0$ would imply that the actual observations $y_i = f(\langle \mathbf{a}_i, \mathbf{x}_0 \rangle)$ are almost uncorrelated with $\langle \mathbf{a}_i, \mathbf{x}_0 \rangle$; so there is no hope for recovering the hidden signal \mathbf{x}_0 . More generally, a preferable situation for Theorem 2.3 is when σ and η are both relatively small compared to $|\mu|$, which basically means that the *signal-to-noise ratio* (also depending on \mathcal{L} and f) of the output scheme (M1) is good. This particularly coincides with our intuition that the used loss function and the observation model should “play well together”.

Remark 2.4 (1) Although not stated explicitly, the proof of Theorem 2.3 implies that there exists a minimizer of $(P_{\mathcal{L},K})$. In principle, this follows from the assumption that the equations in (2.3) are well-defined and μ really exists.

(2) The unit-norm assumption on the ground-truth signal \mathbf{x}_0 cannot be dropped in general. For example, one might consider a binary observation model $y_i = \text{sign}(\langle \mathbf{a}_i, \mathbf{x}_0 \rangle)$. Then, we could multiply \mathbf{x}_0 by any positive scalar without changing the value of y_i . Thus, there is no chance to recover the magnitude of \mathbf{x}_0 from \mathbf{y} and \mathbf{A} , which in turn makes a certain normalization necessary. Anyway, in the case of a (noisy) linear model, one could easily avoid such an additional assumption by appropriately rescaling the signals.

Furthermore, the non-linearity f in (M1) might involve some (unknown) rescaling of the linear projections $\langle \mathbf{a}_i, \mathbf{x}_0 \rangle$. This rescaling is precisely captured by the parameter μ , eventually leading to the condition $\mu \mathbf{x}_0 \in K$ in Theorems 1.3 and 2.3 (instead of $\mathbf{x}_0 \in K$). Equivalently, one could also assume that $\mathbf{x}_0 \in \mu^{-1}K$, which corresponds to a rescaling of the signal set K . But this is no severe restriction, since μ is a fixed constant determined by the observation model and loss function.

From a practical perspective, the issue of scaling the signal set K is of course relevant. Due to $\|\mathbf{x}_0\|_2 = 1$, it might be sometimes necessary to enlarge¹ K until $\mu \mathbf{x}_0 \in K$ is guaranteed. But the error bound of Theorem 2.3 becomes worse at the same time, since the mean width is a homogeneous quantity. This phenomenon is basically equivalent to finding an appropriate tuning parameter for a regularized optimization program, such as the classical Lasso (P_{RB^n}) .

(3) If there exists no adversarial noise, i.e., $\mathbf{y} = \tilde{\mathbf{y}}$, the additive error term $\varepsilon \cdot \sqrt{\tau \log(e/\tau)}$ in t_0 vanishes. Moreover, a careful analysis of the proof of Theorem 2.3 shows that the assumption of Lipschitz continuity in (L1) as well as (2.6) can be dropped in this case.

When additionally assuming that $\mathcal{L} = \mathcal{L}^{\text{sq}}$, we can easily reproduce the original recovery result for the K -Lasso (P_K) presented in [35, Thm. 1.9]. Note that the RSC follows for *any* scale $t > 0$ here (with high probability) by applying a version of Gordon’s escape lemma (cf. [35, Lem. 4.4]). In this situation, we can draw the remarkable conclusion that the estimator (P_K) with non-linear measurements has essentially the same behavior as if it would be applied to a simple linear model $y_i = \mu \langle \mathbf{a}_i, \mathbf{x}_0 \rangle + z_i$ with $z_i \sim \mathcal{N}(0, \sigma^2)$. \diamond

2.3. A Sufficient Condition for Restricted Strong Convexity

In the previous part, it has turned out that RSC is an appropriate concept to prove recovery guarantees. Now, we shall investigate some sufficient conditions for this property. The following theorem shows that RSC holds under fairly general assumptions:

Theorem 2.5 *Suppose that the assumptions (M1), (M2), (L1), (L2) hold with $\Sigma = \mathbf{I}_n$. Furthermore, let $\|\mathbf{x}_0\|_2 = 1$ and $\mu \mathbf{x}_0 \in K$ for a (not necessarily convex) set $K \subset \mathbb{R}^n$. For any fixed scale $t > 0$, we assume that the loss function $\mathcal{L}: \mathbb{R} \times \mathcal{Y} \rightarrow \mathbb{R}$ satisfies the following properties:*

¹By “enlarging”, we simply mean that K is dilated by some scalar $\lambda > 1$, i.e., $K \mapsto \lambda K$.

(L3) \mathcal{L} is twice continuously differentiable in the first variable. The corresponding second derivative is denoted by $\mathcal{L}''(v, y) = \frac{\partial^2 \mathcal{L}}{\partial v^2}(v, y)$.

(L4) For a fixed number $M > \max\{32t, C_1 \cdot |\mu|, C_2 \cdot \mathbb{E}[|f(g)|] + \varepsilon\}$, with $g \sim \mathcal{N}(0, 1)$ and numerical constants $C_1, C_2 > 0$, assume that there exists $C_M > 0$ such that

$$\mathcal{L}''(v, y) \geq C_M \quad \text{for all } (v, y) \in [-M, M] \times ([-M, M] \cap \mathcal{Y}).$$

Then, we can find numerical constants $C_3, C_4 > 0$ such that the following holds with probability at least $1 - \exp(-C_4 \cdot m)$: If the number of observations obeys

$$m \geq C_3 \cdot d_t(K - \mu x_0), \quad (2.8)$$

then the empirical loss function $\tilde{\mathcal{L}}_{\tilde{\mathbf{y}}}$ satisfies RSC at scale t (with respect to μx_0 and K), i.e., there exists $C_{\text{RSC}} > 0$ (only depending on C_M) such that

$$\delta \tilde{\mathcal{L}}_{\tilde{\mathbf{y}}}(\mathbf{x}, \mu x_0) \geq C_{\text{RSC}} \|\mathbf{x} - \mu x_0\|_2^2 \quad \text{for all } \mathbf{x} \in K \cap (tS^{n-1} + \mu x_0). \quad (2.9)$$

Although (L4) looks rather technical, this is actually a mild condition on \mathcal{L} . Roughly speaking, it requires that for a “sufficiently” large M (note that t and ε are assumed to be small anyway), one can bound \mathcal{L}'' from below by a step function supported around the origin:

$$\mathcal{L}''(v, y) \geq C_M \cdot \chi_{MB_\infty^2}(v, y) \quad \text{for all } (v, y) \in \mathbb{R} \times \mathcal{Y}.$$

In other words, we assume that \mathcal{L} is *locally* strongly convex in an a certain neighborhood of $(0, 0)$. For example, this is automatically satisfied for strictly convex loss functions, which were already considered in Theorem 1.3:

Corollary 2.6 *The assumption (L4) is fulfilled if \mathcal{L}'' is continuous in both variables¹ and $\mathcal{L}''(v, y) > 0$ for all $(v, y) \in \mathbb{R} \times \mathcal{Y}$. Consequently, the statement of Theorem 2.5 holds for all twice continuously differentiable loss functions with strictly positive second derivative.*

Remark 2.7 (1) It is very important to notice that the RSC-constant C_{RSC} in (2.9) might only depend on the choice of M . In fact, when combining this statement with Theorem 2.3 (as we do in the next part), we need to ensure that the constant C in (2.7) has no explicit dependence on t . Certainly, the condition of (L4) requires that $M > 32t$, but this is no severe restriction, since we are interested in small values of t anyway. A careful analysis of the proof of Theorem 2.5 (in Subsection 5.3) shows that C_{RSC} asymptotically scales like C_M , as M becomes large. Hence, the size of the RSC-constant (large values are of course better) actually relies on the decay of $(v, y) \mapsto \mathcal{L}''(v, y)$. However, Theorem 2.5 is rather a non-asymptotic result, since M is fixed albeit possibly large.

(2) When using the square loss $\mathcal{L}^{\text{sq}}(v, y) = \frac{1}{2}(v - y)^2$, the conditions (L1)–(L4) are trivially fulfilled with $C_M = 1$, since $(\mathcal{L}^{\text{sq}})'' \equiv 1$. We have already pointed out that, in this case, RSC is equivalent to having a lower bound (even independent from M) for the minimal restricted singular value of $\frac{1}{m}A$. In this sense, one can regard Theorem 2.5 as a natural generalization of classical concepts, such as Gordon’s escape through a mesh ([19]) or restricted eigenvalues (see [37, 48] for example). \diamond

2.4. Extension to Anisotropic Measurement Vectors

In this final part, we shall drop the assumption of an isotropic measurement process, that is, the vectors $\mathbf{a}_1, \dots, \mathbf{a}_m$ are now allowed to follow any multivariate Gaussian distribution $\mathcal{N}(\mathbf{0}, \Sigma)$ with

¹If \mathcal{Y} is a discrete or finite set, this condition trivially follows from the continuity in the first variable.

arbitrary positive definite covariance matrix $\Sigma \in \mathbb{R}^{n \times n}$. The following theorem shows that this is indeed possible with some slight modifications of the previous results:¹

Theorem 2.8 *Suppose that the assumptions (M1), (M2), (L1)–(L4) hold true, and that μ, σ, η are defined according to (2.3). Moreover, let $\|\sqrt{\Sigma}x_0\|_2 = 1$ and $\mu x_0 \in K$ for a convex set $K \subset \mathbb{R}^n$. Then, there exist constants² $C_1, C_2 > 0$ such that the following holds for any recovery accuracy $t > 0$: Assuming that the number of observations obeys*

$$m \geq C_1 \cdot d_t(\sqrt{\Sigma}(K - \mu x_0)),$$

and that

$$t > C_2 \cdot t_0 := C_2 \cdot \left(\frac{\sigma \cdot \sqrt{d_t(\sqrt{\Sigma}(K - \mu x_0))} + \eta}{\sqrt{m}} + \varepsilon \cdot \sqrt{\tau \log\left(\frac{\varepsilon}{\tau}\right)} \right),$$

any minimizer \hat{x} of $(P_{\mathcal{L},K})$ satisfies $\|\sqrt{\Sigma}(\hat{x} - \mu x_0)\|_2 \leq t$ with high probability.

Proof. The statement for $\Sigma = I_n$ is a simple combination of our main results, Theorem 2.3 and Theorem 2.5. Now, we follow the idea of [35, Cor. 1.6], where the case of an anisotropic covariance structure is reduced to the situation where $\Sigma = I_n$. For this, we first observe that one may write $a_i = \sqrt{\Sigma}\tilde{a}_i$ for $\tilde{a}_i \sim \mathcal{N}(\mathbf{0}, I_n)$. This implies

$$\langle a_i, x \rangle = \langle \sqrt{\Sigma}\tilde{a}_i, x \rangle = \langle \tilde{a}_i, \sqrt{\Sigma}x \rangle \quad \text{for all } x \in \mathbb{R}^n.$$

Hence, substituting x_0 by $\sqrt{\Sigma}x_0$ and A by $\tilde{A} := [\tilde{a}_1 \ \dots \ \tilde{a}_m]^\top$, we obtain exactly the same model as in (M1) but with a trivial covariance matrix $\Sigma = I_n$. The generalized estimator $(P_{\mathcal{L},K})$ can be treated in a similar way:

$$\begin{aligned} & \min_{x \in \mathbb{R}^n} \frac{1}{m} \sum_{i=1}^m \mathcal{L}(\langle a_i, x \rangle, \tilde{y}_i) \quad \text{subject to } x \in K \\ &= \min_{x \in \mathbb{R}^n} \frac{1}{m} \sum_{i=1}^m \mathcal{L}(\langle \tilde{a}_i, \sqrt{\Sigma}x \rangle, \tilde{y}_i) \quad \text{subject to } x \in K \\ &= \min_{x \in \mathbb{R}^n} \frac{1}{m} \sum_{i=1}^m \mathcal{L}(\langle \tilde{a}_i, x \rangle, \tilde{y}_i) \quad \text{subject to } x \in \sqrt{\Sigma}K. \end{aligned}$$

Now, we are exactly in the setup of Theorem 2.8 with $\Sigma = I_n$, but with the caveat that \hat{x} , x_0 , and K are replaced by $\sqrt{\Sigma}\hat{x}$, $\sqrt{\Sigma}x_0$, and $\sqrt{\Sigma}K$, respectively. Since the statement is already proven for $\Sigma = I_n$, the general claim follows. \blacksquare

A very nice and essential feature of Theorem 2.8 is that it works with the initial estimator $(P_{\mathcal{L},K})$, which does not require the explicit knowledge of Σ . This implies a certain relevance to real-world applications because the exact correlation structure of A is usually unknown in practice. But the actual recovery performance, however, depends on the underlying covariance matrix. On the one hand, the condition of $\|\sqrt{\Sigma}x_0\|_2 = 1$ involves a certain rescaling of our ground-truth signal x_0 , and the resulting bound $\|\sqrt{\Sigma}(\hat{x} - \mu x_0)\|_2 \leq t$ is affected by $\sqrt{\Sigma}$ as well. On the other hand, we need to control the modified mean width $w_t(\sqrt{\Sigma}(K - \mu x_0))$. This could be done similarly to [35, Rmk. 1.7],

¹If $\Sigma \in \mathbb{R}^{n \times n}$ is positive definite, there exists a unique, positive definite matrix square root $\sqrt{\Sigma} \in \mathbb{R}^{n \times n}$ with $\sqrt{\Sigma} \cdot \sqrt{\Sigma} = \Sigma$.

²More precisely, C_1 is numerical constant, whereas C_2 might depend on the “probability of success” as well as on the choice of C_M in (L4); see also Remark 2.7(1).

leading to a (non-optimal) estimate¹

$$w_t(\sqrt{\Sigma}(K - \mu x_0)) \leq w_t(K - \mu x_0) \cdot \begin{cases} \|\sqrt{\Sigma}\|, & \text{if } \|\sqrt{\Sigma}^{-1}\| < 1, \\ \|\sqrt{\Sigma}^{-1}\| \|\sqrt{\Sigma}\|, & \text{if } \|\sqrt{\Sigma}^{-1}\| \geq 1. \end{cases}$$

Informally stated, we obtain the following final conclusion:

If the covariance matrix Σ is not too badly conditioned, an accurate recovery of x_0 by $(P_{\mathcal{L},K})$ is still possible as long as $m \gg d_t(K - \mu x_0)$ and the adversarial noise is low.

Remark 2.9 By using precisely the same arguments as in the proof of Theorem 2.8, one could also generalize the statements of Theorems 2.3 and 2.5 to anisotropic covariance structures. But note that the property of RSC then needs to be formulated with respect to $\sqrt{\Sigma}\mu x_0$ and $\sqrt{\Sigma}K$. These technical details are left to the reader. \diamond

3. CONSEQUENCES AND EXAMPLES

The generality of our main results from the previous section offers a broad range of applications to compressed sensing, signal processing, and also machine learning. To demonstrate this versatility, we shall now discuss several examples of signal sets, observation models, and loss functions.

3.1. Examples of Signal Sets

Let us recall the crucial assumption

$$m \gtrsim d_t(K - \mu x_0) = w_t(K - \mu x_0)^2 / t^2, \quad (3.1)$$

which appears both in Theorems 2.3 and 2.5. It implies that the number of required measurements heavily relies on the effective dimension of $K - \mu x_0$. This makes especially those sets of small mean width appealing, coinciding with our wish to exploit the low-complexity structure of the considered signal class. On the other hand, it is usually very hard to compute $d_t(K - \mu x_0)$ for an arbitrary subset $K \subset \mathbb{R}^n$, or at least, to find a meaningful upper bound for it. Consequently, the notion of mean width (or effective dimension) in a general situation is rather of theoretical interest. But fortunately, there exist some special cases where (sharp) bounds are available. For the following examples, let us recall that the *global* effective dimension is given by $d(L) := w(L)^2$ for $L \subset \mathbb{R}^n$.

Example 3.1 (1) *Linear subspaces:* Assume that $K \subset \mathbb{R}^n$ is a linear subspace of dimension d . If $\mu x_0 \in K$, we have (cf. [35])

$$d_t(K - \mu x_0) = d_1(K - \mu x_0) = d((K - \mu x_0) \cap B_2^n) \asymp d. \quad (3.2)$$

Thus, $d(\cdot)$ and $d_t(\cdot)$ in fact measure the algebraic dimension here, which particularly justifies why we speak of the *effective dimension* of a set. Another consequence of (3.2) is a trivial upper bound for the effective dimension of any subset $K \subset \mathbb{R}^n$:

$$d_t(K - \mu x_0) \leq d_t(\mathbb{R}^n) \asymp n.$$

Concerning our main results, this mimics the behavior of classical, unconstrained estimators, such as an ordinary least squares fit.

¹Note that in contrast to [35, Rmk. 1.7], we do not assume that $K - \mu x_0$ is a cone here, which makes the estimate slightly worse.

(2) *Finite sets and polytopes*: Let $K' = \{x_1, \dots, x_k\} \subset \mathbb{R}^n$ be a finite set. Then, $K := \text{conv}(K')$ is a polytope and we have (cf. [49, Ex. 1.3.8])

$$d(K - \mu x_0) = d(K' - \mu x_0) \lesssim \left(\max_{1 \leq i \leq k} \|x_i - \mu x_0\|_2^2 \right) \cdot \log(k),$$

where we have also used that the mean width is invariant under taking the convex hull ([33, Prop. 2.1]). This shows that the effective dimension of a polytope only logarithmically depends on the number of vertices, although it might have full algebraic dimension.

(3) *(Approximately) Sparse vectors*: The recovery of sparse signals is one of the “driving forces” for our results. So let us assume that $x_0 \in S^{n-1}$ is *s-sparse*, i.e., $\|x_0\|_0 \leq s$. From the Cauchy-Schwarz inequality, it follows $\|x_0\|_1 \leq \sqrt{\|x_0\|_0} \cdot \|x_0\|_2 \leq \sqrt{s}$, that is, $x_0 \in \sqrt{s}B_1^n$. Therefore, $\sqrt{s}B_1^n \cap S^{n-1}$ can be seen as a set of *approximately sparse vectors*. It was shown in [33, Sec. III] that for $K = \mu(\sqrt{s}B_1^n \cap B_2^n)$, we have

$$d(K - \mu x_0) \lesssim s \log\left(\frac{2n}{s}\right).$$

The same bound can be achieved for $d_t(\cdot)$ when K is an appropriately scaled ℓ^1 -ball such that μx_0 lies at its boundary (cf. [12, 35]). Putting this estimate into (3.1), we essentially end up with a threshold for the minimal number of required measurements that is well-established in the theory of compressed sensing and sparse recovery.

(4) *(Sparse) Representation in a dictionary*: In many real-world problems, the assumption of (approximate) sparsity only holds with respect to a certain *dictionary* $D \in \mathbb{R}^{n \times n'}$, i.e., there exists a sparse coefficient vector $x' \in \mathbb{R}^{n'}$ such that $x_0 = Dx'$. In general, we may assume that $K = DK'$ for some appropriate coefficient set $K' \subset \mathbb{R}^{n'}$. A basic application of *Slepian’s inequality* [18, Lem. 8.25] yields

$$d(K - \mu x_0) = d(D(K' - \mu x')) \lesssim \|D\|^2 \cdot d(K' - \mu x'), \quad (3.3)$$

which implies that the impact of a linear transformation can be controlled in terms of its operator norm. But note that the estimate of (3.3) might become very rough when $\|D\|$ is large, which is usually the case for overcomplete dictionaries. However, there are often much sharper bounds possible, e.g., for polytopes (cf. Example 3.1(2)) where $\|D\|$ can be replaced by the maximal column norm of D in (3.3).

(5) There are many other examples of structured and low-dimensional signal sets. For instance, one could also consider the *elastic net* [50], *fused penalties* [44], *OSCAR/OWL* [5, 16], etc. \diamond

In some of the above examples, we have only given estimates of the global mean width. In fact, the localized version $w_t(K - \mu x_0)$ is usually harder to control because it particularly depends on the “position” of μx_0 in K . We will return to this issue in Subsection 3.4, where the convex geometry of our problem setting is discussed.

3.2. Examples of (Non-)Linear Models

Now, we shall discuss several examples of the (random) non-linearity $f: \mathbb{R} \rightarrow \mathcal{Y}$ in our observation model (M1):

Example 3.2 (1) *Noisy linear model*: In the classical setting of compressed sensing and linear regression, one considers $f(v) = \lambda v + z$, where $\lambda > 0$ is fixed and z is mean-zero noise (independent of A). Since the randomness of f is understood sample-wise, this leads to observations of the form

$y_i = \lambda \langle \mathbf{a}_i, \mathbf{x}_0 \rangle + z_i$, or in short $\mathbf{y} = \lambda \mathbf{A} \mathbf{x}_0 + \mathbf{z}$ with $\mathbf{z} = (z_1, \dots, z_m)$. If $\mathcal{L} = \mathcal{L}^{\text{sq}}$, we can compute the model parameters explicitly (cf. (1.5) and (2.3)):

$$\mu = \mathbb{E}[f(g) \cdot g] = \lambda, \quad \sigma^2 = \mathbb{E}[(f(g) - \mu g)^2] = \mathbb{E}[z^2], \quad \eta^2 = \mathbb{E}[(f(g) - \mu g)^2 \cdot g^2] = \mathbb{E}[z^2].$$

As our intuition suggests, μ indeed describes the involved rescaling of f , whereas σ^2 and η^2 capture the variance of the noise. So one can regard the fraction μ/σ as a certain signal-to-noise ratio, which should be large in order to achieve accurate estimates (cf. discussion part of Theorem 2.3).

An interesting special case is the *noiseless* scenario, where $\mathbf{z} \equiv 0$ and $\varepsilon = \tau = 0$. Then, $\sigma^2 = \eta^2 = 0$ and our main results even provide *exact recovery*, supposed that $m \gtrsim d_t(K - \mu x_0)$ for all $t > 0$. Such a condition is closely related to the mean width of *descent cones* which is discussed in Subsection 3.4.

(2) *1-bit observations*: A typical example of a non-linearity is the sign-function $f(v) = \text{sign}(v)$ with $\mathcal{Y} = \{-1, 0, +1\}$, encoding the signal by 1-bit measurements. Such a model is usually associated with the problems of 1-bit compressed sensing and classification. Similarly to Example 3.2(1), we can also allow for noise here, e.g., by incorporating *random bit-flips*: $f(v) = \varepsilon \cdot \text{sign}(v)$ where ε is an independent ± 1 -valued random variable with $\mathbb{P}[\varepsilon = 1] =: p$. If $\mathcal{L} = \mathcal{L}^{\text{sq}}$, we have

$$\begin{aligned} \mu &= \mathbb{E}[\varepsilon \cdot \text{sign}(g) \cdot g] = \mathbb{E}[\varepsilon] \cdot \mathbb{E}[|g|] = (2p - 1) \cdot \sqrt{\frac{2}{\pi}}, \\ \sigma^2 &= 1 - \frac{2}{\pi}(1 - 2p)^2, \quad \eta^2 = 1 - \frac{2}{\pi}(1 - 2p)^2. \end{aligned}$$

Since $\mu > 0$ for $p > 1/2$, this shows that μx_0 can be still estimated even when the chance of a bit-flip is almost $\frac{1}{2}$ ([33, Sec. III.A]). Another important class of observation models takes the form $f(v) = \text{sign}(v + z)$, where z is an independent noise term, e.g., following a logit distribution. This corresponds to the classical setting of *logistic regression*, which has been widely studied in statistical literature, also with additional sparsity-promoting constraints (see [2] for instance).

Apart from independent noise, one could also permit adversarial bit-flips according to (M2). In this case, $\tilde{\mathbf{y}} \in \{-1, +1\}^m$ is a set of binary responses and τ measures the fraction of wrong bits, whereas $\|\mathbf{y} - \tilde{\mathbf{y}}\|_\infty = \varepsilon \leq 2$ is trivially bounded.

(3) Besides these two examples, there are various other observation models that one could think of, e.g., *generalized linear models*,¹ *quantized measurements*, or *multiple labels*. \diamond

3.3. Examples of Convex Loss Functions

The recovery bound of Theorem 2.3 indicates that the asymptotic error rate (in m) is essentially independent from the used loss function. However, the precise quantitative behavior of the approximation error will heavily depend on the choice of \mathcal{L} as well as the underlying observation model. In this work, we do not discuss the issue of what loss function is best suited for a specific application, but at least, let us mention some popular examples:

Example 3.3 (1) *Square loss*: The square loss

$$\mathcal{L}^{\text{sq}}: \mathbb{R} \times \mathcal{Y} = \mathbb{R} \times \mathbb{R} \rightarrow \mathbb{R}, \quad (v, y) \mapsto \frac{1}{2}(v - y)^2$$

has been extensively discussed in the previous parts and has served as the “prototype” for our results. We have seen that the definitions of the model parameters μ , σ , and η simplify significantly (cf. (1.5)), and since $(\mathcal{L}^{\text{sq}})'' \equiv 1$, the RSC is immediately implied by Theorem 2.5 for arbitrarily large values of M .

¹However, one should be aware of the fact that there is no strict containment (in both directions) between the single-index model of (M1) and generalized linear models (cf. [36, Sec. 6]).

(2) *Logistic loss*: When working with a classification model such as in Example 3.2(2), the square loss suffers from the drawback that it also penalizes correctly classified samples. In this case, it could be more beneficial to use the *logistic loss*¹

$$\mathcal{L}^{\log}: \mathbb{R} \times \mathcal{Y} = \mathbb{R} \times \{-1, +1\} \rightarrow \mathbb{R}, (v, y) \mapsto -y \cdot v + \log(1 + \exp(-y \cdot v)). \quad (3.4)$$

One easily checks that (L1)–(L4) hold indeed so that \mathcal{L}^{\log} is admissible for our main results. Note that, statistically, the resulting estimator ($P_{\mathcal{L}^{\log}, K}$) corresponds to minimizing the negative log-likelihood of a logistic regression model, combined with a structural constraint.

(3) *Generalized linear models*: Motivated by the previous example, one could also consider maximum likelihood estimators of generalized linear models. The related loss function then takes the form $\mathcal{L}(v, y) = -y \cdot v + \Phi(v)$, where $\Phi: \mathbb{R} \rightarrow \mathbb{R}$ denotes the *link-function* of the model; see [28, Sec. 4.4] for more details. \diamond

It has been repeatedly pointed out that the model parameters μ , σ , and η are measuring how well the loss function and the (non-)linear model interact with each other. There are in fact cases where this interplay is so “bad” that the defining equation (2.3a) for μ cannot be satisfied, and our theorems are not applicable anymore. The following example shows such an “incompatible” pair of \mathcal{L} and f .

Example 3.4 Suppose that we are trying to fit noiseless 1-bit observations $y_i = \text{sign}(\langle a_i, x_0 \rangle)$ with the logistic loss $\mathcal{L} = \mathcal{L}^{\log}$ defined in (3.4). Then, for any $\lambda > 0$, we have

$$\tilde{\mathcal{L}}_y(\lambda x_0) = \frac{1}{m} \sum_{i=1}^m (-\lambda |\langle a_i, x_0 \rangle| + \log(1 + \exp(-\lambda |\langle a_i, x_0 \rangle|))),$$

implying that the empirical loss can become arbitrarily small. Therefore, the estimator ($P_{\mathcal{L}, K}$) is only guaranteed to have a minimizer \hat{x} if K is compact. But even then we cannot hope for a recovery of x_0 , although \hat{x} probably provides perfect classification. This example particularly indicates that approximating the ground-truth signal x_0 is a much more difficult task than just finding a good classifier for our model. And interestingly, it also defies conventional wisdom of using logistic regression as the standard method in a binary output scheme. \diamond

3.4. Descent Cones and the Convex Geometry of Theorem 2.3

In this part, we shall briefly discuss the underlying geometric ideas of our approach. For the sake of simplicity, let us assume that we are working in the noiseless linear regime, i.e., $y_i = \langle a_i, x_0 \rangle$, or in short $y = \tilde{y} = Ax_0$. We would like to perform the K -Lasso (P_K) for some convex signal set $K \subset \mathbb{R}^n$ with $x_0 \in K$. Then, x_0 is obviously a minimizer of (P_K) and we might ask when it is unique, so that the recovery is exact. It is not hard to see (cf. [49, Sec. 1.9.1]) that this is the case if and only if

$$(K - x_0) \cap \ker A = \{0\}. \quad (3.5)$$

Since K is convex, this condition can be easily rewritten in terms of the so-called *descent cone* of K at x_0 , given by²

$$\mathcal{C}(K, x_0) := \{\lambda(x - x_0) \mid x \in K, \lambda \geq 0\}.$$

Indeed, (3.5) is equivalent to

$$\mathcal{C}(K, x_0) \cap \ker A = \{0\}.$$

¹Note that we ignore $\text{sign}(0) = 0$ here, since this case occurs with probability zero anyway.

²Note that $\mathcal{C}(K, x_0)$ might not be a closed set even when K is closed. As an example, consider $K = B_2^n$ and $x_0 = (1, 0, \dots, 0)$.

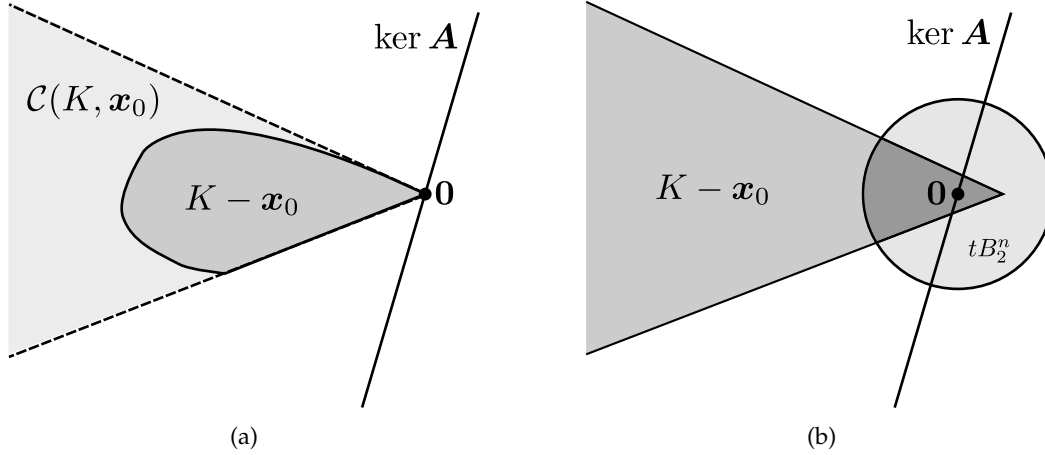


Figure 3: (a) The convex geometry of exact recovery. Note that everything is “centered” around $\mathbf{0}$, since we have subtracted \mathbf{x}_0 . (b) Situation where $\mathbf{0}$ is not exactly at the vertex of $K - \mathbf{x}_0$. The effective dimension is computed over the intersection of $K - \mathbf{x}_0$ and tB_2^n . For simplicity, we visualize the signal set as a cone here, but in general, it can be any convex set.

This observation originates from [12, Prop. 2.1]; see Figure 3(a) for a visualization. Since the matrix $A \in \mathbb{R}^{m \times n}$ is i.i.d. Gaussian, $\ker A$ can be identified with an $(n - m)$ -dimensional random subspace drawn from the Grassmannian $G(n, n - m)$. The problem of exact recovery can be therefore reduced to the question of when a random subspace of codimension m trivially intersects the descent cone $\mathcal{C}(K, \mathbf{x}_0)$. Heuristically, the latter criterion should be met with high probability if the cone $\mathcal{C}(K, \mathbf{x}_0)$ is relatively “narrow”. This important geometrical insight was formalized in [12] by Gordon’s escape, leading to a sufficient condition of the form

$$m \gtrsim d_t(\mathcal{C}(K, \mathbf{x}_0)) = w_1(\mathcal{C}(K, \mathbf{x}_0))^2, \quad (3.6)$$

where we have used that the effective dimension of cones is independent from the scale t . This particularly strengthens our intuition that the problem becomes “easier” to solve as the codimension of the random subspace grows or the cone becomes more narrow (measured in terms of the mean width). Remarkably, (3.6) precisely coincides with our findings of Example 3.2(1).

However, it could happen that \mathbf{x}_0 does not lie exactly at the boundary of K , or even worse, the signal set has “smoothed vertices”—think of $K = \sqrt{s}B_1^n \cap B_2^n$ for instance. We would essentially have

$$d_1(\mathcal{C}(K, \mathbf{x}_0)) = w_1(\mathcal{C}(K, \mathbf{x}_0))^2 \asymp n$$

in these cases,¹ and the condition (3.6) becomes meaningless. Fortunately, it has turned out in [35, 36] that the *local* mean width is able to overcome this drawback. In order to get a basic understanding for this approach, let us consider Figure 3(b), where \mathbf{x}_0 is relatively closely located to the vertex of K . Again, the intersection between $K - \mathbf{x}_0$ and $\ker A$ could be small if K is narrow, which would lead to an accurate (maybe not exact) estimate of \mathbf{x}_0 by (P_K) . But how to measure the size of K in this situation? The key idea is that, if the scale $t > 0$ is sufficiently large, the value of

$$d_t(K - \mathbf{x}_0) = \left(\frac{1}{t} \cdot \mathbb{E} \left[\sup_{\mathbf{x} \in (K - \mathbf{x}_0) \cap tB_2^n} \langle \mathbf{g}, \mathbf{x} \rangle \right] \right)^2$$

is approximately equal to the (local) effective dimension in the case where \mathbf{x}_0 lies *exactly* at the vertex

¹We assume that K has full algebraic dimension here.

of K . For this reason, the above argumentation applies here as well, but without the necessity of forming a descent cone, which could be the entire \mathbb{R}^n . Following the setup of Theorem 2.3, the scaling parameter t can be also interpreted as the estimation accuracy, since it essentially bounds the size of the set of potential minimizers $K \cap (\ker A + x_0)$. On the other hand, as the desired “resolution” becomes too high, i.e., $t \rightarrow 0$, the scaled ball tB_2^n might be completely contained in the interior of $K - x_0$ such that we end up with $d_t(K - x_0) \asymp n$ at some point. This behavior gives us further (geometric) evidence of the recovery guarantee in Theorem 2.3 and particularly shows that the local mean width is indeed an appropriate refinement of the classical “conic mean width”.

4. CONCLUSION AND OUTLOOK

Our main results, Theorems 2.3, 2.5, and 2.8, have shown that high-dimensional estimation is possible under fairly general conditions, involving non-linear outputs with adversarial noise and anisotropic Gaussians, strictly convex loss functions as well as arbitrary convex signal sets. In this setup, perhaps the most astonishing conclusion was that these guarantees can be already achieved with standard estimators that do not rely on any knowledge of the non-linear and noisy observation model. We have seen that the actual capability of recovering a signal is indeed only based on three key concepts, originating from the works of [28, 29, 35, 36], respectively:

- (1) The *(local) mean width*, capturing the complexity of the signal class.
- (2) *Restricted strong convexity (RSC)*, allowing us to pass from consistent prediction to signal approximation.
- (3) The *model parameters* μ, σ, η , quantifying the uncertainty caused by a (random) non-linear perturbation of linear measurements.

Let us conclude this section with a brief listing of potential extensions of our results and some open questions, which could be considered for future work:

- *Non-Gaussian measurements*: The works by Tropp [47] and Mendelson [25, 27] go beyond the assumption of Gaussian random vectors. Therefore, one might wonder whether our setting could be also lifted to more general distributions, e.g., *sub-Gaussians*. Some arguments of our proofs can be easily adapted (see also [47, Prop. 2.5.1, Thm. 2.6.3]), but there are other steps whose generalization seems to be more involving, for example, a binary observation model with sub-Gaussian measurements (cf. [1]).
- *More general convex loss functions*: A popular example which is not included in our setting are *support vector machines (SVMs)* based on the *hinge loss* $\mathcal{L}^{\text{hgn}}(v, y) := \max\{0, 1 - v \cdot y\}$. Although \mathcal{L}^{hgn} obviously does not satisfy RSC, some recovery guarantees for sparse vectors can be still proven; see [20] for instance. Thus, we might ask for a further generalization of the RSC-condition from Definition 2.2. One potential strategy could be a replacement of the Euclidean norm in (2.9) by another measure of distance, possibly adapted to the used loss function.

Apart from that, the sufficient conditions for RSC in Theorem 2.5 might be further relaxed. Especially some restrictions on the second input variable of $(v, y) \mapsto \mathcal{L}(v, y)$ could be dropped, since all regularity assumptions are with respect to the first variable. Furthermore, it should be even possible to allow for piece-wise smooth functions: Such an improvement could be incorporated by using a smooth approximation of the loss in the proof and finally taking a uniform limit.

- *“Optimal” loss functions*: In Section 3, we have discussed a few common examples of loss functions, but practitioners often have to face the following challenge: Supposed that we have some approximate knowledge of the true observation scheme, what is an (almost) optimal choice of \mathcal{L} ? A particular difficulty here is to find a reasonable notion of optimality. As a first step, one could

try to construct a loss such that μ becomes as large as possible compared to σ^2 and η^2 . This would ensure a good *signal-to-noise ratio*, since the estimator $(P_{\mathcal{L},K})$ measures residuals in terms of \mathcal{L} (see also the discussion part of Theorem 2.3). However, it is quite unclear whether this strategy really leads to the “best” loss function.

Another important issue concerns the robustness against model inaccuracies. For instance, one might ask what would happen if the output actually follows a probit model but the logistic loss is used for estimation. It would be interesting to see how sensitive our estimator is to those mismatches in general. Moreover, one could develop some rules-of-thumb when f and \mathcal{L} are “compatible” in the sense of well-behaved model parameters μ , σ , and η .

- Instead of a constrained estimator, we could consider a *regularized* version of it, such as in [28, 29]. This might be more appealing for computational purposes, and we strongly believe that similar recovery results can be shown when the regularization parameter is appropriately chosen.
- Finally, one could also think of extending the single-index model (M1) to a *multi-index model* of the form

$$y_i = f(\langle \mathbf{a}_i, \mathbf{x}_0^{(1)} \rangle, \langle \mathbf{a}_i, \mathbf{x}_0^{(2)} \rangle, \dots, \langle \mathbf{a}_i, \mathbf{x}_0^{(N)} \rangle), \quad i = 1, \dots, m.$$

Such a model does not only rely on a one-dimensional projection (of \mathbf{a}_i) onto $\text{span}\{\mathbf{x}_0\}$, but rather on a linear map into a subspace which is spanned by $\{\mathbf{x}_0^{(1)}, \dots, \mathbf{x}_0^{(N)}\}$. Hence, the main problem would now read as follows: Can we recover the set of signals $\mathbf{x}_0^{(1)}, \dots, \mathbf{x}_0^{(N)}$ from \mathbf{y} and \mathbf{A} ? And if so, how to do it efficiently? Note that this challenge is closely related to the theory of *generalized ridge functions*; see [13, 17] for example.

5. PROOFS OF THE MAIN RESULTS

5.1. Proof of Theorem 1.3

Proof of Theorem 1.3. We would like to apply Theorem 2.8 for $\Sigma = \mathbf{I}_n$ and

$$t = C' \left(\left(\frac{w(K - \mu \mathbf{x}_0)^2}{m} \right)^{1/4} + \varepsilon \cdot \sqrt{\tau \log\left(\frac{\varepsilon}{\tau}\right)} \right),$$

where $C' > 0$ is a constant which is chosen later. First of all, the assumption (L4) is ensured by Corollary 2.6. Next, we observe that

$$d_t(K - \mu \mathbf{x}_0) = \frac{1}{t^2} \cdot w_t(K - \mu \mathbf{x}_0)^2 \stackrel{(2.2)}{\leq} \frac{1}{t^2} \cdot w(K - \mu \mathbf{x}_0)^2 \leq \frac{1}{C'^2} \cdot \sqrt{m} \cdot w(K - \mu \mathbf{x}_0). \quad (5.1)$$

Together with the assumption (1.6), we immediately obtain $m \geq C_1 d_t(K - \mu \mathbf{x}_0)$.¹ Finally, we choose C' , depending on σ and η , such that

$$\begin{aligned} C_2 \cdot t_0 &= C_2 \left(\frac{\sigma \cdot \sqrt{d_t(K - \mu \mathbf{x}_0)} + \eta}{\sqrt{m}} + \varepsilon \cdot \sqrt{\tau \log\left(\frac{\varepsilon}{\tau}\right)} \right) < C'^2 \cdot \frac{\sqrt{d_t(K - \mu \mathbf{x}_0)}}{\sqrt{m}} + C' \cdot \varepsilon \cdot \sqrt{\tau \log\left(\frac{\varepsilon}{\tau}\right)} \\ &\stackrel{(5.1)}{\leq} C' \left(\frac{w(K - \mu \mathbf{x}_0)^2}{m} \right)^{1/4} + C' \cdot \varepsilon \cdot \sqrt{\tau \log\left(\frac{\varepsilon}{\tau}\right)} = t. \end{aligned}$$

The claim is now implied by Theorem 2.8. ■

¹In this proof, C_1, C_2 denote the constant from the statement of Theorem 2.8.

5.2. Proof of Theorem 2.3

Throughout this subsection, we shall assume that the assumptions of Theorem 2.3 hold true. At first, let us recall that the generalized estimator $(P_{\mathcal{L},K})$ can be written in terms of the empirical loss function:

$$\min_{x \in \mathbb{R}^n} \bar{\mathcal{L}}_{\tilde{y}}(x) \quad \text{subject to } x \in K, \quad (P_{\mathcal{L},K}^{\text{emp}})$$

where $\bar{\mathcal{L}}_{\tilde{y}}(x) = \frac{1}{m} \sum_{i=1}^m \mathcal{L}(\langle a_i, x \rangle, \tilde{y}_i)$. The basis for our analysis is the first order error approximation of $\bar{\mathcal{L}}_{\tilde{y}}(x)$ at μx_0 (see also (2.4)):

$$\delta \bar{\mathcal{L}}_{\tilde{y}}(x, \mu x_0) = \bar{\mathcal{L}}_{\tilde{y}}(x) - \bar{\mathcal{L}}_{\tilde{y}}(\mu x_0) - \langle \nabla \bar{\mathcal{L}}_{\tilde{y}}(\mu x_0), x - \mu x_0 \rangle. \quad (5.2)$$

By the assumption of RSC, we may estimate $\delta \bar{\mathcal{L}}_{\tilde{y}}(x, \mu x_0)$ from below by $\|x - \mu x_0\|_2^2$ for all $x \in K \cap (tS^{n-1} + \mu x_0)$. Thus, in order to control this distance, we need to bound the right-hand side of (5.2) from above. For this, let us introduce two vectors $z = (z_1, \dots, z_m)$ and $\tilde{z} = (\tilde{z}_1, \dots, \tilde{z}_m)$ with

$$\begin{aligned} z_i &= \mathcal{L}'(\langle a_i, \mu x_0 \rangle, y_i), \quad i \in [m], \\ \tilde{z}_i &= \mathcal{L}'(\langle a_i, \mu x_0 \rangle, \tilde{y}_i), \quad i \in [m]. \end{aligned}$$

Remark 5.1 (Key idea of the proof, cf. [35, Sec. I.E]) The purpose of these two “residual” vectors becomes clearer when considering the case of the square loss $\mathcal{L} = \mathcal{L}^{\text{sq}}$. Here, we simply have

$$y = \mu A x_0 + z \quad \text{and} \quad \tilde{y} = \mu A x_0 + \tilde{z},$$

meaning that z (and \tilde{z}) really describe the deviation of the non-linear model (with adversarial noise) from the underlying linear measurement process. Although z might not have mean zero and could depend on A , it can be still regarded as a special type of “noise”. In fact, the scaling parameter μ is chosen precisely in such a way that z and A are uncorrelated, i.e., $\mathbb{E}[A^\top z] = \mathbf{0}$ (see [35, Eq. (IV.1)]). Later on (in Lemma 5.2), we will see that this observation is a crucial step towards proving our error bounds. \diamond

Next, we “isolate” the adversarial noise term in (5.2):

$$\begin{aligned} \delta \bar{\mathcal{L}}_{\tilde{y}}(x, \mu x_0) &= \bar{\mathcal{L}}_{\tilde{y}}(x) - \bar{\mathcal{L}}_{\tilde{y}}(\mu x_0) - \langle \nabla \bar{\mathcal{L}}_{\tilde{y}}(\mu x_0), x - \mu x_0 \rangle \\ &= \bar{\mathcal{L}}_{\tilde{y}}(x) - \bar{\mathcal{L}}_{\tilde{y}}(\mu x_0) - \frac{1}{m} \langle A^\top \tilde{z}, x - \mu x_0 \rangle \\ &= \bar{\mathcal{L}}_{\tilde{y}}(x) - \bar{\mathcal{L}}_{\tilde{y}}(\mu x_0) - \frac{1}{m} \langle A^\top z, x - \mu x_0 \rangle + \frac{1}{m} \langle A^\top (z - \tilde{z}), x - \mu x_0 \rangle \\ &= \bar{\mathcal{L}}_{\tilde{y}}(x) - \bar{\mathcal{L}}_{\tilde{y}}(\mu x_0) + \underbrace{\frac{1}{m} \langle A^\top z, \mu x_0 - x \rangle}_{=: T_1} + \underbrace{\langle z - \tilde{z}, \frac{1}{m} A (x - \mu x_0) \rangle}_{=: T_2}. \end{aligned} \quad (5.3)$$

This *basic equation* forms the starting point of the proof of Theorem 2.3. In order to *uniformly* bound the terms T_1 and T_2 , we provide two lemmas, which are proven at the end of this subsection:

Lemma 5.2 *Let $L \subset tB_2^n$ be any subset. Then*

$$\mathbb{E}[\sup_{h \in L} \langle A^\top z, h \rangle] \leq (\sigma \cdot w(L) + t \cdot \eta) \cdot \sqrt{m}.$$

Lemma 5.3 ([33, Lem. 6.4.3]) *Let $L \subset tB_2^n$ be any subset. Recalling that $\tau = m'/m$, we have*

$$\sup_{\substack{\mathbf{h} \in L, \\ M \subset [m], \\ \#M=m'}} \frac{1}{m'} \sum_{i \in M} |\langle \mathbf{a}_i, \mathbf{h} \rangle| \leq t \cdot \sqrt{\frac{2}{\pi}} + \frac{4w(L)}{\sqrt{\tau} \cdot \sqrt{m}} + 2t \cdot \sqrt{\log(\frac{\varepsilon}{\tau})}$$

with probability at least $1 - 2 \exp(-\frac{m}{2} \cdot \tau \log(\frac{\varepsilon}{\tau}))$.

Now, we are ready to prove Theorem 2.3:

Proof of Theorem 2.3. (1) At first, let us fix a vector $\mathbf{x} \in K \cap (tS^{n-1} + \mu\mathbf{x}_0)$, which particularly means that $\|\mathbf{x} - \mu\mathbf{x}_0\|_2 = t$. Note that w.l.o.g., we can assume that $K \cap (tS^{n-1} + \mu\mathbf{x}_0) \neq \emptyset$ because otherwise, the convexity of K automatically implies that $\|\mathbf{x} - \mu\mathbf{x}_0\|_2 \leq t$ for all $\mathbf{x} \in K$. Next, we control T_1 and T_2 :

(2) *Bounding T_1 :* For this, we apply Lemma 5.2 with $L = (\mu\mathbf{x}_0 - K) \cap tB_2^n$. Since $\mu\mathbf{x}_0 - \mathbf{x} \in L$, Markov's inequality yields

$$T_1 = \frac{1}{m} \langle \mathbf{A}^\top \mathbf{z}, \mu\mathbf{x}_0 - \mathbf{x} \rangle \leq C_1 \cdot \frac{\sigma \cdot w(L) + t \cdot \eta}{\sqrt{m}} = C_1 \cdot \frac{\sigma \cdot w_t(K - \mu\mathbf{x}_0) + t \cdot \eta}{\sqrt{m}} \quad (5.4)$$

with high probability, where the constant $C_1 > 0$ only depends on the probability of success.

(3) *Bounding T_2 :* Recall the model assumption (M2) and put $M' := \text{supp}(\tilde{\mathbf{y}} - \mathbf{y}) \subset [m]$. By the definition of \mathbf{z} and $\tilde{\mathbf{z}}$, we have $\text{supp}(\tilde{\mathbf{z}} - \mathbf{z}) \subset M'$ and, using the Lipschitz continuity of \mathcal{L}' (cf. (L1)), we obtain

$$\begin{aligned} \|\mathbf{z} - \tilde{\mathbf{z}}\|_\infty &= \max_{i \in [m]} |\mathcal{L}'(\langle \mathbf{a}_i, \mu\mathbf{x}_0 \rangle, y_i) - \mathcal{L}'(\langle \mathbf{a}_i, \mu\mathbf{x}_0 \rangle, \tilde{y}_i)| \\ &\leq C_{\mathcal{L}'} \cdot \max_{i \in [m]} |y_i - \tilde{y}_i| = C_{\mathcal{L}'} \|\mathbf{y} - \tilde{\mathbf{y}}\|_\infty. \end{aligned}$$

Thus, the Cauchy-Schwarz inequality implies

$$\begin{aligned} T_2 &= \langle \mathbf{z} - \tilde{\mathbf{z}}, \frac{1}{m} \mathbf{A}(\mathbf{x} - \mu\mathbf{x}_0) \rangle \leq \|\mathbf{z} - \tilde{\mathbf{z}}\|_\infty \cdot \left(\frac{1}{m} \sum_{i \in M'} |\langle \mathbf{a}_i, \mathbf{x} - \mu\mathbf{x}_0 \rangle| \right) \\ &\leq C_{\mathcal{L}'} \cdot \underbrace{\|\mathbf{y} - \tilde{\mathbf{y}}\|_\infty}_{\leq \varepsilon} \cdot \tau \cdot \left(\frac{1}{m'} \sum_{i \in M'} |\langle \mathbf{a}_i, \mathbf{x} - \mu\mathbf{x}_0 \rangle| \right). \end{aligned}$$

Since $m' = \#M'$, we can invoke the bound of Lemma 5.3 with $L = (K - \mu\mathbf{x}_0) \cap tB_2^n$. This leads to

$$T_2 \leq C_{\mathcal{L}'} \cdot \varepsilon \cdot \tau \cdot \left(t \cdot \sqrt{\frac{2}{\pi}} + \underbrace{\frac{4w_t(K - \mu\mathbf{x}_0)}{\sqrt{\tau} \cdot \sqrt{m}}}_{\stackrel{(2.6)}{\leq} 4t/\sqrt{\tau}} + 2t \cdot \sqrt{\log(\frac{\varepsilon}{\tau})} \right) \leq C_2 \cdot t \cdot \varepsilon \cdot \sqrt{\tau \log(\frac{\varepsilon}{\tau})} \quad (5.5)$$

with high probability, where we have used that $0 \leq \tau \leq 1$ and the constant $C_2 > 0$ only depends on (the Lipschitz constant of) \mathcal{L}' .

(4) Now, let us assume that the events of (5.4) and (5.5), bounding T_1 and T_2 , respectively, have indeed occurred. Together with the RSC at scale t (with RSC-constant $C_3 > 0$), we end up with the following estimate for the basic equation (5.3):

$$C_3 \cdot t^2 = C_3 \|\mathbf{x} - \mu\mathbf{x}_0\|_2^2 \leq \delta \tilde{\mathcal{L}}_{\tilde{\mathbf{y}}}(\mathbf{x}, \mu\mathbf{x}_0) = \tilde{\mathcal{L}}_{\tilde{\mathbf{y}}}(\mathbf{x}) - \tilde{\mathcal{L}}_{\tilde{\mathbf{y}}}(\mu\mathbf{x}_0) + T_1 + T_2$$

$$\begin{aligned}
&\leq \tilde{\mathcal{L}}_{\tilde{y}}(x) - \tilde{\mathcal{L}}_{\tilde{y}}(\mu x_0) + C_1 \cdot \frac{\sigma \cdot w_t(K - \mu x_0) + t \cdot \eta}{\sqrt{m}} + C_2 \cdot t \cdot \varepsilon \cdot \sqrt{\tau \log(\frac{\varepsilon}{\tau})} \\
&\leq \tilde{\mathcal{L}}_{\tilde{y}}(x) - \tilde{\mathcal{L}}_{\tilde{y}}(\mu x_0) + \underbrace{\max\{C_1, C_2\} \cdot t \cdot \left(\frac{\sigma \cdot \sqrt{d_t(K - \mu x_0)} + \eta}{\sqrt{m}} + \varepsilon \cdot \sqrt{\tau \log(\frac{\varepsilon}{\tau})} \right)}_{=t_0}.
\end{aligned}$$

By choosing $C = \max\{C_1, C_2\}/C_3$ in (2.7), we finally obtain

$$0 < t(C_3 \cdot t - \max\{C_1, C_2\} \cdot t_0) \leq \tilde{\mathcal{L}}_{\tilde{y}}(x) - \tilde{\mathcal{L}}_{\tilde{y}}(\mu x_0) =: \mathcal{S}(x).$$

This particularly implies that $\mathcal{S}(x) > 0$ for all $x \in K \cap (tS^{n-1} + \mu x_0)$. On the other hand, any minimizer $\hat{x} \in K$ of $(P_{\mathcal{L}, K}^{\text{emp}})$ satisfies $\mathcal{S}(\hat{x}) \leq 0$. Hence, if we would have $\|\hat{x} - \mu x_0\|_2 > t$, there would exist (by convexity of K) some $x' \in K \cap (tS^{n-1} + \mu x_0)$ such that $\hat{x} \in \{\mu x_0 + \lambda x' \mid \lambda > t\}$. But this already contradicts the fact that $x \mapsto \mathcal{S}(x)$ is a convex functional, since it holds $\mathcal{S}(\hat{x}) \leq 0$, $\mathcal{S}(x') > 0$, and $\mathcal{S}(\mu x_0) = 0$. Consequently, we have $\|\hat{x} - \mu x_0\|_2 \leq t$, which proves the claim. \blacksquare

It remains to prove Lemma 5.2 and 5.3:

Proof of Lemma 5.2. This proof literally reads the same as in [35, Lem. 4.3], but to keep this work self-contained, we provide the details also here. As already indicated in Remark 5.1, we would like to “decouple” z and A as much as possible. For this purpose, we consider the projection $P := x_0 x_0^\top$ onto the span of the ground-truth signal x_0 as well as the projection $P^\perp = I_n - x_0 x_0^\top$ onto its orthogonal complement $\{x_0\}^\perp$. Note that these projections are orthogonal, since $x_0 \in S^{n-1}$ by assumption. Moreover, we define the functional $\|x\|_{L^\circ} := \sup_{h \in L} \langle x, h \rangle$ for $x \in \mathbb{R}^n$.¹

Using that $P^\perp + P = I_n$, we obtain

$$\mathbb{E}[\sup_{h \in L} \langle A^\top z, h \rangle] = \mathbb{E}\|A^\top z\|_{L^\circ} \leq \underbrace{\mathbb{E}\|P^\perp A^\top z\|_{L^\circ}}_{=: T'_1} + \underbrace{\mathbb{E}\|PA^\top z\|_{L^\circ}}_{=: T'_2}.$$

Let us first estimate T'_1 . Since A is a Gaussian matrix, $P^\perp A^\top$ and PA^\top are independent of each other. Observing that the columns of PA^\top are given by $\langle a_i, x_0 \rangle x_0$ and that

$$z_i = \mathcal{L}'(\langle a_i, \mu x_0 \rangle, y_i) = \mathcal{L}'(\mu \langle a_i, x_0 \rangle, f(\langle a_i, x_0 \rangle)),$$

it turns out that $P^\perp A^\top$ is also independent of z (entry-wise). Thus, introducing an independent copy B of A (also independent of z), the random vectors $P^\perp A^\top z$ and $P^\perp B^\top z$ have the same distribution. Therefore,

$$T'_1 = \mathbb{E}\|P^\perp A^\top z\|_{L^\circ} = \mathbb{E}\|P^\perp B^\top z\|_{L^\circ} = \mathbb{E}\|(P^\perp B^\top + \underbrace{\mathbb{E}[PB^\top]}_{=0})z\|_{L^\circ}. \quad (5.6)$$

Now, by Jensen’s inequality with respect to PB^\top ,² this can be bounded by

$$\mathbb{E}\|(P^\perp B^\top + PB^\top)z\|_{L^\circ} = \mathbb{E}\|B^\top z\|_{L^\circ}.$$

Conditioning on z , we observe that $B^\top z$ has the same distribution as $\|z\|_2 \cdot g$, where $g \sim \mathcal{N}(0, I_n)$ is

¹If L is a symmetric convex body, inducing a norm $\|\cdot\|_L$, then $\|\cdot\|_{L^\circ}$ is precisely the associated dual norm.

²Note that the outer expectation in (5.6) is taken over A and $P^\perp B^\top$, whereas the inner expectation is taken over PB^\top .

independent of \mathbf{z} . So, we finally obtain

$$\begin{aligned} T'_1 &\leq \mathbb{E} \|\mathbf{B}^\top \mathbf{z}\|_{L^\circ} = \mathbb{E} [\|\mathbf{z}\|_2 \cdot \sup_{\mathbf{h} \in L} \langle \mathbf{g}, \mathbf{h} \rangle] = \mathbb{E} [\|\mathbf{z}\|_2] \cdot \mathbb{E} [\sup_{\mathbf{h} \in L} \langle \mathbf{g}, \mathbf{h} \rangle] \\ &\leq \sqrt{\mathbb{E} [\|\mathbf{z}\|_2^2]} \cdot w(L) = \sqrt{m} \cdot \sigma \cdot w(L), \end{aligned}$$

where in the last step, we have used the definition of σ (cf. (2.3b)) as well as $\langle \mathbf{a}_i, \mathbf{x}_0 \rangle \sim \mathcal{N}(0, 1)$.

Now, we shall bound the term T'_2 . For this, we introduce new random variables $\xi_i := z_i \langle \mathbf{a}_i, \mathbf{x}_0 \rangle$ for $i \in [m]$ and observe that

$$\mathbf{P} \mathbf{A}^\top \mathbf{z} = \sum_{i=1}^m z_i \langle \mathbf{a}_i, \mathbf{x}_0 \rangle \mathbf{x}_0 = \left(\sum_{i=1}^m \xi_i \right) \cdot \mathbf{x}_0.$$

By the Cauchy-Schwarz inequality and $L \subset tB_2^n$, we therefore obtain

$$\begin{aligned} T'_2 &= \mathbb{E} \|\mathbf{P} \mathbf{A}^\top \mathbf{z}\|_{L^\circ} = \mathbb{E} [\sup_{\mathbf{h} \in L} \langle (\sum_{i=1}^m \xi_i) \cdot \mathbf{x}_0, \mathbf{h} \rangle] \\ &\leq \mathbb{E} [\sup_{\mathbf{h} \in L} (|\sum_{i=1}^m \xi_i| \cdot \underbrace{\|\mathbf{x}_0\|_2}_{=1} \cdot \underbrace{\|\mathbf{h}\|_2}_{\leq t})] \leq t \cdot \mathbb{E} |\sum_{i=1}^m \xi_i|. \end{aligned}$$

Finally, we apply the definitions of μ and η in (2.3b) and (2.3c) to observe that¹

$$\begin{aligned} \mathbb{E} [\xi_i] &= \mathbb{E} [\mathcal{L}'(\mu \langle \mathbf{a}_i, \mathbf{x}_0 \rangle, f(\langle \mathbf{a}_i, \mathbf{x}_0 \rangle)) \cdot \langle \mathbf{a}_i, \mathbf{x}_0 \rangle] = 0, \\ \mathbb{E} [\xi_i^2] &= \mathbb{E} [\mathcal{L}'(\mu \langle \mathbf{a}_i, \mathbf{x}_0 \rangle, f(\langle \mathbf{a}_i, \mathbf{x}_0 \rangle))^2 \cdot \langle \mathbf{a}_i, \mathbf{x}_0 \rangle^2] = \eta^2, \end{aligned}$$

where we have again used that $\langle \mathbf{a}_i, \mathbf{x}_0 \rangle \sim \mathcal{N}(0, 1)$. Together with the (pairwise) independence of ξ_1, \dots, ξ_m , this implies

$$T'_2 \leq t \cdot \mathbb{E} |\sum_{i=1}^m \xi_i| \leq t \cdot \sqrt{\mathbb{E} [(\sum_{i=1}^m \xi_i)^2]} = t \cdot \sqrt{\sum_{i=1}^m \mathbb{E} [\xi_i^2]} = t \cdot \sqrt{m} \cdot \eta^2.$$

The proof is now complete. ■

Proof of Lemma 5.3. For any subset $M \subset [m]$ with $\#M = m'$, we define the following random variable for a fixed vector $\mathbf{h} \in \mathbb{R}^n$:

$$Z_M(\mathbf{h}) := \frac{1}{m'} \sum_{i \in M} |\langle \mathbf{a}_i, \mathbf{h} \rangle|.$$

The key ingredient of our proof is a uniform deviation inequality which was proven in [34, Lem. 2.1]:

$$\mathbb{P} [\sup_{\mathbf{h} \in L} |Z_M(\mathbf{h}) - \mathbb{E} [Z_M(\mathbf{h})]| > \frac{4w(L)}{\sqrt{m'}} + u] \leq 2 \exp(-\frac{m' u^2}{2t^2}) \quad (5.7)$$

for all $u > 0$.

A simple calculation shows that $\mathbb{E} [Z_M(\mathbf{h})] = \mathbb{E} [|\langle \mathbf{a}_1, \mathbf{h} \rangle|] = \sqrt{\frac{2}{\pi}} \|\mathbf{h}\|_2$. Using this and $L \subset tB_2^n$, we now invoke a simple union bound over all subsets $M \subset [m]$ (with $\#M = m'$):

$$\mathbb{P} [\sup_{\substack{\mathbf{h} \in L, \\ \#M=m'}} \frac{1}{m'} \sum_{i \in M} |\langle \mathbf{a}_i, \mathbf{h} \rangle| > t \cdot \sqrt{\frac{2}{\pi}} + \frac{4w(L)}{\sqrt{m'}} + u]$$

¹Note that this is actually the only place in the proof of Theorem 2.3 where we use the definition of μ . In fact, it was precisely chosen such that ξ_1, \dots, ξ_m are of mean zero.

$$\begin{aligned}
&= \mathbb{P}\left[\sup_{\substack{\mathbf{h} \in L, \\ \#M=m'}} \underbrace{(Z_M(\mathbf{h}) - t \cdot \sqrt{\frac{2}{\pi}})}_{\leq |Z_M(\mathbf{h}) - \mathbb{E}[Z_M(\mathbf{h})]|} > \frac{4w(L)}{\sqrt{m'}} + u\right] \\
&\leq \mathbb{P}\left[\sup_{\substack{\mathbf{h} \in L, \\ \#M=m'}} |Z_M(\mathbf{h}) - \mathbb{E}[Z_M(\mathbf{h})]| > \frac{4w(L)}{\sqrt{m'}} + u\right] \\
&\leq \binom{m}{m'} \cdot \mathbb{P}[\sup_{\mathbf{h} \in L} |Z_{[m']}(\mathbf{h}) - \mathbb{E}[Z_{[m']}(\mathbf{h})]| > \frac{4w(L)}{\sqrt{m'}} + u] \\
&\stackrel{(5.7)}{\leq} \binom{m}{m'} \cdot 2 \exp(-\frac{m'u^2}{2t^2}) \leq 2 \cdot \exp(m' \log(\frac{em}{m'})) \cdot \exp(-\frac{m'u^2}{2t^2}),
\end{aligned}$$

where we have applied the standard estimate $\binom{m}{m'} \leq \exp(m' \log(\frac{em}{m'}))$ in the last step. Finally, we choose $u^2 = 4t^2 \cdot \log(\frac{em}{m'})$, which gives

$$\mathbb{P}\left[\sup_{\substack{\mathbf{h} \in L, \\ \#M=m'}} \frac{1}{m'} \sum_{i \in M} |\langle \mathbf{a}_i, \mathbf{h} \rangle| \leq t \cdot \sqrt{\frac{2}{\pi}} + \frac{4w(L)}{\sqrt{m'}} + 2t \cdot \sqrt{\log(\frac{em}{m'})}\right] > 1 - 2 \exp(-\frac{m'}{2} \cdot \log(\frac{em}{m'})).$$

Recalling that $\tau = m'/m$, this is precisely the claim of Lemma 5.3. \blacksquare

5.3. Proof of Theorem 2.5

Throughout this subsection, we shall assume that the assumptions of Theorem 2.5 are indeed satisfied. Since \mathcal{L} is twice continuously differentiable in the first variable due to (L3), we can apply Taylor's theorem, which states that for every $\mathbf{x} \in \mathbb{R}^n$ there exists $\lambda(\mathbf{x}) \in [0, 1]$ such that

$$\begin{aligned}
\delta \tilde{\mathcal{L}}_{\tilde{\mathbf{y}}}(\mathbf{x}, \mu \mathbf{x}_0) &= \frac{1}{2}(\mathbf{x} - \mu \mathbf{x}_0)^\top \nabla^2 \tilde{\mathcal{L}}_{\tilde{\mathbf{y}}}(\mu \mathbf{x}_0 + \lambda(\mathbf{x})(\mathbf{x} - \mu \mathbf{x}_0))(\mathbf{x} - \mu \mathbf{x}_0) \\
&= \frac{1}{2m} \sum_{i=1}^m \mathcal{L}''(\langle \mathbf{a}_i, \mu \mathbf{x}_0 + \lambda(\mathbf{x})(\mathbf{x} - \mu \mathbf{x}_0) \rangle, \tilde{y}_i) |\langle \mathbf{a}_i, \mathbf{x} - \mu \mathbf{x}_0 \rangle|^2,
\end{aligned} \tag{5.8}$$

where $\nabla^2 \tilde{\mathcal{L}}_{\tilde{\mathbf{y}}}$ denotes the Hessian matrix of $\tilde{\mathcal{L}}_{\tilde{\mathbf{y}}}$. If \mathcal{L}'' would be bounded by a positive constant from below, we could proceed as in [35, Lem. 4.4]. But we merely assume that such a bound only holds in a certain region around the origin, so that the situation becomes more difficult. Therefore, let us first apply the assumption (L4) to find a simple lower bound for (5.8). For this purpose, we introduce the abbreviation $\mathbf{h} := \mathbf{x} - \mu \mathbf{x}_0$ and make use of the standard inequality $(\sum_{i=1}^m v_i^2)^{\frac{1}{2}} \geq \frac{1}{\sqrt{m}} \sum_{i=1}^m |v_i|$ for $v_1, \dots, v_m \in \mathbb{R}$:

$$\begin{aligned}
\delta \tilde{\mathcal{L}}_{\tilde{\mathbf{y}}}(\mathbf{x}, \mu \mathbf{x}_0)^{\frac{1}{2}} &\geq \frac{1}{\sqrt{2m}} \sum_{i=1}^m \underbrace{\mathcal{L}''(\langle \mathbf{a}_i, \mu \mathbf{x}_0 + \lambda(\mathbf{x})\mathbf{h} \rangle, \tilde{y}_i)^{\frac{1}{2}}}_{\geq \sqrt{C_M} \chi_{MB_{\infty}^2}(\langle \mathbf{a}_i, \mu \mathbf{x}_0 + \lambda(\mathbf{x})\mathbf{h} \rangle, \tilde{y}_i)} |\langle \mathbf{a}_i, \mathbf{h} \rangle| \\
&\geq \frac{\sqrt{C_M}}{\sqrt{2m}} \sum_{i=1}^m \chi_M(\langle \mathbf{a}_i, \mu \mathbf{x}_0 + \lambda(\mathbf{x})\mathbf{h} \rangle) \cdot \chi_M(\tilde{y}_i) \cdot |\langle \mathbf{a}_i, \mathbf{h} \rangle|,
\end{aligned} \tag{5.9}$$

where $\chi_M := \chi_{M[-1,1]}$. Observing that

$$\begin{aligned}
|\langle \mathbf{a}_i, \mu \mathbf{x}_0 + \lambda(\mathbf{x})\mathbf{h} \rangle| &\leq |\langle \mathbf{a}_i, \mu \mathbf{x}_0 \rangle| + |\langle \mathbf{a}_i, \mathbf{h} \rangle|, \\
|\tilde{y}_i| &\leq |y_i| + \varepsilon = |f(\langle \mathbf{a}_i, \mathbf{x}_0 \rangle)| + \varepsilon,
\end{aligned}$$

we can estimate the step functions in (5.9) by

$$\begin{aligned}\chi_M(\langle \mathbf{a}_i, \mu \mathbf{x}_0 + \lambda(\mathbf{x}) \mathbf{h} \rangle) &\geq \chi_{\frac{M}{2}}(\langle \mathbf{a}_i, \mu \mathbf{x}_0 \rangle) \chi_{\frac{M}{2}}(\langle \mathbf{a}_i, \mathbf{h} \rangle), \\ \chi_M(\tilde{y}_i) &\geq \chi_M(|f(\langle \mathbf{a}_i, \mathbf{x}_0 \rangle)| + \varepsilon).\end{aligned}$$

Moreover, we shall replace $\chi_{\frac{M}{2}}(\langle \mathbf{a}_i, \mathbf{h} \rangle)$ by a “hat indicator” function:¹

$$\chi_{\frac{M}{2}}(\langle \mathbf{a}_i, \mathbf{h} \rangle) \geq \chi_{\frac{M}{2}}^{(s)}(\langle \mathbf{a}_i, \mathbf{h} \rangle) := \begin{cases} (\frac{M}{2} - |\langle \mathbf{a}_i, \mathbf{h} \rangle|) / \frac{M}{2}, & |\langle \mathbf{a}_i, \mathbf{h} \rangle| \leq \frac{M}{2}, \\ 0, & \text{otherwise.} \end{cases}$$

This allows us to control $\delta \tilde{\mathcal{L}}_{\tilde{y}}(\mathbf{x}, \mu \mathbf{x}_0)^{\frac{1}{2}}$ as follows:

$$\begin{aligned}\delta \tilde{\mathcal{L}}_{\tilde{y}}(\mathbf{x}, \mu \mathbf{x}_0)^{\frac{1}{2}} &\geq \frac{\sqrt{C_M}}{\sqrt{2m}} \sum_{i=1}^m \underbrace{|\chi_{\frac{M}{2}}(\langle \mathbf{a}_i, \mu \mathbf{x}_0 \rangle) \chi_M(|f(\langle \mathbf{a}_i, \mathbf{x}_0 \rangle)| + \varepsilon) \chi_{\frac{M}{2}}^{(s)}(\langle \mathbf{a}_i, \mathbf{h} \rangle) \langle \mathbf{a}_i, \mathbf{h} \rangle|}_{=: F(\mathbf{a}_i, \mathbf{h})} \\ &= \frac{\sqrt{C_M}}{\sqrt{2m}} \sum_{i=1}^m |F(\mathbf{a}_i, \mathbf{h})|. \tag{5.10}\end{aligned}$$

Hence, it suffices to (uniformly) bound the empirical process $\frac{\sqrt{C_M}}{\sqrt{2m}} \sum_{i=1}^m |F(\mathbf{a}_i, \mathbf{h})|$ by $C_{\text{RSC}}^{1/2} \|\mathbf{h}\|_2$. A very powerful and fairly general framework to prove uniform lower bounds for non-negative empirical processes was recently developed by Mendelson and collaborators [21, 23, 25–27], often referred to as *Mendelson’s small ball method*. Here, we shall adapt a variant of this approach which was presented by Tropp in [47, Prop. 2.5.1]. Following his strategy, let us first introduce the following *marginal tail function* (also called *small ball function*):

$$Q_v(K_t) := \inf_{\mathbf{h} \in K_t} \mathbb{P}[|F(\mathbf{g}, \mathbf{h})| \geq v], \quad v \geq 0, \quad \mathbf{g} \sim \mathcal{N}(\mathbf{0}, \mathbf{I}_n),$$

where we have put $K_t := (K - \mu \mathbf{x}_0) \cap tS^{n-1}$. The next proposition summarizes our version of Mendelson’s small ball method:

Proposition 5.4 (Mendelson’s small ball method) *Under the assumptions of Theorem 2.5, we have:*

(1) *The empirical process in (5.10) has the following uniform lower bound on K_t :*

$$\inf_{\mathbf{h} \in K_t} \frac{1}{m} \sum_{i=1}^m |F(\mathbf{a}_i, \mathbf{h})| \geq t \cdot Q_{2t}(K_t) - \frac{2w(K_t)}{\sqrt{m}} - \frac{t \cdot u}{\sqrt{m}} \tag{5.11}$$

with probability at least $1 - \exp(-u^2/2)$ for any $u > 0$.

(2) *The marginal tail function is bounded from below by a numerical constant C_0 :*

$$Q_{2t}(K_t) \geq C_0 > 0. \tag{5.12}$$

Before proving these statements, let us finish the proof of Theorem 2.5, which is now a simple consequence of Proposition 5.4:

Proof of Theorem 2.5. We apply Proposition 5.4 with $u = \sqrt{2C_4 m}$ ($C_4 > 0$ is a numerical constant which is chosen later) and assume that the event of (5.11) has indeed occurred (with probability at

¹Such a technical step is necessary because we will need the Lipschitz continuity of this function later on.

least $1 - \exp(-C_4 \cdot m)$. Then, for any $x \in K \cap (tS^{n-1} + \mu x_0)$, we can control (5.10) as follows:

$$\begin{aligned} \delta \tilde{\mathcal{L}}_{\bar{y}}(x, \mu x_0)^{\frac{1}{2}} &\geq \frac{\sqrt{C_M}}{\sqrt{2m}} \sum_{i=1}^m |F(a_i, h)| \geq \sqrt{\frac{C_M}{2}} \cdot \left(t \cdot Q_{2t}(K_t) - \frac{2w(K_t)}{\sqrt{m}} - \frac{t \cdot \sqrt{2C_4 m}}{\sqrt{m}} \right) \\ &\stackrel{(5.12)}{\geq} t \cdot \sqrt{\frac{C_M}{2}} \cdot \left(C_0 - \frac{2w(K_t)}{t \cdot \sqrt{m}} - \sqrt{2C_4} \right). \end{aligned}$$

Moreover, the assumption (2.8) implies that

$$\frac{w(K_t)}{t \cdot \sqrt{m}} = \frac{w((K - \mu x_0) \cap tS^{n-1})}{t \cdot \sqrt{m}} \leq \frac{w_t(K - \mu x_0)}{t \cdot \sqrt{m}} \leq \sqrt{\frac{1}{C_3}}.$$

Adjusting the constants C_3 and C_4 appropriately (by increasing the number of observations and decreasing the probability of success, respectively), we finally obtain

$$\delta \tilde{\mathcal{L}}_{\bar{y}}(x, \mu x_0) \geq t^2 \cdot \underbrace{\frac{C_M}{2} \cdot \left(C_0 - \frac{2}{\sqrt{C_3}} - \sqrt{2C_4} \right)^2}_{=: C_{\text{RSC}} > 0} \geq C_{\text{RSC}} \cdot t^2 = C_{\text{RSC}} \|x - \mu x_0\|_2^2,$$

which completes the proof. \blacksquare

Now, we provide a proof of Proposition 5.4. This is essentially a repetition of the arguments from [47, Prop. 2.5.1] but in a slightly more general setting, where the scalar products $\langle a_i, h \rangle$ are replaced by $F(a_i, h)$.

Proof of Proposition 5.4. (1) At first, let us apply Markov's inequality:

$$\frac{1}{m} \sum_{i=1}^m |F(a_i, h)| \geq \frac{t}{m} \sum_{i=1}^m \mathbb{1}[|F(a_i, h)| \geq t]. \quad (5.13)$$

Now, we introduce a directional version of the marginal tail function $Q_{2t}(K_t)$, namely

$$Q_{2t}(h) := \mathbb{P}[|F(g, h)| \geq 2t], \quad h \in K_t, \quad g \sim \mathcal{N}(0, I_n).$$

Obviously, $Q_{2t}(K_t) = \inf_{h \in K_t} Q_{2t}(h)$. Adding and subtracting this quantity in (5.13), and taking the infimum leads us to

$$\begin{aligned} \inf_{h \in K_t} \frac{1}{m} \sum_{i=1}^m |F(a_i, h)| &\geq \inf_{h \in K_t} \left(t \cdot Q_{2t}(h) - \frac{t}{m} \sum_{i=1}^m (Q_{2t}(h) - \mathbb{1}[|F(a_i, h)| \geq t]) \right) \\ &\geq t \cdot Q_{2t}(K_t) - \frac{t}{m} \cdot \sup_{h \in K_t} \sum_{i=1}^m (Q_{2t}(h) - \mathbb{1}[|F(a_i, h)| \geq t]). \end{aligned} \quad (5.14)$$

Similarly to [47, Prop. 2.5.1], we can now apply a deviation inequality for bounded differences in order to control the supremum (see also [6, Thm. 6.2]):

$$\sup_{h \in K_t} \sum_{i=1}^m (Q_{2t}(h) - \mathbb{1}[|F(a_i, h)| \geq t]) \leq \mathbb{E} \left[\sup_{h \in K_t} \sum_{i=1}^m (Q_{2t}(h) - \mathbb{1}[|F(a_i, h)| \geq t]) \right] + u\sqrt{m} \quad (5.15)$$

with probability at least $1 - \exp(-u^2/2)$. Next, let us estimate the expected supremum by an empir-

ical Rademacher process. For this, consider the soft indicator function

$$\psi_t : \mathbb{R} \rightarrow [0, 1], v \mapsto \psi_t(v) := \begin{cases} 0, & |v| \leq t, \\ (|v| - t)/t, & t < |v| \leq 2t, \\ 1, & 2t < |v|, \end{cases}$$

satisfying $\mathbb{1}[|v| \geq 2t] \leq \psi_t(v) \leq \mathbb{1}[|v| \geq t]$ for all $v \in \mathbb{R}$. By a classical symmetrization argument (cf. [24, Lem. 6.3]), we obtain

$$\begin{aligned} & \mathbb{E}[\sup_{h \in K_t} \sum_{i=1}^m (Q_{2t}(\mathbf{h}) - \mathbb{1}[|F(\mathbf{a}_i, \mathbf{h})| \geq t])] \\ &= \mathbb{E}[\sup_{h \in K_t} \sum_{i=1}^m (\mathbb{E}[\mathbb{1}[|F(\mathbf{a}_i, \mathbf{h})| \geq 2t]] - \mathbb{1}[|F(\mathbf{a}_i, \mathbf{h})| \geq t])] \\ &\leq \mathbb{E}[\sup_{h \in K_t} \sum_{i=1}^m (\mathbb{E}[\psi_t(F(\mathbf{a}_i, \mathbf{h}))]) - \psi_t(F(\mathbf{a}_i, \mathbf{h})))] \\ &\leq 2\mathbb{E}[\sup_{h \in K_t} \sum_{i=1}^m \varepsilon_i \psi_t(F(\mathbf{a}_i, \mathbf{h}))] = \frac{2}{t} \cdot \mathbb{E}_A \mathbb{E}_\varepsilon [\sup_{h \in K_t} \sum_{i=1}^m \varepsilon_i \cdot t\psi_t(F(\mathbf{a}_i, \mathbf{h}))], \end{aligned} \quad (5.16)$$

where $\varepsilon_1, \dots, \varepsilon_m$ are independent Rademacher variables.¹ Note that in the last step, we have used Fubini's theorem to separate the expectations over A and $\varepsilon_1, \dots, \varepsilon_m$. Now, we would like to invoke a contraction principle to bound the inner expectation (over the Rademacher variables). For this, let us observe that $F(\mathbf{a}_i, \mathbf{h})$ depends on \mathbf{h} only in terms of $\langle \mathbf{a}_i, \mathbf{h} \rangle$. Thus, we may define $F_i(\langle \mathbf{a}_i, \mathbf{h} \rangle) := t\psi_t(F(\mathbf{a}_i, \mathbf{h}))$, where F_i still depends on \mathbf{a}_i but not on \mathbf{h} anymore. Recalling the definition of F and ψ_t , one easily checks that F_i is in fact a contraction, i.e.,

$$|F_i(v_1) - F_i(v_2)| \leq |v_1 - v_2|, \quad \text{for all } v_1, v_2 \in \mathbb{R},$$

Since $F_i(0) = 0$, we can apply the Rademacher comparison principle from [24, Eq. (4.20)], where we perform a change of variables with $\mathbf{v} = (v_1, \dots, v_n) := A\mathbf{h}$:

$$\begin{aligned} \mathbb{E}_\varepsilon [\sup_{h \in K_t} \sum_{i=1}^m \varepsilon_i \cdot t\psi_t(F(\mathbf{a}_i, \mathbf{h}))] &= \mathbb{E}_\varepsilon [\sup_{h \in K_t} \sum_{i=1}^m \varepsilon_i F_i(\langle \mathbf{a}_i, \mathbf{h} \rangle)] = \mathbb{E}_\varepsilon [\sup_{\mathbf{v} \in AK_t} \sum_{i=1}^m \varepsilon_i F_i(v_i)] \\ &\leq \mathbb{E}_\varepsilon [\sup_{\mathbf{v} \in AK_t} \sum_{i=1}^m \varepsilon_i v_i] = \mathbb{E}_\varepsilon [\sup_{h \in K_t} \sum_{i=1}^m \varepsilon_i \langle \mathbf{a}_i, \mathbf{h} \rangle]. \end{aligned}$$

Applying this to (5.16), we finally obtain

$$\begin{aligned} & \mathbb{E}[\sup_{h \in K_t} \sum_{i=1}^m (Q_{2t}(\mathbf{h}) - \mathbb{1}[|F(\mathbf{a}_i, \mathbf{h})| \geq t])] \leq \frac{2}{t} \cdot \mathbb{E}_A \mathbb{E}_\varepsilon [\sup_{h \in K_t} \sum_{i=1}^m \varepsilon_i \langle \mathbf{a}_i, \mathbf{h} \rangle] \\ &= \frac{2}{t} \cdot \mathbb{E}[\sup_{h \in K_t} \sum_{i=1}^m \langle \mathbf{a}_i, \mathbf{h} \rangle] = \frac{2\sqrt{m}}{t} \cdot \mathbb{E}[\sup_{h \in K_t} \langle \mathbf{g}, \mathbf{h} \rangle] = \frac{2\sqrt{m}}{t} \cdot w(K_t), \end{aligned}$$

where we have used that $\sum_{i=1}^m \varepsilon_i \mathbf{a}_i \sim \sum_{i=1}^m \mathbf{a}_i =: \sqrt{m} \cdot \mathbf{g} \sim \mathcal{N}(\mathbf{0}, m\mathbf{I}_n)$. This estimate, combined with (5.15), yields the desired lower bound for (5.14):

$$\inf_{h \in K_t} \frac{1}{m} \sum_{i=1}^m |F(\mathbf{a}_i, \mathbf{h})| \geq t \cdot Q_{2t}(K_t) - \frac{t}{m} \cdot \left(\frac{2\sqrt{m}}{t} \cdot w(K_t) + u\sqrt{m} \right)$$

¹That is, $\mathbb{P}[\varepsilon_i = 1] = \mathbb{P}[\varepsilon_i = -1] = \frac{1}{2}$.

$$= t \cdot Q_{2t}(K_t) - \frac{2w(K_t)}{\sqrt{m}} - \frac{t \cdot u}{\sqrt{m}}.$$

(2) Let us fix some $\mathbf{h} \in K_t$. Noting that $\chi_{M/2}^{(s)}(\langle \mathbf{a}_i, \mathbf{h} \rangle) \geq \frac{1}{2} \chi_{M/4}(\langle \mathbf{a}_i, \mathbf{h} \rangle)$, we can estimate the directional marginal tail function as follows:

$$\begin{aligned} Q_{2t}(\mathbf{h}) &= \mathbb{P}[|F(\mathbf{g}, \mathbf{h})| \geq 2t] \\ &= \mathbb{P}[\chi_{\frac{M}{2}}(\langle \mathbf{a}_i, \mu \mathbf{x}_0 \rangle) \chi_M(|f(\langle \mathbf{a}_i, \mathbf{x}_0 \rangle)| + \varepsilon) \chi_{\frac{M}{2}}^{(s)}(\langle \mathbf{a}_i, \mathbf{h} \rangle) \langle \mathbf{a}_i, \mathbf{h} \rangle \geq 2t] \\ &\geq \mathbb{P}[\chi_{\frac{M}{2}}(\langle \mathbf{a}_i, \mu \mathbf{x}_0 \rangle) \chi_M(|f(\langle \mathbf{a}_i, \mathbf{x}_0 \rangle)| + \varepsilon) \cdot \frac{1}{2} \chi_{\frac{M}{4}}(\langle \mathbf{a}_i, \mathbf{h} \rangle) \langle \mathbf{a}_i, \mathbf{h} \rangle \geq 2t] \\ &= \mathbb{P}[|\langle \mathbf{a}_i, \mu \mathbf{x}_0 \rangle| \leq \frac{M}{2}, |f(\langle \mathbf{a}_i, \mathbf{x}_0 \rangle)| + \varepsilon \leq M, 4t \leq |\langle \mathbf{a}_i, \mathbf{h} \rangle| \leq \frac{M}{4}] \\ &\geq \mathbb{P}[|\langle \mathbf{a}_i, \mu \mathbf{x}_0 \rangle| \leq \frac{M}{2}, |f(\langle \mathbf{a}_i, \mathbf{x}_0 \rangle)| + \varepsilon \leq M, 4 \leq |\langle \mathbf{a}_i, \frac{\mathbf{h}}{t} \rangle| \leq 8], \end{aligned} \quad (5.17)$$

where in the last step, we have divided by t and used that $32t \leq M$. Note that $\mathbf{g}_0 := \langle \mathbf{a}_i, \mathbf{x}_0 \rangle$ and $\mathbf{g} := \langle \mathbf{a}_i, \frac{\mathbf{h}}{t} \rangle$ are standard Gaussians which are particularly independent from t . To bound (5.17) from below, we first estimate the complementary events by Markov's inequality:

$$\begin{aligned} \mathbb{P}[|\langle \mathbf{a}_i, \mu \mathbf{x}_0 \rangle| > \frac{M}{2}] &\leq \frac{2|\mu| \mathbb{E}[|\mathbf{g}_0|]}{M} = \frac{2|\mu| \sqrt{\frac{2}{\pi}}}{M}, \\ \mathbb{P}[|f(\langle \mathbf{a}_i, \mathbf{x}_0 \rangle)| > M - \varepsilon] &\leq \frac{\mathbb{E}[|f(\mathbf{g}_0)|]}{M - \varepsilon}. \end{aligned} \quad (5.18)$$

Putting $C' := \mathbb{P}[|\mathbf{g}| \in [0, 4) \cup (8, \infty)] < 1$, we end up with

$$\begin{aligned} Q_{2t}(\mathbf{h}) &\geq \mathbb{P}[|\langle \mathbf{a}_i, \mu \mathbf{x}_0 \rangle| \leq \frac{M}{2}, |f(\langle \mathbf{a}_i, \mathbf{x}_0 \rangle)| + \varepsilon \leq M, 4 \leq |\langle \mathbf{a}_i, \frac{\mathbf{h}}{t} \rangle| \leq 8] \\ &\geq 1 - \mathbb{P}[|\langle \mathbf{a}_i, \mu \mathbf{x}_0 \rangle| > \frac{M}{2}] - \mathbb{P}[|f(\langle \mathbf{a}_i, \mathbf{x}_0 \rangle)| > M - \varepsilon] - C' \\ &\geq 1 - \frac{2|\mu| \sqrt{\frac{2}{\pi}}}{M} - \frac{\mathbb{E}[|f(\mathbf{g}_0)|]}{M - \varepsilon} - C' =: C_0. \end{aligned}$$

Due to the assumption on M in (L4), it follows that $C_0 > 0$ (for C_1 and C_2 appropriately chosen). Since C_0 is independent from \mathbf{h} , we can take the infimum over K_t and the claim is proven. \blacksquare

Remark 5.5 (1) The *small ball function* $Q_{2t}(K_t)$ captures the probability that $F(\mathbf{g}, \mathbf{h})$ is not too close to zero for a fixed vector \mathbf{h} lying on a “small” sphere tS^{n-1} . Thus, if this quantity is bounded from below, the corresponding empirical process (5.10) is likely to be distant from zero as well (as m becomes sufficiently large; cf. Proposition 5.4(1)). Interestingly, the explicit definition of $F(\mathbf{g}, \mathbf{h})$ is only involved the second part of Proposition 5.4. In this context, it has turned out that the tail function $Q_{2t}(K_t)$ can be still controlled when considering “truncated” Gaussian variables, which emerged from the assumption of (L4).

(2) The (numerical) constants in the previous proofs may be improved. For instance, C' could be chosen smaller if the “jump” of soft indicator function ψ_t in the first part is made “sharper”. Moreover, one might invoke tighter bounds than Markov's inequality in (5.18). However, since this will not affect the qualitative behavior of the approximation error, we leave the details to the reader. Apart from that, the above argumentation does not rely on the definition of μ in (2.3a). Theorem 2.5 therefore holds for any $\mu \neq 0$.

(3) Using a *chaining argument* as in [47, Thm. 2.6.3], one might extend the statement of Theorem 2.5 to sub-Gaussian variables. But note that the underlying random distribution should not be too “spiky”, since the small ball function $Q_{2t}(K_t)$ cannot be controlled otherwise. \diamond

ACKNOWLEDGEMENTS

The author thanks Roman Vershynin and Gitta Kutyniok for fruitful discussions. This research is supported by the Einstein Center for Mathematics Berlin (ECMath), project grant CH2.

REFERENCES

- [1] A. Ai, A. Lapanowski, Y. Plan, and R. Vershynin. One-bit compressed sensing with non-gaussian measurements. *Linear Algebra Appl.*, 441:222–239, 2014.
- [2] F. Bach. Self-concordant analysis for logistic regression. *Electron. J. Stat.*, 4:384–414, 2010.
- [3] R. G. Baraniuk, V. Cevher, M. F. Duarte, and C. Hegde. Model-based compressive sensing. *IEEE Trans. Inform. Theory*, 56(4):1982–2001, 2010.
- [4] P. L. Bartlett and S. Mendelson. Rademacher and gaussian complexities: Risk bounds and structural results. *J. Mach. Learn. Res.*, 3:463–482, 2002.
- [5] H. D. Bondell and B. J. Reich. Simultaneous regression shrinkage, variable selection, and supervised clustering of predictors with oscar. *Biometrics*, 64(1):115–123, 2008.
- [6] S. Boucheron, G. Lugosi, and P. Massart. *Concentration Inequalities: A Nonasymptotic Theory of Independence*. Oxford University Press, 2013.
- [7] P. T. Boufounos and R. G. Baraniuk. 1-bit compressive sensing. In *Proceedings of the 42nd Annual Conference on Information Sciences and Systems*, pages 16–21, 2008.
- [8] E. J. Candes, Y. C. Eldar, D. Needell, and P. Randall. Compressed sensing with coherent and redundant dictionaries. *Appl. Comput. Harmon. Anal.*, 31(1):59–73, 2011.
- [9] E. J. Candès, J. K. Romberg, and T. Tao. Stable signal recovery from incomplete and inaccurate measurements. *Comm. Pure Appl. Math.*, 59(8):1207–1223, 2006.
- [10] E. J. Candès and T. Tao. Decoding by linear programming. *IEEE Trans. Inf. Theory*, 51(12):4203–4215, 2005.
- [11] E. J. Candès and T. Tao. Near-optimal signal recovery from random projections: universal encoding strategies? *IEEE Trans. Inf. Theory*, 52(12):5406–5425, 2006.
- [12] V. Chandrasekaran, B. Recht, P. A. Parrilo, and A. S. Willsky. The convex geometry of linear inverse problems. *Found. Comput. Math.*, 12(6):805–849, 2012.
- [13] A. Cohen, I. Daubechies, R. DeVore, G. Kerkyacharian, and D. Picard. Capturing ridge functions in high dimensions from point queries. *Constr. Approx.*, 35(2):225–243, 2012.
- [14] D. L. Donoho. Compressed sensing. *IEEE Trans. Inform. Theory*, 52(4):1289–1306, 2006.
- [15] B. Efron, T. Hastie, I. Johnstone, and R. Tibshirani. Least angle regression. *Ann. Statist.*, 32(2):407–499, 2004.
- [16] M. A. T. Figueiredo and R. D. Nowak. Sparse estimation with strongly correlated variables using ordered weighted ℓ_1 regularization. *arXiv: 1409.4005*, 2014.
- [17] M. Fornasier, K. Schnass, and J. Vybiral. Learning functions of few arbitrary linear parameters in high dimensions. *Found. Comput. Math.*, 12(2):229–262, 2012.

- [18] S. Foucart and H. Rauhut. *A Mathematical Introduction to Compressive Sensing*. Birkhäuser, 2013.
- [19] Y. Gordon. On Milman’s inequality and random subspaces which escape through a mesh in \mathbb{R}^n . In *Geometric aspects of functional analysis (1986/87)*, volume 1317 of *Lecture Notes in Math.*, pages 84–106. Springer, 1988.
- [20] A. Kolkbeck and J. Vybiral. Non-asymptotic analysis of ℓ_1 -norm support vector machines. *arXiv: 1509.08083*, 2015.
- [21] V. Koltchinskii and S. Mendelson. Bounding the smallest singular value of a random matrix without concentration. *Int. Math. Res. Not. IMRN*, (23):12991–13008, 2015.
- [22] G. Lecué and S. Mendelson. Learning subgaussian classes: Upper and minimax bounds. *arXiv: 1305.4825*, 2013.
- [23] G. Lecué and S. Mendelson. Compressed sensing under weak moment assumptions. *arXiv: 1401.2188*, 2014.
- [24] M. Ledoux and M. Talagrand. *Probability in Banach spaces*. Springer, 1991.
- [25] S. Mendelson. Learning without concentration for general loss functions. *arXiv: 1410.3192*, 2014.
- [26] S. Mendelson. A remark on the diameter of random sections of convex bodies. In *Geometric aspects of functional analysis*, volume 2116 of *Lecture Notes in Math.*, pages 395–404. Springer, 2014.
- [27] S. Mendelson. Learning without concentration. *J. ACM*, 62(3):Art. 21, 25, 2015.
- [28] S. N. Negahban, P. K. Ravikumar, M. J. Wainwright, and B. Yu. A unified framework for high-dimensional analysis of M -estimators with decomposable regularizers. *Statist. Sci.*, 27(4):538–557, 2012.
- [29] S. N. Negahban, B. Yu, M. J. Wainwright, and P. K. Ravikumar. A unified framework for high-dimensional analysis of m -estimators with decomposable regularizers. In *Advances in Neural Information Processing Systems 22*, pages 1348–1356, 2009.
- [30] S. Oymak, C. Thrampoulidis, and B. Hassibi. Simple bounds for noisy linear inverse problems with exact side information. *arXiv: 1312.0641*, 2013.
- [31] S. Oymak, C. Thrampoulidis, and B. Hassibi. The squared-error of generalized lasso: A precise analysis. In *51st Annual Allerton Conference on Communication, Control, and Computing*, pages 1002–1009, 2013.
- [32] Y. Plan and R. Vershynin. One-bit compressed sensing by linear programming. *Comm. Pure Appl. Math.*, 66(8):1275–1297, 2013.
- [33] Y. Plan and R. Vershynin. Robust 1-bit compressed sensing and sparse logistic regression: a convex programming approach. *IEEE Trans. Inf. Theory*, 59(1):482–494, 2013.
- [34] Y. Plan and R. Vershynin. Dimension reduction by random hyperplane tessellations. *Discrete Comput. Geom.*, 51(2):438–461, 2014.
- [35] Y. Plan and R. Vershynin. The generalized lasso with non-linear observations. *IEEE Trans. Inf. Theory*, pages to appear, arXiv: 1502.04071, 2016.
- [36] Y. Plan, R. Vershynin, and E. Yudovina. High-dimensional estimation with geometric constraints. *arXiv: 1404.3749*, 2014.
- [37] G. Raskutti, M. J. Wainwright, and B. Yu. Restricted eigenvalue properties for correlated gaussian designs. *J. Mach. Learn. Res.*, 11:2241–2259, 2010.

- [38] H. Rauhut, K. Schnass, and P. Vandergheynst. Compressed sensing and redundant dictionaries. *IEEE Trans. Inform. Theory*, 54(5):2210–2219, 2008.
- [39] S. Rosset and J. Zhu. Piecewise linear regularized solution paths. *Ann. Statist.*, 35(3):1012–1030, 2007.
- [40] M. Talagrand. *Upper and Lower Bounds for Stochastic Processes: Modern Methods and Classical Problems*. Springer, 2014.
- [41] C. Thrampoulidis, E. Abbasi, and B. Hassibi. The lasso with non-linear measurements is equivalent to one with linear measurements. In *Advances in Neural Information Processing Systems 28*, pages 3402–3410, 2015.
- [42] C. Thrampoulidis, S. Oymak, and B. Hassibi. Simple error bounds for regularized noisy linear inverse problems. In *IEEE International Symposium on Information Theory*, pages 3007–3011, 2014.
- [43] R. Tibshirani. Regression shrinkage and selection via the lasso. *J. Roy. Statist. Soc. Ser. B*, 58(1):267–288, 1996.
- [44] R. Tibshirani, M. Saunders, S. Rosset, J. Zhu, and K. Knight. Sparsity and smoothness via the fused lasso. *J. R. Stat. Soc. Ser. B*, 67(1):91–108, 2005.
- [45] R. J. Tibshirani. The lasso problem and uniqueness. *Electron. J. Stat.*, 7:1456–1490, 2013.
- [46] R. J. Tibshirani and J. Taylor. The solution path of the generalized lasso. *Ann. Statist.*, 39(3):1335–1371, 2011.
- [47] J. A. Tropp. Convex recovery of a structured signal from independent random linear measurements. In G. E. Pfander, editor, *Sampling Theory, a Renaissance*, ANHA Series, pages 67–101. Birkhäuser, 2015.
- [48] S. A. van De Geer and P. Bühlmann. On the conditions used to prove oracle results for the lasso. *Electron. J. Stat.*, 3:1360–1392, 2009.
- [49] R. Vershynin. Estimation in high dimensions: A geometric perspective. In G. E. Pfander, editor, *Sampling Theory, a Renaissance*, ANHA Series, pages 3–66. Birkhäuser, 2015.
- [50] H. Zou and T. Hastie. Regularization and variable selection via the elastic net. *J. R. Stat. Soc. Ser. B*, 67(2):301–320, 2005.