

Fast Radio Bursts as Probes of Magnetic Fields in Filaments of Galaxies

Takuya Akahori^{1,2}, Dongsu Ryu^{3,4,7} and B. M. Gaensler^{5,6}

ABSTRACT

We examine the proposal that the dispersion measures (DMs) and Faraday rotation measures (RMs) of extragalactic linearly-polarized fast radio bursts (FRBs) can be used to probe the intergalactic magnetic field (IGMF) in filaments of galaxies. The DM through the cosmic web is dominated by contributions from the warm-hot intergalactic medium (WHIM) in filaments and from the gas in voids. On the other hand, RM is induced mostly by the hot medium in galaxy clusters, and only a fraction of it is produced in the WHIM. We show that if one excludes FRBs whose sightlines pass through galaxy clusters, the line-of-sight strength of the IGMF in filaments, B_{\parallel} , is approximately $C(\langle 1+z \rangle/f_{DM})(RM/DM)$, where C is a known constant. Here, the redshift of the FRB is not required to be known; f_{DM} is the fraction of total DM due the WHIM, while $\langle 1+z \rangle$ is the redshift of intervening gas weighted by the WHIM gas density, both of which can be evaluated for a given cosmology model solely from the DM of an FRB. Using data on structure formation simulations and a model IGMF, we show that $C(\langle 1+z \rangle/f_{DM})(RM/DM)$ closely reproduces the density-weighted line-of-sight strength of the IGMF in filaments of the large-scale structure.

Subject headings: intergalactic medium — large-scale structure of universe — magnetic fields — polarization — radio continuum: general

¹Graduate School of Science and Engineering, Kagoshima University, Kagoshima 890-0065, Japan; akahori@sci.kagoshima-u.ac.jp

²SKA Organisation, Cheshire SK11 9DL, UK

³Department of Physics, UNIST, Ulsan 44919, Korea; ryu@sirius.unist.ac.kr

⁴Korea Astronomy and Space Science Institute, Daejeon, 34055, Korea

⁵Dunlap Institute for Astronomy and Astrophysics, The University of Toronto, Toronto ON M5S 3H4, Canada; bgaensler@dunlap.utoronto.ca

⁶Sydney Institute for Astronomy, School of Physics, The University of Sydney, NSW 2006, Australia

⁷Author to whom all correspondence should be addressed.

1. Introduction

The generation and evolution of the intergalactic magnetic field (IGMF) bears on many aspects of astrophysics, yet its real nature is not well understood (see Ryu et al. 2012; Widrow et al. 2012, for review). It is anticipated that the Square Kilometre Array and its precursors and pathfinders can explore the IGMF in filaments of galaxies with Faraday rotation measure (RM) (Akahori, et al. 2014a; Akahori et al. 2014b; Ideguchi et al. 2014; Gaensler et al. 2015; Johnston-Hollitt et al. 2015; Taylor et al. 2015). RM through filaments has been predicted with cosmological simulations, but the predictions have not yet converged; expected magnitudes are a few to several rad m^{-2} (Akahori & Ryu 2010, 2011) based on the IGMF model of Ryu et al. (2008), or smaller in other models (e.g., Vazza et al. 2014; Marinacci et al. 2015).

Since RM is an integral of magnetic field along the line-of-sight (LOS), B_{\parallel} , weighted with electron density, n_e , we need to know n_e for the intergalactic medium (IGM) to estimate the strength of the IGMF. Dispersion measure (DM), the free electron column density along the LOS, has been suggested as a possible probe of the IGM density (Ioka 2003; Inoue 2004), but can only be measured for the IGM by observation of a bright, brief, radio transient at cosmological distances. Fast radio bursts (FRBs) are a new phenomenon which appear to indeed provide us with these measurements of extragalactic DMs (Lorimer et al. 2007; Keane et al. 2012; Lorimer et al. 2013; Thornton et al. 2013; Totani 2013; Zhang 2013; Kashiyama et al. 2013; Petroff et al. 2015; Macquart et al. 2015; Masui & Sigurdson 2015; Champion et al. 2015).

Sixteen published FRBs have now been reported (Petroff et al. 2016),¹ with DMs in the range $\sim 400 - 1600 \text{ pc cm}^{-3}$. These large DMs imply that FRBs occur at cosmological redshifts, $z \sim 0.5 - 1$ (Thornton et al. 2013; Dolag et al. 2015). Recently, Masui et al. (2015) reported the first detection of linear polarization in a FRB: for FRB 110523, Masui et al. (2015) find $\text{DM} = 623.3 \text{ pc cm}^{-3}$ and $\text{RM} = -186 \text{ rad m}^{-2}$, and conclude that the RM was induced in the vicinity of the source itself or within the host galaxy. Kulkarni et al. (2015) have separately argued for the presence of free-free absorption in the spectrum of FRB 121102, suggesting a dense host environment that provides a large local DM and RM contribution.

The DMs and RMs of extragalactic linearly-polarized FRBs together may be used to explore the IGMF. For an extragalactic source located at $z = z_i$, these quantities can be written at the observer’s frame as

$$\text{DM} = C_D \int_0^{z_i} \frac{n_e(z)}{(1+z)} \frac{dl(z)}{dz} dz \text{ pc cm}^{-3}, \quad (1)$$

(e.g., McQuinn 2014; Deng & Zhang 2014) and

$$\text{RM} = C_R \int_{z_i}^0 \frac{n_e(z) B_{\parallel}(z)}{(1+z)^2} \frac{dl(z)}{dz} dz \text{ rad m}^{-2}, \quad (2)$$

¹FRB Catalogue, <http://astronomy.swin.edu.au/pulsar/frbcatalog/>, version 1.0

(e.g., Akahori & Ryu 2011), respectively. Here, $n_e(z)$ is the proper electron density in the cosmic web at a redshift z in units of cm^{-3} , $B_{\parallel}(z)$ the LOS component of the IGMF at z in μG , $dl(z)$ and the LOS line element at z in kpc, with the numerical constants having values $C_D \simeq 1000$ and $C_R \simeq 811.9$. Traditionally, the LOS magnetic field strength is estimated as

$$\begin{aligned} B_{\parallel}^{\dagger} &= \frac{C_D RM}{C_R DM} \\ &= 12.3 \left(\frac{RM}{10 \text{ rad m}^{-2}} \right) \left(\frac{DM}{10^3 \text{ pc cm}^{-3}} \right)^{-1} \text{ nG}. \end{aligned} \quad (3)$$

In this paper, we will show that the above method needs to be revised in the cosmological context.

The idea of using the DMs and RMs of FRBs to probe the IGMF was previously presented by Zheng et al. (2014). They employed simple analytic models of the IGM and IGMF and did not consider cosmic web structures. In this paper, using the results of cosmological structure formation simulations and a model IGMF based on a turbulent dynamo in the large-scale structure (LSS) of the universe, we quantify the contribution of the cosmic web to the DMs and RMs of FRBs. We investigate how B_{\parallel}^{\dagger} in equation (3) compares with the IGMF strength in filaments, and propose a modified formula. We do not consider other contributions to DM and RM, such as those from host galaxies or local environments of FRBs or from the foreground Milky Way (see, e.g., Akahori, et al. 2014a; Dolag et al. 2015; Masui et al. 2015; Kulkarni et al. 2015, and also §4 below for discussions of those contributions). The rest of this paper is organized as follows: the models and calculations are described in §2, the results are shown in §3, and the discussion and summary are set out in §4.

2. Models and Calculations

The models adopted in this paper are essentially the same as those of Akahori & Ryu (2010, 2011). The LSS of the universe is represented by the data of ΛCDM universe simulations with $\Omega_{b0} = 0.043$, $\Omega_{m0} = 0.27$, $\Omega_{\Lambda0} = 0.73$, $h \equiv H_0/(100 \text{ km/s/Mpc}) = 0.7$, $n = 1$, and $\sigma_8 = 0.8$. The simulation box has a $(100 h^{-1}\text{Mpc})^3$ volume including 512^3 uniform grid zones for gas and gravity and 256^3 particles for dark matter. Sixteen simulations with different realizations of initial conditions were used to compensate for cosmic variance. For the IGMF, we assume that turbulence is generated during the formation of LSS, and that the magnetic field is produced as a consequence of the amplification of weak seeds by turbulent flow motions. The strength of our model IGMF for the WHIM in filaments is of order $\langle B \rangle \sim 10 \text{ nG}$ or $\langle \rho B \rangle / \langle \rho \rangle \sim 100 \text{ nG}$ at $z = 0$ (see Ryu et al. 2008, for details).

The cosmic space for our calculations spans from $z = 0$ up to $z = 5$ by stacking simulation boxes. We took simulation outputs at $z = 0, 0.2, 0.5, 1.0, 1.5, 2.0, 3.0$, and 5.0 , and used the outputs of closest redshift for stacked boxes. Observers are placed at the center of galaxy groups to reproduce the environment of the Milky Way; we chose the galaxy groups that have an X-ray emissivity-weighted temperature similar to that of the Local Group, $0.05 \text{ keV} \leq kT_X \leq 0.15 \text{ keV}$

(see Akahori & Ryu 2011, for details).

Our calculation covers a $20^\circ \times 20^\circ$ field-of-view (FOV) with 400×400 pixels. The corresponding spatial resolution is $0''.05$, which is sufficient to resolve major structures of density and magnetic field in the cosmic web. We put one FRB at the center of each pixel, and its redshift was randomly chosen from the redshift range $0 \leq z \leq 5$. We performed 100 realizations of a 400×400 pixel FOV, for a total of 16 million FRBs. We then divided the results into subsets, binning by redshift with an interval of $\Delta z = 0.1$; there are 50 corresponding subsets and each subset includes $n_z \simeq 320\,000$ FRBs. We note that this large number of FRBs is used in our calculation to compensate the cosmic variance and to avoid statistical fluctuation. It does not mean that future observations will need such numbers of FRBs in order to estimate the IGMF strength (see §4). We further note that the redshifts of FRBs do not need to be measured in order to conduct the analysis that we now consider.

LOS integrations for the i -th FRB were performed from the observer ($z = 0$) up to the FRB's redshift ($z = z_i$). In this paper, we present integrals of several quantities. DM and RM are calculated with equations (1) and (2), respectively, and the path length is calculated as,

$$L = \int_0^{z_i} \frac{dl(z)}{dz} dz. \quad (4)$$

The density-weighted strength of the IGMF, B , is

$$B = \int_0^{z_i} n_e(z) B(z) \frac{dl(z)}{dz} dz \bigg/ \int_0^{z_i} n_e(z) \frac{dl(z)}{dz} dz, \quad (5)$$

the density-weighted LOS strength of the IGMF, B_{\parallel} , is

$$B_{\parallel} = \int_0^{z_i} n_e(z) B_{\parallel}(z) \frac{dl(z)}{dz} dz \bigg/ \int_0^{z_i} n_e(z) \frac{dl(z)}{dz} dz. \quad (6)$$

B_{\parallel}^{\dagger} is then calculated using equation (3),

The integrations were made over the whole cosmic web (labeled ALL), as well as its components labelled with the corresponding IGM temperature, T . The temperature ranges considered are $T \geq 10^7$ K for the hot gas in clusters of galaxies (T79), 10^5 K $\leq T < 10^7$ K for the WHIM in filaments of galaxies (T57), 10^4 K $\leq T < 10^5$ K for the gas in possible sheet-like structures (T45), and $T < 10^4$ K for the gas in voids (T04).

The integrations over different components of the cosmic web cannot be compared with real observations. To estimate the IGMF in filaments, we attempt to select LOSs that avoid galaxy clusters as follows: we exclude LOSs for which pixels have values $T_X^* > 10^7$ K and $S_X^* > 10^{-10}$ erg s $^{-1}$ cm $^{-2}$ sr $^{-1}$ (i.e., we use the TS0 scheme of Akahori & Ryu 2011). T_X^* and S_X^* are the X-ray surface temperature and brightness, respectively, and the brightness criterion mimics a near-future detection limit of X-ray facilities. The TS0 scheme should eliminate most of the LOSs that go through galaxy clusters (see Akahori & Ryu 2011; Akahori, et al. 2014a).

In an attempt to accurately extract the IGMF strength from the DM and RM (see §3.3), we also present the fraction of DM due to different components of the cosmic web, f_{DM} , and the density-weighted redshift along LOSs for different components of the cosmic web,

$$\langle 1+z \rangle = \int_0^{z_i} \frac{n_e(z)}{(1+z)} \frac{dl(z)}{dz} dz \bigg/ \int_0^{z_i} \frac{n_e(z)}{(1+z)^2} \frac{dl(z)}{dz} dz. \quad (7)$$

The specific form of $\langle 1+z \rangle$ is motivated by the density and redshift dependences in equations (1) and (2).

We then calculated statistical quantities, the average,

$$X_{\text{avg}}(z) = \frac{1}{n_z} \sum_{z-\Delta z/2}^{z+\Delta z/2} X(z_i), \quad (8)$$

the standard deviation,

$$X_{\text{sd}}(z) = \sqrt{\frac{1}{n_z} \sum_{z-\Delta z/2}^{z+\Delta z/2} [X(z_i) - X_{\text{avg}}(z)]^2}, \quad (9)$$

and the root-mean-square (rms),

$$X_{\text{rms}}(z) = \sqrt{\frac{1}{n_z} \sum_{z-\Delta z/2}^{z+\Delta z/2} X(z_i)^2}, \quad (10)$$

where X is one of the integrals we consider. Here, the summations are over FRB samples of $n_z \simeq 320\,000$ in the redshift bins of $\Delta z = 0.1$.

3. Results

3.1. Dispersion Measure

We first present results on the DM and path length (L) as a function of redshift. Figure 1(a) shows the average and variance of L . Colors represent values of L through different components of the cosmic web and for TS0. The black line indicates $L = \int_0^{z_i} (dl/dz) dz$, which should be identical to the average path length, calculated numerically for ALL (not shown). The figure indicates that the path length through the cosmic web is contributed primarily by T04 (voids, blue) and secondarily by T57 (filaments, red) and T45 (sheet-like structures, magenta). While L for T04 continues to increase with redshift, those for T57 and T45 increase and then converge to $\sim 100 - 150$ Mpc around $z \sim 2$, since these structures are not yet fully developed at high redshift. The value of L for T79 (clusters of galaxies, orange) is small and only up to ~ 2 Mpc on average; hence the value of L for TS0 (cluster-subtracted, green) is almost the same as that for ALL.

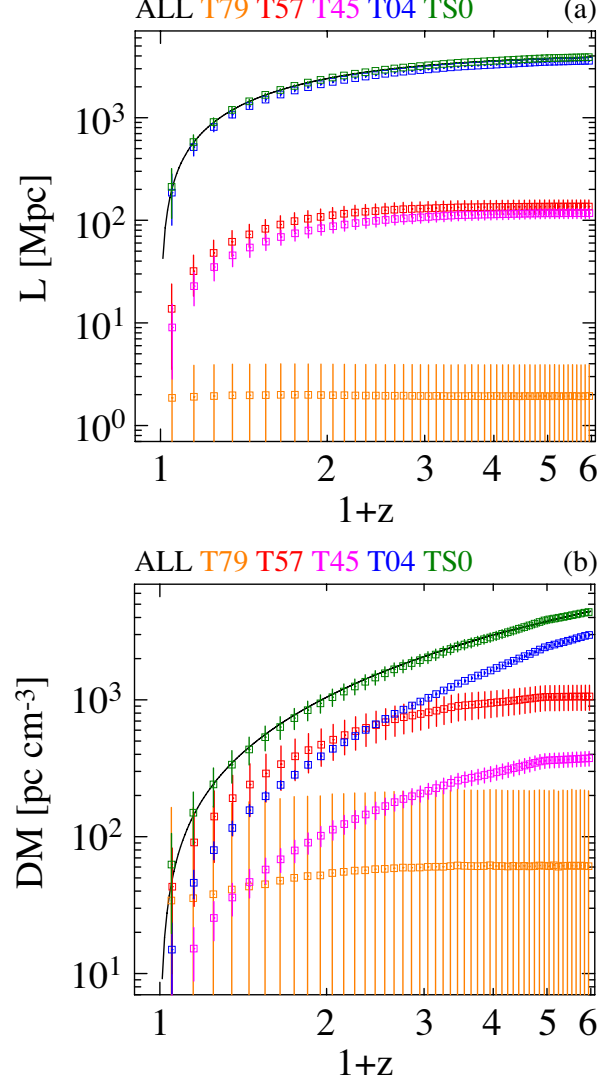


Fig. 1.— The (a) path length (L) and (b) dispersion measure (DM) to FRBs, integrated along LOSs up to the indicated redshift, z , for various components of the cosmic web (see text): T79 (orange), T57 (red), T45 (magenta), T04 (blue), and TS0 (green). Squares and error bars represent the average and standard deviation, respectively. The black lines are the analytic solutions for the whole cosmic web (see text).

Figure 1(b) shows the average and variance of DM. Again, colors represent DMs through different components of the cosmic web and for TS0. The black line is the DM calculated analytically for the whole cosmic web using equation (1) with the average cosmic density; it is identical to DM calculated numerically for ALL (not shown). The figure demonstrates that the IGM DM of an FRB is dominated by the contributions of T57 and T04. At the lowest redshift ($z \simeq 0.0 - 0.1$), the values of DM for T79 and T57 are comparable, although T79 has a large variance depending on the local environment of the observer. At $z \lesssim 1.5$, the value of DM is largest for T57, while at higher redshift, the DM for T04 dominates. Since the value of DM for T79 is small for most of the redshift range, both of the average and standard deviation of DM for TS0 is close to those for ALL.

We see that the standard deviation of DM for TS0 (ALL) is small enough, suggesting that the DM can be used to independently estimate the redshift of an FRB once the cosmological model is given. Specifically, the 1σ error in DM corresponds to ~ 2 redshift bins, i.e., $\delta z \sim 0.2$, for the range of observed DMs for FRBs, $\simeq 400 - 1600 \text{ pc cm}^{-3}$. Such a variance is in agreement with previous works (e.g., Dolag et al. 2015). Observed DMs, however, contain contributions from host galaxies of FRBs and the Milky Way, in addition to those from the LSS. This will result in a systematic overestimation/error in the redshift estimation. We will revisit this issue in §4.

Figure 2(a) shows the average fraction of DM, f_{DM} , contributed by different components of the cosmic web, i.e., DM for a given component normalized by DM for ALL. The value of f_{DM} for T57 is $\sim 40 - 50 \%$ at $z \lesssim 1.5$ and decreases to $\sim 20 \%$ at $z \sim 5$, while f_{DM} for T04 increases from $\sim 20 \%$ to $\sim 70 \%$ as we move from low to high redshifts. The values of f_{DM} for T79 and T45 are small, with $f_{DM} \lesssim 10 \%$ except for T79 at $z \lesssim 0.4$.

Figure 2(b) shows the average and variance of the density-weighted redshift, $\langle 1 + z \rangle$, in equation (7). Colors represent values of $\langle 1 + z \rangle$ through different components of the cosmic web. The black line is the value of $\langle 1 + z \rangle$ calculated analytically for the whole cosmic web, which approximates to $\langle 1 + z \rangle \propto (1 + z)^{0.54}$. The averages of $\langle 1 + z \rangle$ for different components follow the analytic solution for the whole cosmic web at low redshift, but deviate from it at high redshift. For T57, the deviation is noticeable for $z \gtrsim 1$ and becomes $\sim 35\%$ at $z = 5$.

3.2. Rotation Measure

We now present the rotation measure (RM) and average field strength resulting from our model IGMF. Figure 3(a) shows the average and standard deviation of the density-weighted IGMF strength, B , integrated along LOSs for different components of the cosmic web and TS0. There are large variances in B within each redshift bin, due to the highly intermittent nature of the IGMF. In our model IGMF, the average value of B converges to a couple $\times 100 \text{ nG}$ for T79, a few $\times 10 \text{ nG}$ for T54, and a couple $\times 0.1 \text{ nG}$ for T45 at large z (see Ryu et al. 2008, for further discussion of the model IGMF). The value of B should be much smaller for T04 in voids (not shown, lying

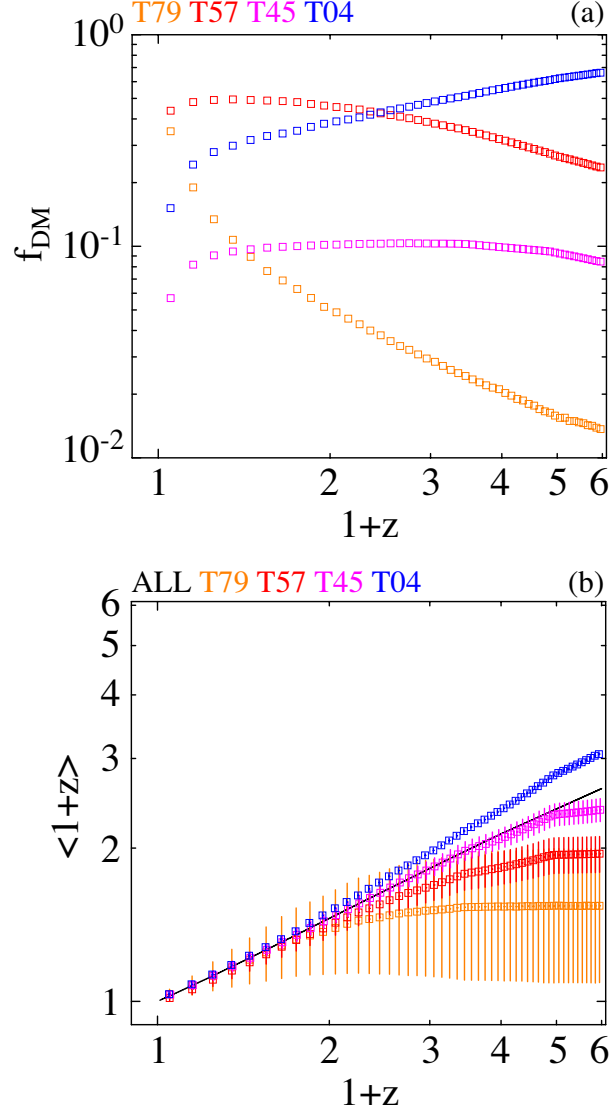


Fig. 2.— (a) The average DM fraction, f_{DM} , for T79 (orange), T57 (red), T45 (magenta), and T04 (blue), calculated by normalizing DM for each component by the value of DM for ALL, integrated along LOSs up to a redshift z . (b) As for panel (a), but showing the evolution of the density-weighted redshift $\langle 1+z \rangle$ with redshift. Squares and error bars in (b) represent the average and standard deviation, respectively. The black line in (b) is the analytic solution for the whole cosmic web (see text).

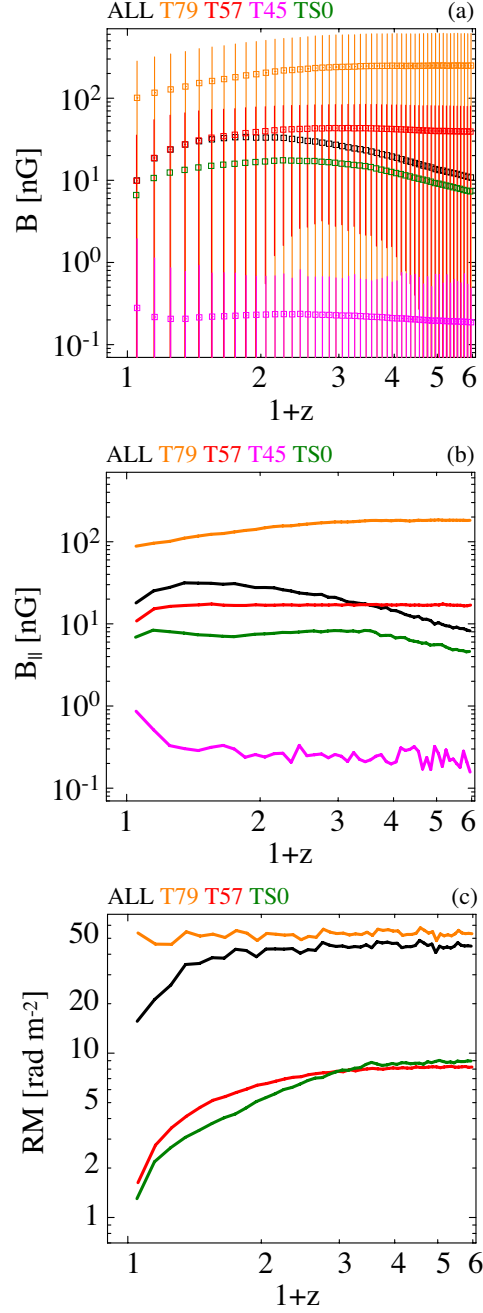


Fig. 3.— Plots of (a) the density-weighted IGMF strength, B , (b) the density-weighted LOS strength of the IGMF, B_{\parallel} , and (c) the rotation measure, RM, each integrated along LOSs up to a redshift z , for ALL (black), T79 (orange), T57 (red), T45 (magenta) and TS0 (green). Squares and error bars in (a) represent the average and standard deviation, respectively. Error bars for ALL and TS0 are not shown for clarity. The lines in (b) and (c) represent the rms values. The rms of RM for T45 is less than 0.1 rad m^{-2} (not shown).

outside the range of B plotted).² The average value of B for T79 is larger than that for ALL, for instance, since B for T79 are contributed only from the hot gas of clusters which has strongest magnetic fields in the cosmic web. The average value of B for each component of the cosmic web is slightly larger at higher redshift. On the other hand, B for ALL peaks at $z \simeq 0.8$ and is smaller at higher redshift, reflecting the structure formation history. The average value of B for TS0, which excludes the contribution from the hot gas of clusters, is contributed mostly from the WHIM, but B for TS0 is a few times smaller than that for T57 due to averaging along LOS.

Figure 3(b) shows the rms of the density-weighted LOS strength of the IGMF, $B_{||}$, integrated along LOSs for different components of the cosmic web and for TS0. We note that the average value of $B_{||}$ is zero. The overall behavior of the rms value of $B_{||}$ is similar to that of the average value of B . However, for T57 the value of $B_{||,\text{rms}}$ is close to that of $B_{\text{avg}}/\sqrt{3}$, while for T79 and T45, the values of $B_{||,\text{rms}}$ and B_{avg} are comparable, indicating that the model IGMF has larger variances for T79 and T45. Again, $B_{||}$ for TS0 is contributed mostly by the WHIM, but the value of $B_{||,\text{rms}}$ for TS0 is somewhat smaller than that for T57.

Figure 3(c) shows the rms of RM for different components of the cosmic web and for TS0. The value of RM_{rms} for ALL is the same as that shown by Akahori & Ryu (2011), except that the number of LOSs used is different. With a larger gas density and stronger magnetic field, RM_{rms} for T79 due to the hot gas of clusters is substantially larger than that for T57 and close to RM_{rms} for ALL, as expected. Note that RM_{rms} for T57 is larger than RM_{rms} for ALL, because RM_{rms} reflects the variance. The values of RM_{rms} for T45 and T04 are much smaller (not shown, lying outside the range plotted), indicating that their contributions to the observed RM are expected to be negligible. This indicates that RM could be used to explore the magnetic field for T57, that is, in the WHIM of filaments. But for this to be feasible, the contribution due the hot gas needs to be eliminated. We suggest that this can be achieved by adopting a scheme like TS0 (Akahori & Ryu 2011). Figure 3(c) shows that the value of RM_{rms} for TS0 is indeed close to that for T57.

3.3. Estimation of Line-of-Sight Magnetic Field Strength

We now investigate how the values of DM and RM for the cosmic web observed towards FRBs can be used to probe the IGMF in filaments of galaxies. We point out that for $B_{||}^{\dagger}$ in equation (3), three limitations must be addressed. First, the component of the IGM that dominates the DM contribution changes as a function of redshift: at low redshift the main contributor is the WHIM of filaments, while at high redshift it is the gas in voids, as shown in §3.1 and Figure 2(a). Second, the RM is contributed mostly by the hot gas of clusters and only a fraction of it is due to the WHIM, as discussed in §3.2 and Figure 3. Finally, DM and RM in the cosmological context have different

²Observational evidence suggests that the IGMF in voids has a strength $\gtrsim 10^{-16}$ G (e.g., Neronov & Vovk 2010; Tavecchio et al. 2010)

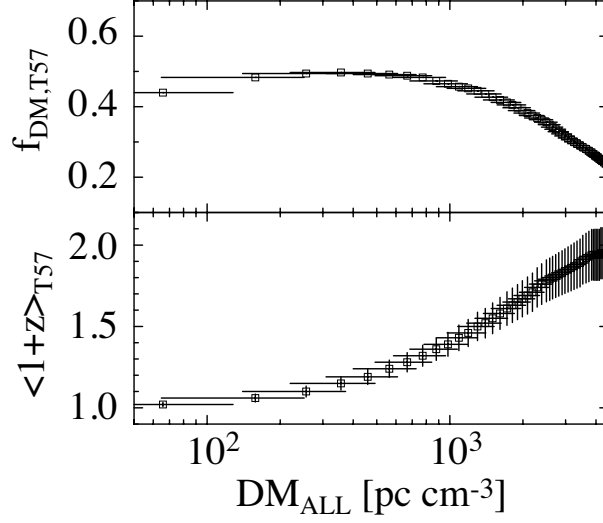


Fig. 4.— The DM fraction (top) and the density-weighted redshift along sightlines (bottom) for T57, as a function of DM for ALL. Squares and error bars mark averages and standard deviations, respectively.

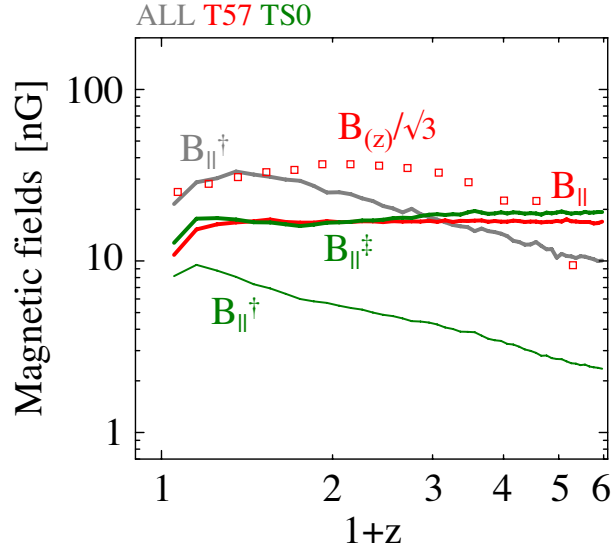


Fig. 5.— The rms of the LOS IGMF estimate using values of DM and RM for TS0 ($B_{||}^{\dagger}$, thin green line, equation [3]) and the improved estimate using the DM and RM for TS0, the average DM fraction, f_{DM} , and the average of the density-weighted redshift, $\langle 1+z \rangle$, for T57 ($B_{||}^{\ddagger}$, thick green line, equation [11]). These estimates are compared to the rms of the density-weighted LOS IGMF strength for T57 ($B_{||}$) (red line, also shown in Figure 3[b]). For reference, the rms of $B_{||}^{\dagger}$ using DM and RM for ALL (gray line), and the density-weighted, one-dimensional IGMF strength at a given redshift for T57 (red squares, equation [12]) are also shown.

redshift dependences, as per equations (1) and (2).

These problems with equation (3) can be resolved as follows. First, instead of using the DM of the entire cosmic web to calculate the magnetic field strength, the DM only due to the WHIM should be used. This can be achieved by replacing DM with $f_{DM}DM$ in equation (3), where f_{DM} is the value for T57. Second, LOSs that avoid clusters should be chosen, via a scheme like that presented by TS0. Finally, one must include a correction for the redshift dependence, which we accomplish by substituting $DM/\langle 1+z \rangle$ for DM , where $\langle 1+z \rangle$ is the value for T57. Based on these adjustments, we propose an improved estimate for the LOS strength of the IGMF in filaments,

$$B_{\parallel}^{\dagger} = \frac{\langle 1+z \rangle}{f_{DM}} B_{\parallel}^{\dagger} = \frac{\langle 1+z \rangle}{f_{DM}} \frac{C_D RM}{C_R DM}. \quad (11)$$

Here, the DM and RM for TS0 are used, while for the average DM fraction, f_{DM} , and the average of the density-weighted redshift, $\langle 1+z \rangle$, the values for T57 gas are used (i.e., the red data in Fig. 2).

We note that f_{DM} and $\langle 1+z \rangle$ for T57 can be evaluated with relatively small errors for a given cosmology model once the DM of an FRB is known. Figure 4 shows f_{DM} and $\langle 1+z \rangle$ for T57 as a function of DM for ALL in our cosmology model. This demonstrates that for the observed DMs of FRBs ($\simeq 400 - 1600 \text{ pc cm}^{-3}$), errors for the evaluations of f_{DM} and $\langle 1+z \rangle$ for T57 should be $\sim 10 - 20\%$. Therefore, the redshift of an FRB does not need to be known for estimating the IGMF in filaments of galaxies using equation (11), provided that any local DM and RM contributions associated with the FRB’s host galaxy or immediate environment are also accounted for.

Figure 5 shows our improved estimate of the LOS strength of the IGMF in filaments, B_{\parallel}^{\dagger} , along with estimates without corrections, for instance, B_{\parallel}^{\dagger} with DM and RM for TS0 and B_{\parallel}^{\dagger} with DM and RM for ALL. Note that the latter is the simple estimate of magnetic field that would be derived from the observed DM and RM using equation (3). These estimates derived from DM and RM are compared with the underlying density-weighted LOS strength of the IGMF for T57, B_{\parallel} . The figure demonstrates that the rms of B_{\parallel}^{\dagger} closely follows the rms of B_{\parallel} , while the other estimates B_{\parallel}^{\dagger} fail to reproduce the behavior of B_{\parallel} . The figure also shows $B_{(z)}/\sqrt{3}$ for the WHIM of T57, where

$$B_{(z)} = \int n_{e,(z)} B_{(z)} dV \bigg/ \int n_{e,(z)} dV. \quad (12)$$

This demonstrates that the rms of B_{\parallel}^{\dagger} , which represents an integrated quantity along LOS, reproduces the density-weighted, one-dimensional IGMF strength at a given redshift within a factor of ~ 2 .

4. Discussion and Summary

Using the results of cosmological structure formation simulations and a model IGMF, we have calculated the dispersion and rotation measures induced by different components of the cosmic

web, determined by integrating physical quantities along LOSs toward FRBs distributed over the redshift range $z = 0 - 5$. We find that the DM due to the IGM along the sightline to an FRB arises primarily in the WHIM in filaments and the gas in voids; at low redshifts, the DM due to the WHIM dominates, while at high redshifts, the DM due to the void gas is the main contributor. The DM due to the hot gas in clusters is small for most of the redshift range considered. On the other hand, with our model IGMF, RM is induced mostly by the hot gas, and the RM due to the WHIM is an order of magnitude smaller than the RM due to the hot gas.

We have then examined the proposal that the observed DMs and RMs of FRBs can be used to probe the IGMF, especially the magnetic field in galaxy filaments. Based on our results, we propose an improved estimate for the LOS strength of the IGMF in filaments, $B_{\parallel}^{\dagger} = C(\langle 1 + z \rangle / f_{DM})(RM/DM)$, where C is a known constant. Here, DM and RM are those observed for an FRB, provided that one only uses sightlines chosen to avoid clusters based on criteria of X-ray temperature and surface brightness, and that one excludes any contribution to DM and RM local to the FRB/its host galaxy or due to the Milky Way. f_{DM} is the fraction of intergalactic DM due to the WHIM, and $\langle 1 + z \rangle$ is the redshift weighted by the WHIM gas density (equation [7]). The values of f_{DM} and $\langle 1 + z \rangle$ can be evaluated for a given cosmology model if the value of DM is known; hence we do not need to know the redshift of the FRB. We have shown that with our model cosmology and IGMF, the rms of B_{\parallel}^{\dagger} is almost identical to the rms of the density-weighted LOS strength of the IGMF in filaments. Our work suggests that if enough DMs and RMs of FRBs can be determined, the strength of the IGMF in galaxy filaments could then be estimated.

There are uncertainties in the estimation. First, we have used DM as an indicator of the redshift of an FRB. Although DM is a tight function of redshift, there is a variance. The variance introduces an uncertainty in deriving the redshift from the observed DM, at an estimated level $\delta z \sim 0.2$ at a 1σ level. The uncertainty in redshift propagates into the evaluations of f_{DM} and $\langle 1 + z \rangle$ for the WHIM. The uncertainties in the evaluations of f_{DM} and $\langle 1 + z \rangle$ are estimated to be $\sim 10 - 20\%$. Overall, the uncertainty in B_{\parallel}^{\dagger} should be at most a few to several $\times 10\%$. In future, if host galaxies of FRBs are identified and their redshifts are determined by follow-up observations such as line measurements, f_{DM} and $\langle 1 + z \rangle$ for the WHIM can be directly evaluated from the redshift instead of from the DM, reducing the uncertainties in the field strength estimate.

There of course are other, possibly larger, uncertainties that we have not accounted for here. Recent studies have noted that the DM contributions of FRB host galaxies (e.g., Connor, Sievers & Pen 2016; Masui et al. 2015; Kulkarni et al. 2015) and of the foreground Milky Way and Local Supercluster (see Dolag et al. 2015) could all be significant. Likewise, the RM contributed by the FRB's immediate environment, host galaxies, intervening galaxies along the LOS and the Milky Way could all be larger than the RM due to the WHIM (see, e.g., Beck et al. 2013; Akahori, et al. 2014a). The above additional contributions could be partly incorporated through further modeling, statistical approaches and Faraday synthesis (e.g., Akahori, et al. 2014a; Akahori et al. 2014b). However, this will inevitably introduce additional uncertainties in B_{\parallel}^{\dagger} .

The number of FRBs needed to reliably estimate the IGMF in galaxy filaments would depend on such unknown foreground and host contributions as well as the cosmic variance. The estimation of the number is thus beyond the scope of this paper. Further work using numerical simulations is needed to establish how many FRB detections and how wide a survey area are needed to overcome involved uncertainties.

Finally, it is interesting to apply our results to the observed data. As mentioned in the Introduction, very recently, the linearly polarized FRB 110523 with $DM = 623 \text{ pc cm}^{-3}$ and $RM = -186 \text{ rad m}^{-2}$ was found by Masui et al. (2015). The observed amplitude of RM is too large to ascribe to magnetic fields in filaments. The authors suggest that the RM of the FRB could be due to magnetic fields in the vicinity of the source itself or within the host galaxy (see also Fig. 14 of Beck et al. 2013). But it could be also contributed by magnetic fields in intervening and/or host galaxy clusters. Although our equation (11) was presented for the WHIM (T57), it can be also applied to the hot gas in clusters (T79). If we apply equation (11) to the observed values of RM and DM for FRB 110523, along with f_{DM} and $\langle 1 + z \rangle$ for T79, we obtain $B_{||}^{\dagger} \sim 7 \mu\text{G}$, which is somewhat strong, but possible for magnetic fields in clusters (e.g., Taylor, et al. 2002). So we suggest the RM of the FRB, or a part of it, could be due to magnetic fields in intervening and/or host galaxy clusters.

T. A. was supported by JSPS KAKENHI Grant Numbers 15K17614 and 15H03639. D. R. was supported by the National Research Foundation of Korea through NRF-2014M1A7A1A03029872. B. M. G. acknowledges the support of the Australian Research Council through grant FL100100114. The Dunlap Institute is funded through an endowment established by the David Dunlap family and the University of Toronto.

REFERENCES

- Akahori, T., & Ryu, D. 2010, *ApJ*, 723, 476
- Akahori, T., & Ryu, D. 2011, *ApJ*, 738, 134
- Akahori, T., Gaensler, B. M., & Ryu, D. 2014a, *ApJ*, 790, 123
- Akahori, T., Kumazaki, K., Takahashi, K., & Ryu, D. 2014b, *PASJ*, 66, 65
- Beck, A. M., Dolag, K., Lesch, H., & Kronberg, P. P. 2013, *MNRAS*, 435, 3575
- Champion, D. J., Petroff, E., Kramer, M., et al. *arXiv:1511.07746*
- Connor, L., Sievers, J., & Pen, U.-L. 2016, *MNRAS*, in press (*arXiv:1505.05535*)
- Deng, W., & Zhang, B. 2014, *ApJ*, 783, L35
- Dolag, K., Gaensler, B. G., Beck, A. M., & Beck, M. C. 2015, *MNRAS*, 451, 4277

- Gaensler, B. M., Agudo, I., Akahori, T., et al. 2015, PoS(AASKA14), 103
- Ideguchi, S., Takahashi, K., Akahori, T., Kumazaki, K., & Ryu, D. 2014, PASJ, 66, 5
- Inoue, S. 2004, MNRAS, 348, 999
- Ioka, K. 2003, ApJ, 598, L79
- Johnston-Hollitt, M., Govoni, F., Beck R., et al. 2015, PoS(AASKA14), 92
- Kashiyama, K., Ioka, K., & Mészáros P. 2013, ApJ, 776, L39
- Keane E. F., Stappers B. W., Kramer M., & Lyne A. G. 2012, MNRAS, 425, L71
- Kulkarni, S. R., Ofek, E. O., & Neill, J. D. 2015, arXiv:1511.09137
- Lorimer, D. R., Bailes, M., McLaughlin, M. A., Narkevic, D. J., & Crawford, F. 2007, Science, 318, 777
- Lorimer D. R., Karastergiou A., McLaughlin M. A., & Johnston S., 2013, MNRAS, 436, L5
- Macquart, J.-P., Keane, E., Grainge, K., et al. 2015, PoS(AASKA14), 55
- Marinacci, F., Vogelsberger, M., Mocz, P., & Pakmor, R. 2015, MNRAS, 453, 3999
- Masui, K. W., & Sigurdson, K. 2015, Phys. Rev. Lett., 115, 121301
- Masui, K., Lin, H.-H., Sievers, J., et al. 2015, Nature, 528, 523
- McQuinn, M. 2014, ApJ, 780, L33
- Neronov, A. & Vovk, I., 2010, Science 328, 73
- Petroff, E., Bailes, M., Barr, E. D., et al. 2015, MNRAS, 447, 246
- Petroff, E., Barr, E.D., Jameson, A., Keane, E. F., Bailes, M., Kramer, M., Morello, V., Tabbara, D., & van Straten W. 2016, PASA, submitted (arXiv:1601.03547)
- Ryu, D., Kang, H., Cho, J., & Das, S. 2008, Science, 320, 909
- Ryu, D., Schleicher, D. R. G., Treumann, R. A., Tsagas, C. G., & Widrow, L. M. 2012, Space Sci. Rev., 166, 1
- Tavecchio, F., Ghisellini, G., Foschini, L., Bonnoli, G., Ghirlanda, G., & Coppi, P. 2010, MNRAS, 406, L70
- Taylor, G. B., Fabian, A. C., & Allen, S. W. 2002, MNRAS, 334, 769
- Taylor, A. R., Agudo, I., Akahori, T., et al. 2015, PoS(AASKA14), 113

- Thornton, D. Stappers, B., Bailes, M. et al. 2013, *Science*, 341, 53
- Totani, T. 2013, *PASJ*, 65, L12
- Vazza, F., Brüggen,, M., Gheller, C., & Wang, P. 2014, *MNRAS*, 445, 3706
- Widrow, L. M., Ryu, D., Schleicher, D. R. G., Subramanian, K., Tsagas, C. G., & Treumann, R. A. 2012, *Space Sci. Rev.*166, 37
- Zhang, B., 2014, *ApJ*, 780, L21
- Zheng, Z., Ofek, E. O., Kulkarni, S. R., Neill, J. D., & Juric, M. 2014, *ApJ*, 797, 71