

ERBlox: Combining Matching Dependencies with Machine Learning for Entity Resolution

Zeinab Bahmani Leopoldo Bertossi*

Carleton University, School of Computer Science, Ottawa, Canada

Nikolaos Vasiloglou

LogicBlox Inc., Atlanta, GA 30309, USA

Abstract

Entity resolution (ER), an important and common data cleaning problem, is about detecting data duplicate representations for the same external entities, and merging them into single representations. Relatively recently, declarative rules called *matching dependencies* (MDs) have been proposed for specifying similarity conditions under which attribute values in database records are merged. In this work we show the process and the benefits of integrating four components of ER: (a) Building a classifier for duplicate/non-duplicate record pairs built using machine learning (ML) techniques; (b) Use of MDs for supporting the blocking phase of ML; (c) Record merging on the basis of the classifier results; and (d) The use of the declarative language *LogiQL* -an extended form of Datalog supported by the *LogicBlox* platform- for all activities related to data processing, and the specification and enforcement of MDs.

Keywords: Entity resolution, matching dependencies, support-vector machines, classification, Datalog

1 Introduction

Entity resolution (ER) is a common and difficult problem in data cleaning that has to do with handling unintended multiple representations in a database of the same external objects. This problem is also known as deduplication, reference reconciliation, merge-purge, etc. Multiple representations lead to uncertainty in data and the problem of managing it. Cleaning the database reduces uncertainty. In more precise terms, ER is about the identification and fusion of database records (think of rows or tuples in tables) that represent the same real-world entity [12, 23]. As a consequence, ER usually goes through two main

*Corresponding author: bertossi@scs.carleton.ca

consecutive phases: (a) detecting duplicates, and (b) merging them into single representations.

For duplicate detection, one must first analyze multiple pairs of records, comparing the two records in them, and discriminating between: *pairs of duplicate records* and *pairs of non-duplicate records*. This classification problem is approached with machine learning (ML) methods, to learn from previously known or already made classifications (a training set for supervised learning), building a *classification model* (a classifier) for deciding about other record pairs [15, 23].

In principle, in ER every two records (forming a pair) have to be compared, and then classified. Most of the work on applying ML to ER work at the record level [35, 15, 16], and only some of the attributes, or their features, i.e. numerical values associated to them, may be involved in duplicate detection. The choice of relevant sets of attributes and features is application dependent.

ER may be a task of quadratic complexity since it requires comparing every two records. To reduce the large number two-record comparisons, *blocking techniques* are used [37, 8, 29, 42]. Commonly, a single record attribute, or a combination of attributes, the so-called *blocking key*, is used to split the database records into blocks. Next, under the assumption that any two records in different blocks are unlikely to be duplicates, only every two records in a same block are compared for duplicate detection.

Although blocking will discard many record pairs that are obvious non-duplicates, some true duplicate pairs might be missed (by putting them in different blocks), due to errors or typographical variations in attribute values. More interestingly, similarity between blocking keys alone may fail to capture the relationships that naturally hold in the data and could be used for blocking. Thus, entity blocking based only on blocking key similarities may cause low recall. This is a major drawback of traditional blocking techniques.

In this work we consider different and coexisting entities. For each of them, there is a collection of records. Records for different entities may be related via attributes in common or referential constraints. Blocking can be performed on each of the participating entities, and the way records for an entity are placed in blocks may influence the way the records for another entity are assigned to blocks. This is called “collective blocking”. Semantic information, in addition to that provided by blocking keys for single entities, can be used to state relationships between different entities and their corresponding similarity criteria. So, blocking decision making forms a collective and intertwined process involving several entities. In the end, the records for each individual entity will be placed in blocks associated to that entity.

Example 1. Consider two entities, *Author* and *Paper*. For each of them, there is a set of records (for all practical purposes, think of database tuples in a single table). For *Author* we have records of the form $\mathbf{a} = \langle name, \dots, affiliation, \dots, paper\ title, \dots \rangle$, with $\{name, affiliation\}$ the blocking key; and for *Paper*, records of the form $\mathbf{p} = \langle title, \dots, author\ name, \dots \rangle$, with *title* the blocking key. We want to group *Author* and *Paper* records at the same time, in an entwined

process. We block together two **Author** entities on the basis of the similarities of authors’ names and affiliations.

Assume that **Author** entities $\mathbf{a}_1, \mathbf{a}_2$ have similar names, but their affiliations are not. So, the two records would not be put in the same block. However, $\mathbf{a}_1, \mathbf{a}_2$ are authors of papers (in **Paper** records) $\mathbf{p}_1, \mathbf{p}_2$, resp., which have been put in the same block (of papers) on the basis of similarities of paper titles. In this case, additional *semantic knowledge* might specify that if two papers are in the same block, then corresponding **Author** records that have similar author names should be put in the same block too. Then, \mathbf{a}_1 and \mathbf{a}_2 would end up in the same block.

In this example, we are blocking **Author** and **Paper** entities, separately, but collectively and in interaction. ■

Collective blocking is based on blocking keys and *the enforcement* of semantic information about the *relational closeness* of entities **Author** and **Paper**, which is captured by a set of *matching dependencies* (MDs). So, we propose “MD-based collective blocking” (more on MDs right below).

After records are divided in blocks, the proper duplicate detection process starts, and is carried out by comparing every two records in a block, and classifying the pair as “duplicates” or “non-duplicates” using the trained ML model at hand. In the end, records in duplicate pairs are considered to represent the same external entity, and have to be *merged* into a single representation, i.e. into a single record. This second phase is also application dependent. MDs were originally proposed to support this task.

Matching dependencies are declarative logical rules that tell us under what conditions of similarity between attribute values, any two records must have certain attribute values merged, i.e. made identical [24, 25]. For example, the MD:

$$Dept_B[Dep] \approx Dept_B[Dep] \rightarrow Dept_B[City] \doteq Dept_B[City] \quad (1)$$

tells us that for any two records for entity (or relation or table) $Dept_B$ that have similar values for attribute Dep , their values for attribute $City$ should be matched, i.e. made the same.

MDs as introduced in [25] do not specify how to merge values. In [10], MDs were extended with *matching functions* (MFs). For a data domain, an MF specifies how to assign a value in common to two values. We adopt MDs with MFs in this work. In the end, the enforcement of MDs with MFs should produce a duplicate-free instance (cf. Section 2 for more details).

MDs have to be specified in a declarative manner, and at some point enforced, by producing changes on the data. For this purpose, we use the *LogicBlox* platform, a data management system developed by the LogicBlox¹ company, that is centered around its declarative language, *LogiQL*. *LogiQL* supports relational data management and, among several other features [3], an extended form of Datalog with stratified negation [14]. This language is expressive enough for the kind of MDs considered in this work.²

¹ www.logicblox.com

²For arbitrary sets of MDs, we need higher expressive power [10], such as that provided by answer set programming [4].

In this paper, we describe our *ERBlox* system. It is built on top of the *LogicBlox* platform, and implements entity resolution (ER) applying to *LogiQL*, ML techniques, and the specification and enforcement of MDs. More specifically, *ERBlox* has four main components or modules, that are executed in this order:

- (a) MD-based collective blocking,
- (b) ML-based classification model construction,
- (c) Duplicate detection, and
- (d) MD-based merging (of duplicates).

The blocking phase, (a) above, uses MDs to specify the blocking strategy. They express conditions in terms of blocking key similarities and also relational closeness -the semantic knowledge- to assign two records to a same block, by making the block identifiers identical. Then, under MD-based collective blocking different records of possibly several related entities are simultaneously assigned to blocks through the enforcement of MDs (cf. Section 5 for details). This is a non-traditional, novel use of MDs, whereas the application of MDs for the proper merging, (d) above, corresponds to the intended use of MDs [24].

The sets of MDs used in (a) and (d) are different, and, as we just explained, play different roles. In both cases, they are application-dependent, but have a canonical representation in the system, as Datalog rules. The MDs are then enforced by applying (running) those rules. Although in general a set of MDs may lead to alternative final instances through its enforcement [10], in our application of MDs both sets of MDs lead to a single instance.

In the case of (a), this means that, for each entity, a unique set of blocks is generated. The reason is that the combination of the set of MDs and the initial database instance falls into a newly identified, well-behaved class. (See Section 2; more details are provided in [6].) In the case of (d), the set of MDs leads to a single, duplicate-free instance for each entity. This is because the MDs in the set turn out to be *interaction-free* (as introduced in [10]).

We use *LogiQL* to declaratively implement the two MD-based components of *ERBlox*. As shown in [4, 6] in general, sets of MDs can be expressed by means of *answer-set programs* (ASPs) [13]. However, both classes of MDs used by *ERBlox* can be expressed by computationally efficient fragments of ASPs, namely Datalog with stratified negation [14], which is supported by *LogiQL*.

More specifically on the machine learning side (item (b) above), the problem is about building and implementing a model for the detection of pairs of duplicate records. The classification model is trained using record-pairs known to be duplicates or non-duplicates. We independently used three established classification algorithms: *support vector machines* (SVM) [40], *k-nearest neighbor* (K-NN) [19], and *non-parametric Bayes classifier* (NBC) [7]. We used the *Ismion*³ implementation of them due to the in-house expertise at LogicBlox.

³<http://www.ismion.com>

Since the emphasis of this work is on the use of *LogiQL* and MDs, we will refer only to our use of SVM.

For experimentation with the *ERBlox* system, we used as dataset a snapshot of Microsoft Academic Search (MAS)⁴ that includes 250K authors, 2.5M papers, and a training set. We also used, independently, datasets from DBLP and Cora Citation. The experimental results show that our system improves ER recall and precision over traditional, *standard* blocking techniques [30], where just blocking-key similarities are used. Actually, MD-based collective blocking leads to higher precision and recall on the given datasets.

Our work also shows the integration under a single system of different forms of data retrieval, storage and transformation, on one side, and machine learning techniques, on the other. All this is enabled by the use of optimized Datalog-rules declaration and execution as supported by the *LogicBlox* platform.

This paper is structured as follows. Section 2 introduces background on matching dependencies and SVM. A general overview of the *ERBlox* system is presented in Section 3. Specific details about the components of our methodology and *ERBlox* are given and discussed in Sections 4, 5, 6, and 7. Experimental results are shown in Section 8. Sections 9 and 10 present related work and conclusions, respectively. Appendix A contains an extended example illustrating the properties of blocking-MDs. This paper is a revised and extended version of [5].

2 Preliminaries

2.1 Matching dependencies

We consider an application-dependent relational schema \mathcal{R} , with a data domain U . For an attribute A , $Dom(A) \subseteq U$ is its domain. We assume predicates do not share attributes, but different attributes may share a domain. An instance D for \mathcal{R} is a finite set of ground atoms of the form $R(c_1, \dots, c_n)$, with $R \in \mathcal{R}$, $c_i \in U$. The *active domain* of an instance D , denoted $Adom(D)$, is the finite set of all constants from U that appear in D .

We assume that each entity is represented by a relational predicate, and its tuples or rows in its extension correspond to records for the entity. As in [10], we assume records have unique, fixed, global identifiers, *rids*, which are positive integers. This allows us to trace changes of attribute values in records. Record ids are placed in an extra attribute for $R \in \mathcal{R}$ that acts as a key. Then, records take the form $R(r, \bar{r})$, with r the rid, and $\bar{r} = (c_1, \dots, c_n)$. Sometimes we leave rids implicit, and sometimes we use them to denote whole records: if r is a record identifier in instance D , \bar{r} denotes the record in D identified by r . Similarly, if \mathcal{A} is a sublist of the attributes of predicate R , then $r[\mathcal{A}]$ denotes the restriction of \bar{r} to \mathcal{A} .

⁴<http://academic.research.microsoft.com>. As of January 2013.

MDs are formulas of the form [24, 25]:

$$\varphi: R_1[\bar{X}_1] \approx R_2[\bar{X}_2] \longrightarrow R_1[\bar{Y}_1] \doteq R_2[\bar{Y}_2], \quad (2)$$

where $R_1, R_2 \in \mathcal{R}$, and \bar{X}_1, \bar{X}_2 are lists of attribute names of the same length that are *pairwise comparable*, that is, X_1^i and X_2^i , and also \bar{Y}_1, \bar{Y}_2 , share the same domain. R_1, R_2 could be the same predicate. The MD in (2) states that, for every pair of tuples (one in relation R_1 , the other in relation R_2) where the left-hand side (LHS) of the arrow is true, the attribute values in them on the right-hand side (RHS) have to be made identical.

Actually, a more precise notation for the MD in (2) would be:

$$\forall \bar{x}_1 \bar{x}_2 (R_1(\bar{x}_1) \wedge R_2(\bar{x}_2) \wedge \bigwedge_j x_1^j \approx_j x_2^j \longrightarrow \bigwedge_k y_1^k \doteq y_2^k),$$

with $x_1^j, y_1^k \in \bar{x}_1$, $x_2^j, y_2^k \in \bar{x}_2$. (We usually leave the universal quantifiers implicit.) Accordingly, in (1) \approx denotes a generic similarity relation that has to be applied componentwise and possibly differently for each attribute. It represents a sequence of reflexive, symmetric, and application/domain dependent specific similarity relations, each of them applied on its own, shared attribute domain. For example, for predicate $Paper(PID, Title, Year, CID, JID, Keyword, Bl\#)$, the MD:

$$Paper(pid_1, x_1, y_1, z_1, w_1, v_1, bl_1) \wedge Paper(pid_2, x_2, y_2, z_2, w_2, v_2, bl_2) \wedge \\ x_1 \approx_{Title} x_2 \wedge y_1 = y_2 \wedge z_1 = z_2 \longrightarrow bl_1 \doteq bl_2, \quad (3)$$

involves a similarity relation on the *Title* attribute, and the equality as similarity relation on attributes *Year* and *CID*. For an MD φ , $LHS(\varphi)$ and $RHS(\varphi)$ denote the sets of attributes (with their predicates) on the LHS and RHS of φ , respectively.

A *dynamic, chase-based semantics* for MDs with *matching functions* (MFs) was introduced in [10], and we briefly summarize it here. Given an initial instance D , the set Σ of MDs is iteratively enforced until they cannot be applied any further, at which point a *resolved instance* has been produced.

In order to *enforce* (the RHSs of) MDs, there are binary *matching functions* (MFs) $\mathbf{m}_A : Dom(A) \times Dom(A) \rightarrow Dom(A)$; and $\mathbf{m}_A(a, a')$ is used to replace two values $a, a' \in Dom(A)$ that have to be made identical. For example, for an attribute *Address*, we might have an MF $\mathbf{m}_{Address}$, such that $\mathbf{m}_{Address}(\text{"MainSt., Ottawa"}, \text{"25 Main St."}) := \text{"25 MainSt., Ottawa"}$.

MFs are idempotent, commutative, and associative, and then induce a partial-order structure $\langle Dom(A), \preceq_A \rangle$, with: $a \preceq_A a' :\Leftrightarrow \mathbf{m}_A(a, a') = a'$ [10, 9]. It always holds: $a, a' \preceq_A \mathbf{m}_A(a, a')$. Actually, the relationship $a \preceq_A a'$ can be thought in terms of *information contents*: a' is at least as informative as a . This partial order allows to define a partial order \sqsubseteq on instances [10]. Accordingly, when MDs are applied, a chain of increasingly more informative (or less uncertain) instances is generated: $D_0 \sqsubseteq D_1 \sqsubseteq \dots \sqsubseteq D_{clean}$. In this work, MFs are treated as built-in relations.

Given a database instance D and a set of MDs Σ , there may be several resolved instances for D and Σ [10]. However, there is a unique resolved instance that is computable in polynomial time in $|D|$ if one of the following holds [10, 6]:

- (a) MFs used by Σ are *similarity-preserving*, i.e., for every a, a', a'' : $a \approx a'$ implies $a \approx \mathfrak{m}_A(a', a'')$.
- (b) Σ is *interaction-free*, i.e. no attribute appears both in a RHS and LHS of MDs in Σ .

For example, the set $\Sigma_1 = \{R[A] \approx T[B] \rightarrow R[C] \doteq T[D], T[D] \approx S[A] \rightarrow T[A] \doteq S[B]\}$ is not interaction-free due to the presence of attribute $T[D]$. $\Sigma_2 = \{R[A] \approx T[B] \rightarrow R[C] \doteq T[D], T[A] \approx S[A] \rightarrow T[C] \doteq S[C]\}$ is interaction-free.

- (c) The combination of Σ and D is *similarity-free attribute intersection* (SFAI), meaning that there are no $\varphi_1, \varphi_2 \in \Sigma$, such that the similarities in $LHS(\varphi_1)$ hold in (the active domain of) D for attributes that appear in $RHS(\varphi_2)$. Notice that this class has been identified as relevant due to the applications of MDs in this work.

Consider, for example, predicate $R(A, B, C)$, the instance D , and the set of MDs Σ below:

$$\begin{aligned} \varphi_1: \quad & R[A] \approx R[A] \longrightarrow R[B] \doteq R[B], \\ \varphi_2: \quad & R[B] \approx R[B] \longrightarrow R[C] \doteq R[C]. \end{aligned}$$

R	A	B	C
t_1	a_1	b_1	c_1
t_2	a_2	b_2	c_2
t_3	a_3	b_3	c_3

Assume that the only similarities that holds in the data domain U are $a_1 \approx_A a_2$ and $b_1 \approx_B b_4$, with $b_4 \in Dom(B) \setminus Adom(D)$.

To check the SFAI property, the only relevant attribute is $R[B]$ that appears in $LHS(\varphi_1) \cap RHS(\varphi_2)$. Since no similarity involving this predicate holds in the B -column of R , the combination of Σ and D is SFAI.

More details can be found in Section 5, Appendix A, and [6].

2.2 Classification with support-vector models

The *support-vector machines* technique (SVM) [40] is a form of kernel-based learning. SVM can be used for classifying vectors in an inner-product vector space \mathcal{V} over \mathbb{R} . Vectors are classified in two classes, say with labels 0 or 1. The classification model is a hyper-plane in \mathcal{V} : vectors are classified depending on the side of the hyperplane they fall.

The hyper-plane has to be learned through an algorithm applied to a training set of examples, say $E = \{(\mathbf{e}_1, f(\mathbf{e}_1)), (\mathbf{e}_2, f(\mathbf{e}_2)), (\mathbf{e}_3, f(\mathbf{e}_3)), \dots, (\mathbf{e}_n, f(\mathbf{e}_n))\}$. Here, $\mathbf{e}_i \in \mathcal{V}$, and for the real-valued *feature* (function) f : $f(\mathbf{e}_i) \in \{0, 1\}$.

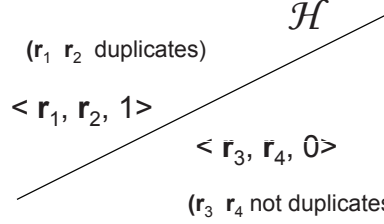


Figure 1: Classification hyperplane

The SVM algorithm finds an optimal hyperplane, \mathcal{H} , in \mathcal{V} that separates the two classes in which the training vectors are classified. Hyperplane \mathcal{H} has an equation of the form $\mathbf{w} \bullet \mathbf{x} + b$, where \bullet denotes the inner product, \mathbf{x} is a vector variable, \mathbf{w} is a weight-vector of real values, and b is a real number. Now, a new vector \mathbf{e} in \mathcal{V} can be classified as positive or negative depending on the side of \mathcal{H} it lies. This is determined by computing $h(\mathbf{e}) := \text{sign}(\mathbf{w} \bullet \mathbf{e} + b)$. If $h(\mathbf{e}) > 0$, \mathbf{e} belongs to class 1; otherwise, to class 0.

It is possible to compute real numbers $\alpha_1, \dots, \alpha_n$, the coefficients of the “support vectors”, such that the classifier h can be computed through: $h(\mathbf{e}) = \text{sign}(\sum_i \alpha_i \cdot f(\mathbf{e}_i) \cdot \mathbf{e}_i \bullet \mathbf{e} + b)$ [26].

As Figure 1 shows, in our case, we need to classify *pairs of records*, that is our vectors are of *record-pairs* of the form $\mathbf{e} = \langle r_1, r_2 \rangle$. If $h(\mathbf{e}) = 1$, the classifier returns as output $\langle r_1, r_2, 1 \rangle$, meaning that they two records are duplicates (of each other). Otherwise, it returns $\langle r_1, r_2, 0 \rangle$, meaning that the records are non-duplicates (of each other). For the moment we do not need more than this about the SVM technique.

3 Overview of *ERBlox*

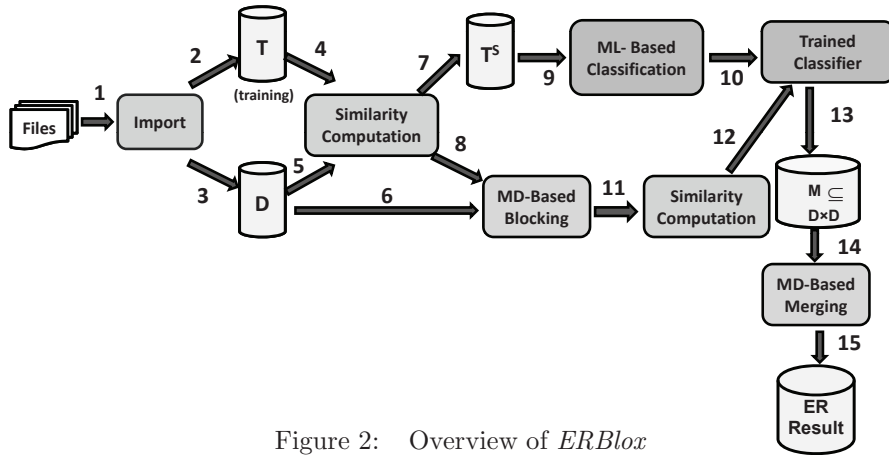


Figure 2: Overview of *ERBlox*

A high-level description of the components and workflow of *ERBlox* is given

in Figure 2. In the rest of this section, numbers in boldface refer to the edges in that figure. *ERBlox*'s main four components are: 1. MD-based collective blocking (path **1, 3, 5, {6, 8}**), 2. Classification-model construction (all the tasks up to **12**, inclusive), 3. Duplicate detection (continues with edge **13**), and 4. MD-based merging (previous path extended with **14, 15**). All the tasks in the figure, except for the classification model construction (that applying the SVM algorithm), are supported by *LogiQL*.⁵

The initial input data is stored in structured text files, which are initially standardized and free of misspellings, etc.. However, there may be duplicates. The general *LogiQL* program supporting the above workflow contains rules for importing data from the files into the extensions of relational predicates (tables). This is edge **1**. This results in a relational database instance T containing the training data (edge **2**), and instance D to be subject to ER (edge **3**).

Entity records are represented as relational tuples as shown in Figure 3. However, we will keep referring to them as records, and will be generally denoted with r, r_1, \dots

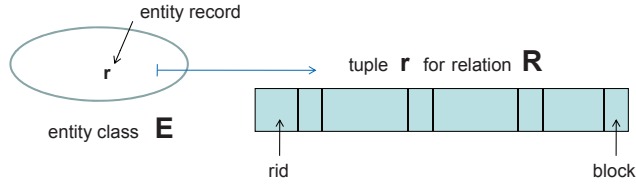


Figure 3: Records

The next tasks require similarity computation of pairs of records $\langle r_1, r_2 \rangle$ in T and (separately) in D (edges **4** and **5**). Similarity computation is based on two-argument similarity functions on the domain of a record attribute, say $f_i : \text{Dom}(A_i) \times \text{Dom}(A_i) \rightarrow [0, 1]$, each of which assigns a numerical value to (the comparison of) two values for attribute A_i , in two different records.

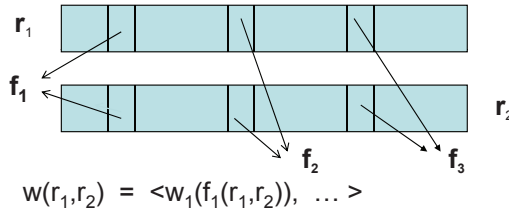


Figure 4: Feature-based similarity

These similarity functions, being real-valued functions of the objects under classification, correspond to *features* in the general context of machine learning. They are considered only for a pre-chosen subset of record attributes.

⁵The implementation of in-house developed ML algorithms as components of the LogicBlox platform is ongoing work.

Weight-vectors $w(r_1, r_2) = \langle \dots, w_i(f_i(r_1[A_i], r_2[A_i])), \dots \rangle$ are formed by applying predefined weights, w_i , on real-valued similarity functions, f_i , on pair of values for attributes A_i (edges **4** and **5**), as in Figure 4. (For more details on similarity computation see Section 4.)

Some record-pairs in the training dataset T are considered as duplicates and others as non-duplicates, which results (according to path **4, 7**) in a “similarity-enhanced” training database T^s of tuples of the form $\langle r_1, r_2, w(r_1, r_2), L \rangle$, with label $L \in \{0, 1\}$. Label L indicates if the two records are duplicates ($L = 1$) or not ($L = 0$). These labels are consistent with the corresponding weight vectors. The classifier is trained using T^s , leading, through the application of the SVM algorithm, to the classification model (edges **9, 10**) to be used for ER.

Blocking is applied to instance D , pre-classifying records into blocks, so that only records in a same block will form input pairs for the trained classification model. Accordingly, two records in a same block may end up as duplicates (of each other) or not, but two records in different blocks will never be duplicates.

We assume each record $r \in D$ has two extra, auxiliary attributes: a unique and global (numerical) *record identifier* (*rid*) whose value is originally assigned and never changes; and a *block number* that initially takes the *rid* as value. This block number is subject to changes.

For the records in D , similarity measures are used for blocking (see sub-path **5, 8**). To decide if two records, r_1, r_2 , go into the same block, the weight-vector $w(r_1, r_2)$ can be used: it can be read off from it if their values for certain attributes are similar enough or not. However, the similarity computations required for blocking may be different from those involved in the computation of the weight-vectors $w(r_1, r_2)$, which are related to the classification model. Either way, this similarity information is used by the *blocking-matching dependencies*, which are pre-declared and domain-dependent.

Blocking-MDs specify and enforce (through their RHSs) that the blocks (block numbers) of two records have to be made identical. This happens when certain similarities between pairs of attribute values appearing in the LHSs of the MDs hold. For example, (3) is a blocking-MD that requires the computation of similarities of string values for attribute *Title*. The similarity-atoms on the LHS of a blocking-MD are considered to be true when the similarity values are above thresholds that have been predefined for blocking purposes only.

Example 2. (ex. 1 cont.) We could use the following MD for blocking Author records. In it there are similarity comparisons involving attributes for both entities *Author* and *Paper*:

$$\begin{aligned} \text{Author}(x_1, y_1, bl_1) \wedge \text{Paper}(y_1, z_1, bl_4) \wedge \text{Author}(x_2, y_2, bl_2) \wedge \\ \text{Paper}(y_2, z_2, bl_4) \wedge x_1 \approx_1 x_2 \wedge z_1 \approx_2 z_2 \longrightarrow bl_1 \doteq bl_2. \end{aligned} \quad (4)$$

It specifies that when the *Author* record similarities on the LHS hold, and corresponding papers are in the same block, then blocks bl_1, bl_2 have to be made identical. ■

We can see from (4) that information about classifications in blocks of records for the entity at hand (*Author* in this case) and for others entities (*Paper* in this

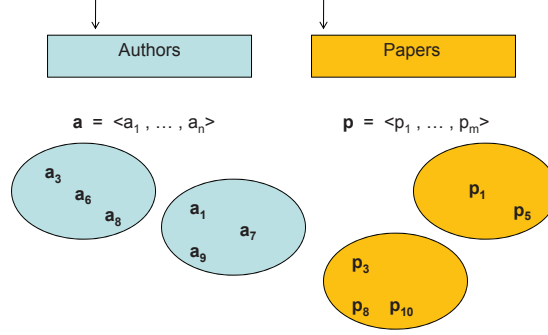


Figure 5: Collective blocking

case) may simultaneously appear as conditions in the LHSs of blocking-MDs. Furthermore, blocking-MDs may involve in their LHSs similarity conditions about attribute values in records for entities that are different ($z_1 \approx_2 z_2$ for **Paper** in (4)) from that under blocking (i.e. **Author**). All this is the basis for our “semantically-enhanced” collective blocking process. Cf. Example 1 and Figure 5.

The *MD-based collective blocking* stage (steps **5**, **8**, **6**) consists in the enforcement of the blocking-MDs on D , which results in database D enhanced with information about the blocks to which the records are assigned. Pairs of records with the same block form *candidate duplicate record pairs*.

We make notice that blocking-MDs are more general than those of the form (2) introduced in [25] or Section 2.1: In their LHSs, they may contain regular database atoms, from more than one relation, that are used to give context to the similarity atoms in the MD.

A unique assignment of blocks is obtained after the enforcement of the blocking-MDs. Uniqueness is guaranteed by the properties of the classes of MDs we use for blocking: they turn out to be of the SFAI kind. About this, see the brief discussion in Section 2.1, and Section 5 for more details.

After the records have been assigned to blocks, record-pairs $\langle r_1, r_2 \rangle$, with r_1, r_2 in the same block, are considered for the duplicate test. As this point, we proceed as we did for the training data: the weight-vectors $w(r_1, r_2)$, which represent the record-pairs in the “feature vector space”, are computed and passed over to the classifier (edges **11**, **12**).⁶

The result of applying the trained ML-based classifier to the record-pairs is a set of triples $\langle r_1, r_2, 1 \rangle$ containing records that come from the same block and are considered to be duplicates. Equivalently, the output is a set $M \subseteq D \times D$ containing pairs of duplicate records (edge **13**). The records in pairs in M are merged by enforcing an application-dependent set of (merge-)MDs (edge **14**). This set of MDs is different from that used for blocking.

Since records have kept their *rids*, we define a “similarity” predicate \approx_{id} on the domain of *rids* as follows: $r_1[rid] \approx_{id} r_2[rid]$ iff $\langle r_1, r_2 \rangle \in M$, i.e. iff

⁶Similarity computations are kept in appropriate program predicates. So, similarity values computed before blocking can be reused at this stage, or whenever needed.

the corresponding records are considered to be duplicates by the classifier. We informally denote $r_1[rid] \approx_{id} r_2[rid]$ by $r_1 \approx r_2$. Using this notation, the merge-MDs are usually and informally written in the form: $r_1 \approx r_2 \rightarrow r_1 \doteq r_2$. Here, the RHS is a shorthand for $r_1[A_1] \doteq r_2[A_1] \wedge \dots \wedge r_1[A_m] \doteq r_2[A_m]$, where A_1, \dots, A_m are all the record attributes, excluding the first and last, i.e. ignoring the identifier and the block number (cf. Figure 3). Putting all together, merge-MDs take the official form:

$$r_1[rid] \approx_{id} r_2[rid] \longrightarrow r_1[A_1] \doteq r_2[A_1] \wedge \dots \wedge r_1[A_m] \doteq r_2[A_m]. \quad (5)$$

Merging at the attribute level, as required by the RHS, uses the predefined and domain-dependent matching functions \mathfrak{m}_{A_i} .

After applying the merge-MDs, a single duplicate-free instance is obtained from D (edge **15**). Uniqueness is guaranteed by the fact that the classes of merge-MDs that we use in our generic approach turn out to be interaction-free. More details are given in Section 7. (See also the brief discussion in Section 2.1.)

More details about the *ERBlox* system and our approach to ER are found in the subsequent sections.

4 Data Sets and Similarity Computation

We now describe some aspects of the MAS dataset that are relevant for the description of the *ERBlox* system components,⁷ and the way the initial data is processed and created for their use with the *LogiQL* language of *LogicBlox*.

4.1 Data files and relational data

In the initial, structured data files, entries (non-relational records) for entity **Author** relation contains authors names and their affiliations. The entries for entity **Paper** contain: paper titles, years of publication, conference IDs, journal IDs, and keywords. Entries for the **PaperAuthor** relationship contain: papers IDs, authors IDs, authors names, and their affiliations. The entries for the **Journal** and **Conference** entities contain both short names of the publication venue, their full names, and their home pages.

The dataset is preprocessed by means of Python scripts, in preparation for proper *ERBlox* tasks. This is necessary because the data gathering methods in general, and for the MAS dataset in particular, are often loosely controlled, resulting in out-of-range values, impossible data combinations, missing values, etc. For example, non-word characters are replaced by blanks, some strings are converted into lower case, etc. etc. Not solving this problems may lead to later execution problems and, in the end, to misleading ER results. This preprocessing produces updated structured data files. As expected, there is no

⁷We also independently experimented with the DBLP and Cora Citation data sets, but we will concentrate on MAS.

<i>Author</i>	<i>AID</i>	<i>Name</i>	<i>Affiliation</i>	<i>Bl#</i>
	659	Jean-Pierre Olivier de	Ecole des Hautes	659
	2546	Olivier de Sardan	Recherche Scientifique	2546
	612	Matthias Roeckl	German Aerospace Center	612
	4994	Matthias Roeckl	Institute of Communications	4994

<i>Paper</i>	<i>PID</i>	<i>Title</i>	<i>Year</i>	<i>CID</i>	<i>JID</i>	...
	123	Illness entities in West Africa	1998	179		
	205	Illness entities in Africa	1998	179		
	769	DLR Simulation Environment m3	2007	146		
	195	DLR Simulation Environment	2007	146		...

...	<i>Keyword</i>	<i>Bl#</i>
	West Africa, Illness	123
	Africa, Illness	205
	Simulation m3	769
...	Simulation	195

<i>PaperAuthor</i>	<i>PID</i>	<i>AID</i>	<i>Name</i>	<i>Affiliation</i>
	123	659	Jean-Pierre Olivier de	Ecole des Hautes
	205	2546	Olivier de Sardan	Recherche Scientifique
	769	612	Matthias Roeckl	German Aerospace Center
	195	4994	Matthias Roeckl	Institute of Communications

Figure 6: Relation extensions from MAS using LogiQL rules

ER at this stage, and in the new files there may be many authors who publish under several variations of their names; also the same paper may appear under slightly different titles, etc. This kind of cleaning is that that will be performed with *ERBlox*.

Next, from the data in (the preprocessed) structured files, relational predicates and extensions (contents) for them extensions are created and computed, by means of a generic Datalog program in *LogiQL* [3, 28]. For example, these rules are part of the program:

$$_file_in(x1, x2, x3) \longrightarrow string(x1), string(x2), string(x3). \quad (6)$$

$$lang : physical : filePath[_file_in] = "author.csv". \quad (7)$$

$$+author(id1, x2, x3) \leftarrow _file_in(x1, x2, x3), string:int64:convert[x1] = id1. \quad (8)$$

Here, (6) is a predicate schema declaration, in this case of the “*_file_in*” predicate with three string-valued attributes. It is used to automatically store the contents extracted from the source file “author.csv”, as specified in (7). In *LogiQL* in general, metadata declarations use “ \rightarrow ”. (In *LogiQL*, each predicate’s schema has to be declared, unless it can be inferred from the rest of the program.) Derivation rules, such as (8), use “ \leftarrow ”, as usual in Datalog. It defines the **author** predicate, and the “+” in the rule head inserts the data into the predicate extension. The rules also makes the first attribute a tuple identifier.

Figure 6 shows three relational predicates that are created and populated in this way: *Author*(*AID*, *Name*, *Affiliation*, *Bl#*), *Paper*(*PID*, *Title*, *Year*, *CID*, *JID*, *Keyword*, *Bl#*), *PaperAuthor*(*PID*, *AID*, *Name*, *Affiliation*). The (partial) tables show that there may be missing attributes values.

4.2 Features and similarity computation

Form the general description of our methodology in Section 3, a crucial component is *similarity computation*. It is needed for: (a) blocking, and (b) building the classification model. Similarity measures are related to *features*, which are numerical functions of the data, more precisely of the values of some specially chosen attributes. Feature selection is a fundamental task in machine learning [20, 38]. Going in detail into this subject is beyond the scope of this work. Example 3 shows some specific aspects of this task as related to our dataset.

In relation to blocking, in order to decide if two records, r_1, r_2 in D , go into the same block, similarity of values for certain attributes are computed, those that appear in similarity conditions in the LHSs of blocking-MDs. All is needed is whether they are similar enough or not, which is determined by predefined numerical thresholds.

For model building, similarity values are computed to build the weight-vectors, $w(r_1, r_2)$, for records r_1, r_2 from the training data in T . The numerical values in those vectors depend on the values taken by some selected record attributes (cf. Figure 4).

Example 3. (ex. 1 cont.) Bibliographic datasets, such as MAS, have been commonly used for evaluation of machine learning techniques, in particular, classification for ER. In our case, the features chosen in our work for the classification of records for entities **Paper** and **Author** from the MAS dataset (and the other datasets) correspond to those previously used in [39, 16]. Experiments in [32] show that the chosen features enhance generalization power of the classification model, by reducing over-fitting.

In the case of **Paper**-records, if the “journal ID” values are null in both records, but not their “conference ID” values, “journal ID” is not considered for feature computation, because it does not contribute to the recall or precision of the classifier under construction. Similarly, when the “conference ID” values are null. However, the values for “journal ID” and “conference ID” are replaced by “journal full name” and “conference full name” values that are found in **Conference**- and **Journal**-records, resp. Attributes *Title*, *Year*, *ConfFullName* or *JourFullName*, and *Keyword* are chosen for feature computation.

For feature computation in the case of **Author**-records, the *Name* attribute is split in two, the *Fname* and *Lname* attributes, to increase recall and precision of the classifier under construction. Accordingly, features are computed for attributes *Fname*, *Lname* and *Affiliation*. ■

Once the classifier has been build, also weight-vectors, $w(r_1, r_2)$ are computed as inputs for the classifier, but this time for records from the data under classification (in D).⁸

Notice that numerical values, associated to similarities, in a weight-vector $w(r_1, r_2)$ for r_1, r_2 under classification, could be used as similarity information

⁸In our experiments, we did not care about null values in records under classification. Learning, inference, and prediction in the presence of missing values are pervasive problems in machine learning and statistical data analysis. Dealing with missing values is beyond the scope of this work.

for blocking. However, the attributes and features used for blocking may be different from those used for weight-vectors. For example, in our experiments with the MAS dataset, the classification of *Author*-records is based on attributes *Fname*, *Lname*, and *Affiliation*. For blocking, the latter is reused as such (cf. MD (11) below), but also the combination of *Fname* and *Lname* is reused, as attribute *Name* in MDs (cf. MDs (11) and (13) below).

There is a class of well-known and widely applied similarity functions that are used in data cleaning and machine learning [18]. For our application with *ERBlox* we used three of them, depending on the attribute domains for the MAS dataset. Long-text-valued attributes, in our case, e.g. for the *Affiliation* attribute, their values are represented as lists of strings. For computing similarities between these kind of attribute values, the “TF-IDF cosine” measure was used [36]. It assigns low weights to frequent strings and high weights to rare strings. For example, affiliation values usually contain multiple strings, e.g. “Carleton University, School of Computer Science”. Among them, some are frequent, e.g. “School”, and others are rare, e.g. “Carleton”.

For attributes with “short” string values, such as author names, “Jaro-Winkler” similarity was used [31, 43]. This measure counts the characters in common in two strings, even if they are misplaced by a short distance. For example, this measure gives a high similarity value to the pair of first names “Zeinab” and “Zienab”. In the MAS dataset, there are many author first names and last names presenting this kind of misspellings.

For numerical attributes, such as publication year, the “Levenshtein distance” was used [34]. The similarity of two numbers is based on the minimum number of operations required to transform one into the other.

As already mentioned in Section 3, these similarity measures are used, but differently, for blocking and the creation and application of the classification algorithm. In the former case, similarity values related to LHSs of blocking-MDs are compared with user-defined thresholds, in essence, making them boolean variables. In the latter case, they are used for computing the similarity vectors, which contain numerical values (in \mathbb{R}). Notice that similarity measures are *not* used beyond the output of the classification algorithm, in particular, not for MD-based record merging.

Similarity computation for *ERBlox* is done through *LogiQL*-rules that define the similarity functions. In particular, similarity computations are kept in extensions of program-defined predicates. For example, if the similarity value for the pair of values, a_1, a_2 , for attribute *Title* is above the threshold, a tuple *Title-Sim*(a_1, a_2) is created by the program.

5 MD-Based Collective Blocking

As described in Section 3, before the blocking process, each record in the instance *D* has a unique block number that coincides with its *rid*. Attribute *Bl#* takes block numbers as values.

Blocking strategies are captured by blocking-MDs. For example, to assign

blocks to records (tuples) for database relation R (cf. Figure 3), they are of the form:

$$R(\bar{x}_1, bl_1) \wedge R(\bar{x}_2, bl_2) \wedge \psi(\bar{x}_3) \longrightarrow bl_1 \doteq bl_2. \quad (9)$$

Here, bl_1, bl_2 are variables for block numbers, R is a database predicate, the lists of variables \bar{x}_1, \bar{x}_2 stand for all the attributes in R , but $Bl\#$, for which variables bl_i are used.

Formula ψ in (9) is a conjunction of relational atoms and comparison atoms via similarity predicates; but it does not contain similarity comparisons of block numbers, such as $bl_3 \approx bl_4$. The variables in the list \bar{x}_3 may appear among those in \bar{x}_1, \bar{x}_2 (in R) or in another database predicate or in a similarity atom. We assume that $(\bar{x}_1 \cup \bar{x}_2) \cap \bar{x}_3 \neq \emptyset$. For an example, see (4), where R is *Author*, and ψ is $Paper(y_1, z_1, bl_4) \wedge Paper(y_2, z_2, bl_4) \wedge x_1 \approx_1 x_2 \wedge z_1 \approx_2 z_2$. Notice that here there is an implicit equality of blocks through the use of the same block variable in the two *Paper* atoms. This implicit form of similarity is not prohibited.

Example 4. These are some of the blocking-MDs used with the MAS dataset:

$$Paper(pid_1, x_1, y_1, z_1, w_1, v_1, bl_1) \wedge Paper(pid_2, x_2, y_2, z_2, w_2, v_2, bl_2) \wedge \quad (10)$$

$$x_1 \approx_{Title} x_2 \wedge y_1 = y_2 \wedge z_1 = z_2 \longrightarrow bl_1 \doteq bl_2.$$

$$Author(aid_1, x_1, y_1, bl_1) \wedge Author(aid_2, x_2, y_2, bl_2) \wedge \quad (11)$$

$$x_1 \approx_{Name} x_2 \wedge y_1 \approx_{Aff} y_2 \longrightarrow bl_1 \doteq bl_2.$$

$$Paper(pid_1, x_1, y_1, z_1, w_1, v_1, bl_1) \wedge Paper(pid_2, x_2, y_2, z_2, w_2, v_2, bl_2) \wedge \quad (12)$$

$$PaperAuthor(pid_1, aid_1, x'_1, y'_1) \wedge PaperAuthor(pid_2, aid_2, x'_2, y'_2) \wedge$$

$$Author(aid_1, x'_1, y'_1, bl_3) \wedge Author(aid_2, x'_2, y'_2, bl_3) \wedge x_1 \approx_{Title} x_2$$

$$\longrightarrow bl_1 \doteq bl_2.$$

$$Author(aid_1, x_1, y_1, bl_1) \wedge Author(aid_2, x_2, y_2, bl_2) \wedge x_1 \approx_{Name} x_2 \wedge \quad (13)$$

$$PaperAuthor(pid_1, aid_1, x_1, y_1) \wedge PaperAuthor(pid_2, aid_2, x_2, y_2) \wedge$$

$$Paper(pid_1, x'_1, y'_1, z'_1, w'_1, v'_1, bl_3) \wedge Paper(pid_2, x'_2, y'_2, z'_2, w'_2, v'_2, bl_3)$$

$$\longrightarrow bl_1 \doteq bl_2.$$

In informal terms, (10) requires that, for every two *Paper* entities $\mathbf{p}_1, \mathbf{p}_2$ for which the values for attribute *Title* are similar, and with the same publication year and conference ID, the values for attribute *Bl#* must be made identical. According to (11), whenever there are similar values for name and affiliation in *Author*, the corresponding authors should go into the same block.

MDs (10) and (11) are “single-relational”, in the spirit of “classical” MDs, but (12) and (13) are “multi-relational”. The latter *collectively block Paper* and *Author* entities. According to (12), a blocking-MD for *Paper*, if two authors are in the same block, their papers $\mathbf{p}_1, \mathbf{p}_2$ having similar titles must be in the same block too. Notice that if papers \mathbf{p}_1 and \mathbf{p}_2 have similar titles, but they do not

have same publication year or conference ID, we cannot block them together using (10) alone. The blocking-MD (13) for *Author* is similar to that discussed in Example 2. ■

In order to enforce blocking-MDs on two records, the matching function \mathbf{m}_{Bl} is used. It makes two block numbers identical: $\mathbf{m}_{Bl}(i, j) := i$ if $j \leq i$. Furthermore, for the application-dependent set, Σ^{Bl} , of blocking-MDs we adopt the chase-based semantics for entity resolution [10], which may lead, in general, to several, alternative final instances. In each of them, every record is assigned to a unique block, but now records may share block numbers, which is interpreted as belonging to the the same block. In principle, there might be two final instances where the same pair of records is put in same block in one of them, but not in the other one. However, with a set of the blocking-MDs of our kind acting on an initial instance D , also of our kind, the chase-based enforcement of the MDs results in a single, final instance, D^{Bl} .

More precisely, the combination of the initial instance D and the blocking-MDs turns out to belong to the SFAI class (cf. Section 2.1). This is easy to see: The only relevant attributes (for the class membership) are “block attributes” in records, those appearing in RHSs of blocking MDs, cf. (9). They may appear only in implicit similarity -actually, equality- atoms in LHSs of blocking-MDs. Since block numbers in D are never shared by any records, no relevant similarity holds in D .

A detailed analysis of the the SFAI class of MDs is beyond the scope of this work. Details are found in [6]. In Appendix A, we provided a detailed and simple example that conveys the main issues around this class. In particular, that MD enforcement leads to a single final instance.

The fact that the the enforcement of blocking-MDs leads to a single instance, which can be computed in polynomial time in data [10], gives us the hope that we can use a computationally well-behaved extension of plain Datalog. Actually, it turns out that the representation and enforcement of these MDs can be done by means of Datalog with stratified negation [14, 1], which is supported by *LogiQL*.⁹ Stratified Datalog programs have a unique stable model, which can be computed in polynomial time in the size of the extensional database in a bottom-up manner.

In *LogiQL*, blocking-MDs take the form:

$$R[\bar{X}_1] = Bl_2, \quad R[\bar{X}_2] = Bl_2 \quad \longleftarrow \quad R[\bar{X}_1] = Bl_1, \quad R[\bar{X}_2] = Bl_2, \quad (14) \\ \psi(\bar{X}_3), \quad Bl_1 < Bl_2,$$

subject to the same conditions as in (9).

An atom of the form $R[\bar{X}] = Bl$ not only declares Bl as an attribute value for R , but also that predicate R is functional on \bar{X} [3]: Each record in R can have only one block number.

⁹General sets of MDs can be represented by means of disjunctive answer set programs, with the possibly multiple resolved instances corresponding to the stable models of the program [4]. These programs can be *specialized* to the SFAI case, obtaining residual programs in Datalog with stratified negation [6].

In addition to the blocking-MDs, we need some auxiliary rules, which we introduce and discuss next. Given an initial instance D and a set of blocking-MDs Σ^{Bl} , the *LogiQL*-program $\Pi^{Bl}(D)$ that specifies MD-based collective blocking contains the following rules:

1. For every atom $R(rid, \bar{x}, bl) \in D$, the fact $R[rid, \bar{x}] = bl$. That is, initially, the block number, bl , is functionally assigned the value rid .
2. Facts of the form $A-Sim(a_1, a_2)$, where $a_1, a_2 \in Dom(A)$, the finite attribute domain of an attribute A . They state that the two values are similar, which is determined by similarity computation. (Cf. Section 4.2 for more on similarity computation.)
3. Rules for the blocking-MDs, as in (14).
4. Rules specifying older versions of entity records (in relation R) after MD-enforcement:

$$R-OldVer(r, \bar{x}, bl_1) \leftarrow R[r, \bar{x}] = bl_1, R[r, \bar{x}] = bl_2, bl_1 < bl_2.$$

Here, variable r stands for the *rid*. Since for each *rid*, r , there could be several atoms of the form $R[r, \bar{x}] = bl$, corresponding to the evolution of the record identified by r through an MD-based chase sequence, the rule specifies those versions of the record with a lower block number as old.

5. Rules that collect the records' latest versions, to form blocks:

$$R-Block[r, \bar{x}] = bl \leftarrow R[r, \bar{x}] = bl, \text{ not } R-OldVer(r, \bar{x}, bl).$$

The rule collects R -records that are not old versions.¹⁰

Program $\Pi^{Bl}(D)$ as above is a Datalog program with stratified negation (there is no recursion through negation). In computational terms, this means that the program computes old version of records (using negation), and next definitive blocks are computed. As expected from the properties of the set blocking-MDs in combination with the initial instance, the program has and computes a single model, in polynomial time in the size of the initial instance. From it, the final block numbers of records can be read off.

Example 5. (ex. 4 cont.) We consider only blocking-MDs (10) and (12). The portion of $\Pi^{Bl}(D)$ that does the blocking of records for the **Paper** entity has the following rules (we follow the numbering used in the generic program):

2. Facts such as:
 $Title-Sim(\text{"Illness entities in West Africa"}, \text{"Illness entities in Africa"}).$
 $Title-Sim(\text{"DLR Simulation Environment m3"}, \text{"DLR Simulation Environment"}).$

¹⁰ *LogiQL*, uses “!” instead of *not* for Datalog negation [3].

3. $Paper[pid_1, x_1, y_1, z_1, w_1, v_1] = bl_2, Paper[pid_2, x_2, y_2, z_2, w_2, v_2] = bl_2 \leftarrow$
 $Paper[pid_1, x_1, y_1, z_1, w_1, v_1] = bl_1, Paper[pid_2, x_2, y_2, z_2, w_2, v_2] = bl_2,$
 $Title-Sim(x_1, x_2), y_1 = y_2, z_1 = z_2, bl_1 < bl_2.$
 $Paper[pid_1, x_1, y_1, z_1, w_1, v_1] = bl_2, Paper[pid_2, x_2, y_2, z_2, w_2, v_2] = bl_2 \leftarrow$
 $Paper[pid_1, x_1, y_1, z_1, w_1, v_1] = bl_1, Paper[pid_2, x_2, y_2, z_2, w_2, v_2] = bl_2,$
 $Title-Sim(x_1, x_2), PaperAuthor(pid_1, aid_1, x'_1, y'_1), bl_1 < bl_2,$
 $PaperAuthor(pid_2, aid_2, x'_2, y'_2), Author[aid_1, x'_1, y'_1] = bl_3,$
 $Author[aid_2, x'_2, y'_2] = bl_3.$
4. $Paper-OldVer(pid, x, y, z, w, v, bl_1) \leftarrow Paper[pid, x, y, z, w, v] = bl_1,$
 $Paper[pid, x, y, z, w, v] = bl_2, bl_1 < bl_2.$
5. $Paper-Block(pid, x, y, z, w, v) = bl \leftarrow Paper[pid, x, y, z, w, v] = bl,$
 $not Paper-OldVer(pid, x, y, z, w, v, bl).$

By restricting the model of the program to attributes *PID* and *Block#* of predicate *Paper-Block*, we obtain blocks: $\{123, 205\}, \{195, 769\}, \dots$. That is, the papers with *pids* 123 and 205 are blocked together; similarly for those with *pids* 195 and 769, etc. \blacksquare

The execution of the blocking-program $\Pi^{Bl}(D)$ will return in the end, for each entity-relation *R* a list of subsets of the extension of *R* in *D*. These subsets are blocks of *R*-records. Pairs of records in a same block will be inputs to the classification model, which has to be independently constructed first.

6 Classification Model Construction

Both for the classification model construction and duplicate detection with it, weight-vectors for record-pairs have to be computed. The numerical values for these vectors come from features related to similarity comparisons between attribute values for two records r_1, r_2 . Only a subset of record attributes are chosen, those attributes that have strong discriminatory power, to achieve maximum classification recall and precision (cf. Section 4.2).

The input to the SVM algorithm (that will produce the classification model) is a set of tuples of the form $\langle r_1, r_2, w(r_1, r_2), L \rangle$, where r_1, r_2 are records (for the same entity) in the training dataset *T*, $L \in \{0, 1\}$, and $w(r_1, r_2)$ is the computed weight-vector for the record-pair. In the *LogiQL* program, that input uses two defined predicates. Predicate *TrainLabel* has two arguments: One for pairs of *rids*, $r_1 r_2$, together, which is called “the vector id” for vector $w(r_1, r_2) = \langle w_1, \dots, w_n \rangle$, and another to represents label *L* associated to $w(r_1, r_2)$. Predicate *TrainVector* contains one argument for vector ids, and *n* arguments to represent entries w_i in the weight-vectors $w(r_1, r_2)$.

Several ML techniques are accessible from (or within) the *LogicBlox* platform, through the *BloxMLPack* library that provides a generic Datalog interface. Then, *ERBlox* can call a SVM-based classification model constructor, through the general *LogiQL* program.

In particular, the *BloxMLPack* wraps calls to the machine learning library in a predicate-to-predicate mapping called *mlpack*, and manages marshalling the inputs and outputs to the machine learning library from/to *LogiQL* predicates. This is done via special rules in *LogiQL* that come in two modes: the learning mode (when a model is being learned, in our case, a SVM classification model), and the evaluation mode (when the model is applied, for record-pair classification in our case) [33, 3]. We do not give here the formal syntax and semantics for these rules, but just the gist by means of an example.

Assume that we want to train a SVM-model for Author-record classification. For invoking SVM from *LogiQL*, a relation *InputMatrix*[j, i] is needed. It contains tabular data where each column (j) represents a feature of Author-records, while each row i represents a vector id for which the tuple *TrainVector*(i, w_1, w_2, w_3) exists. So, *InputMatrix*[j, i] represents the value of the feature j in the weight-vector i . The following rules are used in *LogiQL* to populate relation *InputMatrix*: (They involve predicates *Feature*(“Fname”), *Feature*(“Lname”), and *Feature*(“Affiliation”), associated to the three chosen attributes for Author-records. They appear in quotes, because they are constants, i.e. attribute names.)

$$\begin{aligned} \text{InputMatrix}[\text{“Fname”}, i] &= w_1, \text{InputMatrix}[\text{“Lname”}, i] = w_2, \\ \text{InputMatrix}[\text{“Affiliation”}, i] &= w_3 \leftarrow \text{TrainVector}(i, w_1, w_2, w_3), \\ &\text{Feature}(\text{“Fname”}), \text{Feature}(\text{“Lname”}), \text{Feature}(\text{“Affiliation”}). \end{aligned}$$

The following learning rule learns a SVM model for Author, and stores the resulting model in the predicate *SVMsModel*(*model*):

$$\begin{aligned} \text{SVMsModel}(m) \leftarrow \text{mlpack} \ll m = \text{SVM}(\bar{p}), \text{train} \gg \text{InputMatrix}[j, i] = v, \\ \text{Feature}(j), \text{TrainLabel}(i, l). \end{aligned}$$

Here, the head of the rule defines a predicate where the ML algorithm outputs its results, while the body of the rule lists a collection of predicates that supplies data for the ML algorithm. In the above rule, the required parameters \bar{p} for running the SVM algorithm are specified by the user. The above rule is in the training mode.

7 Duplicate Detection and MD-Based Merging

The input to the trained classifier is a set of tuples of the form $\langle r_1, r_2, w(r_1, r_2) \rangle$, where r_1, r_2 are record (ids) in a same block for a relation R , and $w(r_1, r_2)$ is the weight-vector for the record-pair $\langle r_1, r_2 \rangle$. The output is a set of triples of the form $\langle r_1, r_2, 1 \rangle$ or $\langle r_1, r_2, 0 \rangle$.

Using *LogiQL* rules, the triples $\langle r_1, r_2, 1 \rangle$ form the extension of a defined predicate *R-Duplicate*.

Example 6. (ex. 5 and 3 cont.) Considering the previous Paper-records, the input to the trained classifier consists of: $\langle 123, 205, w(123, 205) \rangle$, with

$w(123, 205) = [0.8, 1.0, 1.0, 0.7]$; and $\langle 195, 769, w(195, 769) \rangle$, with $w(195, 769) = [0.93, 1.0, 1.0, 0.5]$.

In this case, the SVM-based classifier returns $\langle [0.8, 1.0, 1.0, 0.7], 1 \rangle$ and $\langle [0.93, 1.0, 1.0, 0.5], 1 \rangle$. Accordingly, the tuples *Paper-Duplicate*(123, 205) and *Paper-Duplicate*(195, 769) are created. ■

The extensions of predicates *R-Duplicate* will be the input to the merging process.

Record merging is carried out through the enforcement of merge-MDs, as described in Section 3, where we showed that they form an *interaction-free* set. Consequently, there is a single instance resulting from their enforcement. These MDs use application-dependent matching functions (MFs), and can be expressed by means of *LogiQL* rules. Actually, the generic merge-MDs in (5) can be expressed in their Datalog versions by means of the above mentioned *R-Duplicate* predicates. The RHSs of MDs in (5) have to be expressed in terms of MFs, \mathbf{m}_{A_i} . All these become ingredients of a Datalog merge-program Π^M .

Example 7. (ex. 3 cont.) Duplicate Paper-records are merged by enforcing the merge-MD:

$$Paper[pid_1] \approx Paper[pid_2] \longrightarrow Paper[Title, Year, CID, Keyword] \doteq Paper[Title, Year, CID, Keyword]. \quad \blacksquare$$

The general *LogiQL* program, Π^M , for MD-based merging contains rules as in 1.-4. below:

1. The ground atoms of the form *R-Duplicate*(r_1, r_2) mentioned above, and those representing MFs, of the form $\mathbf{m}_A(a_1, a_2) = a_3$.
2. For an MD $R[r_1] \approx R[r_2] \longrightarrow R[\bar{r}_1] \doteq R[\bar{r}_2]$, the rules:

$$R(r_1, \bar{x}_3), R(r_2, \bar{x}_3) \longleftarrow R\text{-Duplicate}(r_1, r_2), R(r_1, \bar{x}_1), R(r_2, \bar{x}_2), \\ \mathbf{m}(\bar{x}_1, \bar{x}_2) = \bar{x}_3,$$

where $\bar{x}_1, \bar{x}_2, \bar{x}_3$ stand for all attributes of relation *R*, except for the *rid* and the block number (block numbers play no role in merging). $\mathbf{m}(\bar{x}_1, \bar{x}_2) = \bar{x}_3$ is just a shorthand to denote the componentwise application of *m* individual MFs \mathbf{m}_{A_i} (cf. (5)).

At the end of the iterative application of these rules, there may be several tuples with different *rids* but identical “tails”. Only one of those tuples is kept in the resolved instance.

3. As for the blocking-program $\Pi^{Bl}(D)$ of Section 5, we need rules specifying the old versions of a record:

$$R\text{-OldVer}(r_1, \bar{x}_1) \longleftarrow R(r_1, \bar{x}_1), R(r_1, \bar{x}_2), \bar{x}_1 \prec \bar{x}_2,$$

where \bar{x}_1 stands for all attributes other than *rid* and the block number; and $\bar{x}_1 \prec \bar{x}_2$ means componentwise comparison of values according to the partial orders defined by the MFs. (Recall from Section 2.1, that each

application of an MF makes us grow in the information lattice: the highest values are the newest values.)

4. Finally, we introduce rules to collect, in a new predicate $R\text{-}ER$, the latest version of each record, to build the final resolved instance:

$$R\text{-}ER(r, \bar{x}) \leftarrow R(r, \bar{x}), \text{ not } R\text{-}OldVer(r, \bar{x}).$$

This is a stratified Datalog program that computes a single resolved instance in polynomial time in the size of the extensional database, in this case formed by the contents of relations $R\text{-}Duplicate$ and D .¹¹

In our application to bibliographic datasets, we used as matching functions “the union case” [9], which was investigated in detail in [10] in terms of MDs. The idea is to treat attribute values as objects, i.e. sets of pairs attribute/value. For example, the address “250 Hamilton Str., Peterbrook, K2J5G3” could be represented as the set $\{\langle \text{number}, 250 \rangle, \langle \text{stName}, \text{Hamilton Str.} \rangle, \langle \text{city}, \text{Peterbrook} \rangle, \langle \text{areaCode}, \text{K2J5G3} \rangle\}$. When two values of this kind are merged, their union is computed. For example, the two strings “250 Hamilton Str., K2J5G3” and “Hamilton Str., Peterbrook”, represented as objects, are merged into “250 Hamilton Str., Peterbrook, K2J5G3” [10]. This generic merge function has the advantage that information is preserved. It also works fine when two values complete each other. In the case of two alternative values, the two versions will be kept in the union. This may require some sort of domain-dependent postprocessing, essentially making choices and possibly edits. In any case, working with the union case for matching dependencies is good enough for our purposes, namely to compare traditional techniques with ours.

We point out that MD-based merging takes care of “transitive cases” produced by the classifier. More precisely, if it returns $\langle r_1, r_2, 1 \rangle$ and $\langle r_2, r_3, 1 \rangle$, but not $\langle r_1, r_3, 1 \rangle$, we still merge r_1, r_3 (even when $r_1 \approx r_3$ does not hold). Indeed, if MD-enforcement first merges r_1, r_2 into the same record, the similarity between r_2 and r_3 still holds (it was pre-computed and stored, and not destroyed by the updating of attributes values of r_2). Then, the merge-MD will be applied to r_3 and the new version of r_2 . Iteratively, r_1, r_2, r_3 will end up having the same attribute values (except for the *rid*).¹²

There might be applications where we do *not* want this form of full entity resolution triggered by transitivity. If that is the case, we could use semantic constraints on the ER result (or process). Actually, *negative rules* have been proposed in [41], and discussed in [4] in the context of general answer set programs for MD-based ER. However, the introduction of constraints into Datalog changes the entire picture. Under a common approach, if the intended model of the program does not satisfy the constraint, it is rejected. This is not particularly appealing from the application point of view. An alternative is to

¹¹As with the blocking-programs, the merge-programs can be obtained particularizing the general programs in [4] to the case of interaction-free MDs [6].

¹²Notice that there is certain similarity with the argument around the SFAI case of MDs in Section 5. This not a coincidence: non-interacting MDs form a case of SFAI, for any initial instance.

transform constraints into non-stratified program rules, which would take us in general to the realm of ASPs [13]. In any case, developing this case in full is outside the scope of this work.

8 Experimental Results

In comparison with *standard blocking* (SB) techniques, our experiments with the MAS dataset show that our approach to ER, in particular, through the use of semantically rich matching dependencies for blocking result in lower *reduction ratio* for blocking, and higher *recall* and *precision* for classification. These are positive results that can also be observed in the experimental results with the DBLP and Cora Citation datasets. Cf. Figures 7, 9, and 10 (more details follow below).

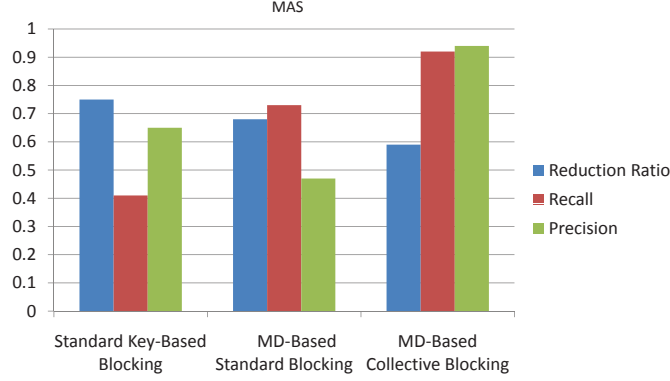


Figure 7: The experiments (MAS)

We considered three different blocking techniques, shown, respectively, in the sets of columns in Figure 7: (a) *Standard Blocking* (SB), (b) MD-based Standard Blocking (MDSB), and (c) MD-based Collective Blocking (MDCB), which we now describe:

- (a) According to SB, records are clustered into a same block when they share the identical values for blocking keys [30].
- (b) MDSB generalizes standard blocking through the use of blocking-MDs that consider on the LHS exactly the same attributes (actually, keys) as in SB. However, for some of the attributes, equality is replaced by similarity, adding more flexibility and the possibility of increasing the number of two-record comparisons.

For example, the following could be an MD directly representing a blocking-key rule:

$$\begin{aligned}
 & Author(aid_1, x_1, y_1, bl_1) \wedge Author(aid_2, x_2, y_2, bl_2) \wedge x_1 = x_2 \wedge \\
 & \qquad \qquad \qquad y_1 = y_2 \longrightarrow bl_1 \doteq bl_2;
 \end{aligned}$$

and the following could be a relaxed version of it, a single-relation MD where instead of equalities we now have similarities:

$$Author(aid_1, x_1, y_1, bl_1) \wedge Author(aid_2, x_2, y_2, bl_2) \wedge x_1 \approx_{Name} x_2 \wedge y_1 \approx_{Aff} y_2 \longrightarrow bl_1 \doteq bl_2.$$

In this case we had as many MDs as blocking keys in SB, and they are each, single entity, such as (10) and (11) in Example 4).

- (c) MDCB uses, in addition to single-entity blocking-MDs, also multi-relational MDs, such as (12) and (13) in Example 4). In this case, the set of MDs contains all those in MDSB plus properly multi-relational ones.

Reduction ratio refers to the record-blocking task of ER, and is defined by $1 - \frac{S}{N}$, where S is the number of candidate duplicate record-pairs produced by the blocking technique, and N is the total number of possible candidate duplicate record-pairs in the entire dataset. If there are n records for an entity, then $N = n \times n$ for that entity.

Reduction ratio is the relative reduction in the number of candidate duplicate record-pairs to be compared. The higher the reduction ratio, the fewer the candidate record-pairs that are generated, but the quality of the generated candidate record-pairs is not considered [17].

That the reduction ratio decreases from left to right in Figure 7 shows that the use of blocking-MDs increasingly captures more potential record-pairs comparisons that would be missed otherwise.

Recall and precision refer to the result of the next task, that of classification [17]. Being *recall* defined by $true\ positives / (true\ positives + false\ negatives)$, higher recall means that more true candidate duplicate record-pairs have been actually found. Now, with *precision* defined by $true\ positives / (true\ positives + false\ positives)$, higher precision means more of the retrieved candidate duplicate record-pairs are actually true (cf. Figure 8).

false negatives + +	true negatives - - - -
+ + true positives +	- - false positives - -
+ +	- - -

Figure 8: Precision and recall

If we want high recall and precision, then, as Figure 8 shows, we prefer a blocking technique that generates a small number of candidates for false positives and false negatives.

Our experiments focused mainly on the recall and precision of the overall results after classification (and before merging). They indirectly allows for

the evaluation of the blocking techniques, as well. Actually, recall measures the effectiveness a blocking technique through non-dismissal of true candidate duplicate record-pairs. Similarly, a high precision reflects that the blocking technique generates mostly true candidate duplicate record-pairs. Inversely, a low precision shows a large number of non-duplicate record-pairs are also considered, through blocking, as candidate duplicate record-pairs. We can see that it becomes crucial to verify that filtering out record-pairs by a particular blocking technique does not affect the quality of the results obtained after classification.

All the three above mentioned measures were computed by cross-validation, on the basis of the training data. Approximately 70% of the training data was used for training, and the other 30%, for testing. The MAS dataset includes 250K authors, 2.5M papers, and a training set. For the authors dataset, the training and test sets contain 3,739 and 2,244 cases (author ids), respectively. Figures 7, 9 and 10 show the comparative performances of *ERBlox* with the three forms of blocking mentioned above, for three different datasets. In all cases, the same SVM technique was applied.

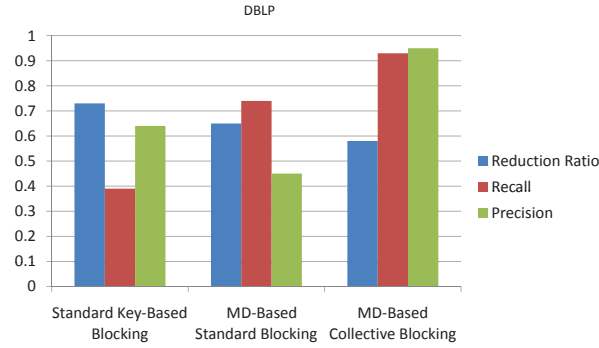


Figure 9: The experiments (DBLP)

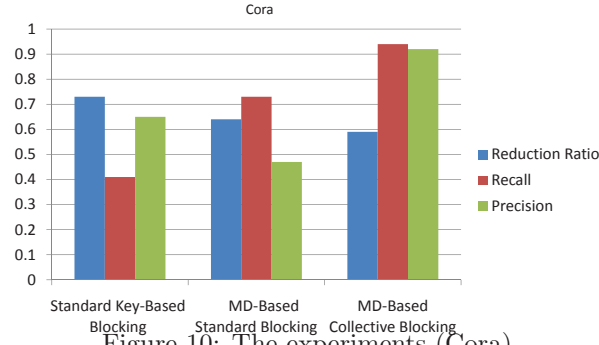


Figure 10: The experiments (Cora)

In our concrete application domain, standard blocking based on key-equalities of Paper-records of the MAS dataset used attributes *Title*, *Publication Year*, and *Conference ID*, together, as one blocking key. The MD-version of this key, for

MD-based standard blocking and MD-based collective blocking, is the MD (10) in Example 4. According to it, if two records have similar titles, with the same publication year and conference ID, they have the same block numbers. Deciding which attribute equalities become similarities is domain-dependent.

Standard blocking based on key-equalities has higher reduction ratio than MD-based standard blocking, i.e. the former generates fewer candidate duplicate record-pairs. Standard blocking also leads to higher precision than MD-based standard blocking, i.e. we can trust more candidate duplicate record-pairs judgements obtained via standard blocking. However, this standard blocking is very conservative, and has a very low rate of recall, i.e. many of the true candidate duplicate record-pairs are not identified as such. All this makes sense since with standard blocking based we only consider equalities of blocking keys, not similarities.

Precision and recall of MD-based collective blocking are higher than the two standard blocking techniques. This emphasizes the importance of MDs that supporting collective blocking, and shows that blocking based on string similarity alone fails to capture the semantic interrelationships that naturally hold in the data. On the other side, MD-based collective blocking has lower reduction ratio than standard MD-based blocking, which may lead to better ER results, but may impact computational cost: larger blocks may be produced, and then, more candidate duplicate record-pairs become inputs for the classifier. In blocking, this is a common tradeoff that needs to be considered [17].

Overall, the quality of MD-based collective blocking dominates standard blocking, both in its key-based and MD-based forms, for the three datasets.

9 Related Work

An unsupervised clustering-based approach to collective deduplication is proposed in [11]. While traditional deduplication techniques assume that only similarities between attribute values are available, in relational data the entities are assumed to have additional relational information that can be used to improve the deduplication process. This approach falls in the context of *relational learning* [27]. More precisely, in [11], a relationship graph is built whose nodes are the entities (records), and edges connect nodes if there is a logico-relational relationship between them as captured by logical constraints. The graph supports the propagation of similarity information to related entities. In particular, the similarity between two nodes is calculated as the weighted sum of the attribute-value similarity and their relational similarity (as captured through the graph). Experimental results [11] show that this form of *collective deduplication* outperforms traditional deduplication.

Dedupalog, a declarative approach to collective entity deduplication in the presence of constraints, is proposed in [2]. Constraints are represented by a form of Datalog language. The focus of this work is unsupervised clustering, where constraints are an additional element. Clusters of records make their elements candidates for merging, but blocking *per se* or the actual merging are

not main objectives. However, this kind of clustering could be interpreted as a form of blocking. The additional use of constraints could be seen as a form of *collective clustering*. In [2], equality-generating dependencies were used as hard constraints, and clustering-rules as weak constraints.

Our approach can also be seen as a form of relational learning. However, in our case, the semantic relational information (constraints) are, in some sense, implicitly captured through matching dependencies. Their semantics is non-classical (it is chase-based as seen in Section 2.1), and involves directly the blocking or merging processes, as opposed to having higher-level logical constraints “compiled” into them. In our case, the proper learning part of the process, i.e. classification-model learning via SVM, is supervised,¹³ but it does not use any kind of additional relational knowledge. In this regard, it is worth pointing out to quite recent research proposing supervised ML-techniques for classification that involve semantic knowledge in the form of logical formulas in kernels for kernel-based methods (such as SVM) [21].

Various blocking techniques have been proposed, applied and investigated. See [8, 17, 22, 37] for a comprehensive surveys and comparative studies. To the best of our knowledge, existing approaches to blocking are inflexible and limited in that they: (a) allow blocking on only single entity types, in isolation from other entity types, or (b) do not take advantage of valuable domain or semantic knowledge. A possible exception is [35], where similarity of blocking keys and relational closeness are considered for blocking in the context of entity matching (not the merging). However, the semantics of relational closeness between blocking keys and entities is not thoroughly developed.

10 Conclusions

We have shown that matching dependencies, a new class of semantic constraints for data quality and cleaning, can be profitably integrated with traditional ML-methods, in our case for developing classification models for entity resolution. These dependencies play a role not only in their intended goal, that of merging duplicate representations, but also in the record-blocking process that precedes the proper learning task. At that stage they declaratively capture semantic information that can be used to enrich the blocking activity.

MDs declaration and enforcement, data processing in general, and machine learning can all be integrated using the *LogiQL* language. Actually, all the data extraction, movement and transformation tasks are carried out via *LogicQL*, a form of extended Datalog supported by the *LogicBlox* platform.

In this regards it is interesting to mention that Datalog has been around since the early 80s, as a declarative and executable rule-based language for relational databases. It was used mostly in DB research, until recently. In the last few years Datalog has experienced a revival, and many new applications have been found.

¹³We refer to [32] for a discussion on supervised vs. unsupervised approaches.

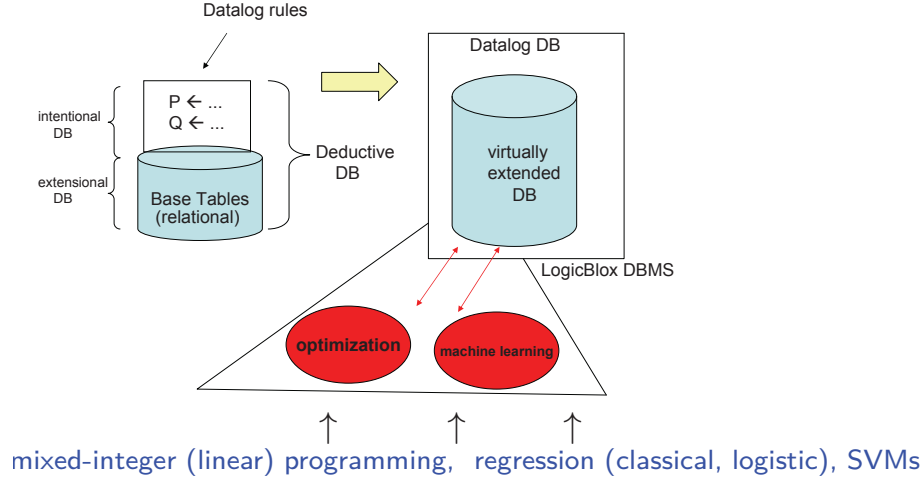


Figure 11: *LogicQL* and extended *LogicBlox*

LogicQL, in particular, is being extended in such a way it can smoothly interact with optimization and machine learning algorithms, on top of a single platform. Data for optimization and ML problems stored as “extensions” for a relational database (that is a component of *LogicBlox*), and Datalog predicates. The results of those algorithms can be automatically stored in existing database predicates or or newly defined Datalog predicates, for additional computations or query answering. Currently new ML methods are being implemented as components of the *LogicBlox* system (cf. Figure 11).

Our work can be extended in several directions, some of which have been mentioned in previous sections. A most interesting extension would consider the use of more expressive blocking-MDs than those of the form 9. Actually, they could have in their RHSs attributes other than $Bl\#$, the block attributes. As a consequence, blocking-MDs, together with making block numbers identical, would make identical pairs of application-dependent values for some other attributes. Doing this would refine the blocking process itself (modifying the data for the next applications of blocking-MDs), but would also prepare the data for the next task, that of classification for entity resolution.

Acknowledgments: Part of this research was funded by NSERC Discovery Grant #250279-2011, and the NSERC Strategic Network on Business Intelligence (BIN). Z. Bahmani and L. Bertossi are very much grateful for the support from LogicBlox during their internship and sabbatical visit.

References

- [1] Abiteboul, S., Hull, R. and Vianu, V. *Foundations of Databases*. Addison-Wesley, 1995.

- [2] Arasu, A., Ré, Ch. and Suciu, D. Large-Scale Deduplication with Constraints using Dedupalog. Proc. of the 25th International Conference on Data Engineering (ICDE), 2009, pp. 952-963.
- [3] Aref, M., ten Cate, B., Green, T.J., Kimelfeld, B., Olteanu, D., Pasalic, E., Veldhuizen, T. and Washburn, G. Design and Implementation of the LogicBlox System. Proc. of the ACM International Conference on Management of Data (SIGMOD), 2015, pp. 1371-1382.
- [4] Bahmani, Z., Bertossi, L., Kolahi, S. and Lakshmanan, L. Declarative Entity Resolution via Matching Dependencies and Answer Set Programs. Proc. of the Thirteenth International Conference on Principles of Knowledge Representation and Reasoning (KR), 2012, pp. 380-390.
- [5] Bahmani, Z., Bertossi, L. and Vasiloglou, N. ERBlox: Combining Matching Dependencies with Machine Learning for Entity Resolution. Proc. of the 9th International Conference on Scalable Uncertainty Management (SUM), 2015, Springer LNAI 9310, pp. 399-414.
- [6] Bahmani, Z., Bertossi, L., Kolahi, S. and Lakshmanan, L. Declarative Entity Resolution via Matching Dependencies and Answer Set Programs. Extended, journal version of [4]. In preparation, 2016.
- [7] Baudat G. and Anouar, F. Generalized Discriminant Analysis using a Kernel Approach. *Neural Computation*, 2000, 12(3):2385-2404.
- [8] Baxter, R., Christen, P. and Churches, T. A Comparison of Fast Blocking Methods for Record Linkage. Proc. ACM SIGKDD Workshop on Data Cleaning, Record Linkage, and Object Identification, 2003, pp. 234-256.
- [9] Benjelloun, O., Garcia-Molina, H., Menestrina, D., Su, Q., EuijongWhang, S. and Widom, J. Swoosh: A Generic Approach to Entity Resolution. *VLDB Journal*, 2009, 18(1):255-276.
- [10] Bertossi, L., Kolahi, S. and Lakshmanan, L. Data Cleaning and Query Answering with Matching Dependencies and Matching Functions. *Th. Comp. Systems*, 2013, 52(3):441-482.
- [11] Bhattacharya, I., Getoor, L. Collective Entity Resolution in Relational Data. *ACM Transaction Knowledge Discovery Data*, 2007, 1(1):15-51.
- [12] Bleiholder, J. and Naumann, F. Data Fusion. *ACM Computing Surveys*, 2008, 41(1).
- [13] Brewka, G., Eiter, Th. and Truszczyński, M. Answer Set Programming at a Glance. *Commun. ACM*, 2011, 54(12):92-103.
- [14] Ceri, S., Gottlob, G. and Tanca, L. *Logic Programming and Databases*. Springer, 1989.

- [15] Christen, P. and Goiser, K. Quality and Complexity Measures for Data Linkage and Deduplication. In *Quality Measures in Data Mining*, Guillet, F. and Hamilton, H. (eds.), Springer, 2010, pp. 127-151.
- [16] Christen, P. Automatic Record Linkage using Seeded Nearest Neighbour and Support Vector Machine Classification. Proc. of the 14th ACM International Conference on Knowledge Discovery and Data Mining (SIGKDD), 2008, pp. 151-159.
- [17] Christen, P. A Survey of Indexing Techniques for Scalable Record Linkage and Deduplication. *IEEE Transactions in Knowledge and Data Engineering*, 2011, 19(1):1-16.
- [18] Cohen, W. C., Ravikumar, P. D. and Fienberg, S.E. A Comparison of String Metrics for Matching Names and Records. Proc. KDD Workshop on Data Cleaning and Object Consolidation, 2003.
- [19] Cover, T.M. and Hart, P.E. Nearest Neighbor Pattern Classification. *IEEE Transactions on Information Theory*, 1967, 13(1): 21-27.
- [20] Dash, M. and Liu, H. Feature Selection for Classification. *Intelligent Data Analysis*, 1997, 1(1-4):131-156.
- [21] Diligenti, M, Gori, M., Maggini, M. and Rigutini, L. Bridging Logic and Kernel Machines. *Machine Learning*, 2012, 86(1):57-88.
- [22] Draisbach, U. and Naumann, F. A Comparison and Generalization of Blocking and Windowing Algorithms for Duplicate Detection. Proc. QDB Workshop at VLDB, 2009, 43-52.
- [23] Elmagarmid, A., Ipeirotis, P. and Verykios, V. Duplicate Record Detection: a Survey. *IEEE Transactions in Knowledge and Data Engineering*, 2007, 19(1):1-16.
- [24] Fan, W. Dependencies Revisited for Improving Data Quality. Proc. of the Twenty-Seventh ACM SIGMOD-SIGACT-SIGART Symposium on Principles of Database Systems (PODS), 2008, pp. 159-170.
- [25] Fan, W., Jia, X., Li, J. and Ma, S. Reasoning about Record Matching Rules. *PVLDB*, 2009, 2(1):407-418.
- [26] Flach, P. *Machine Learning*. Cambridge University Press, 2014.
- [27] Getoor, L. and Taskar, B. (eds.). *Introduction to Statistical Relational Learning*, MIT Press, 2007.
- [28] Halpin, T. and Rugaber, S. *LogiQL: A Query Language for Smart Databases*. CRC Press, 2015.
- [29] Herzog, T.N., Scheuren, F.J. and Winkler, W.E. *Data Quality and Record Linkage Techniques*. Springer, 2007.

- [30] Jaro, M. Advances in Record Linkage Methodology as Applied to Matching the 1985 Census of Tampa. *Journal of the American Statistical Society*, 1989, 84(406):414-420.
- [31] Jaro, M.A. Probabilistic Linkage of Large Public Health Data Files. *Journal of Statistics in Medicine*, 1995, 14(1):491-498.
- [32] Kopcke, H. and Rahm, E. Frameworks for Entity Matching: a Comparison. *Journal of Data and Knowledge Engineering*, 2010, 69(2): 197-210.
- [33] LOGICBLOX. Machine Learning Methods in LogicBlox. Release. LogicBlox Inc., September 27, 2012.
- [34] Navarro, G. A Guided Tour to Approximate String Matching. *ACM Computing Surveys*, 2001, 33(1): 31-88.
- [35] Rastogi, V., Dalvi, N.N. and Garofalakis, M.N. Large-scale Collective Entity Matching. *PVLDB*, 2011, 4(4):208-218.
- [36] Salton, G. and Buckley, C. Term-weighting Approaches in Automatic Text Retrieval. *Information Processing and Management*, 1988, 24(5): 513-523.
- [37] Steorts, R., Ventura, S., Sadinle, M. and Fienberg, S. A Comparison of Blocking Methods for Record Linkage. Proc. Privacy in Statistical Databases (PSD), Springer LNCS 8744, 2014, pp. 253-268.
- [38] Tang, J., Alelyani, S. and Liu, H. Feature Selection for Classification: A Review. In *Data Classification: Algorithms and Applications*, CRC Press, 2015, pp. 37-64.
- [39] Torvik, I. and Smalheiser, R. Author Name Disambiguation in Medline. *ACM Transactions on Knowledge Discovery from Data*, 2009, 11(3): 1-29.
- [40] Vapnik, V.N. *The Nature of Statistical Learning Theory*. 2nd ed., Springer, 2000.
- [41] Whang, S., Benjelloun, O. and Garcia-Molina, H. Generic Entity Resolution with Negative Rules. *VLDB Journal*, 2009, 18(6):1261-1277.
- [42] Whang, S., Menestrina, D., Koutrika, G., Theobald, M. and Garcia-Molina, H. Entity Resolution with Iterative Blocking. Proc. of the ACM International Conference on Management of Data (SIGMOD), 2009, pp. 219-232.
- [43] Winkler, W. E. The State of Record Linkage and Current Research Problems. Technical Report, U.S. Census Bureau, 1999.

A Appendix: Example of Similarity-Free Attribute-Intersection MDs

Example 8. Consider the following initial instance D with a relation *Author*, representing entity *Author*, and an auxiliary relation *CoAuthor*, not subject to blocking.

<i>Author</i>	<i>Name</i>	<i>Aff</i>	<i>Bl#</i>
r_1	n_1	a_1	1
r_2	n_2	a_2	2
r_3	n_3	a_3	3
r_4	n_4	a_4	4
r_5	n_5	a_5	5

<i>CoAuthor</i>	A_1	A_2
	r_1	r_2
	r_3	r_4

$n_1 \approx_N n_3, n_1 \approx_N n_5, n_2 \approx_N n_4,$
 $a_1 \approx_A a_3, \text{ and } a_1 \approx_A a_5$

Figure 12: Initial instance D with block numbers

Here, author records have *rids* in the first column in *Author*: r_1, r_2 , etc. Some of these *rids* are used as values in relation *CoAuthor*, to represent co-authorship. Initially, each record (tuple) in *Author* has its own, non-shared block number. The only similarities that hold in the data domain, in addition to equalities, are those shown in Figure 12.

We have the following set of blocking-MDs Σ^{Bl} :

$$\begin{aligned}
 m_1: & \text{Author}(aid_1, x_1, y_1, bl_1) \wedge \text{Author}(aid_2, x_2, y_2, bl_2) \wedge \\
 & x_1 \approx_{Name} x_2 \wedge y_1 \approx_{Aff} y_2 \longrightarrow bl_1 \doteq bl_2. \\
 m_2: & \text{Author}(aid_1, x_1, y_1, bl_1) \wedge \text{Author}(aid_2, x_2, y_2, bl_2) \wedge x_1 \approx_{Name} x_2 \wedge \\
 & \text{CoAuthor}(aid_1, aid_3) \wedge \text{CoAuthor}(aid_2, aid_4) \wedge \text{Author}(aid_3, x_3, y_3, bl_3) \\
 & \wedge \text{Author}(aid_4, x_4, y_4, bl_3) \longrightarrow bl_1 \doteq bl_2.
 \end{aligned}$$

MD m_2 specifies that if two authors have similar names and they have coauthors that are assigned to the same block, then they themselves have to be assigned to the same block.

The only attribute appearing in the RHS of an MD is *Bl#*, that also appears in LHSs of MDs, but only in an implicit similarity, actually equality, due to the 6th and 7th atoms that share variable bl_3 in the LHS of m_2 . Since every pair of *Author*-records has two different block numbers in D , Σ^{Bl} is SFAI on D .

We will now show that MD enforcement generates a sequence of instances D_0 ($:= D$), D_1, D_2, D_3, D_4 , where D_4 is a final, stable instance, and the only that can be obtained. Since relation *CoAuthor* does not change (due to MD enforcement), it is not shown.

As a result of enforcing m_1 on D_0 , the first records r_1, r_3 get the identical block numbers, as shown in the new instance D_1 (cf. Figure 13). Next, since r_1 and r_3 belong to the same block and are co-authors with r_2, r_4 , resp, we can enforce m_2 , leading to r_2, r_4 getting the same block numbers, as shown in instance D_2 (cf. Figure 13). As we can see that, in general, along MD

<i>Author</i>	<i>Name</i>	<i>Aff</i>	<i>Bl#</i>
r_1	n_1	a_1	3
r_2	n_2	a_2	2
r_3	n_3	a_3	3
r_4	n_4	a_4	4
r_5	n_5	a_5	5

<i>Author</i>	<i>Name</i>	<i>Aff</i>	<i>Bl#</i>
r_1	n_1	a_1	3
r_2	n_2	a_2	4
r_3	n_3	a_3	3
r_4	n_4	a_4	4
r_5	n_5	a_5	5

Figure 13: Instances D_1 and D_2 , resp.

enforcement new similarities may be created. In our case, actually equalities of block numbers that may feed LHSs of MDs.

Now, enforcing m_1 on r_1, r_5 , makes the corresponding records get the same block number, as shown in instance D_3 . At this stage we have broken the block number equality for r_1, r_3 we had before (underlined in Figure 14). This is crucial point in relation to the SFAI property: m_1 is still applicable on r_1, r_3 , because, more generally, there are no MDs with attributes *Name* or *Aff* in their RHSs that could destroy the initial similarities that held in D_0 : they keep holding along the enforcement path. So, enforcing m_1 makes the block numbers of r_1, r_3 identical again, as shown in instance D_4 . No further applications of MDs are possible, and we have reached a stable instance.

<i>Author</i>	<i>Name</i>	<i>Aff</i>	<i>Bl#</i>
r_1	n_1	a_1	<u>5</u>
r_2	n_2	a_2	4
r_3	n_3	a_3	<u>3</u>
r_4	n_4	a_4	4
r_5	n_5	a_5	5

<i>Author</i>	<i>Name</i>	<i>Aff</i>	<i>Bl#</i>
r_1	n_1	a_1	5
r_2	n_2	a_2	4
r_3	n_3	a_3	5
r_4	n_4	a_4	4
r_5	n_5	a_5	5

Figure 14: Instance D_3 and D_4 , resp.

Actually, no matter in what order the MDs are enforced in this case, the final, resolved instance will be D_4 , i.e. $D^{Bl} = D_4$.

Now, still for illustration purposes and a negative example, consider the new initial instance D' as in Figure 15, with the same relation *CoAuthor* as above, but this time the only with the shown similarities holding (in addition to equalities). Notice that r_1, r_3 have identical initial block numbers. For this reason, the combination of Σ^{Bl} as above and D' is not SFAI.

<i>Author</i>	<i>Name</i>	<i>Aff</i>	<i>Bl#</i>
r_1	n_1	a_1	3
r_2	n_2	a_2	2
r_3	n_3	a_3	3
r_4	n_4	a_4	4
r_5	n_5	a_5	5

$$n_1 \approx_N n_5, \quad n_2 \approx_N n_4, \quad a_1 \approx_A a_5$$

Figure 15: New initial instance D'

Both m_1 and m_2 are applicable on D' . If we pick the former, and is enforced on r_1, r_5 in D' , the initial block equality between r_1, r_3 is broken (as also

happened above), but m_2 is not applicable anymore. So, we started with r_1, r_3 initially having the same block numbers in D' , something that was not obtained from the enforcement of an MD. Now there are no similarities to make r_1, r_3 have identical block numbers again. We obtain the stable, final instance $(D')_1^{Bl}$ in Figure 16.

<i>Author</i>	<i>Name</i>	<i>Aff</i>	<i>Bl#</i>
r_1	n_1	a_1	5
r_2	n_2	a_2	2
r_3	n_3	a_3	3
r_4	n_4	a_4	4
r_5	n_5	a_5	5

<i>Author</i>	<i>Name</i>	<i>Aff</i>	<i>Bl#</i>
r_1	n_1	a_1	5
r_2	n_2	a_2	4
r_3	n_3	a_3	3
r_4	n_4	a_4	4
r_5	n_5	a_5	5

Figure 16: Resolved instances $(D')_1^{Bl}$ and $(D')_2^{Bl}$, resp.

Alternatively, enforcing m_2 on r_1, r_3 in D'_0 first (because they have the same block numbers), followed by m_1 , results in a different resolved instance, $(D')_2^{Bl}$, as in Figure 16. ■