

Importance Sampling for Minibatches

Dominik Csiba and Peter Richtárik*

*School of Mathematics
University of Edinburgh
United Kingdom*

February 9, 2016

Abstract

Minibatching is a very well studied and highly popular technique in supervised learning, used by practitioners due to its ability to accelerate training through better utilization of parallel processing power and reduction of stochastic variance. Another popular technique is importance sampling – a strategy for preferential sampling of more important examples also capable of accelerating the training process. However, despite considerable effort by the community in these areas, and due to the inherent technical difficulty of the problem, there is no existing work combining the power of importance sampling with the strength of minibatching. In this paper we propose the first *importance sampling for minibatches* and give simple and rigorous complexity analysis of its performance. We illustrate on synthetic problems that for training data of certain properties, our sampling can lead to several orders of magnitude improvement in training time. We then test the new sampling on several popular datasets, and show that the improvement can reach an order of magnitude.

1 Introduction

Supervised learning is a widely adopted learning paradigm with important applications such as regression, classification and prediction. The most popular approach to training supervised learning models is via empirical risk minimization (ERM). In ERM, the practitioner collects data composed of example-label pairs, and seeks to identify the best predictor by minimizing the empirical risk, i.e., the average risk associated with the predictor over the training data.

With ever increasing demand for accuracy of the predictors, largely due to successful industrial applications, and with ever more sophisticated models that need to be trained, such as deep neural networks [8, 14], or multiclass classification [9], increasing volumes of data are used in the training phase. This leads to huge and hence extremely computationally intensive ERM problems.

Batch algorithms—methods that need to look at all the data before taking a single step to update the predictor—have long been known to be prohibitively impractical to use. Typical examples of batch methods are gradient descent and classical quasi-Newton methods. One of the most popular

*This author would like to acknowledge support from the EPSRC Grant EP/K02325X/1, *Accelerated Coordinate Descent Methods for Big Data Optimization* and the EPSRC Fellowship EP/N005538/1, *Randomized Algorithms for Extreme Convex Optimization*.

algorithms for overcoming the deluge-of-data issue is stochastic gradient descent (SGD), which can be traced back to a seminal work of Robbins and Monro [28]. In SGD, a single random example is selected in each iteration, and the predictor is updated using the information obtained by computing the gradient of the loss function associated with this example. This leads to a much more fine-grained iterative process, but at the same time introduces considerable stochastic noise, which eventually—typically after one or a few passes over the data—effectively halts the progress of the method, rendering it unable to push the training error (empirical risk) to the realm of small values.

1.1 Strategies for dealing with stochastic noise

Several approaches have been proposed to deal with the issue of stochastic noise. The most important of these are i) decreasing stepsizes, ii) minibatching, iii) importance sampling and iv) variance reduction via “shift”, listed here from historically first to the most modern.

The first strategy, *decreasing stepsizes*, takes care of the noise issue by a gradual and direct scale-down process, which ensures that SGD converges to the ERM optimum [38]. However, an unwelcome side effect of this is a considerable slowdown of the iterative process [1]. For instance, the convergence rate is sublinear even if the function to be minimized is strongly convex.

The second strategy, *minibatching*, deals with the noise by utilizing a random set of examples in the estimate of the gradient, which effectively decreases the variance of the estimate [35]. However, this has the unwelcome side-effect of requiring more computation. On the other hand, if a parallel processing machine is available, the computation can be done concurrently, which ultimately leads to speedup. This strategy does not result in an improvement of the convergence rate (unless progressively larger minibatch sizes are used, at the cost of further computational burden [7]), but can lead to massive improvement of the leading constant, which ultimately means acceleration (almost linear speedup for sparse data) [36].

The third strategy, *importance sampling*, operates by a careful data-driven design of the probabilities of selecting examples in the iterative process, leading to a reduction of the variance of the stochastic gradient thus selected. Typically, the overhead associated with computing the sampling probabilities and with sampling from the resulting distribution is negligible, and hence the net effect is speedup. In terms of theory, as in the case of minibatching, this strategy leads to the improvement of the leading constant in the complexity estimate, typically via replacing the maximum of certain data-dependent quantities by their average [24, 12, 40, 23, 19, 2, 3].

Finally, and most recently, there has been a considerable amount of research activity due to the ground-breaking realization that one can gain the benefits of SGD (cheap iterations) without having to pay through the side effects mentioned above (e.g., halt in convergence due to decreasing stepsizes or increase of workload due to the use of minibatches). The result, in theory, is that for strongly convex losses (for example), one does not have to suffer sublinear convergence any more, but instead a fast linear rate “kicks in”. In practice, these methods dramatically surpass all previous existing approaches.

The main algorithmic idea is to change the search direction itself, via a properly designed and cheaply maintainable “*variance-reducing shift*” (control variate). Methods in this category are of two types: those operating in the primal space (i.e., directly on ERM) and those operating in a dual space (i.e., with the dual of the ERM problem). Methods of the primal variety include SAG [29], SVRG [10], S2GD [11], proxSVRG [37], SAGA [4], mS2GD [13] and MISO [17]. Methods of the dual variety work by updating randomly selected dual variables, which correspond to exam-

ples. These methods include SCD [31], RCDM [20, 26], SDCA [34], Hydra [25, 6], mSDCA [36], APCG [15], AsySPDC [16], RCD [18], APPROX [5], SPDC [39], ProxSDCA [32], ASDCA [33], IProx-SDCA [40], and QUARTZ [23].

1.2 Combining strategies

We wish to stress that the key strategies, mini-batching, importance sampling and variance-reducing shift, should be seen as orthogonal tricks, and as such they can be combined, achieving an amplification effect. For instance, the first primal variance-reduced method allowing for mini-batching was [13]; while dual-based methods in this category include [33, 23, 2]. Variance-reduced methods with importance sampling include [20, 26, 24, 21] for general convex minimization problems, and [40, 23, 19, 2] for ERM.

2 Contributions

Despite considerable effort of the machine learning and optimization research communities, no importance sampling for minibatches was previously proposed, nor analyzed. The reason for this lies in the underlying theoretical and computational difficulties associated with the design and successful implementation of such a sampling. One needs to come up with a way to focus on a reasonable set of subsets (minibatches) of the examples to be used in each iteration (issue: there are many subsets; which ones to choose?), assign meaningful data-dependent non-uniform probabilities to them (issue: how?), and then be able to sample these subsets according to the chosen distribution (issue: this could be computationally expensive).

The tools that would enable one to consider these questions did not exist until recently. However, due to a recent line of work on analyzing variance-reduced methods utilizing what is known as *arbitrary sampling* [24, 23, 21, 22, 2], we are able to ask these questions and provide answers. In this work we design a novel family of samplings—*bucket samplings*—and a particular member of this family—*importance sampling for minibatches*. We illustrate the power of this sampling in combination with the reduced-variance dfSDCA method for ERM. This method is a primal variant of SDCA, first analyzed by Shalev-Shwartz [30], and extended by Csiba and Richtárik [2] to the arbitrary sampling setting. However, our sampling can be combined with any stochastic method for ERM, such as SGD or S2GD, and extends beyond the realm of ERM, to convex optimization problems in general. However, for simplicity, we do not discuss these extensions in this work.

We analyze the performance of the new sampling theoretically, and by inspecting the results we are able to comment on when can one expect to be able to benefit from it. We illustrate on synthetic datasets with varying distributions of example sizes that our approach can lead to *dramatic speedups* when compared against standard (uniform) minibatching, of *one or more degrees of magnitude*. We then test our method on real datasets and confirm that the use of importance minibatching leads to up to an order of magnitude speedup. Based on our experiments and theory, we predict that for real data with particular shapes and distributions of example sizes, importance sampling for minibatches will operate in a favourable regime, and can lead to speedup higher than one order of magnitude.

3 The Problem

Let $\mathbf{X} \in \mathbb{R}^{d \times n}$ be a data matrix in which features are represented in rows and examples in columns, and let $y \in \mathbb{R}^n$ be a vector of labels corresponding to the examples. Our goal is to find a linear predictor $w \in \mathbb{R}^d$ such that $x_i^\top w \sim y_i$, where the pair $x_i, y_i \in \mathbb{R}^d \times \mathbb{R}$ is sampled from the underlying distribution over data-label pairs. In the L2-regularized Empirical Risk Minimization problem, we find w by solving the optimization problem

$$\min_{w \in \mathbb{R}^d} \left[P(w) := \frac{1}{n} \sum_{i=1}^n \phi_i(\mathbf{X}_{:i}^\top w) + \frac{\lambda}{2} \|w\|_2^2 \right], \quad (1)$$

where $\phi_i : \mathbb{R} \rightarrow \mathbb{R}$ is a loss function associated with example-label pair $(\mathbf{X}_{:i}, y_i)$, and $\lambda > 0$. For instance, the square loss function is given by $\phi_i(t) = 0.5(t - y_i)^2$. Our results are not limited to L2-regularized problems though: an arbitrary strongly convex regularizer can be used instead [23]. We shall assume throughout that the loss functions are convex and $1/\gamma$ -smooth, where $\gamma > 0$. The latter means that for all $x, y \in \mathbb{R}$ and all $i \in [n] := \{1, 2, \dots, n\}$, we have

$$|\phi'_i(x) - \phi'_i(y)| \leq \frac{1}{\gamma} |x - y|.$$

This setup includes ridge and logistic regression, smoothed hinge loss, and many other problems as special cases [34]. Again, our sampling can be adapted to settings with non-smooth losses, such as the hinge loss.

4 The Algorithm

In this paper we illustrate the power of our new sampling in tandem with Algorithm 1 (dfSDCA) for solving (1).

Algorithm 1 dfSDCA [2]

Parameters: Sampling \hat{S} , stepsize $\theta > 0$
Initialization: Choose $\alpha^{(0)} \in \mathbb{R}^n$,
 set $w^{(0)} = \frac{1}{\lambda n} \sum_{i=1}^n \mathbf{X}_{:i} \alpha_i^{(0)}$, $p_i = \mathbf{Prob}(i \in \hat{S})$
for $t \geq 1$ **do**
 Sample a fresh random set S_t according to \hat{S}
 for $i \in S_t$ **do**
 $\Delta_i = \phi'_i(\mathbf{X}_{:i}^\top w^{(t-1)}) + \alpha_i^{(t-1)}$
 $\alpha_i^{(t)} = \alpha_i^{(t-1)} - \theta p_i^{-1} \Delta_i$
 end for
 $w^{(t)} = w^{(t-1)} - \sum_{i \in S_t} \theta (n \lambda p_i)^{-1} \Delta_i \mathbf{X}_{:i}$
end for

The method has two parameters. A “sampling” \hat{S} , which is a random set-valued mapping [27] with values being subsets of $[n]$, the set of examples. No assumptions are made on the distribution of \hat{S} apart from requiring that p_i is positive for each i , which simply means that each example has to have a chance of being picked. The second parameter is a stepsize θ , which should be as large

as possible, but not larger than a certain theoretically allowable maximum depending on P and \hat{S} , beyond which the method could diverge.

Algorithm 1 maintains n “dual” variables, $\alpha_1^{(t)}, \dots, \alpha_n^{(t)} \in \mathbb{R}$, which act as variance-reduction shifts. This is most easily seen in the case when we assume that $S_t = \{i\}$ (no minibatching). Indeed, in that case we have

$$w^{(t)} = w^{(t-1)} - \frac{\theta}{n\lambda p_i} (g_i^{(t-1)} + \mathbf{X}_{:i} \alpha_i^{(t-1)}),$$

where $g_i^{(t-1)} := \mathbf{X}_{:i} \Delta_i$ is the stochastic gradient. If θ is set to a proper value, as we shall see next, then it turns out that for all $i \in [n]$, α_i is converging $\alpha_i^* := -\phi'_i(\mathbf{X}_{:i}^\top w^*)$, where w^* is the solution to (1), which means that the shifted stochastic gradient converges to zero. This means that its variance is progressively vanishing, and hence no additional strategies, such as decreasing stepsizes or minibatching are necessary to reduce the variance and stabilize the process. In general, dfSDCA in each step picks a random subset of the examples, denoted as S_t , updates variables $\alpha_i^{(t)}$ for $i \in S_t$, and then uses these to update the predictor w .

4.1 Complexity of dfSDCA

In order to state the theoretical properties of the method, we define

$$E^{(t)} := \frac{\lambda}{2} \|w^{(t)} - w^*\|_2^2 + \frac{\gamma}{2n} \|\alpha^{(t)} - \alpha^*\|_2^2.$$

Most crucially to this paper, we assume the knowledge of parameters $v_1, \dots, v_n > 0$ for which the following ESO¹ inequality holds

$$\mathbf{E} \left[\left\| \sum_{i \in S_t} h_i \mathbf{X}_{:i} \right\|^2 \right] \leq \sum_{i=1}^n p_i v_i h_i^2 \quad (2)$$

holds for all $h \in \mathbb{R}^n$. Tight and easily computable formulas for such parameters can be found in [22]. For instance, whenever $\mathbf{Prob}(|S_t| \leq \tau) = 1$, inequality (2) holds with $v_i = \tau \|\mathbf{X}_{:i}\|^2$. However, this is a conservative choice of the parameters. Convergence of dfSDCA is described in the next theorem.

Theorem 1 ([2]). *Assume that all loss functions $\{\phi_i\}$ are convex and $1/\gamma$ smooth. If we run Algorithm 1 with parameter θ satisfying the inequality*

$$\theta \leq \min_i \frac{p_i n \lambda \gamma}{v_i + n \lambda \gamma}, \quad (3)$$

where $\{v_i\}$ satisfy (2), then the potential $E^{(t)}$ decays exponentially to zero as

$$\mathbf{E} [E^{(t)}] \leq e^{-\theta t} E^{(0)}.$$

Moreover, if we set θ equal to the upper bound in (3) so that

$$\frac{1}{\theta} = \max_i \left(\frac{1}{p_i} + \frac{v_i}{p_i n \lambda \gamma} \right) \quad (4)$$

¹ESO = Expected Separable Overapproximation [27, 22].

then

$$t \geq \frac{1}{\theta} \log \left(\frac{(L + \lambda)E^{(0)}}{\lambda\epsilon} \right) \quad \Rightarrow \quad \mathbf{E}[P(w^{(t)}) - P(w^*)] \leq \epsilon.$$

5 Bucket Sampling

We shall first explain the concept of “standard” importance sampling.

5.1 Standard importance sampling

Assume that \hat{S} always picks a single example only. In this case, (2) holds for $v_i = \|\mathbf{X}_{:i}\|^2$, independently of $p := (p_1, \dots, p_n)$ [22]. This allows us to choose the sampling probabilities as $p_i \sim v_i + n\lambda\gamma$, which ensures that (4) is minimized. This is *importance sampling*. The number of iterations of dfSDCA is in this case proportional to

$$\frac{1}{\theta^{(\text{imp})}} := n + \frac{\sum_{i=1}^n v_i}{n\lambda\gamma}.$$

If uniform probabilities are used, the average in the above formula gets replaced by the maximum:

$$\frac{1}{\theta^{(\text{unif})}} := n + \frac{\max_i v_i}{\lambda\gamma}.$$

Hence, one should expect the following *speedup* when comparing the importance and uniform samplings:

$$\sigma := \frac{\max_i \|\mathbf{X}_{:i}\|^2}{\frac{1}{n} \sum_{i=1}^n \|\mathbf{X}_{:i}\|^2}. \quad (5)$$

If $\sigma = 10$ for instance, then dfSDCA with importance sampling is $10\times$ faster than dfSDCA with uniform sampling.

5.2 Uniform minibatch sampling

In machine learning, the term “minibatch” is virtually synonymous with a special sampling, which we shall here refer to by the name τ -nice sampling [27]. Sampling \hat{S} is τ -nice if it picks uniformly at random from the collection of all subsets of $[n]$ of cardinality τ . Clearly, $p_i = \tau/n$ and, moreover, it was show by Qu and Richtárik [22] that (2) holds with $\{v_i\}$ defined by

$$v_i^{(\tau\text{-nice})} = \sum_{j=1}^d \left(1 + \frac{(|J_j| - 1)(\tau - 1)}{n - 1} \right) \mathbf{X}_{ji}^2, \quad (6)$$

where $J_j := \{i \in [n] : \mathbf{X}_{ji} \neq 0\}$. In the case of τ -nice sampling we have the stepsize and complexity given by

$$\theta^{(\tau\text{-nice})} = \min_i \frac{\tau\lambda\gamma}{v_i^{(\tau\text{-nice})} + n\lambda\gamma}, \quad (7)$$

$$\frac{1}{\theta^{(\tau\text{-nice})}} = \frac{n}{\tau} + \frac{\max_i v_i^{(\tau\text{-nice})}}{\tau\lambda\gamma}. \quad (8)$$

Learning from the difference between the uniform and importance sampling of single example (Section 5.1), one would ideally wish the importance minibatch sampling, which we are yet to define, to lead to complexity of the type (8), where the maximum is replaced by an average.

5.3 Bucket sampling: definition

We now propose a family of samplings, which we call *bucket samplings*. Let B_1, \dots, B_τ be a partition of $[n] = \{1, 2, \dots, n\}$ into τ nonempty sets (“buckets”).

Definition 2 (Bucket sampling). We say that \hat{S} is a bucket sampling if for all $i \in [\tau]$, $|\hat{S} \cap B_i| = 1$ with probability 1.

Informally, a bucket sampling picks one example from each of the τ buckets, forming a minibatch. Hence, $|\hat{S}| = \tau$ and $\sum_{i \in B_l} p_i = 1$ for each $l = 1, 2, \dots, \tau$, where, as before, $p_i := \mathbf{Prob}(i \in \hat{S})$. Notice that given the partition, the vector $p = (p_1, \dots, p_n)$ *uniquely determines* a bucket sampling. Hence, we have a family of samplings indexed by a single n -dimensional vector. Let \mathcal{P}_B be the set of all vectors $p \in \mathbb{R}^n$ describing bucket samplings associated with partition $B = \{B_1, \dots, B_\tau\}$. Clearly,

$$\mathcal{P}_B = \left\{ p \in \mathbb{R}^n : \sum_{i \in B_l} p_i = 1 \text{ for all } l \ \& \ p_i \geq 0 \text{ for all } i \right\}.$$

5.4 Optimal bucket sampling

The optimal bucket sampling is that for which (4) is minimized, which leads to a complicated optimization problem:

$$\min_{p \in \mathcal{P}_B} \max_i \frac{1}{p_i} + \frac{v_i}{p_i n \lambda \gamma} \quad \text{subject to } \{v_i\} \text{ satisfy (2).}$$

A particular difficulty here is the fact that the parameters $\{v_i\}$ depend on the vector p in a complicated way. In order to resolve this issue, we prove the following result.

Theorem 3. *Let \hat{S} be a bucket sampling described by partition $B = \{B_1, \dots, B_\tau\}$ and vector p . Then the ESO inequality (2) holds for parameters $\{v_i\}$ set to*

$$v_i = \sum_{j=1}^d \left(1 + \left(1 - \frac{1}{\omega'_j} \right) \delta_j \right) \mathbf{X}_{ji}^2, \tag{9}$$

where $J_j := \{i \in [n] : \mathbf{X}_{ji} \neq 0\}$, $\delta_j := \sum_{i \in J_j} p_i$ and $\omega'_j := |\{l : J_j \cap B_l \neq \emptyset\}|$.

Observe that J_j is the set of examples which express feature j , and ω'_j is the number of buckets intersecting with J_j . Clearly, that $1 \leq \omega'_j \leq \tau$ (if $\omega'_j = 0$, we simply discard this feature from our data as it is not needed). Note that the effect of the quantities $\{\omega'_j\}$ on the value of v_i is small. Indeed, unless we are in the extreme situation when $\omega'_j = 1$, which has the effect of neutralizing δ_j , the quantity $1 - 1/\omega'_j$ is between $1 - 1/2$ and $1 - 1/\tau$. Hence, for simplicity, we could instead use the slightly more conservative parameters:

$$v_i = \sum_{j=1}^d \left(1 + \left(1 - \frac{1}{\tau} \right) \delta_j \right) \mathbf{X}_{ji}^2$$

5.5 Uniform bucket sampling

Assume all buckets are of the same size: $|B_l| = n/\tau$ for all l . Further, assume that $p_i = 1/|B_l| = \tau/n$ for all i . Then $\delta_j = \tau|J_j|/n$, and hence Theorem 3 says that

$$v_i^{(\text{unif})} = \sum_{j=1}^d \left(1 + \left(1 - \frac{1}{\omega'_j} \right) \frac{\tau|J_j|}{n} \right) \mathbf{X}_{ji}^2, \quad (10)$$

and in view of (4), the complexity of dfSDCA with this sampling becomes

$$\frac{1}{\theta^{(\text{unif})}} = \frac{n}{\tau} + \frac{\max_i v_i^{(\text{unif})}}{\tau\lambda\gamma}. \quad (11)$$

Formula (6) is very similar to the one for τ -nice sampling (10), despite the fact that the sets/minibatches generated by the uniform bucket sampling have a special structure with respect to the buckets. Indeed, it is easily seen that the difference between $1 + \frac{\tau|J_j|}{n}$ and $1 + \frac{(\tau-1)(|J_j|-1)}{(n-1)}$ is negligible. Moreover, if either $\tau = 1$ or $|J_j| = 1$ for all j , then $\omega'_j = 1$ for all j and hence $v_i = \|\mathbf{X}_{:i}\|^2$. This is also what we get for the τ -nice sampling.

6 Importance Minibatch Sampling

In the light of Theorem 3, we can formulate the problem of searching for the optimal bucket sampling as

$$\min_{p \in \mathcal{P}_B} \max_i \frac{1}{p_i} + \frac{v_i}{p_i n \lambda \gamma} \quad \text{subject to } \{v_i\} \text{ satisfy (9)}. \quad (12)$$

Still, this is not an easy problem. *Importance minibatch sampling* arises as an approximate solution of (12). Note that the uniform minibatch sampling is a feasible solution of the above problem, and hence we should be able to improve upon its performance.

6.1 Approach 1: alternating optimization

Given a probability distribution $p \in \mathcal{P}_B$, we can easily find v using Theorem 3. On the other hand, for any fixed v , we can minimize (12) over $p \in \mathcal{P}_B$ by choosing the probabilities in each group B_l and for each $i \in B_l$ via

$$p_i = \frac{n\lambda\gamma + v_i}{\sum_{j \in B_l} n\lambda\gamma + v_j}. \quad (13)$$

This leads to a natural alternating optimization strategy. Eventually, this strategy often (in experiments) converges to a pair (p^*, v^*) for which (13) holds. Therefore, the resulting complexity will be

$$\frac{1}{\theta^{(\tau\text{-imp})}} = \frac{n}{\tau} + \max_{l \in [\tau]} \frac{\frac{\tau}{n} \sum_{i \in B_l} v_i^*}{\tau\lambda\gamma}. \quad (14)$$

We can compare this result against the complexity of τ -nice in (8). We can observe that the terms are very similar, up to two differences. First, the importance minibatch sampling has a maximum over group averages instead of a maximum over everything, which leads to speedup, other things equal. On the other hand, $v^{(\tau\text{-nice})}$ and v^* are different quantities. The alternating optimization

procedure for computation of (v^*, p^*) is costly, as one iteration takes a pass over all data. Therefore, in the next subsection we propose a closed form formula which, as we found empirically, offers nearly optimal convergence rate.

6.2 Approach 2: practical formula

For each group B_l , let us choose for all $i \in B_l$ the probabilities as follows:

$$p_i^* = \frac{n\lambda\gamma + v_i^{(\text{unif})}}{\sum_{k \in B_l} n\lambda\gamma + v_k^{(\text{unif})}} \quad (15)$$

where $v_i^{(\text{unif})}$ is given by (10). After doing some simplifications, the associated complexity result is

$$\frac{1}{\theta^{(\tau\text{-imp})}} = \max_l \left\{ \left(\frac{n}{\tau} + \frac{\frac{\tau}{n} \sum_{i \in B_l} v_i^{(\text{unif})}}{\tau\lambda\gamma} \right) \beta_l \right\},$$

where

$$\beta_l := \max_{i \in B_l} \frac{n\lambda\gamma + s_i}{n\lambda\gamma + v_i^{(\text{unif})}}$$

and

$$s_i := \sum_{j=1}^d \left(1 + \left(1 - \frac{1}{\omega'_j} \right) \sum_{k \in J_j} p_k^* \right) \mathbf{x}_{ji}^2.$$

We would ideally want to have $\beta_l = 1$ for all l (this is what we get for importance sampling without minibatches). If $\beta_l \approx 1$ for all l , then the complexity $1/\theta^{(\tau\text{-imp})}$ is an improvement on the complexity of the uniform minibatch sampling since the maximum of group averages is always better than the maximum of all elements $v_i^{(\text{unif})}$:

$$\frac{n}{\tau} + \frac{\max_l \left(\frac{\tau}{n} \sum_{i \in B_l} v_i^{(\text{unif})} \right)}{\tau\lambda\gamma} \leq \frac{n}{\tau} + \frac{\max_i v_i^{(\text{unif})}}{\tau\lambda\gamma}.$$

Indeed, the difference can be very large.

7 Experiments

We now comment on the results of our numerical experiments, with both synthetic and real datasets. We plot the optimality gap $P(w^{(t)}) - P(w^*)$ (vertical axis) against the computational effort (horizontal axis). We measure computational effort by the number of effective passes through the data divided by τ . We divide by τ as a normalization factor; since we shall compare methods with a range of values of τ . This is reasonable as it simply indicates that the τ updates are performed in parallel. Hence, what we plot is an implementation-independent model for time.

We compared two algorithms:

- 1) **τ -nice**: dfSDCA using the τ -nice sampling with stepsizes given by (7) and (6),

- 2) **τ -imp**: dfSDCA using τ -importance sampling (i.e., importance minibatch sampling) defined in Subsection 6.2.

For each dataset we provide two plots. In the left figure we plot the convergence of τ -nice for different values of τ , and in the right figure we do the same for τ -importance. The horizontal axis has the same range in both plots, so they are easily comparable. The values of τ we used to plot are $\tau \in \{1, 2, 4, 8, 16, 32\}$. In all experiments we used the logistic loss: $\phi_i(z) = \log(1 + e^{-y_i z})$ and set the regularizer to $\lambda = \max_i \|\mathbf{X}_{:,i}\|/n$. We will observe the theoretical and empirical ratio $\theta^{(\tau\text{-imp})}/\theta^{(\tau\text{-nice})}$. The theoretical ratio is computed from the corresponding theory. The empirical ratio is the ratio between the horizontal axis values at the moments when the algorithms reached the precision 10^{-10} .

7.1 Artificial data

We start with experiments using artificial data, where we can control the sparsity pattern of \mathbf{X} and the distribution of $\{\|\mathbf{X}_{:,i}\|^2\}$. We fix $n = 50,000$ and choose $d = 10,000$ and $d = 1,000$. For each feature we sampled a random sparsity coefficient $\omega'_i \in [0, 1]$ to have the average sparsity $\omega' := \frac{1}{d} \sum_i \omega'_i$ under control. We used two different regimes of sparsity: $\omega' = 0.1$ (10% nonzeros) and $\omega' = 0.8$ (80% nonzeros). After deciding on the sparsity pattern, we rescaled the examples to match a specific distribution of norms $L_i = \|\mathbf{X}_{:,i}\|^2$; see Table 1. The code column shows the corresponding code in Julia to create the vector of norms L . The distributions can be also observed as histograms in Figure 1.

label	code	σ
extreme	<code>L = ones(n);L[1] = 1000</code>	980.4
chisq1	<code>L = rand(chisq(1),n)</code>	17.1
chisq10	<code>L = rand(chisq(10),n)</code>	3.9
chisq100	<code>L = rand(chisq(100),n)</code>	1.7
uniform	<code>L = 2*rand(n)</code>	2.0

Table 1: Distributions of $\|\mathbf{X}_{:,i}\|^2$ used in artificial experiments.

The corresponding experiments can be found in Figure 3 and Figure 4. The theoretical and empirical speedup are also summarized in Tables 2 and 3.

Data	$\tau = 1$	$\tau = 2$	$\tau = 4$	$\tau = 8$	$\tau = 16$	$\tau = 32$
uniform	1.2 : 1.0	1.2 : 1.1	1.2 : 1.1	1.2 : 1.1	1.3 : 1.1	1.4 : 1.1
chisq100	1.5 : 1.3	1.5 : 1.3	1.5 : 1.4	1.6 : 1.4	1.6 : 1.4	1.6 : 1.4
chisq10	1.9 : 1.4	1.9 : 1.5	2.0 : 1.4	2.2 : 1.5	2.5 : 1.6	2.8 : 1.7
chisq1	1.9 : 1.4	2.0 : 1.4	2.2 : 1.5	2.5 : 1.6	3.1 : 1.6	4.2 : 1.7
extreme	8.8 : 4.8	9.6 : 6.6	11 : 6.4	14 : 6.4	20 : 6.9	32 : 6.1

Table 2: The **theoretical** : **empirical** ratios $\theta^{(\tau\text{-imp})}/\theta^{(\tau\text{-nice})}$ for sparse artificial data ($\omega' = 0.1$)

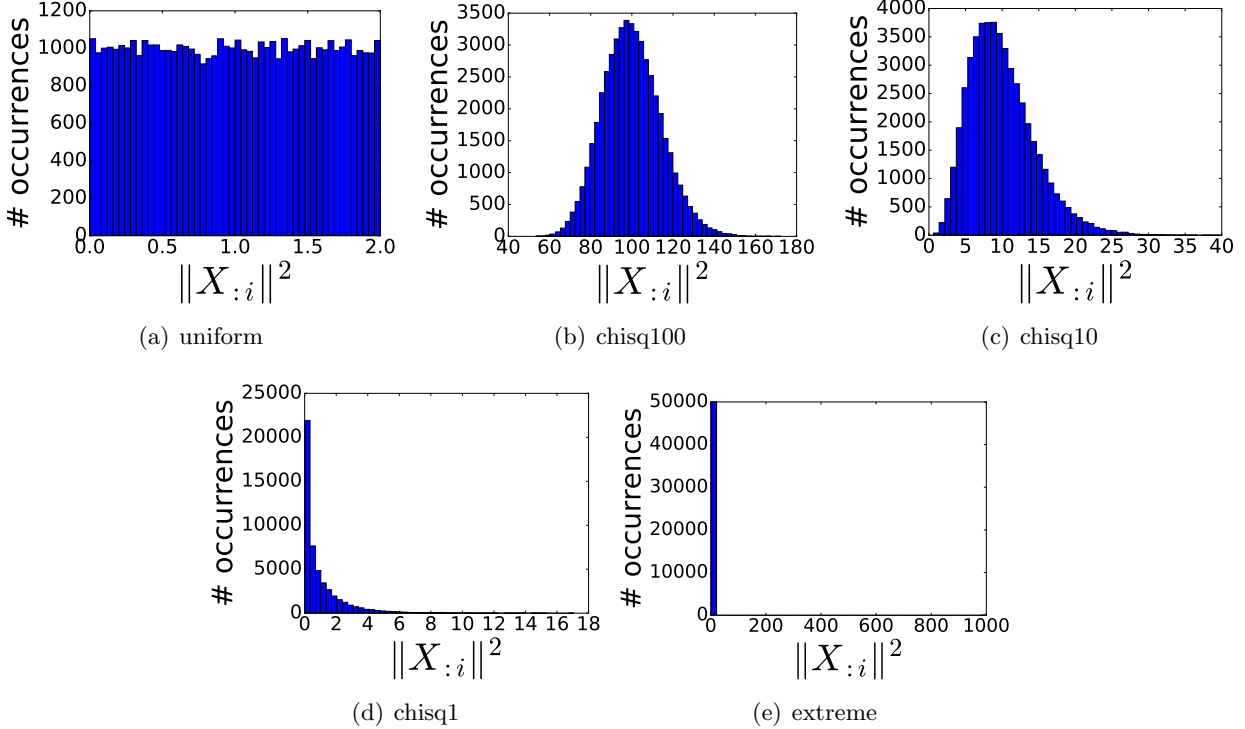


Figure 1: The distribution of $\|X_{:i}\|^2$ for synthetic data

Data	$\tau = 1$	$\tau = 2$	$\tau = 4$	$\tau = 8$	$\tau = 16$	$\tau = 32$
uniform	1.2 : 1.1	1.2 : 1.1	1.4 : 1.2	1.5 : 1.2	1.7 : 1.3	1.8 : 1.3
chisq100	1.5 : 1.3	1.6 : 1.4	1.6 : 1.5	1.7 : 1.5	1.7 : 1.6	1.7 : 1.6
chisq10	1.9 : 1.3	2.2 : 1.6	2.7 : 2.1	3.1 : 2.3	3.5 : 2.5	3.6 : 2.7
chisq1	1.9 : 1.3	2.6 : 1.8	3.7 : 2.3	5.6 : 2.9	7.9 : 3.2	10 : 3.9
extreme	8.8 : 5.0	15 : 7.8	27 : 12	50 : 16	91 : 21	154 : 28

Table 3: The **theoretical : empirical** ratios $\theta^{(\tau\text{-imp})}/\theta^{(\tau\text{-nice})}$. Artificial data with $\omega' = 0.8$ (dense)

7.2 Real data

We used several publicly available datasets², summarized in Table 4. Experimental results are in Figure 7.3. The theoretical and empirical speedup table for these datasets can be found in Table 5.

7.3 Conclusion

In all experiments, τ -importance sampling performs significantly better than τ -nice sampling. The theoretical speedup factor computed by $\theta^{(\tau\text{-imp})}/\theta^{(\tau\text{-nice})}$ provides an excellent estimate of the actual speedup. We can observe that on denser data the speedup is higher than on sparse data. This matches the theoretical intuition for v_i for both samplings. As we observed for artificial data, for extreme datasets the speedup can be arbitrary large, even several orders of magnitude. *A rule of*

²<https://www.csie.ntu.edu.tw/~cjlin/libsvmtools/datasets/>

Dataset	#samples	#features	sparsity	σ
ijcnn1	35,000	23	60.1%	2.04
protein	17,766	358	29.1%	1.82
w8a	49,749	301	4.2%	9.09
url	2,396,130	3,231,962	0.04 %	4.83
aloi	108,000	129	24.6%	26.01

Table 4: Summary of real data sets (σ = predicted speedup).

Data	$\tau = 1$	$\tau = 2$	$\tau = 4$	$\tau = 8$	$\tau = 16$	$\tau = 32$
ijcnn1	1.2 : 1.1	1.4 : 1.1	1.6 : 1.3	1.9 : 1.6	2.2 : 1.6	2.3 : 1.8
protein	1.3 : 1.2	1.4 : 1.2	1.5 : 1.4	1.7 : 1.4	1.8 : 1.5	1.9 : 1.5
w8a	2.8 : 2.0	2.9 : 1.9	2.9 : 1.9	3.0 : 1.9	3.0 : 1.8	3.0 : 1.8
url	3.0 : 2.3	2.6 : 2.1	2.0 : 1.8	1.7 : 1.6	1.8 : 1.6	1.8 : 1.7
aloi	13 : 7.8	12 : 8.0	11 : 7.7	9.9 : 7.4	9.3 : 7.0	8.8 : 6.7

Table 5: The **theoretical** : **empirical** ratios $\theta^{(\tau\text{-imp})}/\theta^{(\tau\text{-nice})}$.

thumb: if one has data with large σ , practical speedup from using importance minibatch sampling will likely be dramatic.

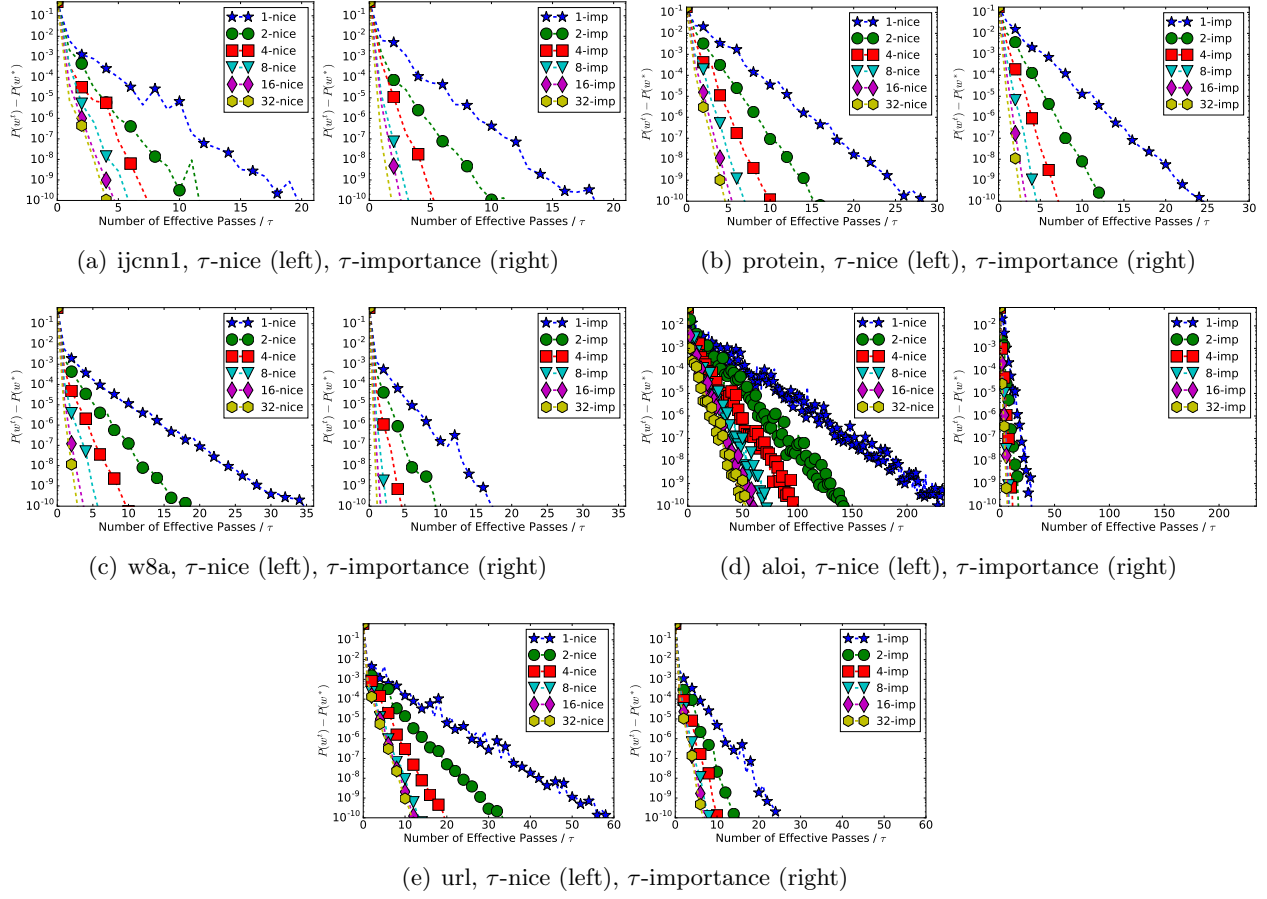


Figure 2: Real Datasets from Table 4

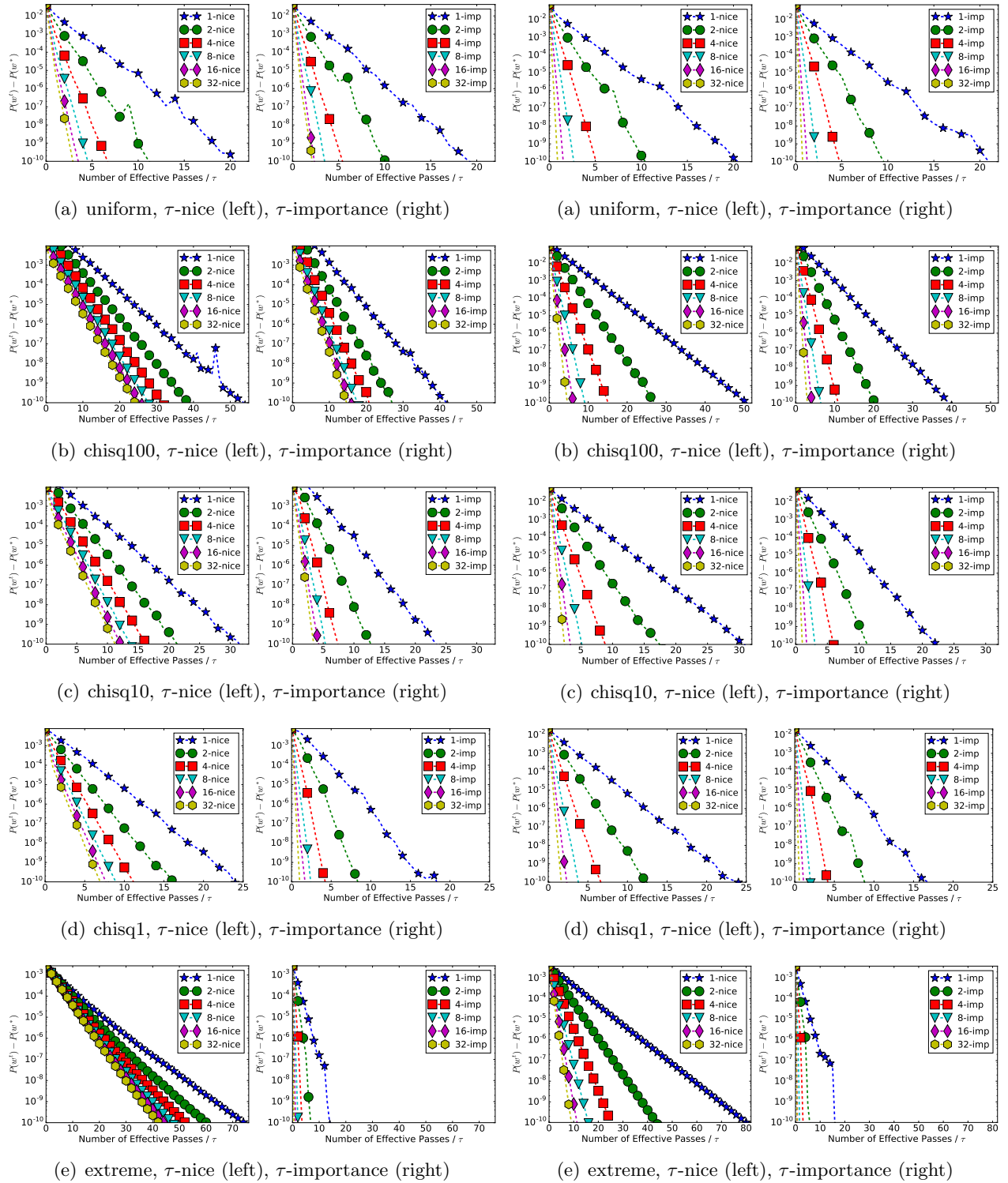


Figure 3: Artificial datasets from Table 1 with $\omega = 0.8$ Figure 4: Artificial datasets from Table 1 with $\omega = 0.1$

8 Proof of Theorem 3

8.1 Three lemmas

We first establish three lemmas, and then proceed with the proof of the main theorem. With each sampling \hat{S} we associate an $n \times n$ “probability matrix” defined as follows: $\mathbf{P}_{ij}(\hat{S}) = \mathbf{Prob}(i \in \hat{S}, j \in \hat{S})$. Our first lemma characterizes the probability matrix of the bucket sampling.

Lemma 4. *If \hat{S} is a bucket sampling, then*

$$\mathbf{P}(\hat{S}) = pp^\top \circ (\mathbf{E} - \mathbf{B}) + \text{Diag}(p), \quad (16)$$

where $\mathbf{E} \in \mathbb{R}^{n \times n}$ is the matrix of all ones,

$$\mathbf{B} := \sum_{l=1}^{\tau} \mathbf{P}(B_l), \quad (17)$$

and \circ denotes the Hadamard (elementwise) product of matrices. Note that \mathbf{B} is the 0-1 matrix given by $\mathbf{B}_{ij} = 1$ if and only if i, j belong to the same bucket B_l for some l .

Proof. Let $\mathbf{P} = \mathbf{P}(\hat{S})$. By definition

$$\mathbf{P}_{ij} = \begin{cases} p_i & i = j \\ p_i p_j & i \in B_l, j \in B_k, l \neq k \\ 0 & \text{otherwise.} \end{cases}$$

It only remains to compare this to (16). □

Lemma 5. *Let J be a nonempty subset of $[n]$, let \mathbf{B} be as in Lemma 4 and put $\omega'_J := |\{l : J \cap B_l \neq \emptyset\}|$. Then*

$$\mathbf{P}(J) \circ \mathbf{B} \succeq \frac{1}{\omega'_J} \mathbf{P}(J). \quad (18)$$

Proof. For any $h \in \mathbb{R}^n$, we have

$$h^\top \mathbf{P}(J) h = \left(\sum_{i \in J} h_i \right)^2 = \left(\sum_{l=1}^{\tau} \sum_{i \in J \cap B_l} h_i \right)^2 \leq \omega'_J \sum_{l=1}^{\tau} \left(\sum_{i \in J \cap B_l} h_i \right)^2 = \omega'_J \sum_{l=1}^{\tau} h^\top \mathbf{P}(J \cap B_l) h,$$

where we used the Cauchy-Schwarz inequality. Using this, we obtain

$$\mathbf{P}(J) \circ \mathbf{B} \stackrel{(17)}{=} \mathbf{P}(J) \circ \sum_{l=1}^{\tau} \mathbf{P}(B_l) = \sum_{l=1}^{\tau} \mathbf{P}(J) \circ \mathbf{P}(B_l) = \sum_{l=1}^{\tau} \mathbf{P}(J \cap B_l) \stackrel{(8.1)}{\succeq} \frac{1}{\omega'_J} \mathbf{P}(J).$$

□

Lemma 6. *Let J be any nonempty subset of $[n]$ and \hat{S} be a bucket sampling. Then*

$$\mathbf{P}(J) \circ pp^\top \preceq \left(\sum_{i \in J} p_i \right) \text{Diag}(\mathbf{P}(J \cap \hat{S})). \quad (19)$$

Proof. Choose any $h \in \mathbb{R}^n$ and note that

$$h^\top (\mathbf{P}(J) \circ pp^\top) h = \left(\sum_{i \in J} p_i h_i \right)^2 = \left(\sum_{i \in J} x_i y_i \right)^2,$$

where $x_i = \sqrt{p_i} h_i$ and $y_i = \sqrt{p_i}$. It remains to apply the Cauchy-Schwarz inequality:

$$\sum_{i \in J} x_i y_i \leq \sum_{i \in J} x_i^2 \sum_{i \in J} y_i^2$$

and notice that the i -th element on the diagonal of $\mathbf{P}(J \cap \hat{S})$ is p_i for $i \in J$ and 0 for $i \notin J$ □

8.2 Proof of Theorem 3

By Theorem 5.2 in [22], we know that inequality (2) holds for parameters $\{v_i\}$ set to

$$v_i = \sum_{j=1}^d \lambda'(\mathbf{P}(J_j \cap \hat{S})) \mathbf{X}_{ji}^2,$$

where $\lambda'(\mathbf{M})$ is the largest normalized eigenvalue of symmetric matrix \mathbf{M} defined as

$$\lambda'(\mathbf{M}) := \max_h \left\{ h^\top \mathbf{M} h : h^\top \text{Diag}(\mathbf{M}) h \leq 1 \right\}.$$

Furthermore,

$$\begin{aligned} \mathbf{P}(J_j \cap \hat{S}) &= \mathbf{P}(J_j) \circ \mathbf{P}(\hat{S}) \\ &\stackrel{(16)}{=} \mathbf{P}(J_j) \circ pp^\top - \mathbf{P}(J_j) \circ pp^\top \circ \mathbf{B} + \mathbf{P}(J_j) \circ \text{Diag}(p) \\ &\stackrel{(18)}{\preceq} \left(1 - \frac{1}{\omega'_j} \right) \mathbf{P}(J_j) \circ pp^\top + \mathbf{P}(J_j) \circ \text{Diag}(p) \\ &\stackrel{(19)}{\preceq} \left(1 - \frac{1}{\omega'_j} \right) \delta_j \text{Diag}(\mathbf{P}(J_j \cap \hat{S})) + \text{Diag}(\mathbf{P}(J_j \cap \hat{S})), \end{aligned}$$

whence $\lambda'(\mathbf{P}(J_j \cap \hat{S})) \leq 1 + (1 - 1/\omega'_j) \delta_j$, which concludes the proof.

References

- [1] Léon Bottou. Large-scale machine learning with stochastic gradient descent. In *Proceedings of COMPSTAT'2010*, pages 177–186. Springer, 2010.
- [2] Dominik Csiba and Peter Richtárik. Primal method for ERM with flexible mini-batching schemes and non-convex losses. *arXiv:1506.02227*, 2015.
- [3] Dominik Csiba, Zheng Qu, and Peter Richtárik. Stochastic dual coordinate ascent with adaptive probabilities. ICML, 2015.
- [4] Aaron Defazio, Francis Bach, and Simon Lacoste-Julien. Saga: A fast incremental gradient method with support for non-strongly convex composite objectives. In *NIPS 27*, pages 1646–1654, 2014.
- [5] Olivier Fercoq and Peter Richtárik. Accelerated, parallel, and proximal coordinate descent. *SIAM Journal on Optimization*, 25(4):1997–2023, 2015.
- [6] Olivier Fercoq, Zheng Qu, Peter Richtárik, and Martin Takáč. Fast distributed coordinate descent for minimizing non-strongly convex losses. *IEEE International Workshop on Machine Learning for Signal Processing*, 2014.
- [7] Michael P Friedlander and Mark Schmidt. Hybrid deterministic-stochastic methods for data fitting. *SIAM Journal on Scientific Computing*, 34(3):A1380–A1405, 2012.
- [8] Geoffrey E Hinton. Learning multiple layers of representation. *Trends in cognitive sciences*, 11(10):428–434, 2007.
- [9] Guang-Bin Huang, Hongming Zhou, Xiaojian Ding, and Rui Zhang. Extreme learning machine for regression and multiclass classification. *Systems, Man, and Cybernetics, Part B: Cybernetics, IEEE Transactions on*, 42(2):513–529, 2012.
- [10] Rie Johnson and Tong Zhang. Accelerating stochastic gradient descent using predictive variance reduction. In *NIPS 26*, 2013.
- [11] Jakub Konečný and Peter Richtárik. S2GD: Semi-stochastic gradient descent methods. *arXiv:1312.1666*, 2013.
- [12] Jakub Konečný, Zheng Qu, and Peter Richtárik. Semi-stochastic coordinate descent. *arXiv:1412.6293*, 2014.
- [13] Jakub Konečný, Jie Lu, Peter Richtárik, and Martin Takáč. mS2GD: Mini-batch semi-stochastic gradient descent in the proximal setting. *to appear in IEEE Journal of Selected Topics in Signal Processing*, 2015.
- [14] Alex Krizhevsky, Ilya Sutskever, and Geoffrey E Hinton. Imagenet classification with deep convolutional neural networks. In *NIPS 25*, pages 1097–1105, 2012.
- [15] Qihang Lin, Zhaosong Lu, and Lin Xiao. An accelerated proximal coordinate gradient method and its application to regularized empirical risk minimization. *arXiv:1407.1296*, 2014.

- [16] Ji Liu and Stephen J Wright. Asynchronous stochastic coordinate descent: Parallelism and convergence properties. *SIAM Journal on Optimization*, 25(1):351–376, 2015.
- [17] Julien Mairal. Incremental majorization-minimization optimization with application to large-scale machine learning. *SIAM Journal on Optimization*, 25(2):829–855, 2015.
- [18] Ion Necoara and Andrei Patrascu. A random coordinate descent algorithm for optimization problems with composite objective function and linear coupled constraints. *Computational Optimization and Applications*, 57:307–337, 2014.
- [19] Deanna Needell, Rachel Ward, and Nati Srebro. Stochastic gradient descent, weighted sampling, and the randomized kaczmarz algorithm. In *NIPS 27*, pages 1017–1025, 2014.
- [20] Yurii Nesterov. Efficiency of coordinate descent methods on huge-scale optimization problems. *SIAM Journal on Optimization*, 22(2):341–362, 2012.
- [21] Zheng Qu and Peter Richtárik. Coordinate descent methods with arbitrary sampling I: Algorithms and complexity. *arXiv:1412.8060*, 2014.
- [22] Zheng Qu and Peter Richtárik. Coordinate descent with arbitrary sampling II: Expected separable overapproximation. *arXiv:1412.8063*, 2014.
- [23] Zheng Qu, Peter Richtárik, and Tong Zhang. Quartz: Randomized dual coordinate ascent with arbitrary sampling. In *NIPS 28*, pages 865–873. 2015.
- [24] Peter Richtárik and Martin Takáč. On optimal probabilities in stochastic coordinate descent methods. *Optimization Letters*, pages 1–11, 2015.
- [25] Peter Richtárik and Martin Takáč. Distributed coordinate descent method for learning with big data. *to appear in JMLR*, 2016.
- [26] Peter Richtárik and Martin Takáč. Iteration complexity of randomized block-coordinate descent methods for minimizing a composite function. *Mathematical Programming*, 144(2):1–38, 2014.
- [27] Peter Richtárik and Martin Takáč. Parallel coordinate descent methods for big data optimization. *Mathematical Programming*, pages 1–52, 2015.
- [28] Herbert Robbins and Sutton Monro. A stochastic approximation method. *Ann. Math. Statist.*, 22(3):400–407, 1951.
- [29] Mark Schmidt, Nicolas Le Roux, and Francis Bach. Minimizing finite sums with the stochastic average gradient. *arXiv:1309.2388*, 2013.
- [30] Shai Shalev-Shwartz. SDCA without duality. *arXiv:1502.06177*, 2015.
- [31] Shai Shalev-Shwartz and Ambuj Tewari. Stochastic methods for ℓ_1 -regularized loss minimization. *JMLR*, 12:1865–1892, 2011.
- [32] Shai Shalev-Shwartz and Tong Zhang. Proximal stochastic dual coordinate ascent. *arXiv:1211.2717*, 2012.

- [33] Shai Shalev-Shwartz and Tong Zhang. Accelerated mini-batch stochastic dual coordinate ascent. In *NIPS 26*, pages 378–385. 2013.
- [34] Shai Shalev-Shwartz and Tong Zhang. Stochastic dual coordinate ascent methods for regularized loss. *JMLR*, 14(1):567–599, 2013.
- [35] Shai Shalev-Shwartz, Yoram Singer, Nathan Srebro, and Andrew Cotter. Pegasos: Primal estimated sub-gradient solver for svm. *Mathematical programming*, 127(1):3–30, 2011.
- [36] Martin Takáč, Avleen Singh Bijral, Peter Richtárik, and Nathan Srebro. Mini-batch primal and dual methods for SVMs. *arXiv:1303.2314*, 2013.
- [37] Lin Xiao and Tong Zhang. A proximal stochastic gradient method with progressive variance reduction. *SIAM Journal on Optimization*, 24(4):2057–2075, 2014.
- [38] Tong Zhang. Solving large scale linear prediction problems using stochastic gradient descent algorithms. ICML, 2004.
- [39] Yuchen Zhang and Lin Xiao. Stochastic primal-dual coordinate method for regularized empirical risk minimization. ICML, 2015.
- [40] Peilin Zhao and Tong Zhang. Stochastic optimization with importance sampling. ICML, 2015.