

# Cooperative Hierarchical Caching in 5G Cloud Radio Access Networks (C-RANs)

Tuyen X. Tran, *Student Member, IEEE*, Abolfazl Hajisami, *Student Member, IEEE*, and Dario Pompili, *Senior Member, IEEE*

## Abstract

Over the last few years, Cloud Radio Access Network (C-RAN) has arisen as a transformative architecture for 5G cellular networks that brings the flexibility and agility of cloud computing to wireless communications. At the same time, content caching in wireless networks has become an essential solution to lower the content-access latency and backhaul traffic loading, which translate into user Quality of Experience (QoE) improvement and network cost reduction. In this article, a novel Cooperative Hierarchical Caching (CHC) framework in C-RAN is introduced where contents are jointly cached at the BaseBand Unit (BBU) and at the Radio Remote Heads (RRHs). Unlike in traditional approaches, the cache at the BBU, *cloud cache*, presents a new layer in the cache hierarchy, bridging the latency/capacity gap between the traditional edge-based and core-based caching schemes. Trace-driven simulations reveal that CHC yields up to 80% improvement in cache hit ratio, 21% decrease in average content-access latency, and 20% reduction in backhaul traffic load compared to the edge-only caching scheme with the same total cache capacity. Before closing the article, several challenges and promising opportunities for deploying content caching in C-RAN are highlighted towards a content-centric mobile wireless network.

## Index Terms

Cloud Radio Access Networks, Hierarchical Caching, Cooperative Caching, Content-centric Networks, 5G.

## I. INTRODUCTION

Over the last few years, the proliferation of personal mobile devices such as smartphones and tablets, along with the plethora of Over-The-Top (OTT) multimedia content providers (YouTube, Netflix, Amazon, etc.) has resulted in an exponential growth in capacity demand in mobile

wireless systems [1]. Moreover, the future video encoding and playback advances, including 3D, very high quality encoding, 4K resolution, and multi-angle, will further increase the capacity requirements. The demand in wireless networks has shifted from traditional connection-centric communications, such as phone calls and text messages, to rich multimedia content-centric communications such as video streaming and content sharing. While several solutions have been proposed to improve network capacity such as small cells and massive MIMO, these approaches do not adapt to consumption peaks over time and are constrained by the limited spectrum resources. Therefore, in order to support massive traffic in an affordable way, improving network capacity alone is not sufficient and has to be accompanied with innovations at higher layers (e.g., network architecture, backhaul transportation and applications).

Recently, Cloud Radio Access Network (C-RAN) has been introduced as a clean-slate re-design of cellular network architecture that addresses the capacity and coverage issues, while reducing operational costs and improving network agility, flexibility, and scalability [2]. Using virtualization technologies such as Software-Defined Networking (SDN) and Network Function Virtualization (NFV), C-RAN shows also great potential in supporting autonomic network management (self-optimization, self-adaptation, and self configuration). In C-RAN, the computational functionalities are decoupled from the distributed Base Stations (BSs) and consolidated in a centralized processing center. A typical C-RAN, as shown in Fig. 1, is constituted of: (i) lightweight distributed Radio Remote Heads (RRHs) deployed at the cell sites, (ii) a central BaseBand Unit (BBU) hosted in a cloud datacenter, and (iii) high-bandwidth, low-latency fronthaul links connecting the RRHs to the BBU. The centralized nature of C-RAN along with virtualization technology enables dynamic management of resource allocation, collaborative communication, mobility, and interference cancellation. The cloud infrastructure at the BBU with strong computing resources and storage capacity now provides a central port for traffic offload and content management to handle the growing Internet traffic from mobile users. This directly translates into Capital Expenditure (CAPEX) and Operational Expenditure (OPEX) reduction as well as user QoE improvement.

At the same time, in today's mobile networks, caching and computing capabilities are already ubiquitous, both at the BSs and on the user devices themselves. It is therefore a fundamental question how to utilize effectively these existing capabilities in order to address the need for massive content distribution. One promising approach is to enable content caching within the

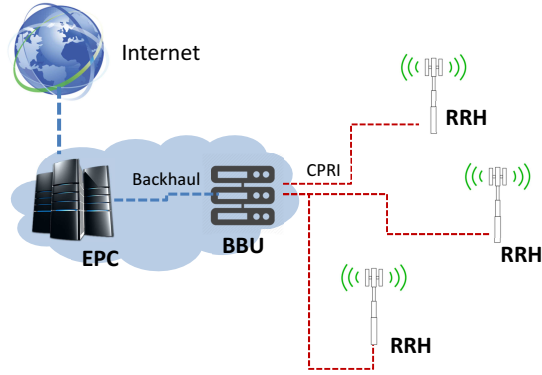


Fig. 1. C-RAN architecture with distributed RRHs connected to a common BBU via CPRI links.

wireless operators' networks, where popular contents are cached at the BSs at the edge of the RAN. Upon receiving a content request from a user, the BS can provide the content that has been cached rather than downloading it from the original server. The benefits of content caching in cellular network have been exploited recently, for example, in [3]–[5]. In particular, the authors in [3] propose to alleviate backhaul congestion via proactive caching at the small cell BSs, whereby files are proactively cached during off-peak hours based on file popularity and correlations among user and file patterns. In [4], the authors propose to utilize User Preference Profiles (UPPs) of active users in a cell to derive RAN-aware reactive and proactive video caching policies. In [5], the notion of femtocaching is introduced, in which the femtocell-like BSs are used to form a distributed caching network that assists the macro BS to handle requests of popular files that have been cached. The authors also consider the case in which each mobile user can access multiple caches, and present approximation algorithms to address the distributed cache assignment problem. In [6], the author also consider collaborative caching and introduce an online algorithm that does not require prior knowledge about the content popularities to address the problem of minimizing the total cost paid by content providers. From the physical-layer point of view, the authors of [7] propose to exploit a cache-enabled C-RAN to design a joint multicast beamforming and content-centric BS clustering strategy to minimize the transmission power and backhaul cost.

Implementing caching at the edge of the network offered significant backhaul traffic reduction, which translated to sizable cost savings in both backhaul and transport OPEX. However, the

aforementioned *edge-only* caching schemes expose two important drawbacks: (i) *high cache miss ratio due to limited cache size at the BSs (compared to the very large number of content files)* and (ii) *not account for user mobility from one cell to the other*. To compensate for the relative small cache size at the BSs, the authors in [8] consider caches both in the RAN edge and in the Evolved Packet Core (EPC). While it is possible to implement relatively large cache size at the EPC to improve the cache hit ratio, fetching content from EPC to the BSs still undertake considerable delay due to the involvement of multiple intermediate network components.

In this article, we leverage C-RAN architecture and propose a cooperative hierarchical caching (CHC) scheme. In particular, this scheme allocates relatively larger cache at the BBU (cloud cache), to supplement caches at the distributed RRHs (edge cache), while keeping total cache size in the network the same. The deployment of cloud cache and edge caches are complementary and are managed by the Central Cache Manager (CCM) implemented in the BBU cloud.

The remainder of this article is organized as follows: in Sect. II, we envision the new C-RAN architecture with distributed Core; in Sect. III, we introduce our proposed CHC strategy in C-RAN; in Sect. IV, we discuss open-research directions; finally, we draw our conclusions in Sect. V.

## II. SCALABLE C-RAN WITH DISTRIBUTED CORE

We envision here the essential evolutions in C-RAN to make it an enabling architecture and support the key features in 5G cellular networks, namely ultra-high radio speed, ultra-low latency, massive connectivity, and content distribution.

**New Functional Splitting and Fronthaul Interface:** In C-RAN, all the RRHs are connected to the BBU via the fronthaul links using Common Public Radio Interface (CPRI), which is more widely adopted in the industry than Open Base Station Architecture Initiative (OBSAI). To realize high-speed CPRI links, the common solution is to use dark fiber resources, i.e., direct fiber connections, which are very limited and expensive. For example, in a TD-LTE system with 20 MHz bandwidth and 2 antennae (2 Tx, 2 Rx) on each RRH, the CPRI data rate between the BBU and one RRH for each TD-LTE carrier transmission is as high as 2.45 Gbps [9]. When considering a network with two bands and three RRHs (3-sector) on each cell site, the required fronthaul capacity is 14.7 Gbps. Suppose that each RRH uses one fiber link, then each cell site would require six fiber links, which can be very costly and difficult to achieve for most

operators due to limited fiber resources. In addition, it usually takes long time to install fiber and in some locations it is not possible to install it at all. Once Massive MIMO is deployed, fronthaul capacity between BBU and each RRHs needs to be dramatically increased. Moreover, as new Radio Access Technologies (RATs) are introduced, the bandwidth will extend from 20 to beyond 100 and 400 MHz, and so on, eventually requiring tens or hundreds of Gbps of CPRI capacity per an RRH.

The C-RAN fronthaul architecture of today with the maximum transmission capacity per fronthaul link of 10 Gbps will no longer be able to handle such humongous capacity requirement in the 5G era. To overcome this issue, various solutions have been proposed, including new compression techniques, new transport modes for fronthaul transmission such as Wavelength-Division Multiplexing (WDM) and microwave transmission [10]. While these techniques help reduce fiber consumption, a multi-fold reduction would require an architectural solution. Such transformative solution would re-define the functions of BBU and RRH, differently from the current definition (i.e., pulling PHY, at least, down to RRH, thereby significantly reducing transmission capacity), and change the interface between BBU and RRH from Circuit fronthaul (CPRI) to Packet fronthaul (Ethernet). To make these changes, many functional split options have been proposed, each offering trade-offs such as reduced fronthaul capacity and delay requirement. Figure 2 illustrates the functional split between BBU and RRH as originally proposed in 4G C-RAN and the new options in 5G C-RAN.

**Distributed Core:** In the 5G era, radio IP capacity will become as large as 20 Gbps per sector and ultra-large content traffic—e.g., UHD video streaming, Augmented Reality (AR), Virtual Reality (VR)—will travel across the faster radio network. All mobile communication traffic has to travel via packet core network, i.e., packet gateway (PGW). Today, most countries have only a few sites with PGWs across their nations. If this current architecture is kept, massive backhaul between the BBU pools located across the country and packet core in a few centralized sites becomes inevitable, and substantial backhaul investment has to be made as well. For instance, say there are 10,000 5G cell sites nationwide, each with 3 sectors; backhaul capacity required is 600 Tbps ( $20 \text{ Gbps/sector} \times 3\text{-sector} \times 10,000 \text{ sites}$ ). Obviously, 5G core in centralized sites should have ultra high processing capacity as well. Because of the foregoing circumstances, it is highly desirable to have 5G solutions that involve distribution of 5G core nodes close to cell sites. In such way, content servers (or caching servers) can be placed on the rack right next to

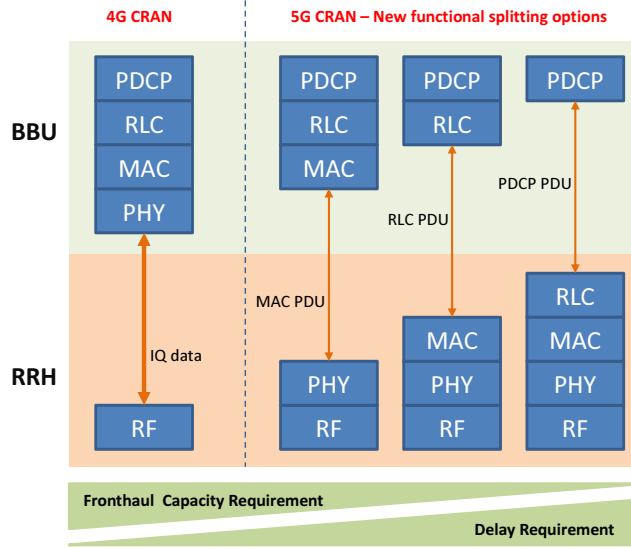


Fig. 2. Functional split between BBU and RRH in 4G and 5G C-RANs. Shifting more functionalities to the RRH decreases capacity requirement and increases delay requirement on the fronthaul links.

the distributed 5G core. This can help reduce significantly backhaul traffic by having mobile devices download content directly from the content server without having to pass the backhaul to each 5G core. In this scenario, 5G Core (Data Plane), BBU, and applications will run on virtualized servers at the local C-RAN sites.

Many agree that massive Internet of Things (IoTs) and mission-critical IoTs are the biggest difference between 4G and 5G in terms of supported applications, where the latter (requiring ultra-reliable and low-latency communications) include services such as remote controlled machine and autonomous driving. These types of ultra-real-time services require radio latency of less than 1 ms and end-to-end (e2e) latency of less than a few ms. The best way to achieve minimal e2e latency in terms of network architecture would be to eliminate backhaul delay by distribution of 5G core closest to mobile devices, and placing application servers right next to the BBU.

### III. COOPERATIVE HIERARCHICAL CACHING IN C-RAN

In this section, we investigate the problem of cache placement in C-RAN aiming at minimizing the average content access delay of all users, and at the same time reducing backhaul traffic loading. We consider a C-RAN that consists of  $R$  RRHs distributed in  $R$  corresponding cells, and

a set of  $U$  active users. The collection of files available for downloads is  $\mathcal{F} = \{f_1, f_2, \dots, f_F\}$ . It is assumed that the popularities ranking of the files,  $\mathcal{P} = \{p_1, p_2, \dots, p_F\}$ , are known *a priori*. While predicting content popularity is a challenging task in terms of accuracy and scalability, the recent advances in machine learning and data mining techniques have made significant progress on achieving this goal. Such techniques could involve analyzing data from popular web sites, newspapers, and social networks in order to determine—around a specific RRH—what kind of content people like and search for, and what is the consumer’s profile of these people. We envision to equip each RRH with a cache (data storage unit)  $\mathcal{C}_r$  with capacity  $M_r$  [TB], while we assume that the BBU cloud has a larger cache with capacity  $M_c$  [TB]. Given that the storage capacity in each cache is limited, it is imperative to design an effective caching strategy that decides when, where, and what to store in each cache, so as to optimize the QoE of all users.

In current 4G cellular network, the eNodeBs are inter-connected via the X2 interface, which is designed for exchanging control information or user’s data buffer during handover; while this X2 interface is available for limited data transfer, it cannot be exploited for inter-cache data transfer and hence the eNodeBs cannot share their cache contents directly. In contrast, the RRHs in C-RAN are all connected to the common BBU via high-bandwidth, low-latency CPRI links for user data transportation. This allows each RRH to retrieve cache contents from the neighboring RRHs via a “U-turn” (RRH-BBU-RRH) using fronthaul links. Note that retrieving cache data from neighboring RRHs is more latency- and cost-effective than fetching content from the original remote server via the backhaul network [6], [8], [11]. In this article, our proposed CHC strategy will fully exploit the extra degrees of cooperation brought by C-RAN to pool the resources and increase cache hit ratio, reducing outbound requests to the higher-level network elements.

In the proposed system, we consider that there is a CCM implemented at the BBU cloud to monitor all the requests generated from users within the local C-RAN, which is responsible to make cache placement decision. In addition, leveraging the powerful processing capability at the BBU cloud, we can implement sophisticated learning and prediction algorithms to estimate the content popularity information  $\mathcal{P}$ . While the actual content files are physically stored in the separated caches, a global indexing table can be maintained by the CCM to facilitate content lookup and cache management. When a user  $u$  in cell  $k$  makes a request for some file  $f$  already stored in the edge cache at RRH  $k$ , it can directly download  $f$  from RRH  $k$  without incurring

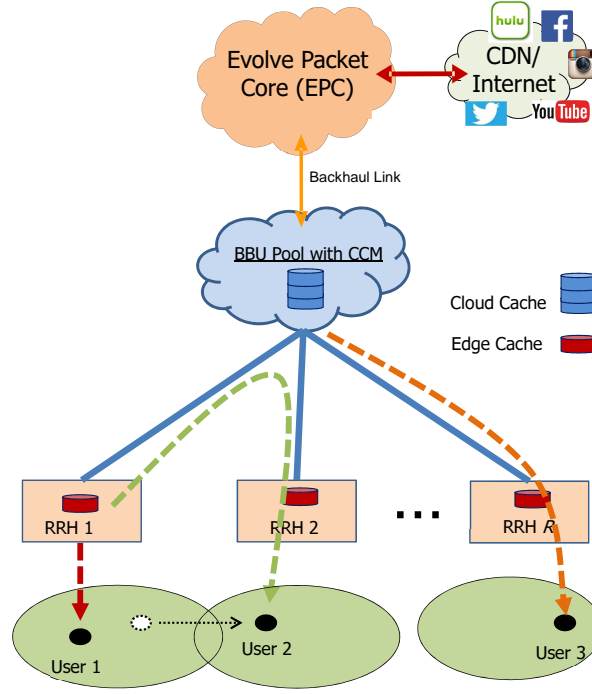


Fig. 3. Abstraction of cooperative hierarchical caching system in C-RAN.

fronthaul traffic. If the requested file  $f$  is not stored in the local edge cache, the request is forwarded to the CCM in the BBU cloud, which will search for  $f$  in the cloud cache and in all the neighboring edge caches. If CCM cannot locate the requested file, it will direct the request to the original content server in the remote Content Distribution Network (CDN), incurring traffic in the backhaul links. In Fig. 3, we illustrate the abstraction of CHC system in C-RAN with an example where: a request from user 1 (in cell 1) and from user 2 (moved from cell 1 to cell 2) are retrieved from RRH 1's cache; and a request from user 3 in cell R is retrieved from cloud cache.

In the following, we introduce the cost model to characterize the cache management strategy. While the costs associated with access delay and bandwidth consumption are often proportional and interchangeable, we will focus on the cost model for content access delay (as considered in [5] and [8]), which directly translated into user's QoE. Let  $d_r$  denote the delay cost of transferring a file from BBU to RRH  $r$ , which we assume to be the same as the cost of retrieving that file from RRH  $r$  in the uplink to the BBU. Let  $d_0$  denote the delay cost incurred when a user in cell  $r$  downloads a file from the original server in the CDN. Furthermore, we assume the cost



of transferring a file from cache of RRH  $k$  to RRH  $r$  is  $d_{rk}$ . In practice,  $d_0$  is usually many-fold higher than  $d_r$  and  $d_{rk}$  [8], [11]. We consider that the associated cost of a user downloading a file directly from the local cache of its serving RRH to be zero. The average delay cost of user  $u$  in cell  $r$  can be expressed as,

$$\bar{D}_u = \sum_{i=1}^F p_i \left( x_{ir}^0 d_r + \sum_{k=1, k \neq r}^R x_{ir}^k d_{rk} + x_{ir}^{R+1} d_0 \right), \quad (1)$$

where  $x_{ir}^k = 1$  if request for file  $f_i$  from user  $u$  is retrieved from cache  $\mathcal{C}_r$  and  $x_{ir}^k = 0$  otherwise ( $k = 0, 1, \dots, R$ ), and  $x_{ir}^{R+1}$  indicates whether such request is retrieved from the CDN. The optimal cache placement algorithm can be obtained by solving the optimization problem that minimizes the total average delay of all users in the network,  $\sum_{u=1}^U \bar{D}_u$ , subject to the set of cache capacity constraints. In general, the cache placement problem is NP-complete, which is impractical to implement due to the high-complexity solution. To overcome this drawback, we reformulate such problem in the form of maximizing a monotone sub-modular function over a matroid constraint and apply a greed strategy that achieves the objective function of at least  $\frac{1}{2}$  the optimal value [12]. The proposed greedy CHC algorithm starts with an empty cache set and incrementally builds a placement solution. In each iteration, it adds a new file with the highest value to the cache placement set, until all the caches are full. When a user requests for a *new file* that is not present in the caches, it will download this file from the remote content server. Once all the caches are full already, the CCM will decide to replace this new file with existing files only if such replacement improves the value of the objective function. This approach ensures that the cached files have the highest marginal value.

**Performance Evaluation:** We carry out trace-driven simulations to evaluate the performance of the aforementioned CHC strategy in terms of cache hit ratio, average latency, and backhaul traffic load. We use the YouTube request trace data collected on the U. of Massachusetts' Amherst campus during the day 03/12/2008 [13]. The video popularities are extracted from the trace and are used as the input for the greedy CHC algorithm. Based on the video request data, we simulated a C-RAN system with each cell having one RRH and mobile users are uniformly distributed in the cells. The e2e latency of video delivery from the CDN to BBU cloud and from BBU cloud to RRH are assigned to be 80 and 20 ms, respectively. We assume that the backhaul and fronthaul link capacity as well as radio resources in the access network are sufficiently provisioned to handle all the generated traffic requests. We allocate the cache capacity in the

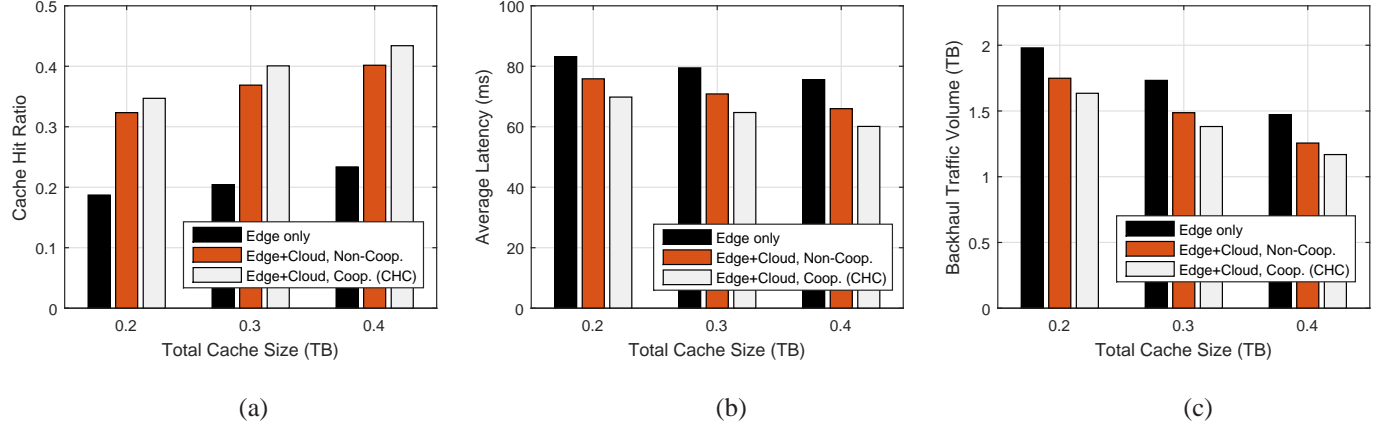


Fig. 4. Performance of different caching strategies in a C-RAN are evaluated over different metrics as function of total cache size: (a) cache hit ratio, (b) average latency, (c) backhaul traffic load.

BBU cloud to be four times larger than cache capacity in each RRH, i.e.,  $M_0 = 4M_r$ , while keeping the total cache capacity in the network the same for all considered scenarios. The backhaul traffic volume is calculated as the amount of traffic downloading from the CDN due to cache misses. The trace-driven simulation parameters are summarized in Table I.

TABLE I  
TRACE-DRIVEN SIMULATION PARAMETERS

Description	Value
Number of Cells	4
Number of Users	19,777
User Distribution	Uniform
Number of Videos	77,414
Video Size	20 MB
Number of Request	122,280
BBU-RRH Latency	20 ms
CDN-BBU Latency	80 ms

**Impact of caching architecture:** We compare the performance of three caching architectures.

- *Edge only*: popular files are cached at the RRHs only. If the requested file from a mobile user is found in its home RRH's cache, the file will be download immediately from the cache; otherwise, it will be fetched from the CDN.
- *Edge+Cloud, Non-Coop.*: a hierarchical caching strategy where the BBU cloud and the RRHs make caching decision independently. A file request resulting in a cache miss in the RRH will be searched in the BBU cloud's cache and finally goes out to the CDN.
- *Edge+Cloud, Coop. (CHC)*: our proposed cooperative hierarchical caching strategy.

From Figs. 4(a-c), we see that for the same total cache capacity, allocating caches at both the BBU cloud and RRHs provides significant performance improvement compared to allocating caches at the RRH only. For example, the performance gains of CHC scheme over the *Edge only* scheme when the total cache size is 0.4 TB are approximately 80% improvement in cache hit ratio, 21% decrease in average e2e latency, and 20% reduction in backhaul traffic load. In addition, the performance is further improved by cooperating the RRH's caches, which are characterized by the gains of CHC scheme over the *Non-Coop.* scheme.

**Impact of cache replacement policy:** To evaluate the impact of different caching policies in C-RAN, we compare the proposed CHC strategy with three baselines: (i) MPC-Ex: the Most Popular Caching scheme where each cache independently stores the most popular files and the files that are stored in the edge caches are excluded from the cloud cache [14]; (ii) FemtoX: an extension of the FemtoCaching scheme [5] to C-RAN; and (iii) LRU: the Least Recently Used cache replacement algorithm [15]. From Figs. 5(a-c), we can see that the CHC scheme significantly outperforms the baselines in terms of cache hit ratio improvement as well as average latency and backhaul traffic loading reduction.

#### IV. OPEN RESEARCH DIRECTIONS

In this section, we highlight several promising approaches to further exploit the benefits of content caching in C-RAN as we move towards a content-centric network.

**On-device caching:** With mobile devices now hosting multi gigabytes of main storage, the idea of buffering multiple videos on these devices is becoming more relevant. The first interesting problem will be the predictive part, i.e., how does that work? how does the system know what a user might want to watch? The prediction involves interrogating user preference and content-recommendation engines so that the personalized video content can be *pre-position* to the mobile

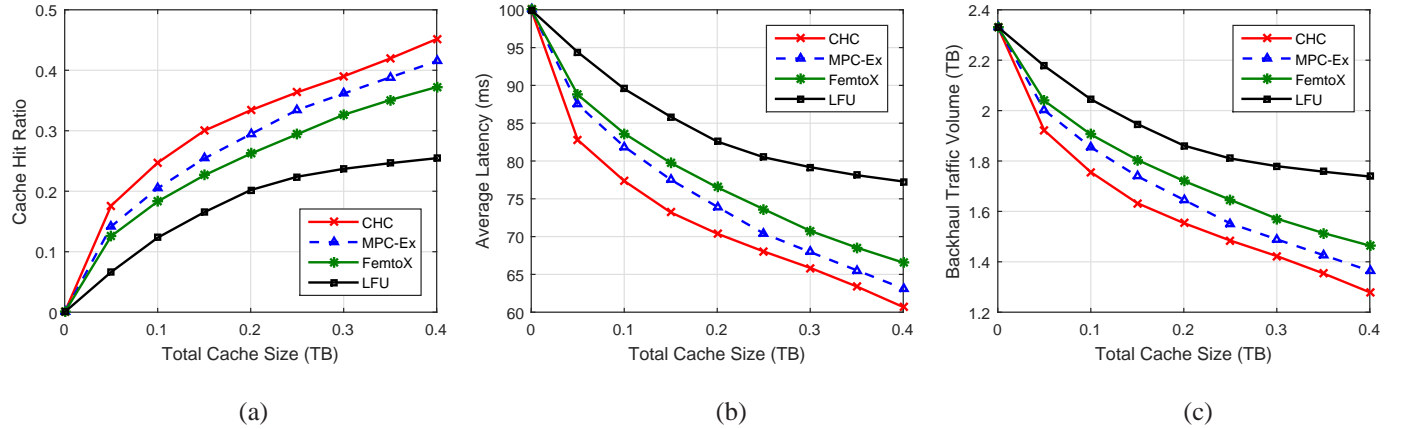


Fig. 5. Performance of *cooperative hierarchical caching* in Cloud-RAN with different cache replacement algorithms.

devices. This mechanism may work as a personalized catch-up TV service, falling between “video on demand” and “broadcast channel.” On the other hand, once on-device caches and the underlying device-to-device (D2D) communications become popular, it is imperative to exploit the possible opportunistic coordination among these caches. In particular, the CCM in the BBU pool can explore the social relationships and ties among users to identify *influential* users using the social graph. When a given user requests a file, the CCM determines whether one of the influential users has the requested file and, if so, direct the influential user to transfer the file to the requesting user via D2D. While this approach benefits the network and the requesting users, it is quite challenging, e.g., how to design an effective incentive model to attract users having caches to form the coalition is an open research problem.

**Collaboration of OTT and network operator:** To improve revenue per subscriber, OTT content providers want to expand their subscriber base and provide high-quality video service. This, in turn, increases the video traffic prompting the content provider to pay more for CDN services. By positioning the caching servers in C-RAN, network operators can deliver high-quality video contents to users by utilizing idle bandwidth of the fronthaul links without increasing load on the backbone network, securing a new revenue model (caching fee) without additional investment in their IP networks. At the same time, OTT providers can provide high quality service at a lower cost than using the 3rd party CDN through the caching server in the operator networks. This helps expand their subscriber base and enhance customer QoE. A new business model will

play a key role to achieve a win-win game between OTT providers and network operator on the share of caching resources.

**Cross-layer design:** To leverage the extra degrees of cooperation in C-RAN, many advanced cooperation techniques involving user scheduling, RRH clustering, and beamforming design have been proposed to optimize the spectral and/or energy efficiency. When cache storage are deployed on the RRHs, they will bring new optimization dimension to the existing approaches. For example, a user requesting a file might be scheduled to connect to the RRH having the requested file in the cache, instead of connecting to the closest RRH. It would be very interesting to design a holistic cooperation strategy in C-RAN taking into account both the channel opportunities and the cache availability. One recent example of such cross-layer solution is studied in [7] which incorporates multicast transmission and wireless caching in a C-RAN.

## V. CONCLUSIONS

We introduced a novel Cooperative Hierarchical Caching (CHC) framework in the context of Cloud Access Radio Networks (C-RAN) where contents are jointly cached at the baseband processing unit (BBU) and at the Radio Remote Heads (RRHs). The cloud cache in the BBU pool is envisioned as a new layer in the cache hierarchy that compensates for and coordinates the edge caches at the RRHs. Preliminary trace-driven simulations have demonstrated significant gains of the CHC strategy in terms of cache hit ratio improvement as well as average content access delay and backhaul traffic load, compared to the traditional edge-only caching scheme. We have also highlighted related challenges and opportunities of deploying content caching in C-RAN.

**Acknowledgment:** This work was supported by the National Science Foundation (NSF) under Grant No. CNS-1319945.

## REFERENCES

- [1] I. Cisco, "Cisco visual networking index: Forecast and methodology, 2011–2016," *CISCO White paper*, pp. 2011–2016, 2012.
- [2] D. Pompili, A. Hajisami, and T. X. Tran, "Elastic resource utilization framework for high capacity and energy efficiency in Cloud RAN," *Communications Magazine, IEEE*, vol. 54, no. 1, pp. 26–32, 2016.
- [3] E. Bastug, M. Bennis, and M. Debbah, "Living on the edge: The role of proactive caching in 5G wireless networks," *IEEE Commun. Mag.*, vol. 52, no. 8, pp. 82–89, 2014.

- [4] H. Ahlehagh and S. Dey, "Video-aware scheduling and caching in the radio access network," *IEEE/ACM Trans. Netw.*, vol. 22, no. 5, pp. 1444–1462, 2014.
- [5] N. Golrezaei, K. Shanmugam, A. G. Dimakis, A. F. Molisch, and G. Caire, "Femtocaching: Wireless video content delivery through distributed caching helpers," in *Proc. IEEE INFOCOM*, pp. 1107–1115, 2012.
- [6] A. Gharaibeh, A. Khreishah, B. Ji, and M. Ayyash, "A provably efficient online collaborative caching algorithm for multicell-coordinated systems," *IEEE Trans. Mobile Comput.*, vol. PP, no. 99, pp. 1–14, 2015.
- [7] H. Zhou, M. Tao, E. Chen, and W. Yu, "Content-centric multicast beamforming in cache-enabled cloud radio access networks," *arXiv preprint arXiv:1504.05663*, 2015.
- [8] X. Wang, M. Chen, T. Taleb, A. Ksentini, and V. Leung, "Cache in the air: exploiting content caching and delivery techniques for 5G systems," *IEEE Commun. Mag.*, vol. 52, no. 2, pp. 131–139, 2014.
- [9] CPRI Specification, "V6. 0," *Common Public Radio Interface (CPRI): Interface Specification*, vol. 30, 2013.
- [10] I. Chih-Lin, J. Huang, R. Duan, C. Cui, J. X. Jiang, and L. Li, "Recent progress on C-RAN centralization and cloudification," *IEEE Access*, vol. 2, pp. 1030–1039, 2014.
- [11] F. Pantisano, M. Bennis, W. Saad, and M. Debbah, "In-network caching and content placement in cooperative small cell networks," in *Proc. 1st Int. Conf. on 5G for Ubiquitous Connectivity (5GU)*, pp. 128–133, 2014.
- [12] G. L. Nemhauser, L. A. Wolsey, and M. L. Fisher, "An analysis of approximations for maximizing submodular set functions - I," *Mathematical Programming*, vol. 14, no. 1, pp. 265–294, 1978.
- [13] [Online]: <http://traces.cs.umass.edu/index.php/Network/Network>.
- [14] S. Borst, V. Gupta, and A. Walid, "Distributed caching algorithms for content distribution networks," in *Proc. IEEE INFOCOM*, pp. 1–9, IEEE, 2010.
- [15] P. R. Jelenković and A. Radovanović, "Least-recently-used caching with dependent requests," *Theoretical computer science*, vol. 326, no. 1, pp. 293–327, 2004.