

The quest for an electric dipole moment of the neutron

P. Schmidt-Wellenburg^{1,a)}

¹Paul Scherrer Institute, 5232 Villigen, Switzerland

^{a)}Corresponding author: philipp.schmidt-wellenburg@psi.ch

Abstract. Until this day no electric dipole moment of the neutron (nEDM) has been observed. Why it is so vanishing small, escaping detection in the last 50 years, is not easy to explain. In general it is considered as the most sensitive probe for the violation of the combined symmetry of charge and parity (CP). A discovery could shed light on the poorly understood matter/anti-matter asymmetry of the universe. As nucleon it might one day help to distinguish different sources of CP-violation in combination with measurements of the electron and diamagnetic EDMs. This proceedings articles presents an overview of the most important concepts in searches for an nEDM and presents a brief overview of the world wide efforts.

INTRODUCTION

With the discovery of the Higgs-boson [1, 2] particle physics at high energy colliders celebrated its latest success in an exceptional series of discoveries which all were confirming the standard model of particle physics (SM). The non-observation or lack of any signal indicating new physics in collider experiments in combination with several astrophysical observations (i.e. dark matter, neutrino-oscillation) nurtured vivid interest in high precision physics at low energies [3] in the last years. One such high precision search for new physics is the quest for a electric dipole moment of the neutron. While in the recent past remarkable progress were made for the electron EDM using the enormous electric field inside a ThO molecule [4] and for the diamagnetic ¹⁹⁹Hg-EDM [5], it remained relatively silent around the neutron. The latest result for the neutron EDM $|d_n| < 2.9 \times 10^{-26} e \cdot \text{cm}$ is dating back to 2006 [6] was recently re-analyzed [7] (now $|d_n| < 3 \times 10^{-26} e \cdot \text{cm}$) confirming the original result. Different EDM limits are summarized in Tab. 1, while the interested reader is referred to Ref. [8] for a detailed overview of the interplay of different EDMs and theory.

First searches, starting in the 1950s [9, 10], for an nEDM were undertaken using thermal, later cold neutron beams from reactors. The last beam experiment [11] published a limit of $d_n < 3 \times 10^{-24} e \cdot \text{cm}$ (C.L.90%), and was limited by the velocity dependent $\mathbf{v} \times \mathbf{E}$ systematic effect. At the beginning of that decade first experiments were proposed using ultracold neutrons [12, 13] with the first results published at the end of the 70s [14]. Today several competing collaboration around the world pursue new experiments to improve the limit on the nEDM by up to 2 orders of magnitude in the next decade. This proceeding article reviews the most relevant aspects concerning the quest for an nEDM describing generically the typical techniques in use. For a complete review I would like to refer the reader to the article by Golub and Lamoreaux [15].

THE nEDM IN THE STANDARD MODEL AND BEYOND

In fundamental physics, symmetries and their violation have been an important concept and guidelines for theories and models. Already in 1918 Emmy Noether [16] showed that the conservation of energy, momentum and angular momentum can be directly derived from symmetries under time reversal, translation or rotation, respectively. In modern particle physics three discrete symmetries: charge conjugation (*C*), parity inversion (*P*), and time reversal (*T*) play an outstanding role in our understanding of nature. All of these are individually violated in the weak sector of the SM, further the combined symmetry of charge and parity (*CP*) is violated in decays of *K* and *B* mesons. Although all necessary ingredients for baryon-genesis (Sakharov criteria [17]) in the early universe exist in the SM, the prediction of the baryon asymmetry of the Universe (BAU) $\eta \approx 1 \times 10^{-10}$ from the SM weak sector [18] falls eight orders of magnitude short when compared to values derived from the measurement of the microwave background of the universe [19] $\eta = 6.1_{-0.2}^{+0.3} \times 10^{-10}$, or from the abundance of light elements produced in primordial nucleosynthesis [20] with $5.1 \times 10^{-10} < \eta < 6.7 \times 10^{-10}$. One essential ingredient for baryon-genesis is the violation of *CP*-symmetry [17].

The existence of an electric dipole moment of a neutron would manifest a new source of *CP*-violation (CPV). If a neutron would have an “electric dipole moment d_n then, as any vector operator in quantum mechanics, it is connected to the spin operator as $d_n = \delta_n \mathbf{j} / j \hbar$, or, for $j = 1/2$ as $d_n = \delta_n \boldsymbol{\sigma}$, where d_n gives the size of the EDM, usually in units of $e \cdot \text{cm}$ ” [21]. In the non-relativistic limit, the interaction Hamiltonian can be written as:

TABLE 1. Most relevant experimental limits on electric dipole moments.

EDM	limit	C.L.
ThO	$d_e < 8.7 \times 10^{-29} e \cdot \text{cm}$	90%
^{199}Hg	$d_{\text{Hg}} < 7.4 \times 10^{-30} e \cdot \text{cm}$	95%
neutron	$d_n < 3.0 \times 10^{-26} e \cdot \text{cm}$	90%

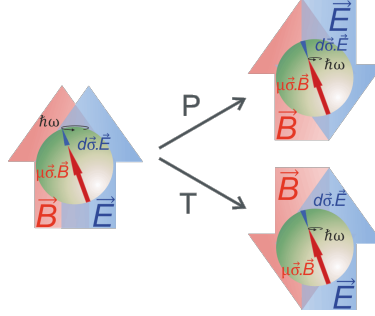


FIGURE 1. Cartoon of P and T -violation of a nEDM in an electric and magnetic field.

$$H = -\frac{\hbar}{2}(\delta_n \boldsymbol{\sigma} \cdot \mathbf{E} + \gamma_n \boldsymbol{\sigma} \cdot \mathbf{B}), \quad (1)$$

where δ_n and γ_n can be interpreted as scalar coupling strengths of the neutron spin to the electric and magnetic field. The relative sign of the two dipole coupling strengths is not yet defined as no electric dipole moment has yet been discovered. The magnetic coupling strength is nothing else than the gyromagnetic ratio of the neutron $\gamma_n/(2\pi) = -29.164\,694\,3(69)$ MHz/T [22], which is the ratio of the magnetic moment of the neutron μ_n to its angular momentum $\sigma = \hbar/2$. Similar one can introduce a gyroelectric ratio in combination with the electric dipole moment. Equation (1) and Fig. 1 demonstrate that the eigenstates of the Hamiltonian change when applying either a C or P -transformation to the Hamiltonian, indicating the violation of C and P -symmetry. The CPT-theorem (see standard text books on field theory, e.g. [23]) is fundamental to any modern quantum field theory and states, that any locally Lorentz-covariant field theory of a point like particle is CPT invariant. This indicates that the observation of d_n would not only indicate time reversal symmetry breaking but also CPV and might help to explain the observed BAU.

The Standard Model Prediction

In the SM two sources of CPV exist, for a detailed discussion see also the review by Pospelov and Ritz [24]: *i*) In the weak interaction the weak mass eigenstates of the quarks are not identical to the flavor eigenstates. Both eigenstates are interconnected via the Kobayashi-Maskawa matrix V_{KM} which has one single phase δ which induces the observed CPV in the K and B meson decays. *ii*) The second source is the QCD vacuum polarization term, the only CP-odd term of dimension four in the SM QCD Lagrangian.

The Kobayashi-Maskawa matrix V_{KM} can be written as

$$V_{\text{KM}} = \begin{pmatrix} c_{12}c_{13} & s_{12}c_{13} & s_{12}e^{-i\delta} \\ -s_{12}c_{23} - c_{12}s_{23}s_{13}e^{-i\delta} & c_{12}c_{23} - s_{12}s_{23}s_{13}e^{-i\delta} & s_{23} \\ s_{12}s_{23} - c_{13}c_{23}c_{13}e^{-i\delta} & -c_{12}s_{23}s_{13}e^{-i\delta} & c_{23}c_{13} \end{pmatrix} \quad (2)$$

where $c_{ij} = \cos \theta_{ij}$, $s_{ij} = \sin \theta_{ij}$ and $\delta \approx 1.20$ rad is the CPV phase. It is impossible to write down a tree level diagram generating an electric dipole interaction of one quark of the neutron with the electric field. At the one-loop level, shown in Fig. 2a), any phase term of a V_{ij} element at one vertex will be canceled by the complex conjugated phase term at the second vertex V_{ij}^* . Shabalin [25] showed that even all two-loop level contributions to an nEDM cancel. The largest SM contribution is at the three-loop level via a strong penguin diagram [26] (see Fig. 2b) which amounts to an approximate d_n^{KM} of $1 \times 10^{-32} e \cdot \text{cm}$ [24], well below current and most probable all future experimental sensitivities.

An additional source of CPV in the SM is the vacuum term of the QCD-Lagrangian:

$$\mathcal{L}_{\text{QCD}}^{\text{CPV}} = \frac{g_s^2}{32\pi^2} \bar{\theta} G_{\mu\nu}^a \tilde{G}^{\mu\nu,a}, \quad (3)$$

the only CPV dim-4 operator, where g_s is the coupling constant of the strong interaction, $\bar{\theta}$ is a phase which also includes the CPV phase of the weak interaction and $G_{\mu\nu}^a$ is the gluon field tensor. The structure of the gluon field tensor times its dual corresponds in electro-magnetism to a scalar product of $\mathbf{E} \cdot \mathbf{B}$ which is odd under P and T reversal. From a dimensional analysis [27] one can estimate the size of an nEDM generated by this term:

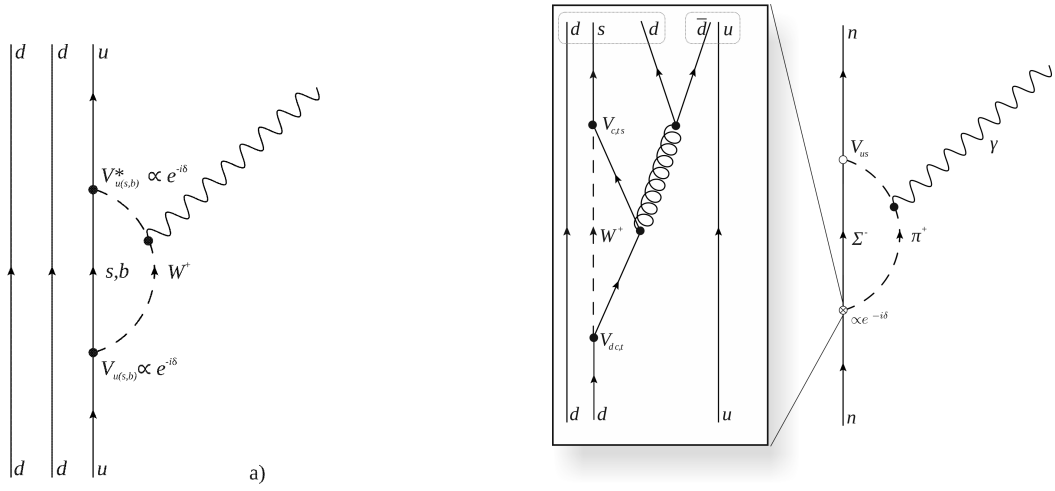


FIGURE 2. Diagrams which involve the CPV phase of the V_{KM} -matrix. a) First loop contribution does not give rise to an EDM, as the phase from the first vertex cancels in the complex conjugate second vertex. b) This is the largest SM contribution generated by the CPV phase of the V_{KM} -matrix. The crossed vertex, shown as insert, is a four-quark vertex known as strong penguin diagram in which not all phase contributions cancel.

$$d_n^{\text{QCD}} \approx \bar{\theta} \cdot 1 \times 10^{-16} e \cdot \text{cm}. \quad (4)$$

Hence, the current experimental limit on an nEDM is also a limit on $\bar{\theta} < 10^{-10}$. This is astonishing, as $\bar{\theta}$ is a phase which in principle could acquire any value between 0 and 2π . It is considered as unnatural that the value is so tiny. Possible solutions to this “strong CP problem” is either at least one mass-less quark (unlikely), or a mechanism proposed by Peccei and Quinn [28, 29, 30], which gives rise to the axion, a Nambu-Goldstone boson. For searches for the axion and axion like particles see, e.g., Ref. [31]. However, if an nEDM would be found further measurements of EDMs (proton, electron,...) will be necessary to distinguish the CPV source(s) and to explain the role of the tiny $\bar{\theta}$ -term.

Generic Sensitivity of an nEDM to Physics Beyond the SM

In the scope of this proceeding it is impossible to cover the variety of different BSM scenario which provide viable sources of CPV, the interested reader may refer to the reviews Refs [32, 33] for a more comprehensive summary. Neglecting for a moment the contribution to an nEDM from the un-natural small $\bar{\theta}$ parameter, it is clear that any observed $d_n > 10^{-30} e \cdot \text{cm}$ is most likely explained by new physics. Generically most BSMs provide several CPV phases and new particles which could already contribute at the one-loop quark level to an observable nEDM. A typical order of magnitude analysis from super symmetric (SUSY) models (e.g. [34]) gives:

$$d_n \sim \left(\frac{300 \text{ GeV}}{\Lambda_{\text{SUSY}}} \right)^2 \sin \phi_{\text{CP}} \times 10^{-24} e \cdot \text{cm}, \quad (5)$$

where ϕ_{CP} represents the relevant possible CPV phases of the model and Λ_{SUSY} is the SUSY mass scale. The current experimental limit already implies that models either have to be considerable fine tuned to have a small ϕ_{CP} or to suppress 1-loop contributions, or that the SUSY-scale is considerable above the weak-scale in the range of some TeV. This SUSY approach is generalized in Ref. [33] and results in a similar model independent constraint for a general BSM scale.

Experimental Techniques

Experiments searching for the electric dipole moment of the neutron essentially try to measure the precession frequency of the neutron in a strong electric field $\omega_E = \delta_n \mathbf{E}$. The current upper limit of $d_n \leq 3 \times 10^{-26} e \cdot \text{cm}$ (90% C.L.) indicates that it will be necessary to measure a frequency below $2\pi\omega_E = 24 \text{ nHz}$ for an electric field of $E = 10 \text{ kV}$. Any magnetic field larger than 0.83 fT, a field too small for even the best magnetically shielded rooms on Earth, would lead to a similar or even larger Larmor precession frequency of the neutrons. Thus, it seems impossible to directly measure the effect of an nEDM exposed “only” to an electric field. Instead the neutron is exposed in addition to a well controlled magnetic field \mathbf{B} . By taking the difference of two Larmor frequencies measured in configuration where the electric field is parallel (ω^{\uparrow}) or anti-parallel (ω^{\downarrow}) to the magnetic field:

$$\begin{aligned}
\hbar\omega^{\uparrow\uparrow} &= 2|\boldsymbol{\mu}_n \cdot \mathbf{B}^{\uparrow\uparrow} + \mathbf{d}_n \cdot \mathbf{E}^{\uparrow\uparrow}| \\
\hbar\omega^{\uparrow\downarrow} &= 2|\boldsymbol{\mu}_n \cdot \mathbf{B}^{\uparrow\downarrow} - \mathbf{d}_n \cdot \mathbf{E}^{\uparrow\downarrow}| \\
d_n &= \frac{\hbar(\omega^{\uparrow\uparrow} - \omega^{\uparrow\downarrow}) - 2\mu_n(B^{\uparrow\uparrow} - B^{\uparrow\downarrow})}{2(E^{\uparrow\uparrow} - E^{\uparrow\downarrow})}
\end{aligned} \tag{6}$$

In general these two measurement are either made in two adjacent volumes with opposite electric fields ($E^{\uparrow\uparrow} = -E^{\uparrow\downarrow}$) inside the same magnetic field ($B^{\uparrow\uparrow} - B^{\uparrow\downarrow} = 0$), or by measuring first one configuration, then changing the polarity of the electric field from $E^{\uparrow\uparrow}$ to $E^{\uparrow\downarrow} = -E^{\uparrow\uparrow}$ and measure again. In the first case it will be of paramount importance to make sure that the two spatial separated measurement have the same magnetic field configuration (no or small magnetic-field gradients), while in the second case it is essential to make sure that the magnetic field is stable in time. Both approaches are currently used or in discussion for searches of an nEDM.

Ramsey's technique of separated oscillating fields

More than half a century ago Ramsey improved Rabi's resonant frequency technique to measure energy eigenstates of quantum mechanical systems by introducing a free precession period between two spin-flipping pulses [35]. Figure 3a) illustrates this technique while a typical resonance scan is shown in Fig. 3b). The initial state is a fully polarized, i.e. $|\uparrow\rangle$, ensemble of neutrons exposed to a magnetic field B_0 . A first rotational oscillating magnetic-field pulse $B_1 \cos(\omega_{\text{rf}}t)$, perpendicular to B_0 tips the spins into the plane orthogonal to the main magnetic field. The neutron spin then precesses freely with their Larmor frequency ω_0 for a duration T , accumulating a phase $\phi = \gamma_n B T$, before a second pulse $B_1 \cos(\omega_{\text{rf}}t)$ in phase with the first is again applied to the neutron ensemble. The essential idea, is to compare the phase ϕ with $\omega_{\text{rf}}T$. If they are identical then $B = \omega_{\text{rf}}/\gamma_n$.

The probability to detect a neutron with a final spin state identical to its initial spine state, i.e. $|\uparrow\rangle$, is (see equation (A.11) in Ref. [36]):

$$\mathcal{P}(T, \omega_{\text{rf}}) = |\langle \uparrow | U(T, \omega_{\text{rf}}) | \uparrow \rangle|^2 = 1 - \frac{4\omega_1^2}{\Omega^2} \sin^2 \frac{\Omega t_{\pi/2}}{2} \left[\frac{\Delta}{\Omega} \sin \frac{\Omega t_{\pi/2}}{2} \sin \frac{T\Delta}{2} - \cos \frac{\Omega t_{\pi/2}}{2} \cos \frac{T\Delta}{2} \right]^2, \tag{7}$$

where $U(T, \omega_{\text{rf}})$ is the time evolutions operator describing the pulse sequence, $\omega_1 = -\gamma_n B_1$, $\Delta = \omega_{\text{rf}} - \omega_0$, and $\Omega = \sqrt{\Delta^2 + \omega_1^2}$. In an optimized frequency the spin-flipping pulses have just exactly enough power to tip the spins by $\pi/2$, hence, the pulse length and field power fulfill the condition $\gamma_n B_1 t_{\pi/2} = \pi/2$. In this case and in the central fringe range ($\Delta \ll \omega_1$) equation (7) simplifies to:

$$\begin{aligned}
\mathcal{P}(T, \omega_{\text{rf}}) &= 1 - 4 \sin^4 \frac{\pi}{4} \left[\frac{\Delta}{\Omega} \sin \frac{T\Delta}{2} - \cos \frac{T\Delta}{2} \right]^2 \\
\mathcal{P}(T, \omega_{\text{rf}}) &\approx 1 - \cos^2 \frac{T\Delta}{2} \\
\mathcal{P}(T, \omega_{\text{rf}}) &= \frac{1}{2} (1 - \cos(T\Delta)).
\end{aligned} \tag{8}$$

In a real measurement with N neutrons inside a large magnetic field region this becomes:

$$N^{\uparrow} = \frac{N}{2} \left\{ 1 - \alpha(T) \cos \left[(\omega_{\text{rf}} - \gamma_n B_0) \cdot \left(T + \frac{4t_{\pi/2}}{\pi} \right) \right] \right\}, \tag{9}$$

where $\alpha(T)$ is the visibility of the central fringe taking into account all depolarization effects [37]. The term $4t_{\pi/2}/\pi$ is necessary to account for field inhomogeneities of B_1 and B_0 which become relevant when the pulse length $t_{\pi/2}$ is finite [38].

A Ramsey interference pattern as shown in Fig. 3b), can be recorded by scanning ω_{rf} while keeping all other conditions constant. The magnetic field B measured by the neutrons then fulfills the resonance condition of the central fringe with $\omega_{\text{rf}} = \gamma_n B$. This procedure is slightly optimized in searches for an nEDM, by only measuring at four points with highest sensitivity, the working points. The neutron Larmor frequency is then obtained by fitting expression (9) to the data. Separate fits are performed for different electric field and magnetic field configurations. Taking the difference of these Larmor frequencies then give access to the electric dipole moment:

$$d_n = \frac{\hbar(\omega_0^{\uparrow\uparrow} - \omega_0^{\uparrow\downarrow})}{2(E^{\uparrow\uparrow} - E^{\uparrow\downarrow})} = \frac{\hbar\Delta\omega}{4E}, \tag{10}$$

using equation (6) and assuming no differences in the magnetic field and $E = E^{\uparrow\uparrow} = -E^{\uparrow\downarrow}$. The statistical sensitivity with which a frequency can be measured can be deduced from equation (9):

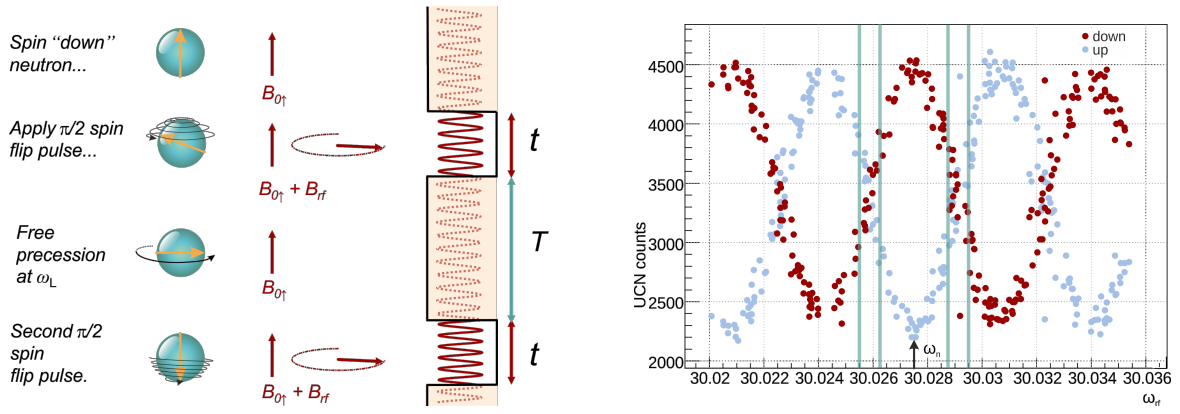


FIGURE 3. Ramsey's technique of separated oscillating fields. The scheme of the method (left) and the data plot (right) are explained in detail in the text. Blue points are UCN counted with spin up N_u , while red points are with spin down N_d (data from the PSI-nEDM collaboration [39]). The width at half height $\Delta\nu$ of the central fringe is approximately $1/(2T)$, the four vertical lines indicate the working points.

$$\sigma(\omega_0) \approx \frac{1}{\alpha T \sqrt{\langle N \rangle}}, \quad (11)$$

where $\langle N \rangle$ is the average total number detected neutrons. This translates into a statistical sensitivity for the detection of an nEDM of:

$$\sigma(d_n) \approx \frac{\hbar \sqrt{2}}{4\alpha T E \sqrt{\langle N \rangle}/2} = \frac{\hbar}{2\alpha T E \sqrt{\langle N \rangle}}, \quad (12)$$

using equation (10). The additional factor $1/\sqrt{2}$ in the denominator accounts for the fact that it needs two measurements to take a difference.

Ultracold neutrons

Starring at equation (12) immediately makes it obvious that $T\sqrt{N}$ needs to be maximized. One possible solution, proposed already in 1960 by Shapiro [12, 13], is to increase T by using neutrons which can be stored within vacuum chambers made of adequate materials. Such ultracold neutrons (UCN) are reflected under any incident angle by the neutron optical potential

$$V = \frac{2\pi\hbar^2}{m_n} \mathcal{N}b, \quad (13)$$

where m_n is the neutron mass, \mathcal{N} the nucleon density and b the neutron scattering of a given material. Well suited materials for storage are, e.g., ^{58}Ni , diamond like carbon (DLC), NiMo(85/15), or BeO/Be which all have neutron optical potentials in the range 200 neV to 350 neV. These potentials also define the maximum kinetic energy of UCN. Which is in the same range as the gravitational potential energy of neutrons $mgh \approx h \cdot 1.025 \text{ neV/cm}$. Further, strong magnetic fields can be used to polarize or store UCN, as the magnetic potential energy $\mu \cdot \mathbf{B} \approx \pm \mathbf{B} \cdot 60 \text{ neV/T}$. This means, a magnetic field of 515T creates a potential barrier of 300 neV for one spin state while the other spin state is attracted. For a complete review of UCN physics please refer to the books [40, 41].

In current nEDM-experiments connected to existing UCN-sources up to 15 000 UCN are counted after a storage of 180 s, which results in a figure of merit of $T\sqrt{N} = 27000 \text{ s}$, and a statistical sensitivity of $\sigma(d_n) \approx 1 \times 10^{-25} \text{ e} \cdot \text{cm}$ per day of measurement. Further progress will be possible only by significantly increasing the number of ultracold neutrons.

Any cold neutron source also has a significant amount of UCN in the low energy tail of the Maxwell distribution. Extraction through aluminum windows and long guides significantly reduces the amount of available UCN outside the biological protection. These problems were beautifully circumvented by the conception and design of a phase-space converter, the UCN-turbine (instrument PF2) at ILL which Doppler-shifts very cold neutron to the UCN regime [42, 43] which is until today the working horse and benchmark in UCN-physics. All other current and next generation UCN sources [44, 45, 46, 47, 48, 49] are based on the superthermal concept proposed by Pendlebury and Golub already in 1975 [50, 51].

The principal idea is to use collective excitations of the conversion medium to down-scatter neutrons from higher energies to the UCN energy regime. For this process two materials are of main interest: superfluid helium (He-II),

using the phonon-roton excitations with a relative feeble production rate but profiting from a zero absorption cross-section [52, 53], and solid deuterium (sD₂) which has a broad range of excitations leading to a high conversion rate while the finite absorption cross-section reduces the effective layer from which a UCN can escape the material [54]. Both method can be adapted in such a way that in principle it should be possible to build UCN-source providing a 100 times increased UCN density available for experiments compared to today's standards [55].

Systematic effects

A substantial increase in counting statistics will immediately require to also control all systematic effects on a similar level. Two different types of systematic effects might be identified: i) effects correlated to the change of the field configuration, i.e. a leakage current, mimicking the signal of an nEDM; and ii) effects of stochastic nature, i.e. random magnetic field drifts, which reduce the attainable sensitivity. This becomes visible from the last line of equation (6):

$$d_n = \frac{\hbar(\omega^\uparrow - \omega^\downarrow) - 2\mu_n(B^\uparrow - B^\downarrow)}{2(E^\uparrow - E^\downarrow)}, \quad (14)$$

with $B^\uparrow = B_0 + \delta B^\uparrow + B(E^\uparrow)$ not necessarily equal to $B^\downarrow = B_0 + \delta B^\downarrow + B(E^\downarrow)$. An example of a direct correlated systematic effect is the magnetic field B_L from a leakage current across the insulator. In a worst case scenario, where the current I_L flows on a circular path once around the cylindrical storage cell, the effect is $d_n^{\text{false}} \leq I_L \cdot 1 \times 10^{-28} \text{ e} \cdot \text{cm/nA}$. Additional magnetometers are used to safeguard against changes of the magnetic field between measurements. This requires a magnetometer concept with an accuracy better than:

$$\sigma(B_{\text{mag}}) \leq 1/4 \frac{2|E|\sigma(d_n)}{\mu_n} = \frac{\hbar}{4\mu_n\alpha T\sqrt{N}} \quad (15)$$

where the factor 1/4 guarantees that the statistical sensitivity from UCN is not compromised by more than $\sim 10\%$. The proportionality constant for a 10 kV/cm field is $\mu_n/(2|E|) = 7.7 \times 10^{-29} \text{ e} \cdot \text{cm/fT}$. This means $\sigma(B_{\text{mag}}) \leq 30 \text{ fT}$ for a statistical sensitivity of $1 \times 10^{-26} \text{ e} \cdot \text{cm}$ per measurement, a value typical aimed for by many new searches.

Co-habiting magnetometers

In measurements using only one precession chamber it is of paramount importance to be able to correct for any magnetic-field drift, while in a double chamber geometry it is important to correct for drifts of the magnetic-field gradient. The perfect solution for this problem are magnetically susceptible atoms which co-occupy the same volume as the neutrons. Three different atomic-isotope species, all spin-1/2, are typically considered for this task: ³He, ¹⁹⁹Hg and ¹²⁹Xe. While ¹⁹⁹Hg is already employed [56] the other two are proposed for spectrometers in the future.

Although these magnetometers allow for a measurement-to-measurement correction of the neutron precession frequency, they pose a certain risk of transferring systematic effects to the neutron measurement. In particular the geometric phase effect of spin-1/2 particles exposed to an inhomogenous magnetic field with vertical gradient g_z and an electric field [57, 58], creates a correlated systematic effect of the order of the current statistical sensitivity. In the case of ¹⁹⁹Hg the transferred effect to the neutron is:

$$d_{\text{Hg} \rightarrow \text{n}}^{\text{false}} = g_z \cdot 4.4 \times 10^{-27} \text{ e} \cdot \text{cm} \frac{\text{cm}}{\text{pT}}. \quad (16)$$

While the direct effect from the neutron is still negligible:

$$d_n^{\text{false}} = g_z \cdot 1.5 \times 10^{-29} \text{ e} \cdot \text{cm} \frac{\text{cm}}{\text{pT}}. \quad (17)$$

The transferred effect can be mitigated for current experiments by measuring d_n as a function of

$$R = \frac{\omega_n}{\omega_{\text{Hg}}} = \frac{\gamma_n}{\gamma_{\text{Hg}}} \left(1 + \frac{g_z \cdot h_{\text{CM}}}{B} + \dots \right), \quad (18)$$

where h_{CM} is the center-of-mass offset between the UCN and the mercury ensemble. The true value is the crossing point of two curves found by reversing B . This is one example of the subtle differences in how UCN and thermal atoms sample the precession volume which lead to tiny magnetic-field dependent deviation of the frequencies of the neutron and the co-habiting isotope (for ¹⁹⁹Hg see Ref. [59]).

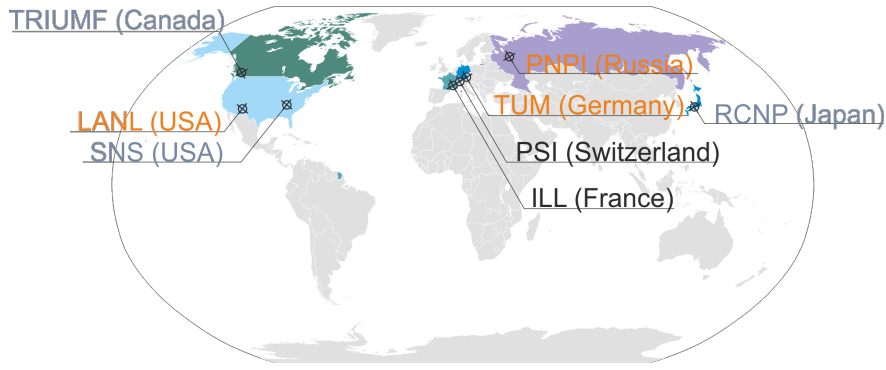


FIGURE 4. World map of nEDM searches.

TABLE 2. Overview of all current world wide nEDM-projects. The status is indicated by: (id) in discussion, (d) design, (ccd) critical components demonstration, (c) construction, (o) operation and (u) upgrading.

Facility, location	UCN (CN) source	Spectrometer Reference	Magnetometry	Status	Sensitivity $O(10^{-27} e \cdot \text{cm})$
LANL, USA	sD ₂ [45]	dbl. chamber	¹⁹⁹ Hg	d/c	1
ILL, France	cold source[64], turbine [43]	dbl. chamber [65]	Cs-OPM	io	10
ILL, France	He-II to vacuum [66]	dbl. chamber [67]	¹⁹⁹ Hg, Cs-OPM	id	1
ILL, France	CN beam [68]	crystal-diffraction [62]	-	u	10
ESS, Sweden	pulsed CN	dbl. chamber [63]	-	id	0.1 -10
FRM-II, Germany	sD ₂ [44]	dbl. chamber [67]	¹⁹⁹ Hg, Cs-OPM	c	0.1
SNS, Oakridge	He-II in-situ [69]	dbl. chamber [69]	³ He, squids	ccd	0.1
PNPI, Russia	He-II to vacuum [48]	dbl. chamber [65]	Cs-OPM	c	0.1-1
TRIUMF, Canada	He-II to vacuum [49]	dbl. chamber [70]	¹⁹⁹ Hg, ¹²⁹ Xe	d/c	0.1-1
PSI, Switzerland	sD ₂ [46]	sgl./dbl. chamber [39]	¹⁹⁹ Hg, ³ He, Cs-OPM	io/u	1-10

Auxiliary magnetometers

Local magnetometers placed outside of the precession chamber but still inside a magnetic shield are also often proposed or used to measure the magnetic field. They have the clear advantage not to see the electric field and hence should be free of an electric-field correlated effect. In Ref. [59] optical pump cesium magnetometers (Cs-OPM) were successfully used to decompose the magnetic field of the precession chamber into spherical polynomial harmonics to extract the vertical magnetic-field gradient g_z . Such techniques, especially when using vector-magnetometers [60], could prove useful in the future to correct for systematic effects, i.e. determine g_z in equations (16, 17). An important implementation of less sensitive magnetometers is their use in systems compensating for the Earth's magnetic field and actively controlling coils to correct for magnetic field changes provoked by nearby magnets [61].

WORLD-WIDE EFFORTS SEARCHING FOR AN nEDM

Several groups world wide, see Fig. 4, compete in the effort to search for an electric dipole moment of the neutron. A detailed summary of the individual projects can be found in Tab. 2 and in the references therein.

Currently only two groups/collaborations are in the formidable situation of being able to take data. Both groups, the nEDM collaboration at PSI, Switzerland and the PNPI UCN nEDM at ILL, France, are aiming in the next year or two for a modest improvement of the current sensitivity into the low $10^{-26} e \cdot \text{cm}$ range. As these efforts are essentially limited by counting statistics the groups already work on or plan upgrades either by constructing a new spectrometer which is better adapted to the UCN source (PSI), or by moving to a better still to be constructed better source (ILL \rightarrow PNPI). All next generation designs aim for a sensitivity in the low 10^{-27} or even in the $10^{-28} e \cdot \text{cm}$ range. The concepts rely on new UCN source based on superthermal conversion, either using superfluid helium or solid deuterium, promising to deliver at least two orders of magnitudes more UCN.

Two other projects stand out as they are not using UCN, but cold neutrons and their distinct techniques have not been discussed in these proceedings. The crystal-diffraction nEDM at ILL, which is currently being upgraded, uses the very high electric field of non-center symmetric crystals [62]. Whereas the project in discussion for the European spallation source at Lund, is proposing a double chamber beam experiment. The pulsed beam of the spallation source lends itself ideally to measure the $\mathbf{v} \times \mathbf{E}$ -effect as a function of velocity and extrapolate to zero velocity for the real nEDM value [63].

CONCLUSION

World wide several groups are pursuing promising approaches to improve the sensitivity for the search of an electric dipole moment. In the next years most probably a new result will improve the current limit on the nEDM slightly, while an order of magnitude improvement seems likely in the next 5 years. Another order of magnitude will require a breakthrough in UCN counting statistics or a dramatic improvement of the electric field which seems to be possible in superfluid helium.

ACKNOWLEDGMENTS

I would like to thank all the colleagues who kindly provided input for this overview presentation at the LASNPA-II in Medellin: V. Fedorov, B. Filippone, J. Martin, A. Serebrove and T. Ito. Further I am grateful for all the discussion and feedback I had from the UCN group at PSI and the colleagues of the nEDM-collaboration.

Last but not least I would like to thank the organizers, especially Luis Fernando Cristancho, for their kind hospitality and the excellent conference giving me the opportunity to meet the Latin American nuclear physics community.

References

- [1] G. Aad, T. Abajyan, B. Abbott, *et al.*, Phys. Lett. B **716**, 1 (2012).
- [2] S. Chatrchyan, V. Khachatryan, A. Sirunyan, *et al.*, Phys. Lett. B **716**, 30 (2012).
- [3] M. Raidal, A. Schaaf, I. Bigi, *et al.*, Eur. Phys. J. A **57**, 13 (2008).
- [4] J. Baron, W. C. Campbell, D. DeMille, *et al.*, Science **343**, 269 (2014) .
- [5] B. Graner, Y. Chen, E. G. Lindahl, and B. R. Heckel, ArXiv e-prints January (2016), arXiv:1601.04339 [physics.atom-ph] .
- [6] C. A. Baker, D. D. Doyle, P. Geltenbort, *et al.*, Phys. Rev. Lett. **97**, 131801 (2006) .
- [7] J. M. Pendlebury, S. Afach, N. J. Ayres, *et al.*, Phys. Rev. D **92**, 092003 (2015) .
- [8] T. Chupp and M. Ramsey-Musolf, Phys. Rev. C **91**, 035502 (2015) .
- [9] E. M. Purcell and N. F. Ramsey, Phys. Rev. **78**, 807 (1950).
- [10] J. H. Smith, E. M. Purcell, and N. F. Ramsey, Phys. Rev. **108**, 120 (1957).
- [11] W. B. Dress, P. D. Miller, J. M. Pendlebury, *et al.*, Phys. Rev. D **15**, 9 (1977).
- [12] V. I. Lushchikov, Y. N. Pokotilovskii, A. V. Strelkov, and F. L. Shapiro, JETPL **9**,23 (1969).
- [13] F. Shapiro, Sov. Phys. Usp **12**, 580 (1970).
- [14] I. S. Altarev, Y. V. Borisov, A. B. Brandin, *et al.* , Nucl. Phys. A **341**, 269 (1980).
- [15] S. K. Lamoreaux and R. Golub, J. Phys. G **36**, 104002 (2009).
- [16] E. Noether, Nachrichten von der Gesellschaft der Wissenschaften zu Göttingen, Mathematisch-Physikalische Klasse , 235 (1918).
- [17] A. D. Sakharov, Sov. Phys. Usp. **34**, 392 (1991).
- [18] A. Riotto and M. Trodden, Ann. Rev. Nucl. Part. Sci. **49**, 35 (1999) .
- [19] M. Dine and A. Kusenko, Rev. Mod. Phys. **76**, 1 (2003).
- [20] R. H. Cyburt, B. D. Fields, and K. A. Olive, Cosmology Astropart. Phys. **11**, 12 (2008) .
- [21] D. Dubbers and M. G. Schmidt, Rev. Mod. Phys. **83**, 1111 (2011) .
- [22] G. Greene, Phys. Rev. A **18**, 1057 (1978).
- [23] M. Maggiore, *A Modern Introduction of Quantum Field Theory* (Oxford University Press, 2005).
- [24] M. Pospelov and A. Ritz, Ann. Phys. **318**, 119 (2005) .
- [25] E. Shabalin, Sov. Phys. Usp. **26**, 297 (1983).
- [26] I. B. Khriplovich and A. R. Zhitnitsky, Phys. Lett. B **109**, 490 (1982).
- [27] I. Khriplovich and S. Lamoreaux, *CP violation without strangeness : electric dipole moments of particles, atoms, and molecules* (Springer-Verlag, Berlin ; New York, 1997) .
- [28] R. D. Peccei and H. R. Quinn, Phys. Rev. Lett. **38**, 1440 (1977).
- [29] F. Wilczek, Phys. Rev. Lett. **40**, 279 (1978).
- [30] S. Weinberg, Phys. Rev. Lett. **40**, 223 (1978).
- [31] H. Baer, K.-Y. Choi, J. Kim, and L. Roszkowski, Phys. Rep. **555**, 1 (2015).
- [32] J. Jaeckel and V. V. Khoze, JHEP **2012**, 1 (2012).
- [33] J. Engel, M. J. Ramsey-Musolf, and U. van Kolck, Prog. Part. Nucl. Phys. **71**, 21 (2013) .
- [34] S. Abel and O. Lebedev, JHEP **01**, 133 (2006) .
- [35] N. F. Ramsey, Phys. Rev. **78**, 695 (1950).
- [36] F. Piegsa, B. van den Brandt, P. Hautle, and J. Konter, Nucl. Instr. Meth. Phys. Res. A **605**, 5 (2009).
- [37] S. Afach, N. J. Ayres, C. A. Baker, *et al.*, Phys. Rev. D **92**, 052008 (2015) .
- [38] C. P. Slichter, *Principles of Magnetic Resonance*, edited by K. von Klitzing, R. Merlin, H.-J. Queisser, and B. Keimer, Springer Series in Solid-State Sciences, Vol. 1 (Springer-Verlag Berlin Heidelberg, 1990).
- [39] C. Baker, G. Ban, K. Bodek, *et al.*, Phys. Proc. **17**, 159 (2011).

- [40] R. Golub, D. Richardson, and S. Lamoreaux, *Ultra-Cold Neutrons* (Adam Hilger, Bristol, Philadelphia, and New York, 1991).
- [41] V. Ignatovich, *The Physics of Ultracold Neutrons* (Clarendon, Oxford, 1990).
- [42] A. Steyerl, Nucl. Instr. Meth. **125**, 461 (1975).
- [43] A. Steyerl, H. Nagel, F.-X. Schreiber, *et al.*, Phys. Lett. A **116**, 347 (1986).
- [44] U. Trinks, F. J. Hartmann, S. Paul, and W. Schott, Nucl. Instr. Meth. Phys. Res. A **440**, 666 (2000).
- [45] A. Saunders, M. Makela, Y. Bagdasarova, *et al.*, Rev. Sci. Instr. **84**, 013304 (2013).
- [46] B. Lauss, Phys. Proc. **51**, 98 (2014).
- [47] F. M. Piegsa, M. Fertl, S. N. Ivanov, M. Kreuz, *et al.*, Phys. Rev. C **90**, 015501 (2014).
- [48] A. P. Serebrov, A. K. Fomin, M. S. Onegin, *et al.*, Tech. Phys. Lett. **40**, 10 (2014).
- [49] Y. Masuda, K. Hatanaka, S.-C. Jeong, *et al.*, *Proc., 2nd Int. Symp. Sci. at J-PARC*, JPS Conf. Proc. **8**, 026002 (2015).
- [50] R. Golub and J. Pendlebury, Phys. Lett. A **53**, 133 (1975).
- [51] R. Golub and J. Pendlebury, Phys. Lett. A **82**, 337 (1977).
- [52] E. Korobkina, R. Golub, B. Wehring, and A. Young, Phys. Lett. A **301**, 462 (2002).
- [53] P. Schmidt-Wellenburg, K. H. Andersen, and O. Zimmer, Nucl. Instr. and Meth. Phys. Res. A **611**, 259 (2009).
- [54] F. Atchison, B. Blau, K. Bodek, *et al.*, Phys. Rev. Lett. **99**, 262502 (2007).
- [55] P. Schmidt-Wellenburg and K. Kirch, Proceedings FPUA (2014).
- [56] K. Green, P. G. Harris, P. Iaydjiev, *et al.*, Nucl. Instr. Meth. Phys. Res. A **404**, 381 (1998).
- [57] J. M. Pendlebury, W. Heil, Y. Sobolev, *et al.*, Phys. Rev. A **70**, 032102 (2004).
- [58] S. Afach, G. Ban, G. Bison, *et al.*, Eur. Phys. J. A **51**, 143 (2015).
- [59] S. Afach, C. Baker, G. Ban, *et al.*, Phys. Lett. B **739**, 128 (2014).
- [60] S. Afach, G. Ban, G. Bison, *et al.*, Optics Express **23**, 22108 (2015).
- [61] S. Afach, G. Ban, G. Bison, *et al.*, J. Appl. Phys. **116**, p. 084510 (2014).
- [62] V. V. Fedorov, V. V. Voronin, and Y. P. Braginetz, Phys. B Cond. Matt. **406**, 2370 (2011).
- [63] F. M. Piegsa, Phys. Rev. C **88**, 045502 (2013).
- [64] P. Ageron, W. Mampe, R. Golub, and J. M. Pendlebury, Phys. Lett. A **66**, 469 (1978).
- [65] A. P. Serebrov, E. A. Kolomenskiy, A. N. Pirozhkov, *et al.*, Phys. Rev. C **92**, 055501 (2015).
- [66] O. Zimmer and R. Golub, Phys. Rev. C **92**, 015501 (2015).
- [67] I. Altarev, D. Beck, S. Chesnevskaya, T. Chupp, *et al.*, Nuovo Cim. **C035N04**, 122 (2012).
- [68] H. Abele, D. Dubbers, H. Häse, M. Klein, *et al.*, Nucl. Instr. Meth. Phys. Res. A **562**, 407 (2006).
- [69] A. Kolarkar, *Proc., SUSY09*, AIP Conf. Proc. **1200**, 861 (2010).
- [70] K. Matsuta, *et al.*, *Proc., CIPANP 2012*, AIP Conf. Proc. **1560**, 152 (2013).