

# TopCom: Index for Shortest Distance Query in Directed Graph

Vachik S. Dave, and Mohammad Al Hasan, *Member, IEEE*

**Abstract**—Finding shortest distance between two vertices in a graph is an important problem due to its numerous applications in diverse domains, including geo-spatial databases, social network analysis, and information retrieval. Classical algorithms (such as, Dijkstra) solve this problem in polynomial time, but these algorithms cannot provide real-time response for a large number of bursty queries on a large graph. So, indexing based solutions that pre-process the graph for efficiently answering (exactly or approximately) a large number of distance queries in real-time is becoming increasingly popular. Existing solutions have varying performance in terms of index size, index building time, query time, and accuracy. In this work, we propose TOPCOM, a novel indexing-based solution for exactly answering distance queries. Our experiments with two of the existing state-of-the-art methods (IS-Label and TreeMap) show the superiority of TOPCOM over these two methods considering scalability and query time. Besides, indexing of TOPCOM exploits the DAG (directed acyclic graph) structure in the graph, which makes it significantly faster than the existing methods if the SCCs (strongly connected component) of the input graph are relatively small.

**Index Terms**—Shortest Distance Query, Indexing method for Distance Query, Directed Acyclic Graph



## 1 INTRODUCTION

Finding shortest distance between two nodes in a graph (*distance query*) is one of the most useful operations in graph analysis. Besides the application that stands for its literal meaning, i.e. finding the shortest distance between two places in a road network, this operation is useful in many other applications in social and information networks. For instance, in social networks, the shortest path distance is used in the calculation of different centrality metrics, including closeness centrality and graph centrality [1], [2]. It is also used as a criterion for finding highly influential nodes [3], or for detecting communities in a network [4]. Scientists have also used shortest path distance to generate features for predicting future links in a network [5]. In information networks, shortest path distance is used for keyword search [6], and also for relevance ranking [7].

Due to the importance of the shortest path distance problem, researchers have been studying this problem from the ancient time, and several classical algorithms (Dijkstra, Bellman-Ford, Floyd-Warshall) exist for this problem, which run in polynomial time over the number of vertices and the number of edges of the network. However, as real-life graphs grow in the order of thousands or millions of vertices, classical algorithms deem inefficient for providing real-time answers for a large number of distance queries on such graphs. For example, for a graph of a few thousand vertices, a contemporary desktop computer takes an order of seconds to answer a single query, so thousands of queries take tens of minutes, which is not acceptable for many real-time applications. So, there is a growing interest for the discovery of more efficient methods for solving this task.

Various approaches are considered to obtain an efficient distance query method for large graphs. One of them is to exploit topological properties of real-life networks that adhere to some specific characteristics. For instance, many researchers exploit the spatial and planar properties of road networks [8]–[10] to obtain efficient solutions for distance queries in road networks. However, for a general network from any other domain, such methods perform poorly [11]. The second approach is to perform pre-processing on the host graph and build an index data structure which can be used at runtime to answer the distance query between an arbitrary pair of nodes more efficiently. Several indexing ideas are used, but two are the most common, landmark-based indexing [12]–[15] and 2-hop-cover indexing [16]. Methods adopting the former idea identify a set of landmark nodes and pre-compute all-single source shortest paths from these landmark nodes. During query time, distances between a pair of arbitrary nodes are answered from their distances to their respective closest landmark nodes. Most of these methods deliver an approximation of shortest path distance except a method presented in [15]. Methods adopting the two-hop cover indexing generally find the exact solution for a distance query [17]–[19]. These methods store a collection of hops (paths starting from that node), such that the shortest path between a pair of arbitrary vertices can be obtained from the intersection of the hops of those vertices.

A related work to the shortest path problem is the reachability problem. Given a directed graph  $G(V, E)$ , and a pair of vertices  $u$  and  $v$ , the reachability problem answers whether a path exists from  $u$  to  $v$ . This problem can be solved in  $O(|V| + |E|)$  time using graph traversal, where  $V$  is the set of vertices and  $E$  is the set of edges. However, using a reachability index, a better runtime can be obtained in practice. All the existing solutions [20], [21] of the reachability problem solve it for a directed acyclic graph (DAG) as any directed graph can be converted to a DAG such that

---

• Both authors are with the Department of Computer and Information Science, Indiana University Purdue University Indianapolis, IN, 46202. E-mail: [osdave@iupui.edu](mailto:osdave@iupui.edu) and [alhasan@cs.iupui.edu](mailto:alhasan@cs.iupui.edu)

a DAG node is a strongly connected component(SCC) of the original graph; since any nodes in a SCC is reachable to each other, the reachability solution in the DAG easily answers the reachability question in the original graph. The indexing idea that we propose also exploits the SCC, but unlike existing works, we solve the distance query problem instead of reachability.

In this work, we propose TOPCOM<sup>1</sup>, an indexing based method for obtaining exact solution of a distance query in an arbitrary directed graph. In principle, TOPCOM uses a 2-hop-cover solution, but its indexing is different from other existing indexing methods. Specifically, the basic indexing scheme of TOPCOM is designed for a DAG and it has some similarity with the indexing solution of the reachability queries proposed in [22]. Due to its design, TOPCOM exhibits a very attractive performance for a DAG or general graph in which SCCs are relatively small. However, we also extend the basic indexing scheme so that it also solves the distance query for an arbitrary graph. We show experiment results that validate TOPCOM's superior performance over IS-Label [19] and TreeMap [23] which are two of the fastest known methods in the recent years. Following other recent works, we also compare our method with bi-directional Dijkstra, which is a well-accepted baseline method for distance query solutions in a directed graph.

## 2 RELATED WORKS

Shortest distance on a graph has many interesting recent and earlier studies. In the section we quickly look at some related studies. Broadly we can divide all works in two categories

- 1) Online shortest distance calculation.
- 2) Offline (Index based) shortest distance calculation.

### 2.1 Online Shortest Distance:

For unweighted graph, the simplest online method to find shortest distance is Breadth First Search(BFS) with time complexity  $O(V + E)$ , where  $V$  is number of vertices and  $E$  is number of edges of the graph. For weighted graph, most well-known single source shortest distance algorithm is Dijkstra's algorithm, which computes shortest distance for weighted graph with positive weights. Dijkstra's algorithm takes  $O(V + E \log V)$  time to compute shortest distance between two vertices. Another well known algorithm for single source shortest path is the Bellman-Ford algorithm [24], [25] with time complexity  $O(VE)$ , which is a really slow method for huge graphs with millions of nodes and edges. There are methods proposed by different researchers to improve Dijkstra's algorithm [26], [27]. Bidirectional search is mostly faster than the unidirectional regular shortest distance methods and it can be applied to most of the unidirectional algorithms. It reduces time complexity to  $O(b^{d/2})$  from  $O(b^d)$  for any unidirectional method, where  $b$  is the branching factor and  $d$  is the distance from start to goal. Some researchers have done studies to improve running time of the bidirectional Dijkstra's algorithm [28].

1. TOPCOM stands for **T**opological **C**ompression which is the fundamental operation that is used to create the index data structure of this method.

However for our study and comparison, we implemented the bidirectional Dijkstra's with the termination condition described by Wanger et.al. in [27]. Generally online methods are always slower than indexing methods for huge graphs, hence most of the researchers are attracted towards the offline methods. Though offline indexing methods generally require more main memory, the requirement is quite acceptable for current high configured machines.

### 2.2 Offline (Index based) Shortest Distance:

As it is an extensively studied area, here we have reviewed few of the recent year studies for shortest distance queries, for more detailed review readers may refer [29], [30].

There are many studies for finding shortest distance in the **Road Networks** [8]–[10], [31]–[35]. Many researchers have proposed various ideas, such as exploring hierarchical property of the network and trying to compress distance matrix or speed up the search process using indexing [31], [33]. Along with this, decomposition of the topological map for improving the performance of the distance query is also studied [35]. Road networks have highways, this is also an interesting property which can be used to answer a shortest distance query faster [34]. Y. Tao et.al. [8] explore the spatial property and find k-skip graph which can answer k-skip shortest path i.e. path created from the original shortest path by skipping at-most k consecutive nodes. A. D. Zhu et.al. [32] gave hierarchy based indexing and proved that the theoretical complexity is close to the practical results. Recently D. Yan et.al. [10] gave a method to find the distance preserving sub-graphs to answer a shortest distance query more efficiently. As we can see the trend, most of the indexing schemes for the road networks are based on some specific property of the road networks and are difficult to apply on graphs from different domains. For example I. Abraham et.al. have proposed an efficient hub-based labeling(HL) method to answer shortest path distance query on road networks in [9]. However the same authors came up with another method Hierarchical Hub Labeling(HHL) [11] to answer shortest distance query on general graphs, and also claim that their previous method is not very efficient for graphs from other domains.

As finding exact shortest distance in a huge graph is a difficult and costly task, few researchers came up with **Estimated shortest distance** methods [12]–[14], [36]. For estimated distance the most common approach is the landmark based methods, which selects a set of landmark nodes based on some criteria and finds shortest paths through those landmarks, hence it helps to approximate the query distance. The main task here is to decide the set of optimal vertices as landmarks, which is itself an NP-Hard problem [14]. M. Potamias et.al. [14] have compared centrality and degree based approaches for selecting landmarks. A. Gubichev et.al. [36] proposed a sketch based indexing method for estimating answer of a shortest distance query. K. Treyakov et.al [12] have proposed a landmark based fully dynamic approximation method using shortest path tree and also got an improved set of vertices for landmarking to reduce errors in the result. M. Qiao et.al. [13] have proposed a query based local landmarking method which selects landmarks local to the query such that it can be as close

to the real shortest path as possible, this method improved the estimation accuracy.

There are some **Other recent works** for finding shortest distance in large graphs such as [11], [15], [17]–[19], [23], [37]–[41]. Many of these have unique ideas, for example J. Gao et.al. [39] have used a relational approach and come up with index SegTable which stores local segments of a shortest distance. A. D. Zhu et.al. have proposed a method to answer distance query of a graph on disk in [37]. T. Akiba et.al. [15] have come up with a unique pruning method based on degree of a vertex, which can efficiently reduce the search space of BFS. Highway centric label (HCL) [17] is one of the fastest recent methods available for a shortest distance query of directed/undirected graphs. A recent study by Y. Xiang proposed TreeMap [23], a tree decomposition based approach for a distance query and compared the results with HCL. The IS-Label method proposed by A. W-C. Fu et. al [19] proved superior when compared with HCL. We compare our method with IS-Label and TreeMap methods which are state of the art methods. There are some fast distance query methods which only concentrate on undirected graphs [40], [41].

### 3 METHOD

#### 3.1 Topological Compression

The main idea of TOPCOM is based on topological compression of DAG, which is performed during the pre-processing step. During the compression, additional distance information is preserved in a data structure which TOPCOM uses for answering a distance query efficiently. Topological compression method is used in Cheng et al. [22], but they solve a much simpler problem i.e. the reachability indexing problem, so their index structure is quite different from TOPCOM’s index structure. We first define the topological level of a DAG.

**Topological Level:** Given a DAG  $G$ , we use  $V(G)$  and  $E(G)$  to represent set of vertices and edges of the  $G$ , respectively. The topological level of any vertex  $v \in V(G)$ , defined as  $topo(v)$  is one if  $v$  has no incoming edge, otherwise it is at least one higher than the topological level of any of its parents. Mathematically,

$$topo(v) = \begin{cases} \max_{(u,v) \in E(G)} topo(u) + 1, & \text{if } v \text{ has incoming edges} \\ 1, & \text{otherwise} \end{cases}$$

If the topological level number of a vertex is even we call it an even-topology vertex, otherwise it is an odd-topology vertex. For any edge  $e = (u, v) \in E(G)$ , it is called a single-level edge if  $topo(v) - topo(u) = 1$ , otherwise it is called a multi-level edge. For the DAG  $G$ , its topological level number is defined as:

$$topo(G) = \max_{v \in V(G)} topo(v)$$

Topological compression of a DAG  $G$  halves the  $topo(G)$  value by removing all odd-topology vertices from  $G$ . Compression also removes all the edges that are incident to the removed vertices. Thus, all single-level edges are removed, as exactly one of the adjacent vertices of these edges is removed during compression. Multi-level edges are also

removed if at least one of the endpoints of these edges is an odd-topology vertex. The compression process is applied iteratively to generate a sequence of DAGs  $G^1, G^2, \dots, G^t$  such that the topological level number of each successive DAG is half of that of the previous DAG, and the topological level number of the final DAG in this sequence is 1; i.e.,  $topo(G^i) = \lfloor topo(G^{i+1})/2 \rfloor$ , and  $topo(G^t) = 1$ , where  $t = \lfloor \log_2 topo(G) \rfloor$ .

Each iteration of topological compression causes information loss, however the information loss that is caused by the removal of single-level edges is small, as such edges can easily be recovered from the lastly compressed graph in which the edges were present before the removal. To preserve the information that is lost due to the removal of multi-level edges, we insert additional even-topology vertices, together with additional edges between the even-topology vertices to prepare the DAG for the compression. The insertion of additional vertices and edges for preserving the information of a removed DAG multi-edge  $e = (u, v)$  is discussed below along with an example given in Figure 1i. In this figure, the topological levels are mentioned in rectangular boxes. On the left side we show the original graph, and on the right side we show the modified graph which preserves information that will be lost due to compression. There are four possible cases:

**Case 1:** ( $topo(u)$  is odd and  $topo(v)$  is even). Compression removes the vertex  $u$ , so we add a **fictitious** vertex  $u'$  such that  $topo(u') = topo(u) + 1$ , and remove the multi-level edge  $(u, v)$  and replace it with two edges  $(u, u')$  and  $(u', v)$ . Since topological level number of both  $u'$  and  $v$  are even, the topological compression will not delete the edge  $(u', v)$ . For example, consider the multi-level edge  $(b, l)$  in figure 1i(a),  $topo(b) = 1$  (odd), and  $topo(l) = 4$  (even). In the modified graph Figure 1i(b) this edge is replaced by two edges  $(b, b')$  and  $(b', l)$ , where  $b'$  is the fictitious node.

**Case 2:** ( $topo(u)$  is even and  $topo(v)$  is odd). This case is symmetric to Case 1 as compression removes  $v$  instead of  $u$ . We use a similar approach like Case 1 to handle this case. We create  $v_1$ , a copy of the vertex  $v$  such that  $topo(v_1) = topo(v) - 1$  and replace the multi-level edge  $(u, v)$  with two edges  $(u, v_1)$  and  $(v_1, v)$ . To distinguish the vertices added in these two cases, the newly added vertex is called **fictitious** for Case 1, and it is called **copied** for Case 2. The justification of such naming will be clarified in latter part of the text. Example of Case 2 in Figure 1i(a) is edge  $(m, s)$ , where  $topo(m) = 4$  (even) and  $topo(s) = 7$  (odd). In modified graph, we add copied node  $s_1$  and replace the original edge with two edges shown in Figure 1i(b).

**Case 3:** ( $topo(u)$  is odd and  $topo(v)$  is odd). In this case we use a combination of above two methods and add two new vertices  $u'$  and  $v_1$ . We set topological level numbering of new vertices as mentioned above. Also we replace multi level edge  $(u, v)$  with three different edges  $(u, u')$ ,  $(u', v_1)$ , and  $(v_1, v)$ . Note that, if  $topo(u) = topo(v) - 2$ ,  $topo(u') = topo(v_1)$ . In this case, we treat it as Case 1 by adding only  $u'$  (but not  $v_1$ ) and following the Case 1. It generates a single-level edge  $(u', v)$ , which we do not need to handle explicitly. Multi level edge  $(h, r)$  in Figure 1i(a) is an example of this case. As shown in Figure 1i(b), we add two new vertices  $h'$  and  $r_1$  and three new edges,  $(h, h')$ ,  $(h', r_1)$ , and  $(r_1, r)$  after deleting the original edge  $(h, r)$ .

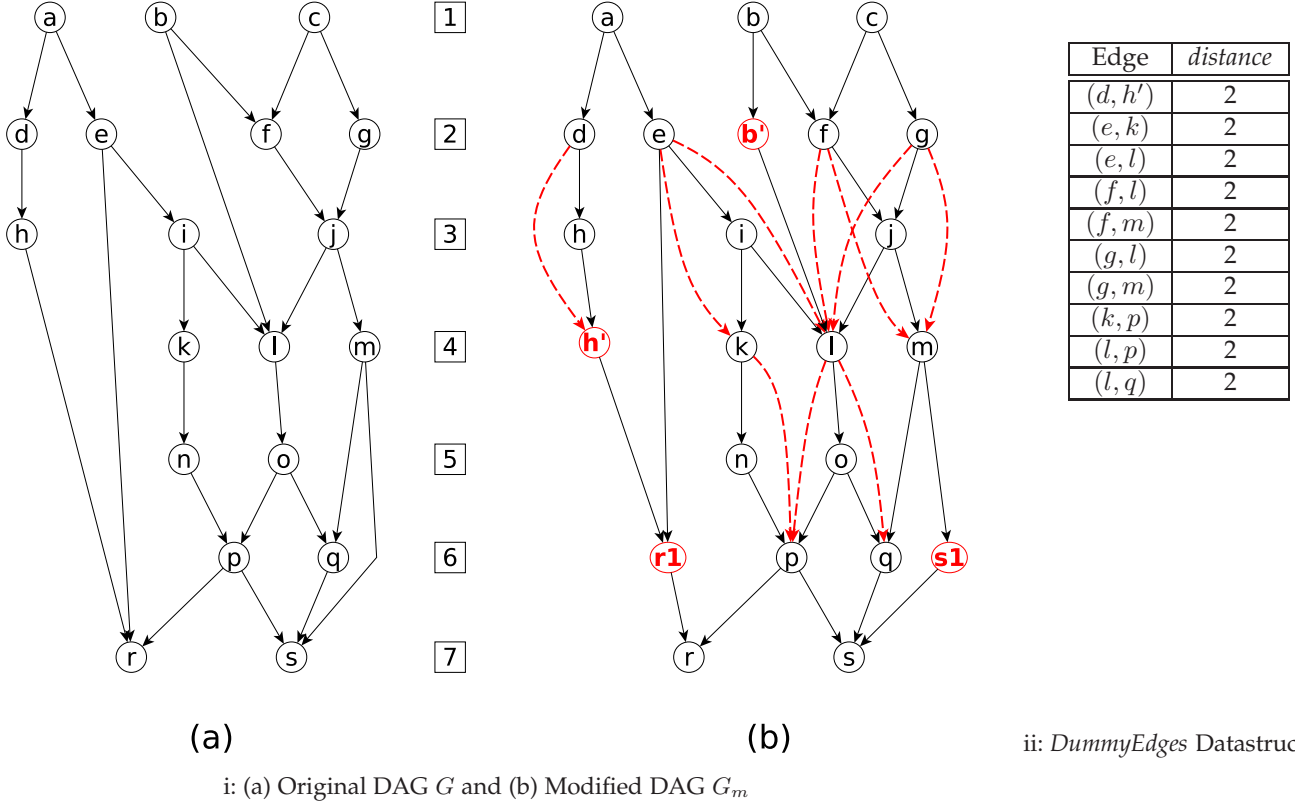


Fig. 1: Pre-processing of DAG before Compression

**Case 4:** ( $topo(u)$  is even and  $topo(v)$  is even). This is the easiest case as both  $u$  and  $v$  are not removed by the compression process. Also note that the changes in the above three cases convert those cases into this Case 4. For example, applying Case 1 for edge  $(b, l)$  in Figure 1i creates new multi-edge  $(b', l)$  which is an occurrence of Case 4. Similarly Case 2 creates the Case 4 multi-edge  $(m, s_1)$ . ■

As we described earlier, we don't need to handle single-level edges separately. However if two continuous single-level edges are removed, we still need to maintain the logical connection between the even-topology vertices. For example, in Figure 1i(a) edges  $(e, i)$ ,  $(i, k)$ , and  $(i, l)$  are single-level edges which will be deleted after the first compression iteration because  $topo(i) = 3$ . Now, information of logical (indirect) connection between  $e$  to  $k$  and  $l$  needs to be maintained, because all three vertices will exist after the compression. To handle this, we add new **dummy edges**  $(e, k)$  and  $(e, l)$ ; dummy edges are shown as dotted lines in Figure 1i(b). Note that, for any dummy edge  $(u, v)$ ,  $topo(u) - topo(v) = 2$  in the current DAG and the edges for which the node-topology difference is higher than 2 are handled by the above 4 multi-level edge cases. For same start and end nodes, if there are multiple dummy edges, TOPCOM considers edge with smallest distance. To find the dummy edges, we scan through all odd-topology vertices and find their single-level incoming and outgoing edges. We store all these dummy edges along with the corresponding *distance* value in a list called *DummyEdges* as shown in Figure 1-II, which will be used during index generation step. For example dummy edge  $(d, h')$  has distance 2 in the figure 1-II, then  $[(d, h'), 2]$  is stored in *DummyEdges*.

At each compression iteration, we first obtain a modified graph, with fictitious vertices, copied vertices, and dummy edges and then apply compression to obtain the compressed graph of the subsequent iteration. The fictitious vertices, copied vertices, and dummy edges of the modified graph in earlier iteration become regular edges of the compressed graph in subsequent iteration. The above modification and compression proceeds iteratively until we reach  $t$ -compressed graph,  $G^t$ , for which the topological level number is 1. We use  $G_m$  to denote the modified uncompressed graph,  $G_m^1$  to denote the modified 1-compressed graph,  $G_m^2$  to denote the modified 2-compressed graph and so on. For example, Figure 2a shows  $G^1$  which is obtained by compressing the modified graph  $G_m$  in Figure 1i(b). Figure 2(b) shows  $G_m^1$ , the modified 1-compressed graph, and Figure 2(c) shows  $G^2$ , the 2-compressed graph. We refer set of all modified compressed graphs as  $G_m^*$ , i.e.  $\{G_m^t, \dots, G_m^2, G_m^1\}$ .

### 3.2 Index Generation

TOPCOM's index data structure is represented as a *key-value* pair. For each *key* (vertex)  $v$  of the input graph, *value* contains two lists: (i) outgoing index *value*  $I_v^{out}$ , which stores shortest distances from  $v$  to a set of selected vertices reachable from  $v$ ; and (ii) incoming index *value*  $I_v^{in}$ , which stores shortest distances between  $v$  and a set of selected vertices that can reach  $v$ . Both the lists contain a collection of tuples,  $\langle vertex\_id, distance \rangle$ , where  $vertex\_id$  is the id of a vertex other than  $v$ , and  $distance$  is the corresponding shortest path distance between  $v$  and that vertex. For the sake of simplicity, in subsequent discussion we will assume

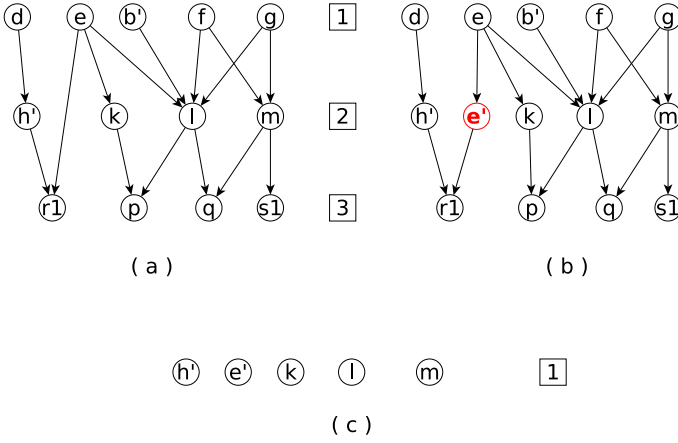


Fig. 2: (a) 1-Compressed Graph  $G^1$ , (b) Modified 1-compressed Graph  $G_m^1$ , (c) 2-Compressed Graph  $G^2$

that the given graph is unweighted for which the weight of each edge is 1 and the distance between two vertices is the minimum hop count between them. We will discuss the necessary adaptations that are needed for a weighted graph, at the end of the section.

At the beginning of the indexing step, for each vertex  $v$ , TOPCOM initializes  $I_v^{out}$  and  $I_v^{in}$  with an empty list. It generates index using only modified graphs  $G_m^*$ , and starts index building from  $G_m^t$  and repeats the process in reverse order of graph compression i.e. from graph  $G_m^t$  to  $G_m$ . In  $i$ 'th iteration of index building, it uses  $G_m^{t-i}$  and inserts a set of tuples in  $I_v^{out}$  and  $I_v^{in}$ , only if  $v$  is an odd-topology vertex in  $G_m^{t-i}$ . Thus, during the first iteration, for every odd-topology vertex  $v$  of  $G_m^t$ , for an incoming edge  $(u, v)$  TOPCOM inserts  $\langle u, 1 \rangle$  in  $I_v^{in}$  and for an outgoing edge  $(v, w)$  TOPCOM inserts  $\langle w, 1 \rangle$  in  $I_v^{out}$ . TOPCOM also inserts (Line 16 in Algorithm 1) elements of  $I_u^{in}$  and  $I_w^{out}$  into  $I_v^{in}$  and  $I_v^{out}$ , respectively, as needed.

Algorithm 1 shows the pseudo-code of the index generation procedure for outgoing index values only. An identical piece of code can be used for generating incoming index values also, but for that we need to exchange the roles of fictitious and copied vertex, and change the  $I_*^{out}$  with  $I_*^{in}$  in Algorithm 1 (more discussion on this is forthcoming). In Line 2, TOPCOM collects all odd-topology vertices in variable  $O$  and builds out-indexes for each of these vertices using single level edge (the edge  $(v, w)$  in Line 5 of algorithm 1) from these vertices to other vertices in the graph. Note that, vertices  $v$  and  $w$  in  $G_m^{curr}$  can be fictitious or copied vertex, TOPCOM uses the subroutine GETORIGINAL() which returns original vertex corresponding to any fictitious or copied vertex, if necessary (Line 4 and 6). Using the data structure *DummyEdges* (discussed in section 3.1), it first checks whether the edge  $(v, w)$  is a dummy edge (Line 10); if so, it obtains the actual *distance* from the data structure. In case the end-vertex  $w$  is a fictitious vertex, TOPCOM decrements the distance value by 1 (Line 14), because for each fictitious vertex, an extra edge with distance 1 is added from the original vertex to the fictitious vertex which has increased the distance value by one. On the other hand, if  $w$  is a copied vertex, TOPCOM does not make this subtraction, because actual distance between a copied vertex and the

TABLE 1: Intermediate Index generated from DAG in Figure 2(b)

key	Out Index value	key	In Index value
b	$\{\langle l, 1 \rangle\}$	p	$\{\langle k, 2 \rangle, \langle l, 2 \rangle\}$
d	$\{\langle h, 1 \rangle\}$	q	$\{\langle m, 1 \rangle, \langle l, 2 \rangle\}$
e	$\{\langle k, 2 \rangle, \langle l, 2 \rangle\}$	r	$\{\langle h, 1 \rangle, \langle e, 1 \rangle\}$
f	$\{\langle l, 2 \rangle, \langle m, 2 \rangle\}$	s	$\{\langle m, 1 \rangle\}$
g	$\{\langle l, 2 \rangle, \langle m, 2 \rangle\}$		

original destination vertex is 0, so the distance between the source vertex and the copied vertex remains the same. This is the reason why we have to make a distinction between the fictitious vertices and the copied vertices. Also, note that, after generating indexes for each vertex there may be multiple entries for some vertices; from these multiple entries we need to get the smallest value (entry) and remove others. For building incoming index values, TOPCOM subtracts 1 for a copied vertex, but does nothing for a fictitious vertex, as the roles of start and end vertices are the opposite for the incoming index values.

#### Algorithm 1 Outgoing Index value Generation

**Input:**  $G_m^*$  (set of modified graphs), *DummyEdges* (set of dummy edges and corresponding distance)  
**Output:**  $I_*^{out}$  (set of out going indexes for all nodes)

- 1: **for all**  $G_m^{curr} \in \{G_m^{topo(G)}, \dots, G_m^1, G_m\}$  **do**
- 2:    $O = \{u \in V(G_m^{curr}) \mid topo(u) = odd\_number\}$
- 3:   **for all**  $v \in O$  **do**
- 4:      $org\_v = \text{GETORIGINAL}(v)$
- 5:     **for all**  $(v, w) \in E(G_m^{curr})$  **do**
- 6:        $org\_w = \text{GETORIGINAL}(w)$
- 7:       **if**  $org\_v == org\_w$  **then**
- 8:          Continue
- 9:       **end if**
- 10:      **if**  $(v, w) == \text{Dummy\_Edge}$  **then**
- 11:          $distance = \text{GETDUMMYDISTANCE}(\text{DummyEdges}, v, w)$
- 12:      **end if**
- 13:      **if**  $w == \text{fictitious\_vertex}$  **then**
- 14:          $distance = distance - 1$
- 15:      **end if**
- 16:       $\text{RECURSIVEINSERT}(I_{org\_v}^{out}, org\_w, distance, out)$
- 17:     **end for**
- 18:   **end for**
- 19: **end for**

For example, we want to find the outgoing index value for key  $a$  of Figure 1i. As we mentioned above, TOPCOM starts with  $G_m^2$  which would be same as Figure 2(c), it has nodes  $h', e', k, l$  and  $m$  but no edges. Here, for keys  $k, l$  and  $m$  outgoing index value (incoming also) will be empty, but  $h'$  and  $e'$  are fictitious nodes, indexes for corresponding nodes  $h$  and  $e$  will be built later. In the next iteration from graph  $G_m^1$ , TOPCOM builds  $I_d^{out} = \{\langle h, 1 \rangle\}$ , which used *distance* of dummy edge  $(d, h')$  that is 2 (Figure 1-II) and then TOPCOM replaces the fictitious vertex  $h'$  with  $h$  and obtains a distance of 1 by subtracting 1 from 2 (Line 14). Similarly  $I_e^{out} = \{\langle k, 2 \rangle, \langle l, 2 \rangle\}$ . The resulting indexes after this iteration is presented in Table 1; incoming index values

TABLE 2: Index for DAG in Figure 1i

key	Out Index value	In Index value	key	Out Index value	In Index value
a	$\{\langle d, 1 \rangle, \langle e, 1 \rangle, \langle h, 2 \rangle, \langle k, 3 \rangle, \langle l, 3 \rangle\}$	$\emptyset$	i	$\{\langle k, 1 \rangle, \langle l, 1 \rangle\}$	$\{\langle e, 1 \rangle\}$
b	$\{\langle l, 1 \rangle, \langle f, 1 \rangle, \langle m, 3 \rangle\}$	$\emptyset$	j	$\{\langle l, 1 \rangle, \langle m, 1 \rangle\}$	$\{\langle f, 1 \rangle, \langle g, 1 \rangle\}$
c	$\{\langle f, 1 \rangle, \langle g, 1 \rangle, \langle l, 3 \rangle, \langle m, 3 \rangle\}$	$\emptyset$	n	$\{\langle p, 1 \rangle\}$	$\{\langle k, 1 \rangle\}$
d	$\{\langle h, 1 \rangle\}$	$\emptyset$	o	$\{\langle p, 1 \rangle\}$	$\{\langle l, 1 \rangle\}$
e	$\{\langle k, 2 \rangle, \langle l, 2 \rangle\}$	$\emptyset$	p	$\emptyset$	$\{\langle k, 2 \rangle, \langle l, 2 \rangle\}$
f	$\{\langle l, 2 \rangle, \langle m, 2 \rangle\}$	$\emptyset$	q	$\emptyset$	$\{\langle m, 1 \rangle, \langle l, 2 \rangle\}$
g	$\{\langle l, 2 \rangle, \langle m, 2 \rangle\}$	$\emptyset$	r	$\emptyset$	$\{\langle h, 1 \rangle, \langle e, 1 \rangle, \langle p, 1 \rangle, \langle k, 3 \rangle, \langle l, 3 \rangle\}$
h	$\emptyset$	$\{\langle d, 1 \rangle\}$	s	$\emptyset$	$\{\langle m, 1 \rangle, \langle p, 1 \rangle, \langle k, 3 \rangle, \langle l, 3 \rangle, \langle q, 1 \rangle\}$

for keys  $b, d, e, f, g$  are empty (not presented in the table) and similarly outgoing index values for keys  $p, q, r, s$  are empty. For next iteration considering  $G_m$ , TOPCOM inserts  $\langle d, 1 \rangle$  in  $I_a^{out}$ , using algorithm 2, this function also inserts  $\langle h, 2 \rangle$  in  $I_a^{out}$  recursively (Line 11), recursion stops at  $h$  because  $I_h^{out}$  is empty (Line 6). Similarly,  $\langle e, 1 \rangle$  and  $\langle k, 3 \rangle, \langle l, 3 \rangle$  are inserted in  $I_a^{out}$  recursively from  $I_e^{out}$ . At the end of the algorithm 1 we remove duplicate entries from indexes. For example incoming index for key  $s$ , we have two entries for vertex  $m$  i.e.  $\langle m, 1 \rangle$  and  $\langle m, 2 \rangle$ , one corresponding to edge  $(m, s_1)$  in  $G_m^1$  and the other is a recursive result from  $q$  to  $s$  in  $G_m$ . TOPCOM only considers  $\langle m, 1 \rangle$  and discards the other entry from  $I_s^{in}$ . For Figure 1i corresponding indexes are presented in Table 2.

---

**Algorithm 2** RECURSIVEINSERT( $I_v^{io}, a, distance, in\_or\_out$ )

---

```

1: if in_or_out == in then
2:    $I_a^{io} = I_a^{in}$ 
3: else
4:    $I_a^{io} = I_a^{out}$ 
5: end if
6: if  $I_a^{io} == \emptyset$  then
7:   add_tuple( $I_v^{io}, a, distance$ )
8: else
9:   add_tuple( $I_v^{io}, a, distance$ )
10:  for all  $(x, dist) \in I_a^{io}$  do
11:    RECURSIVEINSERT( $I_v^{io}, x, distance + dist,$ 
                       $in\_or\_out$ )
12:  end for
13: end if

```

---

For weighted graph, TOPCOM makes a few changes. Note that distance values are stored either in the indexes or in the *DummyEdge* data structure. Many of these distances are implicitly 1 for unweighted graph which is not correct for weighted graph, so, for the latter TOPCOM stores the distance explicitly, ensuring that the distance value between fictitious (or copied) vertices and an original vertex is one. Thus, for weighted graphs, no special treatment is needed for fictitious and copied vertices.

### 3.3 Query Processing

For query processing TOPCOM uses the distance indexes that it has built earlier. To find shortest distance from  $u$  to  $v$  i.e.  $\delta(u, v)$ , TOPCOM intersects outgoing index value of key  $u$  i.e.  $I_u^{out}$  and incoming index value of key  $v$  i.e.  $I_v^{in}$  and finds common vertex  $id$  in  $I_u^{out}$  and  $I_v^{in}$ , along with the distance values. Here tuples  $\langle u, 0 \rangle$  and  $\langle v, 0 \rangle$  are added in  $I_u^{out}$  and  $I_v^{in}$  respectively and then intersection of indexes is found.

If the intersection set size is 0, there is no path from  $u$  to  $v$  and hence the distance is infinity. Otherwise, the distance is simply the sum of the distances from  $u$  to  $vertex\_id$  and  $vertex\_id$  to  $v$ . If multiple paths exist, we take the one that has the smallest distance value.

**Example:** We want to find  $\delta(a, s)$  in Figure 1i. From table 2,  $I_a^{out} \cap I_s^{in} = \{k, l\}$ . Now, we need to sum up the corresponding distance values, that gives  $\{\langle k, 6 \rangle, \langle l, 6 \rangle\}$ . Now we need to find smallest distance value; in this case both the values are same, hence we can provide any one as a result.

### 3.4 Theoretical Proofs

NOTE: Only those nodes which are at an even topological level in graph  $G_m^i$  will appear in  $G^{i+1}$  and those nodes can be at an odd OR even topological level in the graph  $G^{i+1}$ .

**Lemma 1.** In  $G_m$ , if a node  $u$  is at topological level  $2^i$ , it will be at topological level 1 in  $G^i$ .

*Proof.* TOPCOM compression method only includes nodes from even topological levels during compression. However, any node from an even topological level  $2x$  in graph  $G_m^i$ , will be at topological level  $x$  in graph  $G^{i+1}$ . So after every compression step the topological level number of a node is reduced to its half value. Hence starting with  $G_m$ , after  $i$  steps of compression the topological level number ( $L_u$ ) of the node  $u$  is divided by  $2^i$ , reducing it to  $L_u/2^i$  at  $G^i$ . Hence, if  $u$  is at topological level  $2^i$  in  $G_m$  it will be at level  $2^i/2^i = 1$  in  $G^i$ . ■

For example,  $G_m$  shown in Figure 1i node  $d$  is at topological level 2 and node  $k$  is at topological level 4.  $G^1$  shown in Figure 2(a) the node  $d$  is at topological level 1, similarly  $G^2$  shown in Figure 2(c) the node  $k$  is at topological level 1.

**Lemma 2.** Values of all indexes include nodes from only even topological level from the modified DAG  $G_m$ .

*Proof.* TOPCOM's index keys are nodes from only an odd topological level. TOPCOM's index generation step uses only single level edges because all multi level edges from/to nodes of odd topological level are converted into single level edges using fictitious/copied nodes.

Hence, if any node in DAG  $G_m$  is at an odd topological level, it cannot be included as an index value. Additionally when we compress  $G_m^i$  to get  $G^{i+1}$ , we only include nodes from even topological levels, hence nodes from odd levels will never be included for index building at compressed levels also. ■

For example, when we look at completely built index for given example in table 2, nodes as

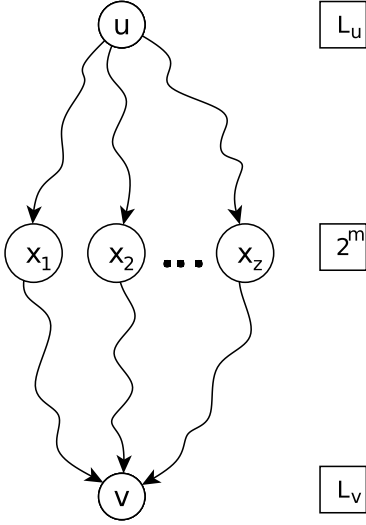


Fig. 3: Shortest path from  $u$  to  $v$  passing through  $x$

$values$  are from set of nodes, which are from even topological levels in  $G_m$  shown in figure 1i(b) i.e. set  $\{d, e, b'(b), f, g, h'(h), k, l, m, r_1(r), p, q, s_1(s)\}$ .

Now, we want to prove that, while answering query TOPCOM has atmost one intermediate node for each shortest path from source to destination .

**Theorem 3.** For finding shortest distance from  $u$  to  $v$ , assume that  $u$  has topological level number  $L_u$  and  $v$  has topological level number  $L_v$  in  $G_m$ . We define

$$m = \operatorname{argmax}_i (L_u \leq 2^i \leq L_v) \quad (1)$$

Now, if there is a shortest path from  $u$  to  $v$ , for each shortest path exclusively, one of the following is true.

Case 1:  $I_u^{out}$  includes  $v$  or  $I_v^{in}$  includes  $u$ .

Case 2:  $m$  exists and  $x$  is one of the vertices in the shortest path from  $u$  to  $v$  which is at level  $2^m$  then  $I_u^{out}$  and  $I_v^{in}$  includes the node  $x$ .

Case 3:  $m$  exists, but the shortest path from  $u$  to  $v$  does not have any node from topological level  $2^m$ .

Case 4:  $m$  does not exist, which can satisfy equation 1.

*Proof.* We prove case 1 and case 2 using mathematical induction on  $m$ .

**Base case:**  $m = 1$ , hence  $L_u = 1$  and  $L_v = 3$ .

It is easy to see that, if there is a direct edge from  $u$  to  $v$  then Case 1 is going to be true, otherwise Case 2 will be true.

**Induction Hypothesis:** Here we assume that for  $m = d$  given theorem is true.

**Induction step:** we want to prove, for  $m = d + 1$  given theorem is true.

If there are  $2^{d+1}$  levels, then compression step would be conducted atleast one more time than  $2^d$  levels. At the  $d^{th}$  step of compression, nodes at topological level  $2^d$  in graph  $G_m$  are at  $1^{st}$  topological level in  $G^d$  and nodes from topological level  $2^{d+1}$  would be at  $2^{nd}$  topological level.

Hence, TOPCOM will build index for  $keys(nodes)$  from topological level  $2^d$  in graph  $G_m$ , and those index  $values$  include nodes from topological level  $2^{d+1}$ . As our method recursively includes already built index  $values$ , the nodes from topological level  $2^{d+1}$  would be recursively included to corresponding outgoing index  $values$  for  $keys$  at lower compression levels.

The similar argument works for incoming index of  $v$ .

For Case 3,

If there is no node from topological level  $2^m$  in the shortest path, then there must be one multilevel edge which skips that level. For a node incident to that multilevel edge, at some step of the compression, we need to prepare fictitious/copied node. That new fictitious/copied node works as a node from topological level  $2^m$  and will be included to both  $I_u^{out}$  and  $I_v^{in}$ . Here, we show that case 3 is going to be converted in above two cases.

For case 4,

$$m_{low} = \operatorname{argmax}_i (2^i < L_u) \quad (2)$$

Now we define modified topological level number of  $u$  is  $L_u^m$ , where  $L_u^m = L_u - 2^{m_{low}}$  and similarly modified topological level number of  $v$  is  $L_v^m = L_v - 2^{m_{low}}$ .

Specifically for the given  $u$  and  $v$ , if  $m$  does not exist that satisfies equation 1, then replace the topological levels with modified topological levels to find  $m'$  using

$$m' = \operatorname{argmax}_i (L_u^m \leq 2^i \leq L_v^m) \quad (3)$$

Using  $m'$ , we can calculate corresponding  $2^m$

$$2^m = 2^{m'} + 2^{m_{low}}$$

As we can obtain  $2^m$  from above equation, we can use the proof of case 1 or case 2 for this case. ■

For example (of case 3), as depicted in figure 1i(b), shortest path from  $a$  to  $r$  doesn't pass through any node from topological level  $4(2^2)$  in  $G_m$ , but it has a multilevel edge  $(e, r_1)$ . In  $G_m^2$  (figure 2(b)), this edge causes a fictitious node  $e'$  at topological level 2 which is (logically) topological level 4 in  $G_m$ . The resulting index in table 2 shows that, the node  $e'(e)$  is included as a  $value$  in the incoming index of  $r$  ( $I_r^{in}$ ) and also included in  $I_a^{out}$ .

For case 4, in figure 1i(b), we want to know the shortest distance from  $n$  to  $r$  where corresponding topological levels are  $L_n = 5$  and  $L_r = 7$  respectively. For this, we can not find any  $m$  that satisfies the equation 1. From equation 2, we can calculate  $m_{low} = 2$ , using which modified topological levels  $L_n^m = 1(5 - 2^2)$  and  $L_r^m = 3$  can be obtained. From  $L_n^m$  and  $L_r^m$  we get  $m' = 1$  using equation 3, hence  $2^m = 2^1 + 2^2 = 6$ . If we look carefully  $L_n^m$  and  $L_r^m$  is a base case in the mathematical induction proof of theorem 3, and  $L_n(5)$ ,  $L_r(7)$  with  $2^m(6)$  behave exactly same as base case.

## 4 GENERALIZED DIRECTED GRAPH

Any directed graph  $G$  can be converted to a Directed Acyclic Graph (DAG),  $G_d$  by considering each strongly connected component (SCC) of  $G$  as a node of  $G_d$ . If an edge in  $G$  connects two vertices from two distinct SCCs, in  $G_d$  those SCCs are connected by a DAG edge. To build the shortest path index for a general directed graph, TOPCOM first uses Tarjan's Algorithm [42] to convert  $G$  to a DAG  $G_d$  by finding all SCCs of  $G$ . It also maintains a necessary data structure that keeps the mapping from a DAG node to a set of graph vertices, and vice-versa. We call this a parent-child mapping, i.e., a DAG node is the parent of graph vertices which are part of the corresponding SCC. TOPCOM also represents a DAG edge as a set of tuples; each such tuple represents a path (one or multi-edge) of graph  $G$ , which connects two vertices in the corresponding SCCs. A tuple has three elements: start-node-id of  $G$ , end-node-id of  $G$  and the distance between these two nodes in  $G$ . For each DAG edge, TOPCOM stores distances between all start terminal nodes (nodes with outgoing edge) of starting SCC to all end terminal nodes (nodes with incoming edge) of ending SCC as a set of tuples. For example consider Figure 4i(1), a DAG edge  $(a, b)$  stores  $\{(3, 5, 1), (4, 7, 1), (3, 7, 2), (4, 5, 3)\}$ , first two tuples represent a single-edge path, but the last two represent multi-edge paths. To compute this distance effectively, TOPCOM also pre-computes all-pair shortest paths distances among all graph nodes belonging to a single SCC.

### 4.1 Distance for Dummy edges:

For a simple unweighted DAG two consecutive edges yield a distance value of 2, but for DAG which is a compressed representation of a general graph, two consecutive DAG edges can be of any distance. This is due to the fact that the path through the middle vertex may visit a large number of vertices which are part of the middle SCC. So, TOPCOM considers the distance between the terminal nodes of the middle SCC to get the correct *distance*. Thus, the total distance is the sum of (i) distance from starting DAG node to middle DAG node, (ii) distance within middle DAG node, and (iii) distance from middle DAG node to end DAG node. For example, in figure 4i(1), the rectangles "even1", "odd" and "even2" are the topological level numbers;  $a$ ,  $b$  and  $c$  are the DAG nodes (ellipses), and nodes with numeric ids are nodes of  $G$ . Say, TOPCOM wants to find dummy DAG edge  $a$  to  $c$  which would be set  $\{(3, 12, *), (3, 13, *), (4, 12, *), (4, 13, *)\}$ , (all start terminal nodes to all end terminal nodes) where  $*$  represent the shortest *distance* values that it needs to find. To find the distance from node 3 to 12, it finds the distance for all combinations at each phase i.e. from starting node to middle node ( $\delta(3, 5) = 1$  and  $\delta(3, 7) = 2$ ), within middle node ( $\delta(5, 9) = 4$ ,  $\delta(5, 10) = 3$ ,  $\delta(7, 9) = 2$  and  $\delta(7, 10) = 1$ ) and finally from middle to end node ( $\delta(9, 12) = 2$ ,  $\delta(10, 12) = 1$ ). The smallest distance is considered as the distance from node 3 to 12. In this example summation  $\delta(3, 7) + \delta(7, 10) + \delta(10, 12)$  gives the minimum value 4 which generates tuple  $(3, 12, 4)$ . Distance for all other tuples are also calculated similarly.

**Multiple Dummy edges:** Another issue is, there could be multiple dummy edges having same starting and ending DAG nodes as shown in Figure 4i(2). If the original graph itself is a DAG, TOPCOM considers the dummy edge with lowest *distance*. But for converted DAG  $G_d$  applying this solution is difficult, because distance within middle SCC can be different for different SCCs. For this, we need to merge all possible tuples of all dummy edges, and recalculate the distances for them. Additionally, merging of all tuples from dummy edges doesn't give all possible pairs of start terminal nodes and end terminal nodes, which is an implicit requirement for any DAG edge. For example in Figure 4ii we extended example of Figure 4i(1) with one more DAG node  $d$  which also connects node  $a$  to node  $c$ . Dummy edge corresponding to  $d$  as middle node is  $\{(3, 11, 2)\}$ , and other dummy edge corresponding to  $b$  as middle node would be  $\{(3, 12, 4), (3, 13, 5), (4, 12, 3), (4, 13, 4)\}$ . For dummy edge  $(a, c)$ , we get set of tuples  $\{(3, 11, *), (3, 12, *), (3, 13, *), (4, 11, *), (4, 12, *), (4, 13, *)\}$ . Here new tuple  $(4, 11, *)$  is created, which was not present in either of the dummy edges. For the new tuple  $(4, 11, *)$  the distance  $\delta(4, 11)$  would be minimum among:

*case - 1* : "Distance within starting SCC + Existing edge distance  $D(S \rightarrow E)$  which ends at required destination", i.e.  $\delta(4, 3) + \delta(3, 11) = 2 + 2 = 4$ .

*case - 2* : "Existing edge distance  $D(S \rightarrow E)$  which starts with required source + Distance within ending SCC", i.e.  $\delta(4, 12) + \delta(12, 11) = 3 + 2 = 5$  and  $\delta(4, 13) + \delta(13, 11) = 4 + 1 = 5$ .

Hence newly created tuple would be  $(4, 11, 4)$ . As we mentioned before, recalculation is required for existing tuples also, where we only need to find the starting and ending node distance of the path(s) passing through other SCC(s). In this example (Figure 4ii) except tuple  $(3, 12, *)$  all recalculated distances are same. For  $\delta(3, 12)$ , we need to check path through node  $d$  i.e.

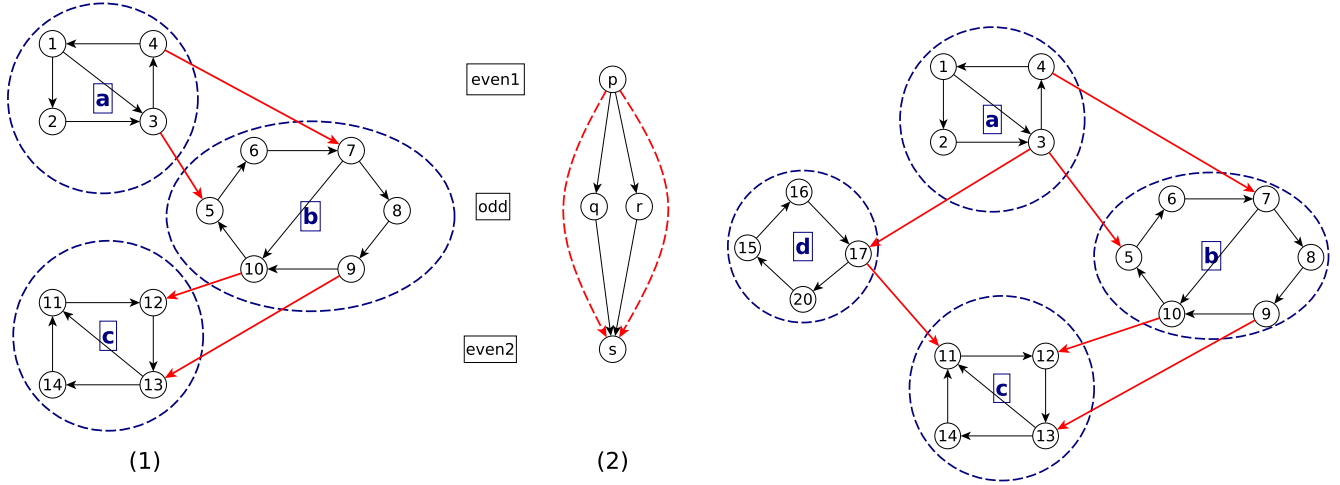
*case - 2* :  $\delta(3, 11) + \delta(11, 12) = 2 + 1 = 3$ , which is smaller than existing distance, hence updated tuple would be  $(3, 12, 3)$ .

### 4.2 Modification in Index and Query Processing

Here, we store DAG edges corresponding to each entry of DAG label (out/in) for every DAG node as index. As we are generating index only on DAG  $G_d$ , to answer query on general graph  $G$ , we need to store all DAG nodes as well. Though it looks like TOPCOM is taking lots of memory, it is actually few MBs for a huge graph with millions of nodes. Query processing here is similar as above, but we also need to handle within SCC distances at three different places:

**Starting DAG node:** "Distance from starting node of the query to start terminal node of the DAG node." For example consider figure 4i(1), where query is  $\delta(1, 14)$ . Now all outgoing edges from DAG  $a$  are from nodes 3 and 4, hence we need to get distances from 1 to 3 and 4 i.e.  $\delta(1, 3) = 1$  and  $\delta(1, 4) = 2$ .

**Middle DAG node:** "If there is a middle node then distance from incoming edge terminal node to outgoing edge terminal node within middle DAG node needs to be calculated." In our example suppose  $b$  is middle node, then we need distance from 5 to 9 and 10, i.e.  $\delta(5, 9) = 4$ ,  $\delta(5, 10) = 3$  and



i: (1)Example for Distance within Middle DAG node of  $G_d$  and (2)Example of multiple dummy edges in modified  $G_d$

ii: Example of merging multiple dummy DAG edges

Fig. 4: Dummy Edge Handling

similar for node 7.

**Ending DAG node:** “Distance from end terminal node to ending node of the query within the DAG node. ” That means in our example distance from 12 and 13 to 14 i.e.  $\delta(12, 14) = 2$  and  $\delta(13, 14) = 1$ .

Here again our task is to get minimum distance among all, and we use the similar strategy as section 4.1, which is to minimize the summation of above three distances along with edge distances.

## 5 EXPERIMENTAL EVALUATION

We compare performance of TOPCOM with two of the recent methods (IS-Label and TreeMap) for answering distance query. We also compare TOPCOM with baseline method Bidirectional Dijkstra’s algorithm, which is one of the fastest online methods for single source shortest distance queries. For both IS-Label and TreeMap codes are provided by the corresponding authors. For these experiments we use a machine with Intel 2.4 GHz processor, 8 GB RAM and Ubuntu 14.04 LTS OS. In [23] the author has claimed that TreeMap works for weighted directed graphs, however we are provided with the code of unweighted version for TreeMap, hence all comparisons with TreeMap are for unweighted graphs. Additionally as Y. Xiang mentioned in the paper, TreeMap needs huge memory if tree width is above threshold(1000). The only dataset we are able to run using above machine is WikiVote. Hence for comparison with TreeMap, we used machine with AMD 2.3 GHz processor, 132 GB RAM and Red Hat Enterprise Server Release 6.6 OS. We also perform comparison to IS-Label using same machine for two datasets (Email\_Eu and Epinion). Using synthetic graphs of different sizes and degrees, we show that TreeMap is not scalable for higher degree graphs. To generate these synthetic graphs we use python package `networkx[FAST_GNP_RANDOM_GRAPH()]`.

### 5.1 Datasets

Here for our experiments we used seven real world datasets(table 3) from different domains to show wide appli-

cability of TOPCOM.  $|V|$  and  $|E|$  are the number of vertices and the number of edges respectively. Similarly  $|V_{DAG}|$  and  $|E_{DAG}|$  are the number of vertices and the edges in the DAG of the corresponding graph.  $AD$  and  $AD_{DAG}$  are average degree values for the graph and its DAG counterpart, respectively.  $MD$  and  $MD_{DAG}$  are maximum degrees i.e. maximum in or out degree in the graph and its DAG, respectively. *Largest SCC* is a size of the biggest DAG node with maximum number of general graph nodes.

We collected all datasets from SNAP (Stanford Network Analysis Project) web page<sup>2</sup> except *Epinion* trust network dataset, which we collected from [43]. *AS\_Caida* is a business relationship network and *Email\_Eu* is a snapshot of an email network generated by European Research Institute. *Epinion* dataset is a trust network generated from social network users, it represents which user trusts whom. *Gnutella* is a peer-to-peer file sharing network where *Gnutella09* is a snapshot of the network on 9th August 2002 and *Gnutella31* is a snapshot of the same network on 31st August 2002. *WikiTalk* is Wikipedia user’s talk page edit network, while *WikiVote* is a network generated from Wikipedia admin voting history data.

TOPCOM’s back bone works on DAG and it performs well on real world dataset (table 5). One reason is, for real world graphs  $AD_{DAG}$  is always smaller than  $AD$ , specifically for *AS\_Caida* average degree reduced to 1.86 from 87.36, which is a notable difference. However using DAG as back bone leads to a limitation also, i.e. maintaining distance information within SCC for each DAG node. To keep this information, most common ways are to maintain distance matrix or to keep set of edges and calculate distance at run time. Both these methods have their own pros and cons; keeping distance matrix is the fastest access method but the size of SCC leads to space limitation i.e. we need space for  $O(n^2)$  elements and for huge SCC this will be a notable problem. On the other hand keeping set of edges is a memory efficient way however, all distance finding algorithms are polynomial time in terms of  $|V|$  and  $|E|$ ;

2. <http://snap.stanford.edu/data/index.html>

TABLE 3: Real world Datasets and basic Information

Name	V	E	AD	MD	V <sub>DAG</sub>	E <sub>DAG</sub>	AD <sub>DAG</sub>	MD <sub>DAG</sub>	Largest SCC
AS_Caida	26,374	2,304,095	87.36	2,205,805	26,358	48,958	1.86	2606	8
Email_Eu	265,214	420,045	1.58	7,636	231,000	223,004	0.97	168,815	34,203
Epinion	49,289	487,183	9.88	2,631	16,264	16,497	1.01	15,789	32,417
Gnutella09	8,114	26,013	3.21	102	5,491	6,495	1.18	5,147	2,624
Gnutella31	62,586	147,892	2.36	95	48,438	55,349	1.14	43,928	14,149
WikiTalk	2,394,385	5,021,410	2.1	100,032	2,281,879	2,311,570	1.01	2,249,742	111,881
WikiVote	7,116	103,689	14.57	1,167	5,817	19,540	3.36	4869	1,300

and for huge SCC, finding distance between nodes at run time would be much slower. This represents a well known phenomenon in Computer Science called space-time trade-off. Here for our task time gets priority over space, hence we selected first method, where we are maintaining distance matrix for each DAG node. To deal with space complexity we used machine with huge memory as we mentioned previously. However we observed that our index is still not very large for contemporary machine with 4GB RAM.

## 5.2 Results and Discussion

AS per expectation, for DAG TOPCOM outperforms IS-Label method for all datasets depicted in figure 5i. Results are average query time over 10 times execution in micro-second ( $\mu s$ ), where each method calculated 10K random queries in every execution. For more detailed comparison, if we look at table 4, we can see that for datasets *Epinion*, *Gnutella09* and *Gnutella31* TOPCOM outperforms IS-Label and TreeMap by an order of magnitude. For other datasets also TOPCOM performs 2-3 times better than both of the competing methods. If we look at the Bi-Dijkstra results, TOPCOM performs multiple orders of magnitude better for all datasets. In figure 5ii results for general graphs are plotted, which clearly demonstrates superiority of TOPCOM over IS-Label for general graph. Here also we used Average Query time over 10 times execution with each run calculating 10K random queries. Now if we look at table 5 for dataset *AS\_Caida* IS-Label performs better than TOPCOM however the difference is 0.00003989 *ms* which is really very small. On the other hand TOPCOM outperforms IS-Label for all other datasets. For *Gnutella31* dataset TOPCOM performs an order of magnitude better than IS-Label and surprisingly IS-Label performs really poor on *Epinion* dataset such that TOPCOM outperforms IS-Label by two orders of magnitude. For *Gnutella09* TOPCOM performs almost 7 times better and for remaining datasets TOPCOM performs almost two times better than IS-Label. Here once again TOPCOM is multiple order of magnitudes faster than Bi-Dijkstra for all datasets.

Table 5 shows result of TreeMap and TOPCOM comparisons on unweighed graph. It is clear that TOPCOM is competitively better in *AS\_cadia*, *Gnutella09* and *Gnutella31* datasets, but TreeMap performs order of magnitude better for other three datasets. However, when we run the TreeMap for building index it took hours to build the index for some datasets, for example average index building time for *Epinion* dataset is more than 9 hours, while *Gnutella31* takes more than 26 hours. We believe one of the reasons is a bigger graph with higher average degree. To find out the actual cause, we generated synthetic graphs of different

TABLE 4: Average Query Time for DAG ( $\mu s$ )

Name	TopCom	IS-Label	Bi-Djk	TreeMap <sup>3</sup>
AS_Caida	0.1036	0.2237	24.75	0.2471
Email_Eu	0.1059	0.3865	1657.46	0.2674
Epinion	0.0360	0.2388	14.83	0.1722
Gnutella09	0.0345	0.3292	7.27	0.115
Gnutella31	0.0752	0.2095	50.74	0.254
WikiTalk	0.1300	0.3056	2555.05	-. <sup>4</sup>
WikiVote	0.1551	0.3494	43.11	0.2131

TABLE 5: Average Query Time for General Graph ( $\mu s$ )

Name	TopCom	IS-Label	Bi-Djk	TreeMap <sup>3</sup>	TopCom <sup>5</sup>
AS_Caida	0.26282	0.2229	25.9614	0.3873	0.26044
Email_Eu	12.4708	21.98527	1482.41	0.8102	10.45136
Epinion	34.6582	2114.02	3570.8667	5.727	33.1907
Gnutella09	1.3405	8.0429	110.6521	1.6255	1.29084
Gnutella31	2.46202	13.9999	299.423	5.804	2.44672
WikiVote	18.3593	23.72954	183.4193	8.371	19.06744

sizes (10000-25000) and degrees(0.5-5) and tried to build indexes using TreeMap. In figure 6i the index building time is shown in seconds, after degree 1 all graphs started taking higher time and for bigger graphs the slope of the curve is very large. We compare construction time of TOPCOM for the same set of synthetic graphs shown in figure 6ii, and as shown TOPCOM hardly takes few seconds for index construction. Highest time taken by TOPCOM is 44 sec for 25K nodes graph with average degree 5, which is almost thousand times faster compared to TreeMap. From this we can easily conclude that it is difficult for TreeMap to scale for higher degree graphs.

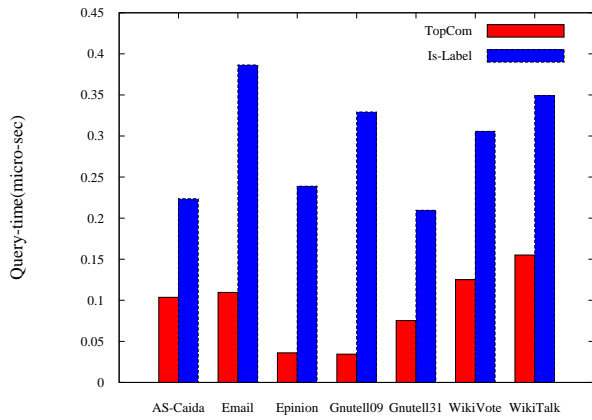
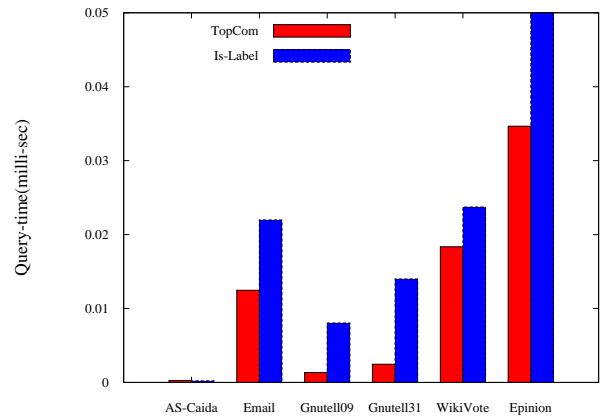
## 6 CONCLUSIONS

In this paper we proposed TOPCOM : a unique indexing method to answer distance query for directed real-world graphs. This method uses topological ordering property of DAG and describes a novel method for distance preserving compression of DAG. We compare TOPCOM with IS-Label and show that our method performs better than IS-Label for both weighted DAG and weighted general graph. We strongly believe our method should perform similar or better for unweighed graphs, because we store distance information in label irrespective of weighted/unweighted edges. We do not compare TOPCOM with other recent methods such as HCL [17] and state-of-art 2-Hop [16], because A. W-C. Fu et. al. have compared IS-Label with HCL and proved

3. Unweighted Graph results

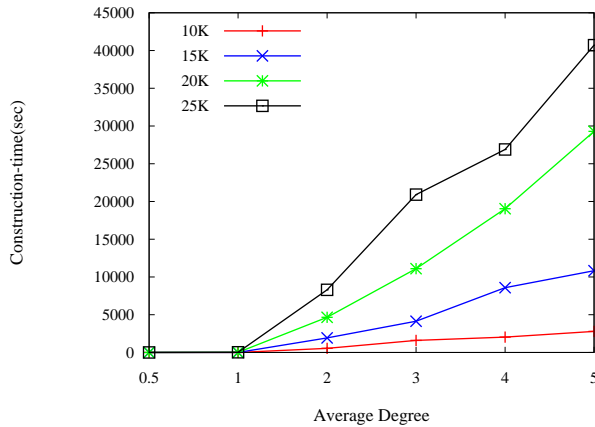
4. Unable to execute the dataset on the machine due to memory issue

5. Unweighted Graph: Avg. over 5 times execution for 10K queries

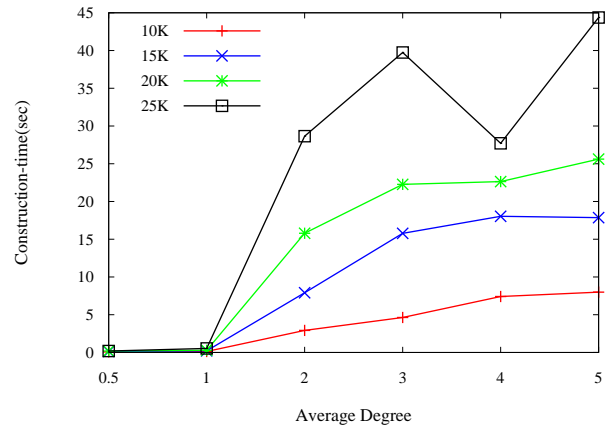
i: For DAG ( $\mu$ s)

ii: For General Graph (ms)

Fig. 5: Average Query time comparison



i: TreeMap Results on Synthetic Graphs



ii: TopCom Results on Synthetic Graphs

Fig. 6: Index Building time for Synthetic graphs

superiority of IS-Label in [19]. We also compare TOPCOM with the recent TreeMap method, which performs better for some datasets, however, we show that this method is not scalable for huge graphs with higher degree. We plan to study further to build index for dynamic large graphs that can answer exact distance query in an acceptable time.

## REFERENCES

- [1] K. Okamoto, W. Chen, and X.-Y. Li, "Ranking of closeness centrality for large-scale social networks," in *Frontiers in Algorithmics*, ser. Lecture Notes in Computer Science, 2008, vol. 5059, pp. 186–195.
- [2] A. Erdem Sariyuce, K. Kaya, E. Saule, and U. V. Catalyurek, "Incremental Algorithms for Network Management and Analysis based on Closeness Centrality," *ArXiv e-prints*, 2013.
- [3] D. Kempe, J. Kleinberg, and E. Tardos, "Maximizing the spread of influence through a social network," in *ACM SIGKDD*, ser. KDD '03, 2003, pp. 137–146.
- [4] L. Backstrom, D. Huttenlocher, J. Kleinberg, and X. Lan, "Group formation in large social networks: Membership, growth, and evolution," ser. SIGMOD, 2006, pp. 44–54.
- [5] M. Hasan and M. Zaki, "A survey of link prediction in social networks," in *Social Network Data Analytics*, C. C. Aggarwal, Ed. Springer US, 2011, pp. 243–275.
- [6] M. Kargar and A. An, "Keyword search in graphs: Finding r-cliques," *Proc. VLDB Endow.*, vol. 4, no. 10, pp. 681–692, Jul. 2011.
- [7] A. Ukkonen, C. Castillo, D. Donato, and A. Gionis, "Searching the wikipedia with contextual information," in *ACM CIKM '08*, 2008, pp. 1351–1352.
- [8] Y. Tao, C. Sheng, and J. Pei, "On k-skip shortest paths," in *ACM SIGMOD*, 2011, pp. 421–432.
- [9] I. Abraham, D. Delling, A. V. Goldberg, and R. F. Werneck, "A hub-based labeling algorithm for shortest paths in road networks," in *International Conference on Experimental Algorithms*, ser. SEA'11, 2011, pp. 230–241.
- [10] D. Yan, J. Cheng, W. Ng, and S. Liu, "Finding distance-preserving subgraphs in large road networks," in *ICDE*, 2013, pp. 625–636.
- [11] I. Abraham, D. Delling, A. V. Goldberg, and R. F. Werneck, "Hierarchical hub labelings for shortest paths," in *Annual European Conference on Algorithms*, ser. ESA'12, 2012, pp. 24–35.
- [12] K. Tretyakov, A. Armas-Cervantes, L. Garcia-Bañuelos, J. Vilo, and M. Dumas, "Fast fully dynamic landmark-based estimation of shortest path distances in very large graphs," in *ACM CIKM*, 2011, pp. 1785–1794.
- [13] M. Qiao, H. Cheng, L. Chang, and J. Yu, "Approximate shortest distance computing: A query-dependent local landmark scheme," *IEEE Transactions, Knowledge and Data Engineering*, vol. 26, no. 1, pp. 55–68, Jan 2014.
- [14] M. Potamias, F. Bonchi, C. Castillo, and A. Gionis, "Fast shortest path distance estimation in large networks," in *ACM CIKM*, ser. CIKM '09, 2009, pp. 867–876.
- [15] T. Akiba, Y. Iwata, and Y. Yoshida, "Fast exact shortest-path distance queries on large networks by pruned landmark labeling," in *ACM SIGMOD*, 2013, pp. 349–360.
- [16] E. Cohen, E. Halperin, H. Kaplan, and U. Zwick, "Reachability

- and distance queries via 2-hop labels," in *Annual ACM-SIAM Symposium on Discrete Algorithms*, ser. SODA '02, 2002, pp. 937–946.
- [17] R. Jin, N. Ruan, Y. Xiang, and V. Lee, "A highway-centric labeling approach for answering distance queries on large sparse graphs," in *ACM SIGMOD*, ser. SIGMOD '12, 2012, pp. 445–456.
- [18] M. Jiang, A. W.-C. Fu, R. C.-W. Wong, and Y. Xu, "Hop doubling label indexing for point-to-point distance querying on scale-free networks," *VLDB Endow.*, vol. 7, no. 12, pp. 1203–1214, Aug. 2014.
- [19] A. W.-C. Fu, H. Wu, J. Cheng, and R. C.-W. Wong, "Is-label: An independent-set based labeling scheme for point-to-point distance querying," *Proc. VLDB Endow.*, vol. 6, pp. 457–468, 2013.
- [20] H. Yıldırım, V. Chaoji, and M. Zaki, "Grail: a scalable index for reachability queries in very large graphs," *The VLDB Journal*, vol. 21, no. 4, pp. 509–534, 2012.
- [21] A. D. Zhu, W. Lin, S. Wang, and X. Xiao, "Reachability queries on large dynamic graphs: A total order approach," in *ACM SIGMOD*, 2014, pp. 1323–1334.
- [22] J. Cheng, S. Huang, H. Wu, and A. W.-C. Fu, "Tf-label: A topological-folding labeling scheme for reachability querying in a large graph," ser. SIGMOD, 2013, pp. 193–204.
- [23] Y. Xiang, "Answering exact distance queries on real-world graphs with bounded performance guarantees," *The VLDB Journal*, vol. 23, no. 5, pp. 677–695, Oct. 2014.
- [24] R. Bellman, "On a Routing Problem," *Quarterly of Applied Mathematics*, vol. 16, pp. 87–90, 1958.
- [25] T. H. Cormen, C. Stein, R. L. Rivest, and C. E. Leiserson, *Introduction to Algorithms*, 2nd ed. McGraw-Hill Higher Education, 2001.
- [26] R. Bauer, D. Delling, P. Sanders, D. Schieferdecker, D. Schultes, and D. Wagner, "Combining hierarchical and goal-directed speed-up techniques for dijkstra's algorithm," *J. Exp. Algorithmics*, vol. 15, pp. 2.3:2.1–2.3:2.31, Mar. 2010.
- [27] D. Wagner and T. Willhalm, "Speed-up techniques for shortest-path computations," in *STACS 2007*, ser. Lecture Notes in Computer Science, W. Thomas and P. Weil, Eds. Springer Berlin Heidelberg, 2007, vol. 4393, pp. 23–36.
- [28] L. Sint and D. de Champeaux, "An improved bidirectional heuristic search algorithm," *J. ACM*, vol. 24, no. 2, pp. 177–191, Apr. 1977.
- [29] U. Zwick, "Exact and approximate distances in graphs a survey," in *Algorithms ESA 2001*, ser. Lecture Notes in Computer Science, F. auf der Heide, Ed. Springer Berlin Heidelberg, 2001, vol. 2161, pp. 33–48.
- [30] C. Sommer, "Shortest-path queries in static networks," *ACM Comput. Surv.*, vol. 46, no. 4, pp. 45:1–45:31, Mar. 2014.
- [31] M. Rice and V. J. Tsotras, "Graph indexing of road networks for shortest path queries with label restrictions," *Proc. VLDB Endow.*, vol. 4, no. 2, pp. 69–80, Nov. 2010.
- [32] A. D. Zhu, H. Ma, X. Xiao, S. Luo, Y. Tang, and S. Zhou, "Shortest path and distance queries on road networks: Towards bridging theory and practice," in *Proceedings of the 2013 ACM SIGMOD International Conference on Management of Data*, ser. SIGMOD '13, 2013, pp. 857–868.
- [33] R. Geisberger, P. Sanders, D. Schultes, and D. Delling, "Contraction hierarchies: Faster and simpler hierarchical routing in road networks," in *Proceedings of the 7th International Conference on Experimental Algorithms*, ser. WEA'08. Berlin, Heidelberg: Springer-Verlag, 2008, pp. 319–333.
- [34] P. Sanders and D. Schultes, "Highway hierarchies hasten exact shortest path queries," in *Algorithms ESA 2005*, ser. Lecture Notes in Computer Science, G. Brodal and S. Leonardi, Eds. Springer Berlin Heidelberg, 2005, vol. 3669, pp. 568–579.
- [35] S. Jung and S. Pramanik, "An efficient path computation model for hierarchically structured topographical road maps," *IEEE Trans. on Knowl. and Data Eng.*, vol. 14, no. 5, pp. 1029–1046, Sep. 2002.
- [36] A. Gubichev, S. Bedathur, S. Seufert, and G. Weikum, "Fast and accurate estimation of shortest paths in large graphs," in *Proceedings of the 19th ACM International Conference on Information and Knowledge Management*, ser. CIKM '10. New York, NY, USA: ACM, 2010, pp. 499–508.
- [37] A. D. Zhu, X. Xiao, S. Wang, and W. Lin, "Efficient single-source shortest path and distance queries on large graphs," in *ACM SIGKDD*, 2013, pp. 998–1006.
- [38] J. Cheng and J. X. Yu, "On-line exact shortest distance query processing," in *Proceedings of the 12th International Conference on Extending Database Technology: Advances in Database Technology*, ser. EDBT '09. New York, NY, USA: ACM, 2009, pp. 481–492.
- [39] J. Gao, R. Jin, J. Zhou, J. X. Yu, X. Jiang, and T. Wang, "Relational approach for shortest path discovery over large graphs," *Proc. VLDB Endow.*, vol. 5, no. 4, pp. 358–369, Dec. 2011.
- [40] F. Wei, "Tedi: Efficient shortest path query answering on graphs," in *Proceedings of the 2010 ACM SIGMOD International Conference on Management of Data*, ser. SIGMOD '10. New York, NY, USA: ACM, 2010, pp. 99–110.
- [41] J. Cheng, Y. Ke, S. Chu, and C. Cheng, "Efficient processing of distance queries in large graphs: A vertex cover approach," in *Proceedings of the 2012 ACM SIGMOD International Conference on Management of Data*, ser. SIGMOD '12. New York, NY, USA: ACM, 2012, pp. 457–468.
- [42] R. Tarjan, "Depth first search and linear graph algorithms," *SIAM Journal on Computing*, 1972.
- [43] P. Massa and P. Avesani, "Trust-aware bootstrapping of recommender systems," in *ECAI Workshop on Recommender Systems*, 2006, pp. 29–33.
- [44] V. Dave and M. Hasan, "Topcom: Index for shortest distance query in directed graph," in *Database and Expert Systems Applications*, ser. Lecture Notes in Computer Science. Springer International Publishing, 2015, vol. 9261, pp. 471–480.

## APPENDIX

This paper is an extension of the short paper published in an international conference [44]. In this journal version paper, we have made considerable additions to the short paper, which are listed below:

- 1) We have added an important theoretical explanation with proof that our TOPCOM is the 2-Hop indexing method, which is the most accepted indexing method from the last decade. We used the well known mathematical induction technique for this proof which is explained in the section 3.4.
- 2) Our short paper version included indexing for only DAG(Directed Acyclic Graph). In the journal version we have extended our indexing method for arbitrary directed graphs. The description of the method is available in section 4.
- 3) In section 5 we have added experimental evaluation of the extended method for any directed graph that shows considerable improvement over state of the art methods.
- 4) We have also added experimental study to compare scalability of TopCom with TreeMap. The comparison is performed over graphs with 10000, 15000, 20000 and 25000 nodes and their average degrees being 0.5, 1, 2, 3, 4 and 5. So 24 graphs with different sizes and densities were used for checking the scalability of the indexing method. This comparative study shows that TopCom is significantly better than TreeMap for huge graphs. The description is available in section 5.2.
- 5) A newly added section 2 is a related work section which has brief descriptions of the recent research on indexing.

We believe there is atleast 45% additional content in the journal version as compared to the short paper.