

EPIDEMICS ON NETWORKS WITH HETEROGENEOUS POPULATION AND STOCHASTIC INFECTION RATES

STEFANO BONACCORSI AND STEFANIA OTTAVIANO

ABSTRACT. In this paper we study the diffusion of an SIS-type epidemics on a network under the presence of a random environment, that enters in the definition of the infection rates of the nodes. Accordingly, we model the infection rates in the form of independent stochastic processes.

To analyse the problem, we apply a mean field approximation, which allows to get a stochastic differential equation for the probability of infection in each node, and classical tools about stability, which require to find suitable Lyapunov's functions.

Here, we aim to find which conditions guarantee, respectively, extinction and stochastic persistence of the epidemics. We show that there exists two regions, given in terms of the coefficients of the model, one where the system goes to extinction almost surely, and the other where it is stochastic permanent. These two regions are, unfortunately, not adjacent, as there is a gap between them, whose extension depends on the specific level of noise. In this last region, we perform numerical analysis to suggest the true behaviour of the solution.

1. INTRODUCTION

Epidemiology studies the spread of diseases in (human) population, where the brackets mean that similar problems arise in real world problems such as virus propagation in computer networks and diffusion of informations.

In population models, as well as in many other application fields, the parameters have a great variability depending on errors in the observed and measured data, on uncertainties, e.g. when some variables cannot be measured, on lack of knowledge or, simply, on the presence of a random environment. Hence it is appropriate to consider the parameters as random variables with a specified given distribution and study differential equations with random coefficients or incorporating stochastic effects. This kind of models are better in describing real behavior than model involving equations with deterministic coefficients [1, 30, 31].

The modeling of random perturbation is classically obtained in two different ways. On the one side, stochastic differential equations have been used to approximate the Markov chain model (see for instance [24, 8]). On the other side, a simpler approach consists of introducing parameter perturbations in the ordinary differential equation, so to examine the effects of environmental stochasticity: see for instance [23, 14] and the review in [6, 30].

Although most of the analysis concerns the population as a whole, and a deterministic behaviour arises from a naive application of the law of large numbers, it must be recalled that the effective diffusion occurs through individual people, that may differ in many different aspects (genetics, biology or social behaviour). A short overview on works in literature that consider heterogeneous populations can be

2000 *Mathematics Subject Classification.* 05C90, 34D23, 60H10.

Key words and phrases. susceptible-infected-susceptible models, stochastic models, stochastic persistence, stability of the null solution.

living document, September 11, 2022.

found in [37, 28]. Following these considerations, the parameters characterising the infection (say, the rate of infection or the rate of recovery) have a variety among the population and, moreover, in most cases, cannot be fixed a priori: only their statistical properties are known. Accordingly, in our work, we consider an *heterogeneous population*, taking into account also its structure and the stochasticity in the transmission of infection.

The epidemic model adopted in the rest of the paper is of the SIS (susceptible-infected-susceptible) type. In the SIS model, an individual can be repeatedly infected, recover and yet be infected again. This model covers those types of disease that does not confer immunity, e.g. common cold, sexually transmitted diseases, and other bacterial infections [13, 19]. Computer viruses also belong in this category, indeed once cured, without a constant upgrade of the antivirus softwares, the computer has no way to fend off subsequent attacks by the same virus. [27]. The SIS model can be used also for describing some social behaviours and emotions [17].

Our model introduces a spatial description of the population, the diffusion of epidemics spreading on an undirected simple graph $G = (V, E)$. The population is described via an $N \times N$ contact matrix A (i.e. the adjacency matrix of G); for simplicity, we do not allow for birth, death and movement of the individuals. Further, we introduce heterogeneity in the model by means of a stochastic perturbation term (see Section 2.2 below) and we obtain the following system of Itô stochastic differential equations

$$\begin{aligned} dx_i(t) &= [\beta s_i(t)(1 - x_i(t)) - \delta x_i(t)] dt + \sigma_i(x_i(t))s_i(t)(1 - x_i(t)) dw_i(t), \\ s_i(t) &= \sum_{j=1}^N a_{ij}x_j(t), \quad i \in \{1, \dots, N\} \end{aligned} \tag{6}$$

for the unknowns $x_i(t)$ which represent the probability that individual i is infected at time t , with a given vector of initial conditions $(x_1(0), \dots, x_N(0))$.

This paper aims to consider the dynamics of the epidemic model (6). In the next section we discuss the dynamics of the stochastic model, and, at first, we consider the existence of the solution for all times. Typically, conditions assuring the non-explosion of the solution involves local Lipschitz continuity and a linear growth condition. In our case, we miss this last condition so it is necessary to prove that the solution does not explode at a finite time. Moreover we prove that the unique global solution remains within $(0, 1)^N$ whenever it starts from this region.

Moreover, we concentrate on the long time behaviour of the solution. We shall prove that there are two typical phenomena arising in accordance with the relative values of the parameters of the model: the mean value of the infection rate β , the recovery rate δ and the intensity of the noise, that is described by the Lipschitz constant M of the functions $\sigma_i(x)$.

We show that in the case that δ is large with respect to the other parameters, then the solution tends to extinction almost surely. We obtain this result by proving the global attractiveness of the null solution for system (7) in Section 4. We use a standard technique of Lyapunov functions, introduced by Khasminskii [15] and later employed by many other authors (see for instance [22, 12]). Later we discuss on the *stochastic permanence* of the solution. This concept, which can be paraphrased by saying that the epidemic process will survive forever, is one of the most important and interesting topics in the analysis of the model. In section 5 we give conditions on the parameters, that informally can be stated by saying that δ (the recovery rate) is small compared to the other parameters, such that the epidemic process is stochastically permanent.

We find a gap between the two regions of extinction and persistence, given in terms of the parameters of the model. Finally in Section 6 we provide numerical results that also investigate the behaviour of the solution into this middle region.

2. DESCRIPTION OF THE MODEL

2.1. Mean field approximation. In this paper, we consider a continuous-time SIS model for the diffusion of epidemics spreading on an undirected simple graph $G = (V, E)$. The population is described via an $N \times N$ contact matrix A (i.e. the adjacency matrix of G); for simplicity, we do not allow for birth, death and movement of the individuals.

The recovery process is a Poisson process with rate δ , and the infection process is a *per link* Poisson process where the infection rate between an healthy and an infected node is β . Thus each susceptible node can be infected, at time t , by any of its neighbors, with a total infection rate $\beta s_i(t)$, where $s_i(t)$ stands for the strength of the epidemics in the nodes that are directly connected with it. All the infection and recovery processes are independent, thus they compete for the production of an event (infection or recovery).

The state of the collective system of all nodes, i.e. the state of the network, is actually the joint state of all the nodes' states. Since we assume that the infection and curing processes are of Poisson type, the SIS process, developing on a graph with N nodes, can be modeled as a continuous-time Markov process with 2^N states, covering all possible combinations in which N nodes can be infected [35, 29]. Unfortunately, the exponential growth with N of the state space poses severe limitations in order to determine the set of solutions for large, real networks. For this reason, in [35] a first order mean-field approximation (NIMFA) of the exact model is proposed.

Basically NIMFA replaces the actual infection rate for the node i , $\beta \sum_{j=1}^N a_{ij} X_j(t)$ (where the sum is done on all the neighbour nodes), by its average rate $\beta \sum_{j=1}^N a_{ij} \mathbb{E}[X_j(t)]$, where $X_j(t)$ is the state variable representing the state of the node j .

Thus, we introduce the unknowns $x_i(t)$ which represent the probability that individual i is infected at time t , $x_i(t) = \mathbb{E}[X_i(t)]$ and in the NIMFA model their evolution obeys the following differential equation

$$\dot{x}_i(t) = \beta s_i(t)(1 - x_i(t)) - \delta x_i(t), \quad i \in \{1, \dots, N\} \quad (1)$$

$$s_i(t) = \sum_{j=1}^N a_{ij} x_j(t) \quad (2)$$

where $s_i(t)$ represents the strength of the infection that may reach individual i through the adjacency matrix $A = (a_{ij})$.

The time-derivative of the infection probability of individual i consists of two competing processes:

- (1) while healthy (with probability $1 - x_i(t)$), all infected neighbors, whose average number is $s_i(t)$, try to infect node i at rate β ;
- (2) while individual i is infected (with probability $x_i(t)$) it is cured at rate δ .

Epidemic threshold. The exact SIS Markov model has a unique absorbing state, so in the long run we shall get the extinction of the epidemics. However the waiting time to absorption is a random variable whose distribution depends on the initial state of the system, and on the parameters of the model [2, 25, 26, 5]. In fact there is a critical value τ_c of the effective spreading rate $\tau = \beta/\delta$, whereby

if τ is distinctly larger than τ_c the time to absorption grows exponentially in N , while for τ distinctly less than τ_c the lifetime of epidemic is rather small [25, 11, 35].

Thus, above the threshold a typical realisation of the epidemic process may experience a very long time before absorption to the zero-state. During this period, the distribution of the number of infected individuals is close to the distribution of the number of infected individuals conditioned on non-extinction, the so-called *quasi-stationary distribution* [9, 25, 26]. However, the analytical computation of the exact quasi-stationary distribution is not feasible, as it is showed in [25]

Even so numerical simulations of SIS processes reveal that, already for reasonably small networks ($N \geq 100$) and when $\tau > \tau_c$, the overall-healthy state is only reached after an unrealistically long time. Hence, the indication of the model is that, in the case of real networks, one should expect that the extinction of epidemics is hardly ever attained [33, 10]. For this reason the literature is mainly concerned with establishing the value of the epidemic threshold, being a key parameter behind immunisation strategies related to the network protection against viral infection.

NIMFA determines the epidemic threshold for the effective spreading rate as $\tau_c^{(1)} = \frac{1}{\lambda_1(A)}$, where the superscript (1) refers to the first-order mean-field approximation [35, 34, 5].

When $\tau > \tau_c^{(1)}$, the mean-field equation (1) shows a second non-zero steady-state that reflects well the observed viral behavior [32]: it can be seen as the analogous of the quasi-stationary distribution of the exact stochastic SIS model.

A consequence of replacing the random variable by its expectation in the mean field approximations results in the neglecting of correlations in the dynamic process: mean field approximation treats the joint probability $\mathbb{P}(X_i = 1, X_j = 1)$ as if X_i and X_j were independent, $\mathbb{P}(X_i = 1)\mathbb{P}(X_j = 1)$. As a consequence of this simplification, NIMFA yields an upper bound for the probability of infection of each node, as well as a lower bound for the epidemic threshold, i.e., $\tau_c \geq \tau_c^{(1)}$. This fact was rigorously proved in [7], by showing that the state of nodes are non-negatively correlated. Thus from the applicative standpoint, a key issue is to determine for which networks of given order NIMFA performs worst, meaning that $\alpha = \frac{\tau_c}{\tau_c^{(1)}}$ is largest. One can observe that, basically, if the states of the nearest nodes are sufficiently weakly dependent and the number of neighbours of node i , d_i (i.e., the degree of node i) is large enough so that the Lindberg's Central Limit Theorem is applicable, then there is a good approximation result by previous replacement. Informally, we can say that the mean field approximation holds if in the underlying network, the degree of the nodes increase as the number of nodes N tends to infinity [36].

Moreover, evaluations on the variance of $\beta \sum_{i=1}^N a_{ij} X_j(t)$ in [35], shows that the deviations between the NIMFA model and the exact SIS are largest for intermediate values of τ , i.e. we expect large deviations in some τ -region around the exact τ_c .

2.2. The stochastic model. As we have shown in the previous section, NIMFA assumes that the infection rate (such as the recovery rate) is given *a priori*, it is constant among the population and does not change in time. We now modify the reference model to allow heterogeneity of the population, and considering that the reference parameters can be affected by stochastic fluctuations.

Let Ω be a given reference probability space, and $\omega \in \Omega$ one possible outcome that represents a possible perturbation of the population's parameter. We consider that the disease spreads among the

population according to the dynamics

$$\begin{aligned} \dot{x}_i(t, \omega) &= \beta(\omega) s_i(t, \omega) (1 - x_i(t, \omega)) - \delta(\omega) x_i(t, \omega), \quad i \in \{1, \dots, N\} \\ s_i(t, \omega) &= \sum_{j=1}^N a_{ij} x_j(t, \omega) \end{aligned} \quad (3)$$

Hence, the rate coefficients, $\beta(\omega)$ and $\delta(\omega)$, as well as the unknowns $x_i(t, \omega)$, are assumed to be random variables on the probability space $(\Omega, \mathcal{F}, \mathbb{P})$, for a given σ -algebra \mathcal{F} and a probability measure \mathbb{P} on it.

However realistic heterogeneous parameter distributions are not constant in time but could be considered as additional dynamical variables [37]. Thus, in order to model the fluctuations in time of the parameters, we consider white noise [3], a natural starting point for the case when the functional form and properties of the stochastic process are not known ([37, 23, 14]).

In particular, we consider that each node can be infected by all its infected neighbors with rate β_i , that is described by a stochastic process of the form

$$\beta_i \longrightarrow \beta + \sigma_i(x_i(t)) \dot{w}_i(t),$$

where $\dot{w}_i(t)$ is the white-noise mapping and the functions $\sigma_i : [0, 1] \rightarrow (0, +\infty)$, that provide the noise level for each node, are continuous and bounded, satisfying a locally Lipschitz condition

$$\sup_{x \in (0, 1)} \frac{\sigma_i(x)}{x} \leq M, \quad \text{for every } i = 1, \dots, N. \quad (4)$$

This choice implies that the intensity of the infection rate varies around a mean value, and the disturbance is small if the value of the probability of infection is small.

We shall assume the following:

$$\begin{aligned} W(t) &= (w_1(t), \dots, w_N(t)) \text{ is a } N\text{-dimensional Brownian motion, with identity covariance} \\ &\text{matrix, defined on a stochastic basis } (\Omega, \mathcal{F}, \{\mathcal{F}_t\}, \mathbb{P}). \end{aligned} \quad (5)$$

For the sake of simplicity, we shall assume that the recovery rate δ is a deterministic constant. The general case does not change substantially the results that we present here.

The system is then described by the Itô stochastic differential equation

$$\begin{aligned} dx_i(t) &= [\beta s_i(t) (1 - x_i(t)) - \delta x_i(t)] dt + \sigma_i(x_i(t)) s_i(t) (1 - x_i(t)) dw_i(t), \\ s_i(t) &= \sum_{j=1}^N a_{ij} x_j(t), \quad i \in \{1, \dots, N\} \end{aligned} \quad (6)$$

with a given vector of initial conditions $(x_1(0), \dots, x_N(0))$.

We represent previous equation also by the vector-valued stochastic differential equation

$$\begin{aligned} dX(t) &= f(X(t)) dt + g(X(t)) dW_t \\ X(0) &= (x_1(0), \dots, x_N(0)), \end{aligned} \quad (7)$$

where $X(t) = (x_1(t), \dots, x_N(t))$ while $f(X(t))$ and $g(X(t))$ are functions defined in \mathbb{R}^N and $L(\mathbb{R}^N, \mathbb{R}^N)$, respectively. The j -th component of f is $\beta(1 - x_j(t))s_j(t) - \delta x_j(t)$, whereas g is a diagonal matrix with entries $\sigma_j(x_j(t))(1 - x_j(t))s_j(t)$. We shall denote $\Delta = (0, 1)^N$.

3. BASIC DYNAMICS OF THE STOCHASTIC MODEL

Theorem 1. *For any initial condition $X(0) = (x_1(0), \dots, x_N(0))$ such that $X(0) \in \Delta$, there exists a unique global solution to system (6) on $t \geq 0$ and the solution remains in Δ almost surely for all times.*

One way to ensure that the dynamics remain on Δ (i.e., Δ is invariant) is to note that for any $x \in \partial\Delta$ the scalar product between $f(x)$ and the outward normal vector $\nu(x)$ is

$$\langle f(x), \nu(x) \rangle \leq 0, \quad x \in \partial\Delta,$$

and that the diffusion terms is orthogonal to the outward normal vector $\nu(x)$:

$$\langle g(x) \cdot y, \nu(x) \rangle = 0, \quad \text{for all } y \in \mathbb{R}^N, \ x \in \partial\Delta.$$

However, the proof below follows a different approach, which allows to prove some further properties of the solution.

Proof. Since the coefficients of the equation are locally Lipschitz continuous, for any given initial value $X(0) \in (0, 1)^N$ there is a unique local solution on $t \in [0, \tau_e)$, where τ_e is the explosion time (see for instance [3]).

To show this solution is global, we need to show that $\tau_e = \infty$ a.s. This is achieved if we prove a somehow stronger property of the solution, namely that it never leaves the domain Δ . The following computations are somehow standard (compare for instance [21]). Let $n_0 > 0$ be sufficiently large for $x_i(0) \in \left(\frac{1}{n_0}, 1 - \frac{1}{n_0}\right)$ for all $i = 1, \dots, N$. For each integer $n \geq n_0$, define the stopping time

$$\tau_n = \inf \left\{ t \in [0, \tau_e) : \min_{1 \leq i \leq N} x_i(t) \leq 1/n \text{ or } \max_{1 \leq i \leq N} x_i(t) \geq 1 - 1/n \right\},$$

where, as customary, $\inf \emptyset = +\infty$ (with \emptyset denoting the empty set).

Clearly τ_n is increasing as $n \rightarrow \infty$ and letting $\tau_\infty = \lim_{n \rightarrow \infty} \tau_n$, we have $\tau_\infty \leq \tau_e$ a.s. Hence we basically need to show that $\tau_\infty = \infty$ a.s; if this were not so, there would exists a pair of constants $T > 0$ and $\epsilon \in (0, 1)$ such that

$$\mathbb{P}\{\tau_\infty \leq T\} > \epsilon.$$

Accordingly, there is an integer $n_1 \geq n_0$ such that

$$\mathbb{P}\{\tau_n \leq T\} \geq \epsilon \quad \forall n \geq n_1. \quad (8)$$

Now we define a function $V : (0, 1)^N \rightarrow \mathbb{R}^+$ as

$$V(X(t)) = - \sum_{i=1}^N \log [x_i(t)(1 - x_i(t))].$$

By Itô's formula we have

$$\begin{aligned} dV(X(t)) = & \sum_{i=1}^N \left(\frac{1}{1 - x_i} - \frac{1}{x_i} \right) [(\beta s_i(1 - x_i) - \delta x_i) dt + \sigma_i(x_i) s_i(1 - x_i) dw_i(t)] \\ & + \frac{1}{2} \sum_{i=1}^N \left(\frac{1}{(1 - x_i)^2} + \frac{1}{x_i^2} \right) \sigma^2(x_i) s_i^2 (1 - x_i)^2 dt, \end{aligned} \quad (9)$$

where we hide the explicit dependence on time of the processes x_i and s_i . Let L be the infinitesimal generator associated to the stochastic equation (7) defined, for $V \in C^\infty(\Delta)$, by

$$LV(X) = \sum_{i=1}^N f_i(X) \partial_{x_i} V(X) + \frac{1}{2} \sum_{i=1}^N g_{ii}^2(X) \partial_{x_i x_i}^2 V(X), \quad X = (x_1, \dots, x_N); \quad (10)$$

then from (9)

$$dV(X(t)) = LV(X(t))dt + dM(t),$$

where $M(t)$ is the (local) martingale defined by

$$M(t) = \sum_{i=1}^N \int_0^t \left(\frac{1}{1-x_i(t)} - \frac{1}{x_i(t)} \right) \sigma_i(x_i(t)) s_i(t) (1-x_i(t)) dw_i(t).$$

Lemma 2. *There is a finite constant K such that $LV(X) \leq K$ for every $X \in \Delta$.*

We postpone the proof of the lemma and continue to pursue the global existence of the solution. By the lemma we have

$$\int_0^{\tau_n \wedge T} dV(X(t)) \leq \int_0^{\tau_n \wedge T} K dt + M(t), \quad (11)$$

and taking the expectation

$$\mathbb{E}[V(X(\tau_n \wedge T))] \leq \mathbb{E}[V(X(0))] + K \mathbb{E}(\tau_n \wedge T) \leq \mathbb{E}[V(X(0))] + KT. \quad (12)$$

Set $\Omega_n = \{\tau_n \leq T\}$ for $n \geq n_1$. By (8) we have $P(\Omega_n) \geq \epsilon$. Since for every $\omega \in \Omega_n$, there is at least one of the $x_i(\tau_n, \omega)$ equaling either $1/n$ or $1 - 1/n$, then it holds

$$V(X(\tau_n, \omega)) \geq - \left(\log \left(\frac{1}{n} \right) + \log \left(1 - \frac{1}{n} \right) \right). \quad (13)$$

Then from (12) and (13) it follows that

$$V(X(0)) + KT \geq \mathbb{E}[\chi_{\Omega_n} V(X(\tau_n, \omega))] \geq \epsilon (\log(n) + 1)$$

where χ_{Ω_n} is the indicator function of Ω_n . Letting $n \rightarrow \infty$ we have the following contradiction

$$\infty > V(X(0)) + KT = \infty,$$

hence we must have $\tau_\infty = \infty$ a.s. and the proof is complete. \square

Proof of Lemma 2. Recall that

$$LV(X) = \sum_{i=1}^N \left[\left(\frac{1}{1-x_i} - \frac{1}{x_i} \right) (\beta s_i(1-x_i) - \delta x_i) + \frac{1}{2} \left(\frac{1}{(1-x_i)^2} + \frac{1}{x_i^2} \right) \sigma_i^2(x_i) s_i^2(1-x_i)^2 \right];$$

the last term is bounded by

$$\frac{1}{2} \left(\frac{1}{(1-x_i)^2} + \frac{1}{x_i^2} \right) \sigma_i^2(x_i) s_i^2(1-x_i)^2 \leq \frac{1}{2} \left(\frac{x_i^2 + (1-x_i)^2}{(1-x_i)^2 x_i^2} \right) M^2 x_i^2 s_i^2(1-x_i)^2 \leq M^2 (N-1)^2.$$

The first term is given by

$$\left(\frac{1}{1-x_i} - \frac{1}{x_i} \right) (\beta s_i(1-x_i) - \delta x_i) = \frac{2x_i - 1}{x_i(1-x_i)} (\beta s_i(1-x_i) - \delta x_i);$$

since the function

$$y(x) = \frac{2x-1}{x(1-x)} (\beta s(1-x) - \delta x), \quad x \in (0, 1)$$

has a maximum in $x_m = \frac{\sqrt{\beta s}}{\sqrt{\beta s} + \sqrt{\delta}}$ that is

$$y(x_m) = \beta s + \delta - 2\sqrt{\delta \beta s},$$

in our framework, since $s_i = \sum a_{ij}x_j \leq N-1$, we finally get

$$LV(X) \leq N [\beta(N-1) + \delta + M^2(N-1)^2] \quad (14)$$

so the claim follows with a constant K given by the right-hand side of (14). \square

4. LONG TIME PROPERTIES OF THE ZERO SOLUTION

Now we provide an analysis of the stability of the zero solution, i.e. the disease-free equilibrium, in order to identify the threshold condition for controlling the infection or eventually eradicating it.

Let $X_0 = 0$ be the vector of all zero components and let us consider the equation (7). Since $f(X_0) = 0$ and $g(X_0) = 0$ for all $t \geq 0$, it follows that the unique solution of (7) satisfying the initial condition $X(0) = X_0$ is the identically zero solution $X(t) = X_0$. For the definitions and conditions on the stability of the zero solution we refer to [3, Chapter 11].

Remark 1. *The contact matrix A , that is the adjacency matrix of an undirected graph, is symmetric and satisfies*

$$\begin{aligned} \langle AX, X \rangle &\leq \lambda_1(A) |X|^2, \\ \langle AX, AX \rangle &\leq \lambda_1(A)^2 |X|^2 \end{aligned} \quad (15)$$

for every $X \in \mathbb{R}^N$.

Theorem 3. *Recall that M is the constant from (4). If*

$$\delta > \beta \lambda_1(A) + \frac{1}{32} M^2 \lambda_1(A)^2 \quad (16)$$

then the null solution for (7), $X(t) = X_0$, is stochastically asymptotically stable in the large in $(0, 1)^N$. This means that X_0 is stochastically stable and

$$\lim_{t \rightarrow \infty} \mathbb{P}[X(t) = 0] = 1,$$

for all $X(0) \in (0, 1)^N$.

Proof. Let us define the Lyapunov function $V : (0, 1)^N \rightarrow \mathbb{R}_+ = [0, \infty)$

$$V(X) = |X|^2;$$

recalling the definition of the infinitesimal generator L in (10) and setting (compare (6))

$$s_i = \sum_{j=1}^N a_{ij}x_j$$

we have

$$LV(X) = 2\beta \sum_{i=1}^N x_i s_i - 2\delta |X|^2 - 2\beta \sum_{i=1}^N x_i^2 s_i + \sum_{i=1}^N \sigma(x_i)^2 (1-x_i)^2 s_i^2.$$

Since it holds that

$$x(1-x) \leq \frac{1}{4},$$

we have from (15) and condition (4) that

$$LV(X) \leq \left(2\beta\lambda_1(A) - 2\delta + \frac{1}{16}M^2\lambda_1(A)^2 \right) |X|^2. \quad (17)$$

In order to conclude, we shall impose that $C = 2\beta\lambda_1(A) - 2\delta + \frac{1}{16}M^2\lambda_1(A)^2$ is strictly negative, i.e.,

$$\delta > \beta\lambda_1(A) + \frac{1}{32}M^2\lambda_1(A)^2$$

as required. Then under this assumption we have that

$$LV(X) \leq CV(X).$$

and by [3, Theorem 11.2.8, point c)] X_0 is stochastically asymptotically stable in the large in $(0, 1)^N$.
□

5. STOCHASTIC PERMANENCE

We obtain, from Theorem 1, that the solution exists for all times and that it remains in Δ definitely. However, this property is too weak for the applications, so we search for further details about the asymptotic behaviour of the solution. First, we recall the following definition from [20].

Definition 4. Equation (6) (equivalently, (7)) is said to be *stochastically permanent* if for any $\varepsilon > 0$ there exists a constant $\chi = \chi(\varepsilon)$ such that, for any initial condition $X(0) = (x_1(0), \dots, x_N(0)) \in \Delta$, the solution satisfies

$$\liminf_{t \rightarrow \infty} \mathbb{P}(|X(t)| \geq \chi) \geq 1 - \varepsilon. \quad (18)$$

At first, we prove a result that seems interesting on its own.

Theorem 5. Assume that

$$\delta < \lambda_1(A)\beta - \frac{1}{32}M^2\lambda_1(A)^2. \quad (19)$$

Then, for any initial condition $X(0) \in \Delta$, the solution $X(t)$ satisfies

$$\sup_{t>0} \mathbb{E} \left[\frac{1}{|X(t)|^\alpha} \right] \leq C \quad (20)$$

where $\alpha > 0$ is small enough to have

$$\delta < \lambda_1(A)\beta - \frac{\alpha+1}{32}M^2\lambda_1(A)^2$$

and C is a finite constant depending on α , the initial condition $X(0)$, the adjacency matrix A and the rates β and δ .

Proof. Let u be the Perron eigenvector of the $N \times N$ adjacency matrix A , i.e., it is the eigenvector corresponding to the spectral radius $\lambda_1(A)$, and the unique one such that $u > 0$ and $\|u\|_1 = 1$ [18]. Consider the function

$$\psi(X) = \frac{1}{\sum_{i=1}^N u_i x_i};$$

by Itô's formula the process $Y(t) = \psi(X(t))$ satisfies

$$dY(t) = L\psi(X(t)) dt + dM(t),$$

where $M(t)$ is a (local) martingale and L is the infinitesimal generator of the diffusion $X(t)$, defined in (10). We may compute

$$L\psi(X) = \sum_{i=1}^N u_i f_i(X) \partial_{x_i} \psi(X) + \frac{1}{2} \sum_{i=1}^N u_i^2 g_{ii}^2(X) \partial_{x_i x_i}^2 \psi(X) = - \sum_{i=1}^N f_i(X) \psi^2(X) + \sum_{i=1}^N g_{ii}^2(X) \psi^3(X),$$

$$X = (x_1, \dots, x_N), \quad \psi \in C^\infty(\Delta).$$

Next, we introduce the process

$$Z(t) = e^{\kappa t} (1 + \psi(X(t)))^\alpha, \quad (21)$$

where κ is a positive constant to be chosen later. Again by appealing to Itô's formula we have

$$dZ(t) = \kappa Z(t) dt + \alpha e^{\kappa t} (1 + \psi(X(t)))^{\alpha-1} \left[-\psi^2(X(t)) \sum_{i=1}^N u_i f_i(X(t)) + \psi^3(X(t)) \sum_{i=1}^N u_i^2 g_{ii}^2(X(t)) \right] dt$$

$$+ \frac{1}{2} \alpha(\alpha-1) e^{\kappa t} (1 + \psi(X(t)))^{\alpha-2} \psi^4(X(t)) \sum_{i=1}^N u_i^2 g_{ii}^2(X(t)) dt$$

$$+ d\tilde{M}(t). \quad (22)$$

Let us consider

$$- \sum_{i=1}^N u_i f_i(X(t)) = - \sum_{i=1}^N \beta u_i s_i(t) + \sum_{i=1}^N \beta u_i s_i(t) x_i(t) + \sum_{i=1}^N \delta u_i x_i(t). \quad (23)$$

Since $u \geq 0$, $|u|_1 = 1$, from (15) we have

$$\beta \sum_{i=1}^N u_i s_i(t) x_i(t) = \beta \sum_{i,j=1}^N a_{ij} x_j(t) u_i x_i(t) \leq \beta \sum_{i,j=1}^N a_{ij} x_j(t) x_i(t)$$

$$= \beta \langle AX(t), X(t) \rangle \leq \beta \lambda_1(A) |X(t)|_2^2 \leq \beta \lambda_1(A) \psi(X(t))^{-2},$$

moreover

$$- \sum_{i=1}^N \beta \sum_{j=1}^N u_i a_{ij} x_j(t) + \sum_{i=1}^N \delta u_i x_i(t) = -\beta \langle u, AX(t) \rangle + \delta \langle u, X(t) \rangle = -\beta \langle A^T u, X(t) \rangle + \delta \langle u, X(t) \rangle$$

$$= (-\beta \lambda_1(A) + \delta) \psi^{-1}(X(t)).$$

Using these estimates in (23) we get

$$- \sum_{i=1}^N f_i(X(t)) \leq \beta \lambda_1(A) \psi^{-2}(X(t)) + (-\beta \lambda_1(A) + \delta) \psi^{-1}(X(t)). \quad (24)$$

Next, we consider

$$\sum_{i=1}^N u_i^2 g_{ii}^2 = \sum_{i=1}^N u_i^2 [\sigma_i(x_i(t)) s_i(t) (1 - x_i(t))]^2;$$

by Theorem 1 we already know that $x_i(t) \in (0, 1)$, then we have $x(1 - x) \leq 1/4$, hence the previous sum is bounded by

$$\frac{M^2}{16} \sum_{i=1}^N u_i^2 \left[\sum_{j=1}^N a_{ij} x_j(t) \right]^2 \leq \frac{M^2}{16} \left[\sum_{i=1}^N \left(u_i \sum_{j=1}^N a_{ij} x_j(t) \right) \right]^2 = \frac{M^2}{16} \langle u, AX(t) \rangle^2 = \frac{M^2}{16} \lambda_1^2(A) \psi(X(t))^{-2},$$

where M is the constant in (4). We have thus from (22), integrating in $(0, t)$ and taking expectation

$$\begin{aligned} \mathbb{E}[Z(t)] - \mathbb{E}[Z(0)] &\leq \alpha \mathbb{E} \int_0^t e^{\kappa s} (1 + \psi(X(s))^{\alpha-2} \\ &\quad \cdot \left\{ \left(\beta \lambda_1(A) + \frac{\kappa}{\alpha} \right) + \left(2 \frac{\kappa}{\alpha} + \delta + \frac{M^2}{16} \lambda_1(A)^2 \right) \psi(X(s)) \right. \\ &\quad \left. + \left(\frac{\kappa}{\alpha} - \beta \lambda_1(A) + \delta + \frac{(\alpha+1)}{32} M^2 \lambda_1(A)^2 \right) \psi^2(X(s)) \right\} ds. \end{aligned} \quad (25)$$

Choose κ small enough to have

$$\delta < \lambda_1(A) \beta - \frac{\alpha+1}{32} M^2 \lambda_1(A)^2 - \frac{\kappa}{\alpha};$$

notice that $\psi(X(s)) \geq \frac{1}{N}$, and the function

$$(1+x)^{\alpha-2} (c_0 + c_1 x - c_2 x^2)$$

satisfies, on that interval,

$$(1+x)^{\alpha-2} (c_0 + c_1 x - c_2 x^2) \leq H < +\infty$$

for every choice of $c_0, c_1 \in \mathbb{R}$ and $c_2 > 0$ and for some positive and finite constant H . Thus we obtain the inequality

$$\mathbb{E}[Z(t)] \leq \mathbb{E}[Z(0)] + \frac{\alpha H}{\kappa} e^{\kappa t}$$

and recalling definition (21) it follows

$$\mathbb{E}[(1 + \psi(X(t)))^\alpha] \leq e^{-\kappa t} \mathbb{E}[Z(0)] + \frac{\alpha H}{\kappa}. \quad (26)$$

Next, observe the estimate $\psi^{-1}(X) = \langle u, X \rangle \leq |u||X| \leq |X|$, hence $\psi(X)^\alpha \geq |X|^{-\alpha}$. Thus, by using (26) and taking the supremum in $t > 0$,

$$\sup_{t>0} \mathbb{E} \left[\frac{1}{|X(t)|^\alpha} \right] \leq \sup_{t>0} \mathbb{E} [\psi^\alpha(X(t))] \leq \sup_{t>0} \mathbb{E} [(1 + \psi(X(t)))^\alpha] \leq \left(\mathbb{E}[(1 + \psi(X(0)))^\alpha] + \frac{\alpha H}{\kappa} \right)$$

as required. \square

The main result in this section is the following.

Theorem 6. *Assume that condition (19) holds. Then the solution of the system (7) is stochastically permanent.*

Proof. The proof follows from a simple application of Markov's inequality. Let us estimate

$$\mathbb{P}(|X(t)| < \chi)$$

for some χ to be chosen. Then

$$\mathbb{P}(|X(t)| < \chi) = \mathbb{P}\left(\frac{1}{|X(t)|} > \frac{1}{\chi}\right) \leq \frac{\mathbb{E}[1/|X(t)|^\alpha]}{1/\chi^\alpha} \leq C\chi^\alpha,$$

where C is the constant from (20). The above inequality holds by taking the supremum:

$$\sup_{t>0} \mathbb{P}(|X(t)| < \chi) \leq C\chi^\alpha,$$

and therefore

$$\inf_{t>0} \mathbb{P}(|X(t)| \geq \chi) \geq 1 - C\chi^\alpha.$$

Since for every $\varepsilon > 0$ we can find $\chi = (\varepsilon/C)^{1/\alpha}$, inequality (18) is satisfied, as required. \square

6. NUMERICAL EXPERIMENTS

We numerically simulate the solution of system (7) by the Euler-Maruyama (EM) method [16], and we compare it with the solution of the NIMFA system (1).

In Figure 1.(a), (b) and (c) we consider a graph with ring topology (each node has two neighbors) and $N = 50$. In (a) we consider values of β and δ such that $\tau < \tau_c^s$ and $M = 8$, and we plot the dynamical behaviour of one given node, by computing the solution of (7) along one sample path. The numerical computation confirms the stability results in Theorem 3. In (b) and (c), instead, we consider values of β and δ such that $\tau > \tau_p^s$ for $M = 0.8$ and $M = 4$ respectively. We can recognise the behaviour aforesaid in Theorem 6. Moreover we can see that, if the assumption (19) of Theorem 6 holds, the solution of (7) fluctuates around the endemic equilibrium of the system (1) and, clearly, with the decrease of the intensity of the noise, the fluctuations are smaller.

The same type of numerical experiments have been done in Figure 2.(a), (b) and (c), for a complete graph (all nodes are connected among themselves) and $N = 50$.

In Figure 3.(a), (b) and (c) and in Figure 4.(a), (b) we investigate the behaviour of the solution of (7), in the case where both conditions of stability (16) and permanence (19) are not satisfied.

Precisely, in Figure 3. we consider the graph with ring topology and $N = 50$; in particular, in (a) we consider the case where $0 < \beta/\delta < \tau_1^{(c)}$ and we can see that the solution of (7) tends to zero, as that of (1). In Figure 3.(b), instead, we analyze the case $\tau_1^{(c)} < \beta/\delta < \tau_p^s$, we can observe a different behaviour of the solution of (7) that does not fluctuate around the solution of (1), moreover in (c) the EM solution is averaged over 100 sample paths always in the case $\tau_1^{(c)} < \beta/\delta < \tau_p^s$; we can see that, in this case, NIMFA provides an upper bound of our infection probabilities dynamics. The same behavior, in the region $\tau_1^{(c)} < \beta/\delta < \tau_p^s$, of one sample path, and of the averaged solution, is depicted also by Figure 4.(a) and (b) respectively, where we consider a graph with an arbitrary topology and $N = 13$.

7. CONCLUSIONS

In this paper we have studied the behaviour of the solution of the stochastic differential system (6) under stochastic perturbation of the infection rate.

As opposite to our previous models (see [4, 5]) we do not consider intermediate structures, like households, but we hope to return to this problem in a subsequent paper. Another improvement of the

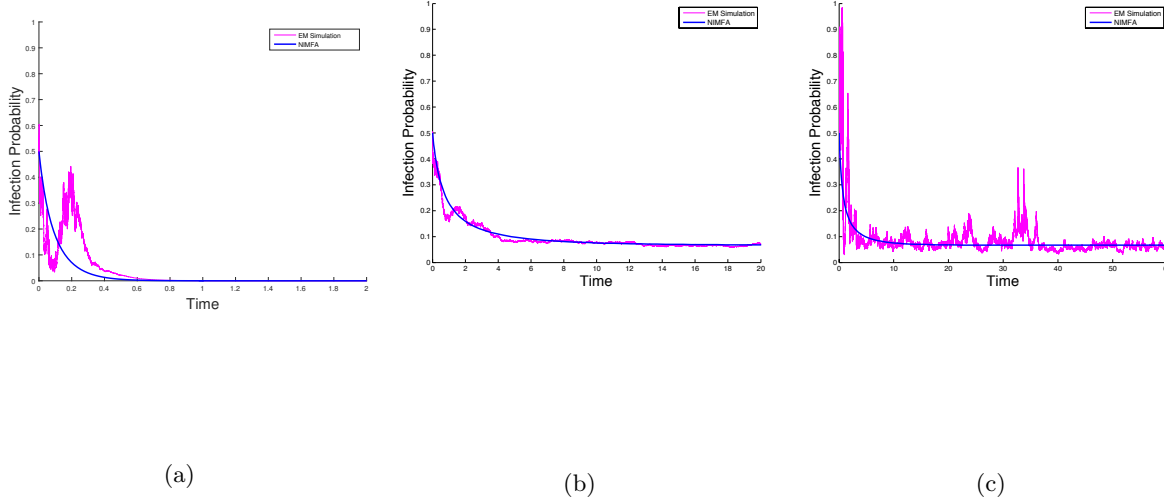


FIGURE 1. Dynamics of the infection probability of the node 4 in a graph with ring topology, and $N = 50$, where $\tau_1^{(c)} = 0.5$: EM approximation of the solution of (7) versus solution of (1). At time 0 the fraction of infected nodes is 0.5. a) $\beta = 4.1$, $\delta = 16.3$, $M = 8$, $\beta/\delta < \tau_c^s = 0.7454$. b) $\beta = 1.5$, $\delta = 2.8$, $\beta/\delta > \tau_p^s = 0.5143$, $M=0.8$. c) $\beta = 1.5$, $\delta = 2.8$, $\beta/\delta > \tau_p^s = 0.8571$, $M=4$.

work would be consider a model that allows for dynamic household demographics.

By appealing to Theorems 3 and 6, we can formulate either the condition proving that the system is stochastically permanent and that proving that the null solution is asymptotically stable in terms of the ratio β/δ :

the solution of (7) is stochastically permanent if

$$\frac{\beta}{\delta} > \tau_p^s := \frac{1}{\lambda_1(A)} + \frac{M^2 \lambda_1(A)}{32\delta} = \tau_c^{(1)} + \frac{M^2 \lambda_1(A)}{32\delta} \quad (27)$$

and the null solution is asymptotically stable in the large provided that

$$\frac{\beta}{\delta} < \tau_c^s := \frac{1}{\lambda_1(A)} - \frac{M^2 \lambda_1(A)}{32\delta} = \tau_c^{(1)} - \frac{M^2 \lambda_1(A)}{32\delta}. \quad (28)$$

We see that there is a gap between the regions where the effective infection rate τ leads to extinction or persistence, respectively, whose extension depends on the intensity of the noise, through the parameter M .

We underline however that both Theorem 3 and 6 give us only sufficient conditions. In the intermediate region, we have performed numerical simulations to test the long time behaviour of the system. We

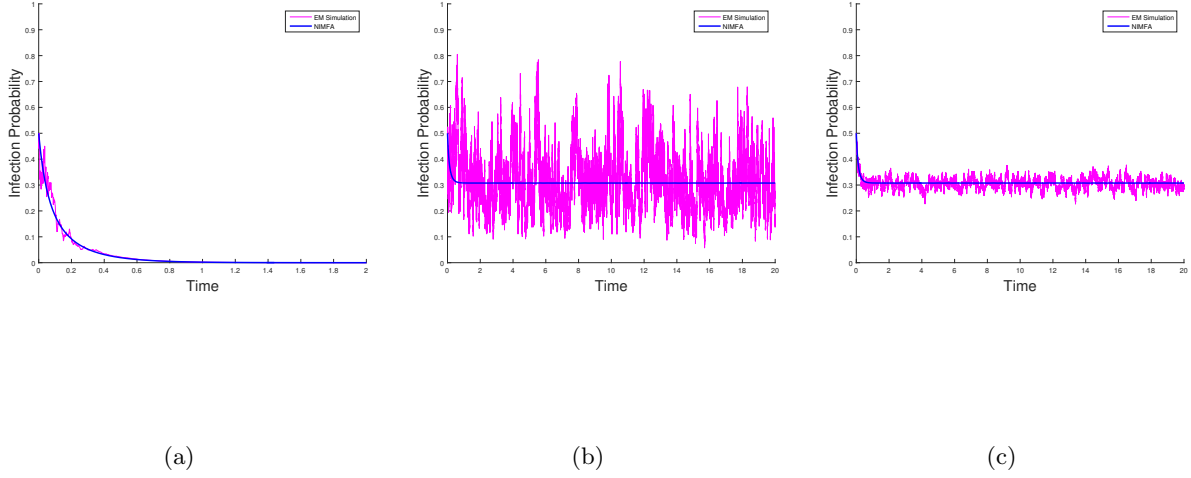


FIGURE 2. Dynamics of the infection probability of the node 4 in a complete graph with $N = 40$, where $\tau_c^{(1)} = 0.0256$: EM approximation of the solution of (7) versus solution of (1). At time 0 the fraction of infected nodes is 0.5. a) $\beta = 0.5$, $\delta = 23.9$, $\beta/\delta \leq \tau_c^s = 0.0210$, $M = 0.3$. b) $\beta = 0.5$, $\delta = 13.5$, $\beta/\delta > \tau_p^s = 0.0338$, $M = 0.3$. c) $\beta = 0.5$, $\delta = 13.5$, $\beta/\delta > \tau_p^s = 0.0258$, $M = 0.04$.

see that our system tends to have the same behaviour of the deterministic model with some differences in the level of infection.

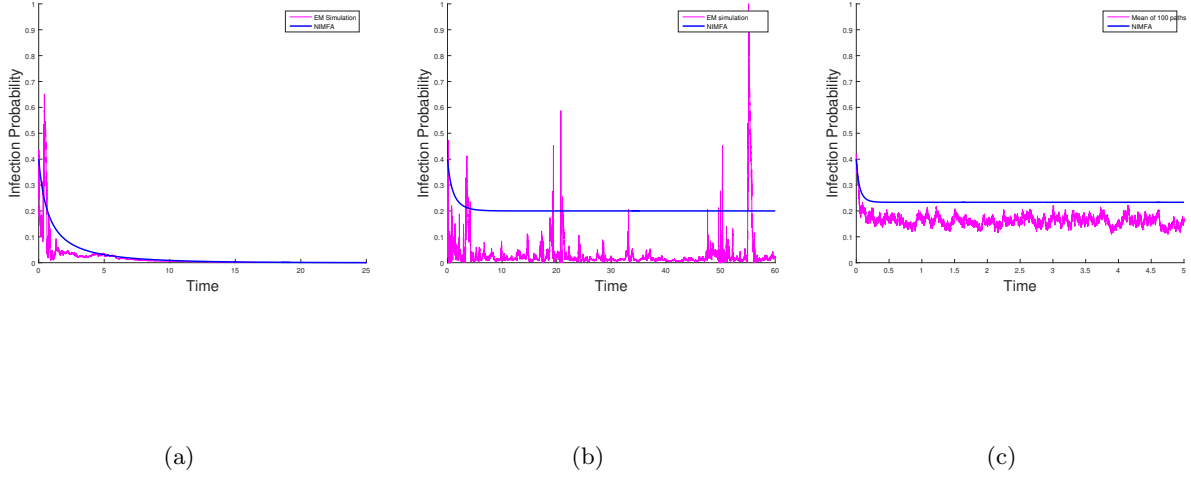


FIGURE 3. Dynamics of the infection probability of the node 4 for a graph with ring topology, and $N = 50$, where $\tau_1^{(c)} = 0.5$: EM approximation of the solution of (7) versus solution of (1). At time 0 the fraction of infected nodes is 0.4. a) $\beta = 1.5$, $\delta = 3.2$, $M = 10$, $0 < \beta/\delta < \tau_1^{(c)}$. b) $\beta = 1.5$, $\delta = 2.4$, $M = 40$, $\tau_1^{(c)} < \beta/\delta < \tau_p^s$. c) EM approximation of the solution of (7) averaged over 100 sample paths versus. $\beta = 30$, $\delta = 46$, $M = 30$, $\tau_1^{(c)} < \beta/\delta < \tau_p^s$.

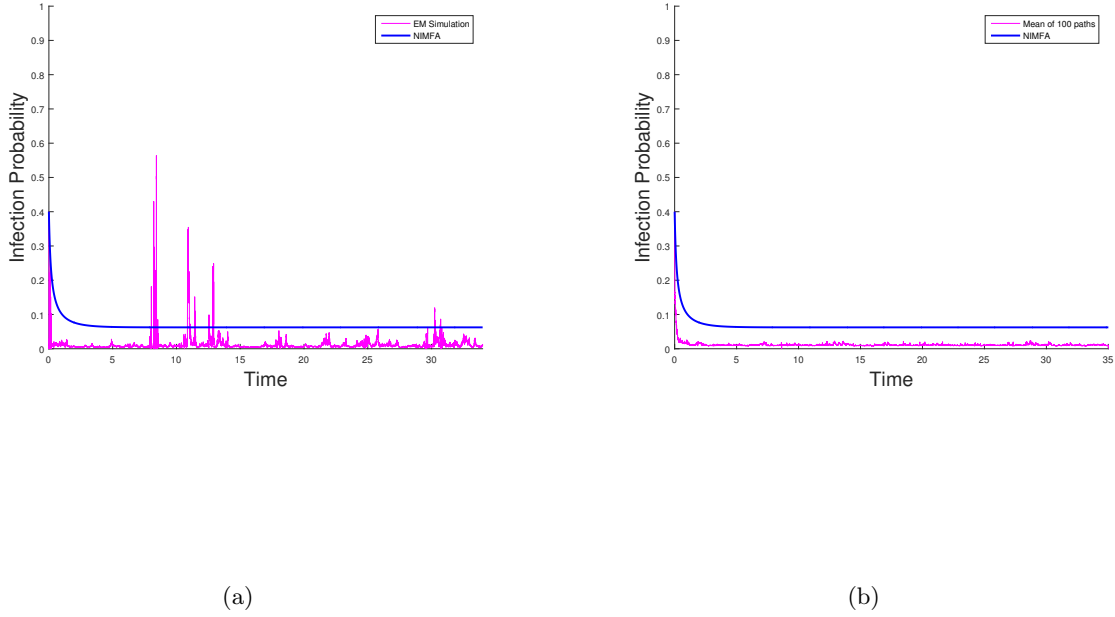


FIGURE 4. Dynamics of the infection probability of the node 4 in a graph with arbitrary topology and $N = 13$, where $\tau_c^{(1)} = 0.2045$. At time 0 the fraction of infected nodes is 0.4. $\beta = 2.2$, $\delta = 10$, $M = 40$, $\tau_1^{(c)} < \beta/\delta < \tau_p^s$. (a) EM approximation of (7) versus solution of (1). (b) EM approximation of the solution of (7) averaged over 100 sample paths versus solution of (1). $\beta = 2.2$, $\delta = 10$, $M = 40$.

REFERENCES

- [1] L. Allen. An introduction to stochastic epidemic models. In F. Brauer, P. van den Driessche, and J. Wu, editors, *Mathematical Epidemiology*, volume 1945 of *Lecture Notes in Mathematics*, pages 81–130. Springer Berlin Heidelberg, 2008.
- [2] L. J. Allen. An introduction to stochastic epidemic models. In *Mathematical epidemiology*, pages 81–130. Springer, 2008.
- [3] L. Arnold. *Stochastic differential equations: theory and applications*. Wiley-Interscience [John Wiley & Sons], New York-London-Sydney, 1974. Translated from the German.
- [4] S. Bonaccorsi, S. Ottaviano, F. De Pellegrini, A. Socievole, and P. Van Mieghem. Epidemic outbreaks in two-scale community networks. *Physical Review E - Statistical, Nonlinear, and Soft Matter Physics*, 90(1), 2014. cited By 0.
- [5] S. Bonaccorsi, S. Ottaviano, D. Mugnolo, and F. D. Pellegrini. Epidemic Outbreaks in Networks with Equitable or Almost-Equitable Partitions. *SIAM J. Appl. Math.*, 75(6):2421–2443, 2015.
- [6] T. Britton. Stochastic epidemic models: A survey. *Mathematical Biosciences*, 225(1):24–35, 2010. cited By 58.
- [7] E. Cator and P. Van Mieghem. Nodal infection in Markovian SIS and SIR epidemics on networks are non-negatively correlated. *Physical Review E*, 89(5):052802, 2014.
- [8] C. Dargatz. A diffusion approximation for an epidemic model. Discussion Paper 517, Ludwig-Maximilians-Universitt Mnchen - Collaborative Research Centre 386, 2006.
- [9] J. N. Darroch and E. Seneta. On quasi-stationary distributions in absorbing continuous-time finite markov chains. *Journal of Applied Probability*, 4(1):192–196, 1967.
- [10] M. Draief and L. Massouli. *Epidemics and rumours in complex networks*. Cambridge University Press, 2010.
- [11] A. Ganesh, L. Massoulié, and D. Towsley. The effect of network topology on the spread of epidemics. In *INFOCOM 2005. 24th Annual Joint Conference of the IEEE Computer and Communications Societies. Proceedings IEEE*, volume 2, pages 1455–1466. IEEE, 2005.
- [12] T. C. Gard. *Introduction to stochastic differential equations*, volume 114 of *Monographs and Textbooks in Pure and Applied Mathematics*. Marcel Dekker, Inc., New York, 1988.
- [13] G. P. Garnett and R. M. Anderson. Sexually transmitted diseases and sexual behavior: insights from mathematical models. *Journal of Infectious Diseases*, 174(Supplement 2):S150–S161, 1996.
- [14] A. Gray, D. Greenhalgh, L. Hu, X. Mao, and J. Pan. A stochastic differential equation SIS epidemic model. *SIAM J. Appl. Math.*, 71(3):876–902, 2011.
- [15] R. Z. Has'minskii. *Stochastic stability of differential equations*, volume 7 of *Monographs and Textbooks on Mechanics of Solids and Fluids: Mechanics and Analysis*. Sijthoff & Noordhoff, Alphen aan den Rijn—Germantown, Md., 1980. Translated from the Russian by D. Louvish.
- [16] D. J. Higham. An algorithmic introduction to numerical simulation of stochastic differential equations. *SIAM review*, 43(3):525–546, 2001.
- [17] A. L. Hill, D. G. Rand, M. A. Nowak, and N. A. Christakis. Emotions as infectious diseases in a large social network: the sisa model. *Proceedings of the Royal Society of London B: Biological Sciences*, 277(1701):3827–3835, 2010.
- [18] R. A. Horn and C. R. Johnson, editors. *Matrix Analysis*. Cambridge University Press, New York, NY, USA, 2012.
- [19] A. Lajmanovich and J. A. Yorke. A deterministic model for gonorrhea in a nonhomogeneous population. *Mathematical Biosciences*, 28(3):221–236, 1976.
- [20] X. Li and X. Mao. Population dynamical behavior of non-autonomous Lotka-Volterra competitive system with random perturbation. *Discrete Contin. Dyn. Syst.*, 24(2):523–545, 2009.
- [21] Q. Luo and X. Mao. Stochastic population dynamics under regime switching. *Journal of Mathematical Analysis and Applications*, 334(1):69 – 84, 2007.
- [22] X. Mao. *Stochastic differential equations and their applications*. Horwood Publishing Series in Mathematics & Applications. Horwood Publishing Limited, Chichester, 1997.
- [23] X. Mao, G. Marion, and E. Renshaw. Environmental Brownian noise suppresses explosions in population dynamics. *Stochastic Process. Appl.*, 97(1):95–110, 2002.
- [24] R. K. McCormack and L. J. S. Allen. Stochastic sis and sir multihost epidemic models. In R. P. Agarwal and K. Perera, editors, *Proceedings of the Conference on Differential and Difference Equations and Applications*, pages 775–786. Hindawi, New York, Cairo, 2006.
- [25] I. Nåsell. The quasi-stationary distribution of the closed endemic sis model. *Advances in Applied Probability*, pages 895–932, 1996.
- [26] I. Nåsell. Stochastic models of some endemic infections. *Mathematical biosciences*, 179(1):1–19, 2002.

- [27] M. E. Newman. The structure and function of complex networks. *SIAM review*, 45(2):167–256, 2003.
- [28] B. Qu and H. Wang. Sis epidemic spreading with heterogeneous infection rates. *arXiv preprint arXiv:1506.07293*, 2015.
- [29] P. L. Simon, M. Taylor, and I. Z. Kiss. Exact epidemic models on graphs using graph-automorphism driven lumping. *Journal of mathematical biology*, 62(4):479–508, 2011.
- [30] B. Spagnolo, D. Valenti, and A. Fiasconaro. Noise in ecosystems: a short review. *Math. Biosci. Eng.*, 1(1):185–211, 2004.
- [31] D. Stanescu and B. M. Chen-Charpentier. Random coefficient differential equation models for bacterial growth. *Math. Comput. Modelling*, 50(5-6):885–895, 2009.
- [32] P. Van Mieghem. The viral conductance of a network. *Computer Communications*, 35(12):1494–1506, 2012. Cited By (since 1996):3.
- [33] P. Van Mieghem. Decay towards the overall-healthy state in sis epidemics on networks. *arXiv preprint arXiv:1310.3980*, 2013.
- [34] P. Van Mieghem. Exact markovian sir and sis epidemics on networks and an upper bound for the epidemic threshold. *arXiv preprint arXiv:1402.1731*, 2014.
- [35] P. Van Mieghem, J. Omic, and R. Kooij. Virus spread in networks. *IEEE/ACM Transactions on Networking*, 17(1):1–14, 2009.
- [36] P. Van Mieghem and R. Van de Bovenkamp. Accuracy criterion for the mean-field approximation in susceptible-infected-susceptible epidemics on networks. *Physical Review E*, 91(3):032812, 2015.
- [37] A. Widder and C. Kuehn. Heterogeneous population dynamics and scaling laws near epidemic outbreaks. *arXiv preprint arXiv:1411.7323*, 2014.

STEFANO BONACCORSI

DIPARTIMENTO DI MATEMATICA, UNIVERSITÀ DI TRENTO, VIA SOMMARIVE 14, 38123 POVO (TRENTO), ITALY

E-mail address: stefano.bonaccorsi@unitn.it

STEFANIA OTTAVIANO

DIPARTIMENTO DI MATEMATICA, UNIVERSITÀ DI TRENTO, VIA SOMMARIVE 14, 38123 POVO (TRENTO), ITALY

AND

CREATE-NET, VIA ALLA CASCATA 56/D, 38123 POVO (TRENTO), ITALY

E-mail address: ottavian@science.unitn.it