

Modular transformations through sequences of topological charge projections

Maissam Barkeshli^{1,2} and Michael Freedman^{1,3}

¹*Station Q, Microsoft Research, Santa Barbara, California 93106-6105, USA*

²*Department of Physics, Condensed Matter Theory Center, University of Maryland, College Park, Maryland 20742, USA and Joint Quantum Institute, University of Maryland, College Park, Maryland 20742, USA*

³*Department of Mathematics, University of California, Santa Barbara, California 93106 USA*

The ground state subspace of a topological phase of matter forms a representation of the mapping class group of the space on which the state is defined. We show that elements of the mapping class group of a surface of genus g can be obtained through a sequence of topological charge projections along at least three mutually intersecting non-contractible cycles. We demonstrate this both through the algebraic theory of anyons and also through an analysis of the topology of the space-time manifold. We combine this result with two observations: (i) that surfaces of genus g can be effectively simulated in planar geometries by using bilayer, or doubled, versions of the topological phase of interest, and inducing the appropriate types of gapped boundaries; and (ii) that the required topological charge projections can be implemented as adiabatic unitary transformations by locally tuning microscopic parameters of the system, such as the energy gap. These observations suggest a possible path towards effectively implementing modular transformations in physical systems. In particular, they also show how the Ising \otimes Ising state, in the presence of disconnected gapped boundaries, can support universal topological quantum computation.

Non-Abelian anyons in a topological phase of matter are known to give rise to a topologically protected space of states, which are indistinguishable by any local operator.¹ Adiabatically braiding the positions of the non-Abelian anyons gives rise to a unitary representation of the braid group on this topological subspace, offering the possibility of implementing non-trivial, topologically protected unitary transformations on the state of the system.

Topological ground state degeneracies can also arise when the system is defined on a space with non-trivial topology, such as a torus.²⁻⁴ In this case, there is also a group of topologically protected unitary transformations that act on the ground state subspace, analogous to the case of braiding non-Abelian anyons. These transformations are associated with adiabatically varying the geometry of the surface Σ on which the system is defined. The analog of the braid group in this case is the mapping class group (MCG) of Σ , which is the group of self-diffeomorphisms of Σ , modulo those which can be continuously connected to the identity. Each element of the MCG is referred to as a modular transformation. The braid group for n particles can be viewed as a special case of the MCG of a disk with n punctures.

Given a topological phase of matter, the MCG of a genus $g > 0$ surface provides access to a much richer group of topologically protected unitary transformations than can be achieved by braiding the anyons alone. For example, in an Abelian topological phase, the representation of the braid group for the anyons is always one-dimensional, whereas the representation of the MCG on a higher genus surface is always multi-dimensional. In some cases, such as for the Ising topological phase, the braid group of non-Abelian anyons is not sufficient for universal topological quantum computation (TQC), while access to the MCG of the system on a high genus surface can be utilized to perform universal TQC.^{5,6} Moreover, it is conjectured that the modular transformations on the torus, together with the chiral central charge of the topological phase, can completely characterize all of the ro-

bust universal properties of a topological phase of matter.⁷ Thus it is of great interest to perform these modular transformations both in numerical simulations for the purpose of diagnosing topological order, and also in real physical systems.

The realization of modular transformations in a topological phase of matter on a torus has been discussed previously in several ways. One is through adiabatic variations of the geometry of the system, through varying the metric in a continuum theory⁸⁻¹⁰ or by varying microscopic interactions in a lattice system.¹¹ Modular transformations can also be associated with basis transformations in the topological ground state subspace^{2,12}; methods for extracting the suitable bases and thus the basis transformations through entanglement considerations have also been demonstrated, and are useful for numerical diagnostics of topological order.^{13,14} Ref. 15 further proposed methods to effectively generate a specific set of modular transformations for topological phases described by the Ising TQFT, by depleting the topological phase and performing topological charge measurements of the non-Abelian anyons along varying cycles of surfaces with nontrivial genus.⁴⁵

In this paper, we provide an alternative way of realizing modular transformations on a high genus surface. We show that any generic modular transformation can be implemented through a series of topological charge projections along at least three mutually intersecting non-contractible cycles of the system. We further show that each of the required topological charge projections can in principle be realized through adiabatic unitary evolution, assuming the ability to locally tune certain microscopic parameters, such as the energy gap, of the system. That the required topological charge projections can be realized as unitary operations is made possible through the use of an extra handle in the space, which acts as an ancillary set of degrees of freedom. This is related to previous work demonstrating that measurement-based braiding of non-abelian anyons¹⁶ can be achieved by adiabatically tuning the interactions between them.¹⁷

Finally, we note that genus g surfaces can be realized in planar geometries by considering doubled, or bilayer, versions of the topological phase of interest, together with either $g+1$ disconnected gapped boundaries or $2g+2$ genons.¹⁸ Altogether, these observations suggest a possible route towards effectively realizing modular transformations on high genus surfaces in physically realistic systems where both the genus and the required topological projections can be effectively implemented with experimentally controllable parameters.

This paper is organized as follows. In Section I, we provide a discussion, most of which is review, of how high genus surfaces can effectively be realized in planar systems through the use of bilayer, or doubled, versions of the topological phase of interest, together with either genons or gapped boundaries. This provides some physical motivation for considering modular transformations and high genus surfaces. In Sec. II, we provide a brief review of topological ground state degeneracies on genus g surfaces, and we establish some notation that will be used in the subsequent paper. In Section III, we provide a general overview of the relation between adiabatic variations and topological charge measurements, and between the braid group and the mapping class group. In Section IV, we define the notion of topological charge projections that we use, and discuss how the ones of interest to us can be implemented through an adiabatic unitary process. In Section V, we describe how modular transformations are realized through topological charge projections, and demonstrate this through an algebraic calculation in Section VI and also through analysis of the topology of the resulting space-time manifold in Section VII. We make a few concluding comments in Section VIII.

I. EFFECTIVELY REALIZING HIGH GENUS SURFACES THROUGH PLANAR GEOMETRIES

The discussion of topological phases of matter on high genus surfaces seems to be, at first glance, of purely theoretical interest, given that physical systems are most naturally realized experimentally in planar geometries. However, recent studies of gapped boundaries in topological phases of matter have demonstrated several ways in which high genus can be effectively simulated in planar systems by using bilayer, or doubled, versions of the topological phase of interest and inducing the appropriate gapped interfaces or boundaries in the system. In order to provide some practical motivation for our subsequent considerations, below we briefly review two ways in which a topological phase of matter, described by a unitary braided tensor category (UBTC) \mathcal{C} , can be realized on a genus g surface in a planar geometry that would be amenable to experimental realization.

A. $\mathcal{C} \otimes \mathcal{C}$ and genons

Let us consider a topological phase of the form $\mathcal{C} \otimes \mathcal{C}$, which is topologically equivalent to two independent copies of a single topological phase \mathcal{C} . States of this form have been experi-

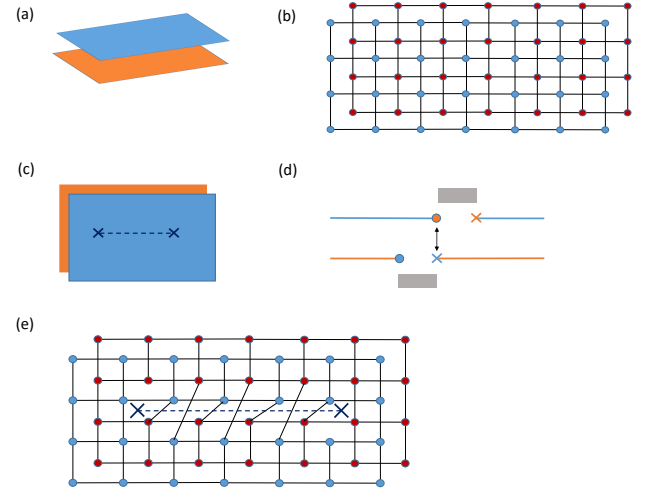


FIG. 1: (a) Bilayer system, (b) Two copies of a lattice system, (c) Branch cut that connects the two layers, (d) Cross-sectional view of a way to realize the branch cut and genons in a bilayer FQH state, proposed in Ref. 19. Top and bottom electrical gates (gray) locally deplete the electron fluid, resulting in counterpropagating chiral edge states in each layer (shown in dots and crosses). Electron tunneling (double arrow) between counterpropagating edge states of different layers can be used to effectively “glue” the two layers together, realizing half of the branch cut. The other half of the branch cut gluing can be neglected as this merely leaves behind a puncture which can be projected into the trivial charge sector and subsequently ignored. (Alternatively, second order tunneling processes can also induce the other half of the branch cut.¹⁹) (e) Lattice defect that effectively couples the two copies of the lattice system.

mentally realized in the context of bilayer fractional quantum Hall (FQH) systems.^{20–22} They can also be considered in lattice models, as depicted in Fig. 1. In such a system, one can consider a line segment along which there is a “branch cut,” where the two layers are connected to each other along the cut. Physically these can be created in bilayer FQH states by using electrical gates on the top and bottom layers to effectively “cut” and “reglue” the FQH state in a twisted manner, as proposed in Ref. 19. In lattice models they can be created by changing the connectivity of the lattice, by inserting lattice dislocations into the system.²³ (See Ref. 24 for a recent proposed physical realization using Majorana nanowires).

The system with such branch cuts can be thought of as a two-fold branch cover of the disk. The end-point of the cut, where the branch covering degenerates, is a certain type of topological twist defect referred to as a “genon.”¹⁸ The branch cut itself is not detectable by topological operations such as braiding. The positions of the genons, however, are well-defined; the genons are non-Abelian twist defects,^{18,23,25,26} whose topological properties are described within the framework of G -crossed braided tensor categories,²⁷ with $G = \mathbb{Z}_2$ corresponding to the permutation of the two copies of \mathcal{C} in $\mathcal{C} \otimes \mathcal{C}$.

The genons effectively change the topology of the mani-

fold: the topological state $\mathcal{C} \otimes \mathcal{C}$ with n pairs of genons is topologically equivalent to a single copy of \mathcal{C} , on a genus $g = n - 1$ surface.^{18,28}

B. $\mathcal{C} \otimes \bar{\mathcal{C}}$ and gapped boundaries

Let us consider a topological phase of matter, \mathcal{C} , on a plane. By folding half of the plane over on itself, say along the line $(x, y = 0)$, we obtain a topological phase $\mathcal{C} \otimes \bar{\mathcal{C}}$, together with a boundary to vacuum, where $\bar{\mathcal{C}}$ corresponds to the parity-reversed counterpart of \mathcal{C} . The process where a quasiparticle $a \in \mathcal{C}$ propagates across the folding line $(x, y = 0)$ then gets mapped to a quasiparticle $a \in \mathcal{C}$ propagating to the boundary and reflecting from the boundary as a quasiparticle $\bar{a} \in \bar{\mathcal{C}}$. Equivalently, this implies that a pair of quasiparticles of the form $(a, \bar{a}) \in \mathcal{C} \otimes \bar{\mathcal{C}}$ can be annihilated into the vacuum upon approaching the boundary of the system. This is one particular type of gapped boundary of $\mathcal{C} \otimes \bar{\mathcal{C}}$ with the vacuum. In general, there can be many other topologically distinct classes of gapped boundaries between $\mathcal{C} \otimes \bar{\mathcal{C}}$ and vacuum.^{26,29–31} The one described above is always one of the possible types of gapped boundaries.

Let us consider now a topological phase $\mathcal{C} \otimes \bar{\mathcal{C}}$ in the presence of n_b disconnected gapped boundaries, where the boundary condition is as described above. From the above discussion, it is clear that this situation is equivalent to a single copy of \mathcal{C} on a genus $g = n_b - 1$ surface.

There are several examples which are of particular physical interest. One class of examples corresponds to cases where $\mathcal{C} \otimes \bar{\mathcal{C}}$ is realized as the ground state of a Hamiltonian which is a sum of commuting projectors, as in a Levin-Wen model.³² Another class of examples that may be of experimental interest, which we will discuss in some detail below, corresponds to cases where \mathcal{C} describes a fractional quantum Hall (FQH) state at filling fraction ν .

1. Example: Fractional quantum Hall states

For definiteness let us consider \mathcal{C} to correspond to a $\nu = 1/m$ Laughlin FQH state. The situation discussed above can be realized by considering a bilayer system, consisting of electrons in one layer and holes in the second layer. Since the holes have opposite charge relative to the electrons, in a uniform magnetic field the two layers will form FQH states of opposite chirality, forming $\nu = \pm 1/m$ Laughlin FQH states. At an interface with vacuum, the two layers will, due to the opposite chiralities, give rise to counterpropagating chiral Luttinger liquid edge modes. These edge modes are described by the Lagrangian:³³

$$\mathcal{L}_0 = \frac{1}{4\pi} (-1)^I m \partial_x \phi_I \partial_t \phi_I - V_{IJ} \partial_x \phi_I \partial_x \phi_J, \quad (1)$$

where ϕ_I , for $I = 1, 2$ are real scalar fields describing the counterpropagating edge modes in the two layers, and V_{IJ} is a positive-definite matrix describing the velocities of and interactions between the edge modes. The electron operator

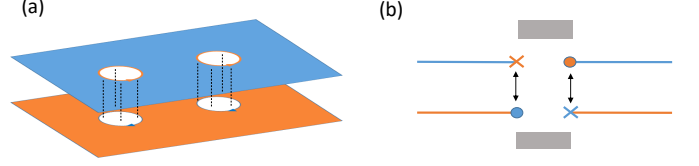


FIG. 2: (a) Double layer system with boundaries. Dashed lines describe electron tunneling between counterpropagating chiral edge states. (b) Cross-sectional view of a way to realize gapped boundaries in electron-hole bilayer FQH state. Top and bottom electrical gates (gray) locally deplete the electron/hole fluids in the two layers, resulting in counterpropagating chiral edge states in each layer (shown in dots and crosses). Electron tunneling (double arrow) between counterpropagating edge states of different layers can be used to effectively “glue” the two layers together, realizing a gapped boundary where quasiparticles can coherently propagate from one layer to another.

on the two layers is described by the operator $\Psi_I \sim e^{im\phi_I}$, while the charge $1/m$ quasiparticle operators in the two layers are given by $e^{i\phi_I}$. Electron backscattering between the edge modes is therefore described by the term

$$\mathcal{L}_t = -t \cos(m(\phi_1 - \phi_2)). \quad (2)$$

For large tunneling amplitude t , the cosine term can pin its argument: $\langle e^{i(\phi_1 - \phi_2)} \rangle \neq 0$, thus localizing the edge modes and leading to a gapped boundary. Physically, the fact that $\langle e^{i(\phi_1 - \phi_2)} \rangle \neq 0$ means that quasiparticle-quasihole pairs from the two layers have condensed at the boundary, and thus can disappear into the boundary condensate upon approaching the boundary from the bulk of the system.

To summarize, an electron-hole bilayer FQH state can be used to simulate a single FQH state on a genus g surface by fabricating $g + 1$ disconnected boundaries in the system, and causing the counterpropagating edge modes to be localized through electron tunneling (backscattering) along the boundaries.

II. REVIEW OF TOPOLOGICAL GROUND STATE DEGENERACY

In this section, we briefly review the understanding of topological ground state degeneracy on genus g surfaces, and introduce the relevant notation that will be used in subsequent sections.

Let \mathcal{V}_g denote the ground state subspace of a topological phase of matter on a closed genus g surface. The number of ground states on a genus g surface is given by the dimension

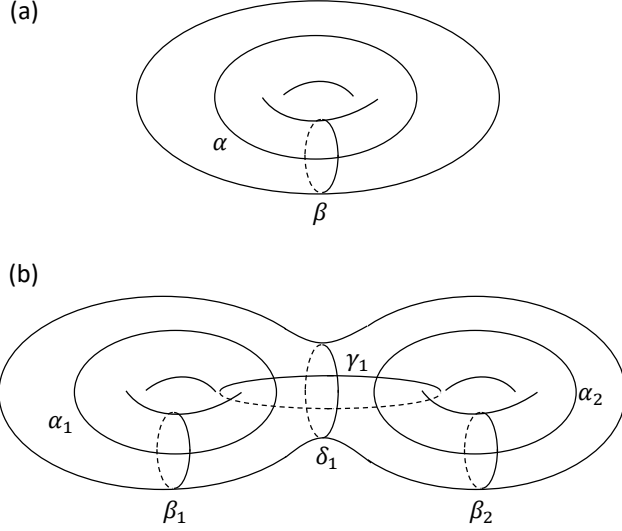


FIG. 3: Labelling of cycles. In the genus 2 case, we will sometimes drop the subscript in γ_1 and δ_1 .

of \mathcal{V}_g , and is determined by the Verlinde formula:

$$\dim \mathcal{V}_g = \sum_{a \in \mathcal{C}} S_{0a}^{2-2g}, \quad (3)$$

where S is the modular S matrix of \mathcal{C} and $0 \in \mathcal{C}$ is the identity topological charge. States in \mathcal{V}_g are labelled by the values of the topological charges along a maximal set of non-intersecting, non-contractible cycles.

For example, consider the torus, $g = 1$. The ground state degeneracy can be labelled by the topological charge value $a \in \mathcal{C}$ that would be obtained by measuring the topological charge along the longitudinal cycle (labelled α in Fig. 3a) of the torus. Such states will be labelled as $|a\rangle_\alpha$ (see Fig. 4). Alternatively, the states can be labelled by the topological charge value a that would be obtained by measuring the topological charge along the meridional cycle of the torus (labelled β) in Fig. 4. Such states will be labelled as $|a\rangle_\beta$. $\{|a\rangle_\alpha\}$ and $\{|a\rangle_\beta\}$ each provide a complete basis for the ground state subspace \mathcal{V}_1 . They are related to each other by the modular S matrix:

$$|a\rangle_\alpha = \sum_{b \in \mathcal{C}} S_{ab} |b\rangle_\beta. \quad (4)$$

On a genus $g = 2$ surface, we have more choices of cycles. We can for example pick cycles $\beta_1, \gamma_1, \beta_2$, as shown in Fig. 3(b). The states in \mathcal{V}_2 can then be labelled by the values of the topological charges that would be measured along these cycles, $a, b, c \in \mathcal{C}$, respectively, giving rise to a basis set denoted $|abc\rangle_{\beta_1 \gamma_1 \beta_2}$ (see Fig. 4). The number of such states is determined by the fusion rules $(N_{ab}^c)^2$, as there are two fusion vertices in this case. Thus, a complete labelling of the basis states is $|abc; \mu\nu\rangle_{\beta_1, \gamma_1, \beta_2}$, for $a, b, c \in \mathcal{C}$ and $\mu, \nu = 1, \dots, N_{ab}^c$. Here $\bar{a} \in \mathcal{C}$ refers to the anti-particle (or dual) of $a \in \mathcal{C}$.

We can fix a different basis by picking a different maximal set of non-intersecting cycles, $\omega_1, \omega_2, \omega_3$, and labelling

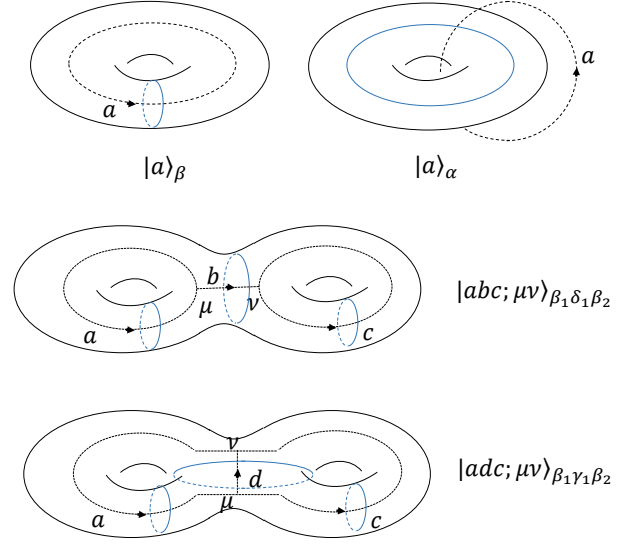


FIG. 4: Convention for labeling states. Top left: States are labelled by definite topological charge $a \in \mathcal{C}$ along the meridional (blue) loop, β . A dual loop is also depicted, as the dashed black loop. The state $|a\rangle_\beta$ can be obtained from the state $|1\rangle_\beta$ by applying a Wilson loop for the quasiparticle a along a dual loop α . Top right: States labelled by topological charge in the longitudinal (blue) loop. Bottom two figures: conventions for genus two surfaces, generalizing the notation for the genus one case.

the states as $|abc; \mu\nu\rangle_{\omega_1 \omega_2 \omega_3}$, generalizing the above discussion. The basis transformations between several different useful bases are listed below:

$$|a0c\rangle_{\beta_1 \delta_1 \alpha_2} = \sum_{c'} S_{cc'} |a0c'\rangle_{\beta_1 \delta_1 \beta_2} \quad (5)$$

More generally,

$$|abc; \mu\nu\rangle_{\beta_1 \delta_1 \alpha_2} = \sum_{c'} S_{cc'; \mu\nu \mu' \nu'}^{(b)} |abc'; \mu' \nu'\rangle_{\beta_1 \delta_1 \beta_2}, \quad (6)$$

where $S^{(b)}$ is the “punctured” S matrix, although we will not explicitly use the definition of $S^{(b)}$ here.

Furthermore, we have:

$$|abc; \mu\nu\rangle_{\beta_1 \delta_1 \beta_2} = \sum_{b', \mu', \nu'} [F_{\bar{c}}^{\bar{a} a \bar{c}}]_{(\bar{b} \mu \nu)(b' \mu' \nu')} |ab' c; \mu' \nu'\rangle_{\beta_1 \gamma_1 \beta_2}, \quad (7)$$

where F_d^{abc} are the F -symbols of the UBTC \mathcal{C} . Note that

$$[F_{\bar{c}}^{\bar{a} a \bar{c}}]_{(000)(b' \mu' \nu')} = \sqrt{\frac{d_{b'}}{d_a d_c}} \delta_{\mu' \nu'}, \quad \text{if } N_{a\bar{c}}^{b'} \neq 0, \quad (8)$$

and is equal to 0 otherwise, where $d_a = S_{0a}/S_{00}$ is the quantum dimension of a . This implies

$$|a0c\rangle_{\beta_1 \delta_1 \beta_2} = \sum_{\{b' | N_{a\bar{c}}^{b'} \neq 0\}} \sum_{\mu'=1}^{N_{a\bar{c}}^{b'}} \sqrt{\frac{d_{b'}}{d_a d_c}} |ab' c; \mu' \mu'\rangle_{\beta_1 \gamma_1 \beta_2} \quad (9)$$

mapped to charge along $D_\gamma^{-1}(\alpha)$. In Figure 6, γ is the vertical dashed arc drawn in the first panel. Again thinking of Z_2 -genons makes the analogy to braiding precise. For example, under branched cover, the conformal moduli spaces $\mathfrak{M}(S_4, 4 \text{ pts}) \cong \mathfrak{M}(T^2) \cong SL(2, Z) \setminus SL(2, R)/SO(2)$. For $2g + 2$ points, $g > 1$, and genus g surfaces, the branched cover arrow, \longrightarrow , is onto (only) the hyperelliptic geometries, which is why for $g > 2$ the MCG is richer than the corresponding braid group. However, given a MTC \mathcal{C} , and $\mathcal{C} \otimes \mathcal{C}$ represented in the plane with genons, if the rules for measuring charge along simple planar loops permit the breaking of sheet-symmetry, all elements of the projective MCG representation can be realized.

IV. TOPOLOGICAL CHARGE PROJECTIONS AND ADIABATIC UNITARY OPERATIONS

In this paper, we require, as input, the ability to guide the state of the system into subspaces associated with definite values of topological charge along certain non-contractible cycles of interest. In general, this is implemented as a projection operator, which corresponds to a measurement of topological charge. As we will describe, the particular projections of interest to us here can also be implemented through unitary adiabatic evolution.

Let $P_\omega^{(a)}$ denote the projection of a state $|\psi\rangle \in \mathcal{V}_g$ into a subspace corresponding to the topological charge value a associated with the non-contractible cycle ω . For example, on a torus, we have

$$P_\alpha^{(a)}|b\rangle_\alpha = \delta_{ab}|b\rangle_\alpha. \quad (10)$$

On a genus 2 surface, we have

$$P_{\omega_3}^{(d)}|abc; \mu\nu\rangle_{\omega_1, \omega_2, \omega_3} = \delta_{dc}|abc; \mu\nu\rangle_{\omega_1, \omega_2, \omega_3}. \quad (11)$$

Below, we will describe how the operator $P_\omega^{(a)}$ can be implemented through an adiabatic process. This is similar to the case where the collective measurement of the fusion channel of a pair of non-Abelian anyons can also be obtained by adiabatically tuning the interactions between them.¹⁷

The ground state degeneracy on a genus g surface will, in finite-size systems, generically acquire exponentially small splittings. In a finite-size system, there is an effective Hamiltonian H_{eff} that acts on the ground state subspace \mathcal{V}_g . In general, H_{eff} will consist of all possible instanton processes, corresponding to virtual tunneling of quasiparticles along various closed paths (see, e.g., Ref. 4). The amplitude for each such process is exponentially small in the ratio of the length of the path to the correlation length of the system.

As an example, let us first consider the case of a topological phase of matter on a torus, with an effective Hamiltonian that acts on the ground state subspace \mathcal{V}_1 given by

$$H_{\text{eff}} = \sum_{a \in \mathcal{C}} [t_\alpha^a W_a(\alpha) + t_\beta^a W_a(\beta) + H.c.], \quad (12)$$

where α and β are the longitudinal and meridional cycles of the torus. The operators $W_a(\omega)$ correspond to the process

where a quasiparticle / anti-particle pair of type a, \bar{a} are created out of the vacuum, one of them tunnels virtually along the cycle ω , and they reannihilate. Here we neglect the Wilson loop operators along the diagonal loop $W_a(\alpha + \beta)$, as the corresponding amplitudes $t_{\alpha+\beta}^a$ are typically exponentially suppressed compared to t_α^a, t_β^a due to the length of the loops. This situation could, however, be changed if desired by locally tuning the energy gap along $\alpha + \beta$.

The effect of $W_a(\omega)$ on the ground state subspace \mathcal{V}_1 can be determined from the modular S matrix. In general,

$$\begin{aligned} W_a(\alpha)|b\rangle_\alpha &= \frac{S_{ab}}{S_{b0}}|b\rangle_\alpha, \\ W_a(\alpha)|b\rangle_\beta &= \sum_c N_{ab}^c|c\rangle_\beta \end{aligned} \quad (13)$$

The tunneling amplitudes t_α^a are non-universal quantities and depend on the microscopic details of the system. For a given path of length L , the corresponding amplitude for a quasiparticle to tunnel along the path is proportional to e^{-L/ξ_a} , where ξ_a is a finite correlation length that can depend on the quasiparticle type a . The tunneling amplitude t_α^a is the sum over the amplitudes for quasiparticles of type a to tunnel along all possible paths that are topologically equivalent to the cycle α .

Let us suppose that the tunneling amplitudes t_α^a can be adiabatically varied. This could be done, for example, by tuning microscopic parameters along the loop α in such a way as to locally tune the energy gap along α . We then consider a time-dependent Hamiltonian

$$\begin{aligned} H_{\text{eff}}(\tau) &= (1 - \tau) \sum_a [t_\alpha^a W_a(\alpha) + H.c.] \\ &+ \tau \sum_a [t_\beta^a W_a(\beta) + H.c.] \end{aligned} \quad (14)$$

Let us denote the ground state of $H_{\text{eff}}(\tau)$ as $|\Psi(\tau)\rangle$. It is clear that

$$|\Psi(0)\rangle = |b_0\rangle_\alpha, \quad (15)$$

where b_0 is such that the ground state energy $E = \sum_a t_\alpha^a \frac{S_{ab_0}}{S_{b_0 b_0}} + c.c.$ is minimized. If there are multiple such b_0 , then the ground state is degenerate. However generically there should be a unique such b_0 unless there is fine-tuning of the parameters t_α^a , due to braiding non-degeneracy (which implies unitarity of the S matrix). Similarly,

$$|\Psi(1)\rangle = |b_1\rangle_\beta, \quad (16)$$

where b_1 is such that $E = \sum_a t_\beta^a \frac{S_{ab_1}}{S_{b_1 b_1}} + c.c.$ is minimized. Again, the choice b_1 will generically be unique unless there is fine-tuning of the tunneling amplitudes t_β^a .

In fact, aside from accidental degeneracies which can be removed by perturbing the Hamiltonian, H_{eff} will generically have a unique ground state for all τ . Therefore, we see that tuning the tunneling amplitudes can cause the system to be tuned adiabatically between states of definite topological charge along any desired non-contractible cycle. For

$S_{b_1 b_0} \neq 0$, the above adiabatic process can be expressed in terms of the projector:

$$|\Psi(1)\rangle = e^{i\phi} \frac{1}{S_{b_1 b_0}} P_{\beta}^{(b_1)} |\Psi(0)\rangle, \quad (17)$$

up to a non-universal overall phase $e^{i\phi}$.

For more details about implementing the above adiabatic evolution in a concrete system in the context of electron-hole bilayer FQH states, we refer to Ref. 36, which utilizes the ideas presented above.

Applying the above idea to genus g surfaces, we see that it is possible to implement the projections $P_{\omega}^{(a)}$ by adiabatically tuning the exponentially small amplitudes for quasiparticles to tunnel along the various non-contractible cycles.

Diabatic errors associated with such protocols can be managed, as discussed recently in the context of adiabatic braiding operations of non-Abelian anyons in Ref. 37.

V. IMPLEMENTING DEHN TWISTS THROUGH TOPOLOGICAL CHARGE PROJECTIONS

Let us consider starting with a generic state $|\Psi\rangle \in \mathcal{V}_1$:

$$|\Psi\rangle = \sum_{a \in \mathcal{C}} \psi_a |a\rangle_{\beta} \quad (18)$$

The effect of a Dehn twist D_{β} around β is:

$$D_{\beta} |\Psi\rangle = \sum_{a \in \mathcal{C}} e^{i\theta_a} \psi_a |a\rangle_{\beta}, \quad (19)$$

where θ_a is the topological spin of a . We wish to demonstrate a protocol for implementing the Dehn twist D_{β} through a sequence of topological charge projections.

In order to perform D_{β} as described above, we first note that we can embed $|\Psi\rangle$ into a larger space, on a genus 2 surface, \mathcal{V}_2 :

$$|\tilde{\Psi}\rangle = \sum_{a \in \mathcal{C}} \psi_a |a00\rangle_{\beta_1 \delta_1 \beta_2}, \quad (20)$$

where we refer to Fig. 4 for the notation. Formally, there is an inclusion $\mathcal{V}_g \otimes \mathcal{V}_1 \hookrightarrow \mathcal{V}_{g+1}$, such that $|\Psi\rangle \otimes |0\rangle_{\beta} \hookrightarrow |\tilde{\Psi}\rangle$. The additional genus in this case can be thought of as giving rise to an ‘‘ancilla’’ degree of freedom, which is useful for performing the operation. In this case, the Dehn twists along β_1 and γ are equivalent:

$$D_{\beta_1} |\tilde{\Psi}\rangle = D_{\gamma} |\tilde{\Psi}\rangle = \sum_a e^{i\theta_a} \psi_a |a00\rangle_{\beta_1 \delta_1 \beta_2}. \quad (21)$$

In what follows, we will show that D_{γ} can be obtained up to overall phase by a series of projections:

$$\begin{aligned} D_{\gamma}^{\dagger} |\tilde{\Psi}\rangle &= \mathcal{D}^3 e^{-2\pi i c/8} P_{\beta_2} P_{\gamma+\alpha_2} P_{\alpha_2} |\tilde{\Psi}\rangle, \\ D_{\gamma} |\tilde{\Psi}\rangle &= \mathcal{D}^3 e^{2\pi i c/8} P_{\beta_2} P_{\alpha_2} P_{\gamma+\alpha_2} |\tilde{\Psi}\rangle, \end{aligned} \quad (22)$$

where $P_{\omega} \equiv P_{\omega}^{(0)}$ is the projection onto the identity topological charge, c is the chiral central charge of the topological phase, and $\mathcal{D} = \sqrt{\sum_a d_a^2}$ is the total quantum dimension.

The above statements can be immediately generalized: a Dehn twist D_{ω} along an arbitrary loop ω acting on a state $|\Psi\rangle \in \mathcal{V}_g$ on a genus g surface can be implemented as follows. We first embed $|\Psi\rangle$ into a larger space \mathcal{V}_{g+1} , on a genus $g+1$ surface by considering the state $|\tilde{\Psi}\rangle$, which satisfies

$$P_{\beta_{g+1}} |\tilde{\Psi}\rangle = |\tilde{\Psi}\rangle. \quad (23)$$

Then,

$$\begin{aligned} D_{\omega}^{\dagger} |\tilde{\Psi}\rangle &= \mathcal{D}^3 e^{-2\pi i c/8} P_{\beta_{g+1}} P_{\alpha_{g+1}+\omega} P_{\alpha_{g+1}} |\tilde{\Psi}\rangle, \\ D_{\omega} |\tilde{\Psi}\rangle &= \mathcal{D}^3 e^{2\pi i c/8} P_{\beta_{g+1}} P_{\alpha_{g+1}} P_{\alpha_{g+1}+\omega} |\tilde{\Psi}\rangle. \end{aligned} \quad (24)$$

To phrase the above result differently, consider three cycles $\omega_1, \omega_2, \omega_3$, which have the property that ω_i and ω_j intersect exactly once (for $i \neq j$). If we then start with a state $|\tilde{\Psi}\rangle$ which satisfies $P_{\omega_1} |\tilde{\Psi}\rangle = |\tilde{\Psi}\rangle$, we have

$$\begin{aligned} D_{\omega_3-\omega_2}^{\dagger} |\tilde{\Psi}\rangle &= \mathcal{D}^3 e^{-2\pi i c/8} P_{\omega_1} P_{\omega_2} P_{\omega_3} |\tilde{\Psi}\rangle, \\ D_{\omega_3-\omega_2} |\tilde{\Psi}\rangle &= \mathcal{D}^3 e^{2\pi i c/8} P_{\omega_1} P_{\omega_3} P_{\omega_2} |\tilde{\Psi}\rangle. \end{aligned} \quad (25)$$

Below, we will establish the above result in two ways, first through a calculation using the algebraic theory of anyons, and then by studying in detail the topology of the space-time history of the surface.

VI. ALGEBRAIC CALCULATION

In order to understand the effect of the projections of interest, note that $P_{\alpha_2} |abc\rangle_{\beta_1 \delta_1 \alpha_2} = \delta_{b0} \delta_{c0} |a00\rangle_{\beta_1 \delta_1 \alpha_2}$. This implies

$$P_{\alpha_2} |abc\rangle_{\beta_1 \delta_1 \beta_2} = \delta_{b0} \frac{d_c}{\mathcal{D}^2} \sum_{c' \in \mathcal{C}} d_{c'} |a0c'\rangle_{\beta_1 \delta_1 \beta_2}. \quad (26)$$

Furthermore, we also have the following relation,

$$P_{\gamma+\alpha_2} = D_{\gamma}^{\dagger} P_{\alpha_2} D_{\gamma}. \quad (27)$$

We will use the following identity (Gauss-Milgram sum):

$$\frac{1}{\mathcal{D}} \sum_{a \in \mathcal{C}} d_a^2 e^{i\theta_a} = e^{2\pi i c/8} \quad (28)$$

A. Abelian Phases

At this stage, it is simpler to first consider the case where the topological phase is Abelian. In this case,

$$D_{\gamma} |a0c\rangle_{\beta_1 \delta_1 \beta_2} = e^{i\theta_{a-c}} |a0c\rangle_{\beta_1 \delta_1 \beta_2}, \quad (29)$$

and $d_a = 1$ for all $a \in \mathcal{C}$. Thus, we find for the Abelian case:

$$P_{\beta_2} P_{\gamma+\alpha_2} P_{\alpha_2} |a00\rangle_{\beta_1 \delta_1 \beta_2} = P_{\beta_2} D_{\gamma}^{\dagger} P_{\alpha_2} D_{\gamma} \sum_{c' \in \mathcal{C}} \frac{1}{\mathcal{D}^2} |a0c'\rangle_{\beta_1 \delta_1 \beta_2}$$

$$\begin{aligned}
&= P_{\beta_2} D_{\gamma}^{\dagger} P_{\alpha_2} \sum_{c'} e^{i\theta_{a-c'}} \frac{1}{\mathcal{D}^2} |a0c'\rangle_{\beta_1\delta_1\beta_2} \\
&= P_{\beta_2} D_{\gamma}^{\dagger} \sum_{c',d'} e^{i\theta_{a-c'}} \frac{1}{\mathcal{D}^4} |a0d'\rangle_{\beta_1\delta_1\beta_2} \\
&= P_{\beta_2} \sum_{c',d'} e^{i\theta_{a-c'}} e^{-i\theta_{a-d'}} \frac{1}{\mathcal{D}^4} |a0d'\rangle_{\beta_1\delta_1\beta_2} \\
&= e^{-i\theta_a} \frac{1}{\mathcal{D}^4} \sum_{c'} e^{i\theta_{a-c'}} |a00\rangle_{\beta_1\delta_1\beta_2} \\
&= \frac{1}{\mathcal{D}^3} e^{-i\theta_a} e^{2\pi i c/8} |a00\rangle_{\beta_1\delta_1\beta_2} \quad (30)
\end{aligned}$$

where to obtain the last line we have used Eq. (28). This then implies the result, Eq. (22).

B. Non-Abelian Phases

Let us now consider the more complicated case where the topological phase is non-Abelian. Note that

$$D_{\gamma} |ab'c; \mu\nu\rangle_{\beta_1\gamma_1\beta_2} = e^{i\theta_{b'}} |ab'c; \mu\nu\rangle_{\beta_1\gamma_1\beta_2} \quad (31)$$

Thus,

$$\begin{aligned}
D_{\gamma}^{\dagger} |abc; \mu\nu\rangle_{\beta_1\delta_1\beta_2} &= \sum_{b',\mu'\nu'} e^{-i\theta_{b'}} [F_{\bar{c}}^{\bar{a}a\bar{c}}]_{(\bar{b}\mu\nu)(b'\mu'\nu')} |ab'c; \mu'\nu'\rangle_{\beta_1\gamma_1\beta_2} \\
&= \sum_{b',\mu',\nu',d,\alpha,\beta} e^{-i\theta_{b'}} [F_{\bar{c}}^{\bar{a}a\bar{c}}]_{(\bar{b}\mu\nu)(b'\mu'\nu')} [F_{\bar{c}}^{\bar{a}a\bar{c}}]^{\dagger}_{(b'\mu'\nu')(d\alpha\beta)} |adc; \alpha\beta\rangle_{\beta_1\delta_1\beta_2} \quad (32)
\end{aligned}$$

In particular,

$$D_{\gamma}^{\dagger} |a0c\rangle_{\beta_1\delta_1\beta_2} = \sum_{\{b'|N_{a\bar{c}}^{b'} \neq 0\}} \sum_{\mu',d,\alpha,\beta} e^{-i\theta_{b'}} \sqrt{\frac{d_{b'}}{d_a d_c}} [F_{\bar{c}}^{\bar{a}a\bar{c}}]^{\dagger}_{(b'\mu'\mu')(d\alpha\beta)} |adc; \alpha\beta\rangle_{\beta_1\delta_1\beta_2} \quad (33)$$

Thus,

$$\begin{aligned}
P_{\beta_2} P_{\gamma+\alpha_2} P_{\alpha_2} |a00\rangle_{\beta_1\delta_1\beta_2} &= P_{\beta_2} D_{\gamma}^{\dagger} P_{\alpha_2} D_{\gamma} \sum_{c'} \frac{d_{c'}}{\mathcal{D}^2} |a0c'\rangle_{\beta_1\delta_1\beta_2} \\
&= P_{\beta_2} D_{\gamma}^{\dagger} P_{\alpha_2} \sum_{c',d} \sum_{\{b'|N_{a\bar{c}}^{b'} \neq 0\}} \sum_{\mu',\alpha,\beta} \frac{d_{c'}}{\mathcal{D}^2} e^{i\theta_{b'}} \sqrt{\frac{d_{b'}}{d_a d_{c'}}} [F_{\bar{c}'}^{\bar{a}a\bar{c}'}]^{\dagger}_{(b'\mu'\mu')(d\alpha\beta)} |adc'; \alpha\beta\rangle_{\beta_1\delta_1\beta_2} \\
&= P_{\beta_2} D_{\gamma}^{\dagger} \sum_{c',e} \sum_{\{b'|N_{a\bar{c}'}^{b'} \neq 0\}} \sum_{\mu'} \frac{d_e}{\mathcal{D}} \frac{d_{c'}^2}{\mathcal{D}^3} e^{i\theta_{b'}} \sqrt{\frac{d_{b'}}{d_a d_{c'}}} [F_{\bar{c}'}^{\bar{a}a\bar{c}'}]^{\dagger}_{(b'\mu'\mu')(000)} |a0e\rangle_{\beta_1\delta_1\beta_2} \\
&= P_{\beta_2} D_{\gamma}^{\dagger} \sum_{c',e} \sum_{\{b'|N_{a\bar{c}'}^{b'} \neq 0\}} \sum_{\mu'} \frac{d_e}{\mathcal{D}} \frac{d_{c'}}{\mathcal{D}^3} e^{i\theta_{b'}} \frac{d_{b'}}{d_a} |a0e\rangle_{\beta_1\delta_1\beta_2} \\
&= P_{\beta_2} \sum_{c',e} \sum_{f',g,\kappa,\delta,\sigma} \sum_{\{b'|N_{a\bar{c}'}^{b'} \neq 0\}} \sum_{\mu'} \frac{d_e}{\mathcal{D}} \frac{d_{c'}}{\mathcal{D}^3} e^{i\theta_{b'}} \frac{d_{b'}}{d_a} e^{-i\theta_{f'}} \sqrt{\frac{d_{f'}}{d_a d_e}} [F_{\bar{e}}^{\bar{a}a\bar{e}}]^{\dagger}_{(f'\kappa\kappa)(g\delta\sigma)} |age; \delta\sigma\rangle_{\beta_1\delta_1\beta_2} \\
&= \sum_{c'} \sum_{\{b'|N_{a\bar{c}'}^{b'} \neq 0\}} \sum_{\mu'} \frac{d_{c'}}{\mathcal{D}^4} e^{i\theta_{b'}} \frac{d_{b'}}{d_a} e^{-i\theta_a} [F_0^{\bar{a}a0}]_{(a00)(000)}^{\dagger} |a00\rangle_{\beta_1\delta_1\beta_2} \quad (34)
\end{aligned}$$

$$= \sum_{c'} \sum_{\{b'|N_{a\bar{c}'}^{b'} \neq 0\}} \sum_{\mu'} \frac{1}{\mathcal{D}^4} e^{i\theta_{b'}} \frac{d_{c'} d_{b'}}{d_a} e^{-i\theta_a} |a00\rangle_{\beta_1\delta_1\beta_2} \quad (35)$$

$$= \sum_{c'} \sum_{b'} \frac{1}{\mathcal{D}^4} e^{i\theta_{b'}} \frac{N_{a\bar{c}'}^{b'} d_{c'} d_{b'}}{d_a} e^{-i\theta_a} |a00\rangle_{\beta_1\delta_1\beta_2} \quad (36)$$

$$= \sum_{c'} \sum_{b'} \frac{1}{\mathcal{D}^4} e^{i\theta_{b'}} \frac{N_{ab'}^{c'} d_{c'} d_{b'}}{d_a} e^{-i\theta_a} |a00\rangle_{\beta_1\delta_1\beta_2} \quad (37)$$

$$= \sum_{b'} \frac{1}{\mathcal{D}^4} e^{i\theta_{b'}} d_{b'}^2 e^{-i\theta_a} |a00\rangle_{\beta_1\delta_1\beta_2} \quad (38)$$

$$= \frac{1}{D^3} e^{2\pi ic/8} e^{-i\theta_a} |a00\rangle_{\beta_1 \delta_1 \beta_2}, \quad (39)$$

which establishes the result, Eq. (22). The first several equalities are obtained by straightforward applications of the projectors P_{α_2} and P_{β_2} , and the Dehn twists D_γ , as described in the previous sections. To get Eq. (35) from the preceding equation, we used the fact that $[F_0^{a00}]_{(a00)(000)}^\dagger = 1$. Eq. (36) is obtained from Eq. (35) by replacing the restricted sum over b and the fusion channel index μ , $\sum_{\{b' | N_{a\bar{c}'}^{b'} \neq 0\}} \sum_{\mu'}$, by the unrestricted sum $\sum_{b'} N_{a\bar{c}'}^{b'}$. Eq. (37) is obtained from Eq. (36) using the identity $N_{a\bar{c}'}^{b'} = N_{a\bar{b}'}^{c'}$. Eq. (38) is obtained from Eq. (37) using the identity $\sum_{c'} N_{a\bar{b}'}^{c'} d_{c'} = d_a d_{\bar{b}'}$, together with the fact that $d_b = d_{\bar{b}}$. Finally, Eq. (39) is obtained from Eq. (38) by using the Gauss-Milgram sum, Eq. (28).

C. Projections onto other topological charge sectors

Let us consider now a slightly more general setup. We consider the projectors $P_\alpha^{(b)}$, which project onto the topological charge b . The previous considerations are associated with taking $b = 0$.

Let us consider starting with a state

$$|a0b_0\rangle_{\beta_1 \delta_1 \beta_2}. \quad (40)$$

Note that

$$P_{\alpha_2}^{(b)} |a0c\rangle_{\beta_1 \delta_1 \alpha_2} = \delta_{cb} |a0b\rangle_{\beta_1 \delta_1 \alpha_2} \quad (41)$$

This implies

$$P_{\alpha_2}^{(b)} |a0c\rangle_{\beta_1 \delta_1 \beta_2} = S_{cb} \sum_{c'} S_{bc'}^\dagger |a0c'\rangle_{\beta_1 \delta_1 \beta_2} \quad (42)$$

Now, it useful to note that

$$P_{\gamma+\alpha_2}^{(b)} = D_\gamma^\dagger P_{\alpha_2}^{(b)} D_\gamma \quad (43)$$

Therefore, our task is to compute

$$P_{\beta_2}^{(b_3)} D_\gamma^\dagger P_{\alpha_2}^{(b_2)} D_\gamma S_{b_0 b_1} \sum_{c'} S_{b_1 c'}^\dagger |a0c'\rangle_{\beta_1 \delta_1 \beta_2} \quad (44)$$

1. Abelian Phases

Let us now specialize to the Abelian case. We use the following identities:

$$S_{ab} = \frac{1}{D} e^{i\theta_{a,b}}, \quad (45)$$

where $\theta_{a,b}$ is the mutual statistics between a and b , and

$$\theta_{a+b} = \theta_a + \theta_b + \theta_{a,b}. \quad (46)$$

Following the preceding calculation together with repeated application of the above identities, we obtain

$$\begin{aligned} & P_{\beta_2}^{(b_3)} D_\gamma^\dagger P_{\alpha_2}^{(b_2)} D_\gamma S_{b_0 b_1} \sum_{c'} S_{b_1 c'}^\dagger |a0c'\rangle_{\beta_1 \delta_1 \beta_2} \\ &= P_{\beta_2}^{(b_3)} D_\gamma^\dagger P_{\alpha_2}^{(b_2)} S_{b_0 b_1} \sum_{c'} S_{b_1 c'}^\dagger e^{i\theta_{a-c'}} |a0c'\rangle_{\beta_1 \delta_1 \beta_2} \\ &= P_{\beta_2}^{(b_3)} D_\gamma^\dagger S_{b_0 b_1} \sum_{c'} S_{b_1 c'}^\dagger e^{i\theta_{a-c'}} S_{c' b_2} \sum_{d'} S_{b_2 d'}^\dagger |a0d'\rangle_{\beta_1 \delta_1 \beta_2} \\ &= P_{\beta_2}^{(b_3)} S_{b_0 b_1} \sum_{c'} S_{b_1 c'}^\dagger e^{i\theta_{a-c'}} S_{c' b_2} \sum_{d'} S_{b_2 d'}^\dagger e^{-i\theta_{a-d'}} |a0d'\rangle_{\beta_1 \delta_1 \beta_2} \\ &= S_{b_0 b_1} \sum_{c'} S_{b_1 c'}^\dagger e^{i\theta_{a-c'}} S_{c' b_2} S_{b_2 b_3}^\dagger e^{-i\theta_{a-b_3}} |a0b_3\rangle_{\beta_1 \delta_1 \beta_2} \\ &= \frac{1}{D^4} e^{i\theta_{b_0, b_1} - i\theta_{b_2, b_3}} \sum_{c'} e^{-i\theta_{b, c'} + i\theta_{a-c'} + i\theta_{c', b_2}} e^{-i\theta_{a-b_3}} |a0b_3\rangle_{\beta_1 \delta_1 \beta_2} \\ &= \frac{1}{D^4} e^{i\theta_{b_0, b_1} - i\theta_{b_2, b_3}} \sum_{c'} e^{i\theta_{c', b_2-b_1-a} + i\theta_{c'}} e^{-i\theta_{b_3} + i\theta_{a, b_3}} |a0b_3\rangle_{\beta_1 \delta_1 \beta_2} \\ &= \frac{1}{D^4} e^{i\theta_{b_0, b_1} - i\theta_{b_2, b_3} - i\theta_{b_3}} e^{i\theta_{a, b_3}} \sum_{c'} e^{i\theta_{c' + b_2 - b_1 - a} - i\theta_{b_2 - b_1 - a}} |a0b_3\rangle_{\beta_1 \delta_1 \beta_2} \\ &= \frac{1}{D^3} e^{2\pi ic/8} e^{i\theta_{b_0, b_1} - i\theta_{b_2, b_3} - i\theta_{b_3}} e^{i\theta_{a, b_3}} e^{-i\theta_{b_2 - b_1 - a}} |a0b_3\rangle_{\beta_1 \delta_1 \beta_2} \end{aligned}$$

$$\begin{aligned}
&= \frac{1}{\mathcal{D}^3} e^{2\pi ic/8} e^{i\theta_{b_0, b_1} - i\theta_{b_2, b_3} - i\theta_{b_3} - i\theta_{b_2 - b_1}} e^{-i\theta_a} e^{i\theta_{a, b_3 + b_2 - b_1}} |a0b_3\rangle_{\beta_1 \delta_1 \beta_2} \\
&= \frac{1}{\mathcal{D}^3} e^{2\pi ic/8} e^{i\theta_{b_0, b_1} - i\theta_{b_2, b_3} - i\theta_{b_3} - i\theta_{b_2 - b_1} + i\theta_{b_1 - b_2 - b_3}} e^{-i\theta_{a + b_1 - b_2 - b_3}} |a0b_3\rangle_{\beta_1 \delta_1 \beta_2} \\
&= \frac{1}{\mathcal{D}^3} e^{2\pi ic/8} e^{i\theta_{b_0 - b_3, b_1}} e^{-i\theta_{a + b_1 - b_2 - b_3}} |a0b_3\rangle_{\beta_1 \delta_1 \beta_2}
\end{aligned} \tag{47}$$

The final result can be rewritten as:

$$W_{b_1 - b_2 - b_3}^\dagger(\alpha_1) D_\gamma^\dagger W_{b_1 - b_2 - b_3}(\alpha_1) |a0b_3\rangle_{\beta_1 \delta_1 \beta_2} = \mathcal{D}^3 e^{-2\pi ic/8} e^{i\theta_{b_3 - b_0, b_1}} P_{\beta_2}^{(b_3)} P_{\gamma + \alpha_2}^{(b_2)} P_{\alpha_2}^{(b_1)} |a0b_3\rangle_{\beta_1 \delta_1 \beta_2} \tag{48}$$

The analogous calculation of $P_{\beta_2}^{(b_3)} P_{\gamma + \alpha_2}^{(b_2)} P_{\alpha_2}^{(b_1)} |a0b_3\rangle$ can now also be performed for a general non-Abelian topological phase as well. However the computation quickly becomes quite complex. Below, we introduce a different way to evaluate the result of the projections, by studying the topology of the space-time history of the surface. In addition to providing a new perspective, this method allows one to express the results in a simpler fashion.

VII. TOPOLOGY OF SPACE-TIME HISTORY

We have shown that a succession of measurements along time constant Wilson loops $\{\omega_i\} \subset \Sigma$ can be used to realize a Dehn twist. As explained in Refs. 38,39 this can be given a 3-dimensional interpretation as framed surgeries \mathfrak{S}_i on $\Sigma \times [0, 1]_{\text{time}}$ (and further 4-dimensional interpretation which we will soon come to). The 3D interpretation is that around each ω_i a solid torus $S_i \subset \Sigma \times [0, 1]$ is deleted and another solid torus S'_i is glued back. The gluing back is done so that the meridional curve on S'_i (i.e. the isotopy class of curve that bounds a disk in S'_i) glues to an in-surface parallel ω'_i to ω_i where $\omega'_i, \omega_i \in \Sigma \times t_i$. This is the interpretation when the *trivial* charge is measured along ω_i —meaning that when $\Sigma \times t_i$ is cut along ω_i the trivial charge appears on the two new boundary circles, ω'_i and ω''_i . It is not difficult to understand why this is so: trivial charge on ω'_i is equivalent to the topological ground state being extendable over a disk bounding ω'_i . The solid torus S'_i is nothing more than a circle's worth, the circle being the normal linking circle to $\omega_i \subset \Sigma \times [0, 1]$, of disks D_θ in the TQFT ground state. Similarly, if instead of the trivial charge being measured along ω_i , the topological charge a_i is measured, then the glued back solid torus S'_i will have a charge a_i Wilson loop at its core corresponding to the fact that each D_θ will now have an a_i -anyon at its center. We denote the manifold after the regluing on $\{\omega_i\}$, the surgered manifold, by $\mathfrak{S}(\Sigma \times I)$. However, in what follows it will not contain a_i -Wilson loops.

The 3D picture contains the requisite pair of PSs. The first is easy: the vertical time lines, they identify Σ_0 with Σ_1 . To get a unitary we need to locate a second PS in the complement of some balls inside $\mathfrak{S}(\Sigma \times I)$. We need to find an embedding i where f can be an interesting map, for example a Dehn twist D_{β_1} , for $\beta_1 \subset \Sigma$, the case we treat in detail.

Figures 8 and 9 show an annular neighborhood $\mathfrak{N}(\beta_1)$ of any $\beta_1 \subset \Sigma$, expanded by creating a small nearby handle with

$$\begin{array}{ccc}
\Sigma \times 1 & \xrightarrow{f} & \Sigma \times 1 \\
\downarrow & & \downarrow \\
\Sigma \times I \setminus \text{balls} & \xleftarrow{i} & \mathfrak{S}(\Sigma \times I) \\
\uparrow & & \uparrow \\
\Sigma \times 0 & \xleftarrow{id} & \Sigma \times 0
\end{array}$$

FIG. 7:

meridian β_2 carrying trivial charge.

Then from this starting point, a succession of 3 measurements of trivial charge produce $\mathfrak{S}(\Sigma \times I)$, which admits an inclusion i , as in Figure 7, inducing $f = D_{\beta_1}$ or $D_{\beta_1}^{-1}$ in Figures 8 and 9, respectively. We will give successively 2D, 3D, and 4D accounts of the effect of measurement. In the 2D account, the \pm twist is verified by tracking a typical fiber δ in the normal annular collar about $\beta_1 \subset \Sigma$ under the “handle slides” shown. Handle slides of δ are merely isotopies over the “new material” provided by giving in $\{S'_i\} \subset \mathfrak{S}(\Sigma \times I)$ (see Section VII A). Note that when acting on states of the form $|\tilde{\Psi}\rangle$ as described in Sec. V, $D_{\beta_1} = D_\gamma$ (see Eq. (21)).

The embedding i (from Figure 7) is the identity outside $\mathfrak{N}(\beta_1) \times I$. On $\mathfrak{N}(\beta_1) \times I$ it is defined (with compatible boundary conditions except on a single 3-ball). One may visualize $\text{domain}(i)$ as swept out in two parameters by the arc δ in Figure 8 (or 9). One parameter is the progression through the subfigures (a)→(f). The other parameter is obtained by pushing δ as far as possible around the annulus $\mathfrak{N}(\beta_1)$. Before the creation and after the destruction of the additional genus, δ can be slid 2π around β_1 staying normal to β_1 . While the additional genus is present, there is an obstacle that δ cannot cross, a “missing” 2-disk. These missing 2-disks sweep out a 3-ball in time; this is the 3-ball missing from the PS of $\text{domain}(i)$. Section VII B gives additional details on the 3D interpretation.

A. 2D Interpretation

We start with the surface Σ and state $|\Psi\rangle \in \mathcal{V}(\Sigma)$. All operations take place near β_1 so we restrict attention to the annular neighborhood $\mathfrak{N}(\beta_1) = Y$ with boundary components $\{\beta_1^+, \beta_1^-\}$. The most naive, but still accurate, point of view is

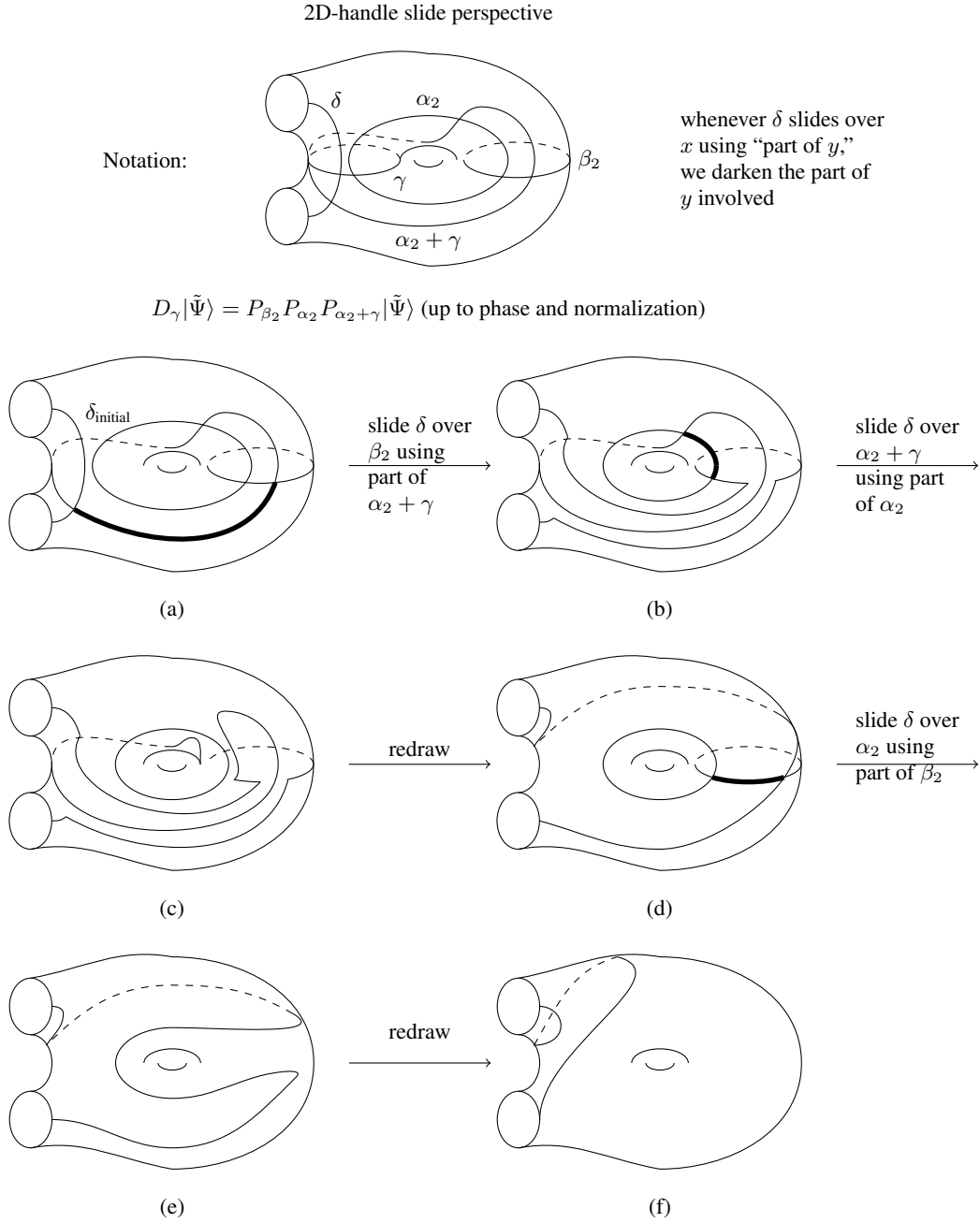


FIG. 8: The initial state $|\tilde{\Psi}\rangle$ satisfies $P_{\beta_2}|\tilde{\Psi}\rangle = |\tilde{\Psi}\rangle$ (see Sec. V), which justifies the first slide from (a) to (b). The effect of the final projection P_{β_2} is not shown explicitly; it effectively removes the handle associated with β_2 .

that any simple loop ω which is definitely in a trivial charge state behaves as if it bounds a disk Δ of material in the TQFT ground state. Thus, for all physical purposes, there is *no* distinction between an arc passing along a segment $\omega' \subset \omega$ and its complementary segment $\omega'' = \omega \setminus \omega'$. If Δ were physically present, replacing ω' by ω'' would be an “isotopy across Δ ”. In Section VII B we will explain why this isotopy is called a *handle slide*.

In Y we see a product structure (PS) of arcs joining β_1^+ to β_1^- , one of those arcs we call δ . The first operation is to

expand Y to Y^+ by adding one to the genus; Y^+ is the surface studied in Figure 8. The three arrows labeled by “slide δ over...” indicate isotoping δ until it runs parallel to a tiny segment ω' of the curve ω which it is to be slid over, and then replacing the bit parallel to ω' with a bit parallel to ω'' . The measurements of zero charge successively along β_2 , $\alpha_2 + \gamma$, and α_2 each *temporarily* secure the condition needed for this handle slide—that at that moment, the charge on ω ($= \beta_2$, then $\alpha_2 + \gamma$, then α_2) is trivial. The composition of these slides allows us to follow the progress of one fiber δ of the 2D

$$D_\gamma^{-1}|\tilde{\Psi}\rangle = P_{\beta_2} P_{\alpha_2 + \gamma} P_{\alpha_2} |\tilde{\Psi}\rangle \text{ (up to phase and normalization)}$$

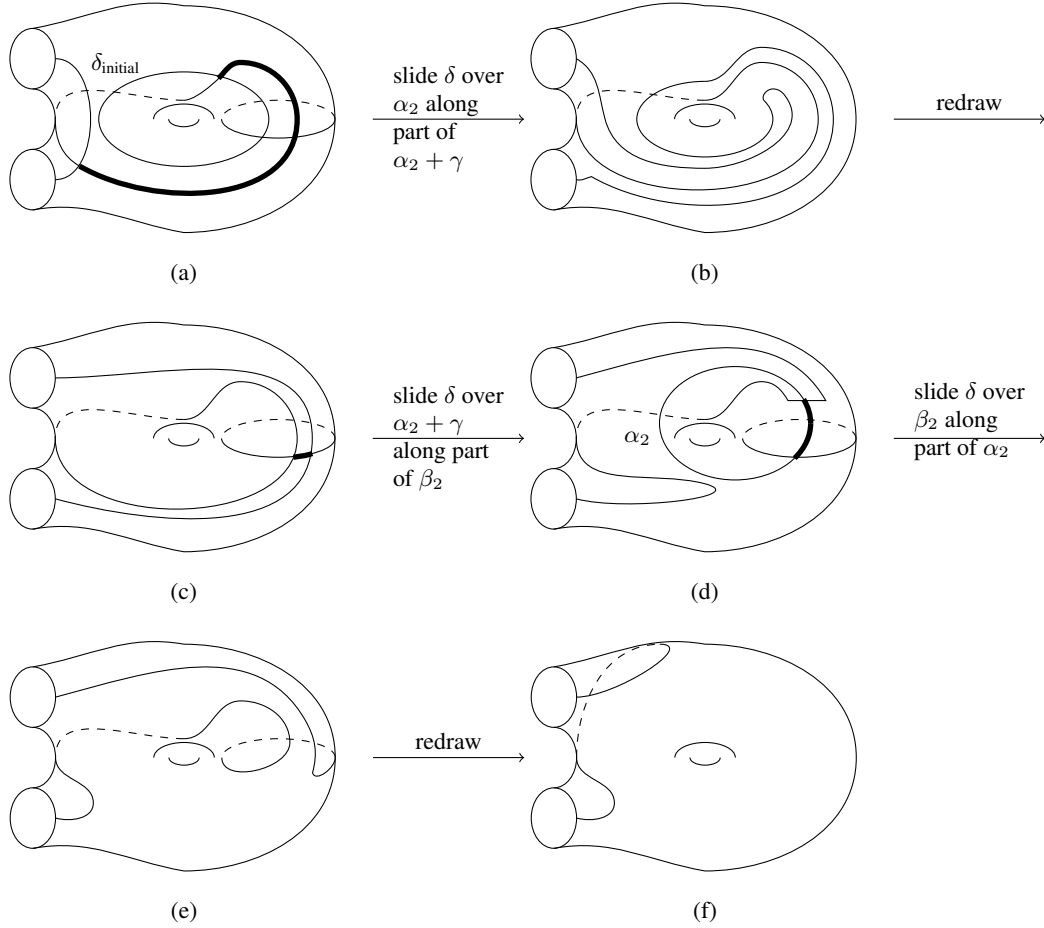


FIG. 9:

PS of Y under these three measurements. After the measurements the extra genus is removed by a final projection P_{β_2} . In this time history, contained in the righthand column of Figure 7, we see the punctured product structure embedded by the map i as described above. The central conclusion is that δ as drawn in 8(f) has picked up a 2π -twist relative to its position in 8(a). The bridge between measurement and Dehn twist is already evident in this 2D analysis, and clarified further within the 3D interpretation; however, the extraction of the precise overall phase factor must wait for the 4D interpretation.

B. 3D Interpretation

Here we use Morse theory to build the 3D bordism $\mathfrak{S}(\Sigma \times I)$ (see Figure 7) as a time history. We discuss this first from the perspective of the surface Σ evolving in time and then in the language of 3D surgery. The later perspective belongs to the next section since 3D surgeries are accomplished by passing across 4D cobordisms.

In the first perspective (evolving surface) there are eight

events, each of which is an $(i - 1)$ -surgery on the surface, or equivalently from the perspective of the space-time the attachment of a 3D, index = i -handle h_i , for $i = 1$ or 2. The eight values for i , in order, are $(1, 2, 1, 2, 1, 2, 1, 2)$. Let us explain this language. Since we will shortly turn to 4D, we give the definitions in all dimensions.

A d -dimensional p -handle is a d -ball which contains a distinguished subset called the attaching region on its boundary:

$$d\text{-dimensional } p\text{-handle } h: (D^p \times D^q, \partial D^p \times D^q), \quad (49)$$

where $d = p + q$. The “belt” or non-attaching region is $D^p \times \partial D^q$. Given a d -manifold with boundary $(M, \partial M)$, we attach h by embedding $\partial D^p \times D^q \xrightarrow{e} \partial M$. The result is shown in Fig. 10.

The effect on the boundary is $\partial M \rightarrow (\partial M \setminus e(\partial D^p \times D^q)) \cup (D^p \times \partial D^q)$; this is called a $(p - 1)$ -surgery.

So for cobording a surface to make a 3-manifold, we have two operations:

The first event is type (a) (attach 1-handle, do 0-surgery); it adds genus (presuming the 1-handle joins already connected

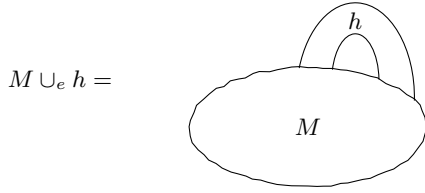


FIG. 10:

regions of the surface). The last event is type (b) (attach 2-handle, do 1-surgery); it removes genus (or disconnects the surface). It is important to note *how* the genus is removed; it is removed by attaching to β_2 ; that is, the genus is removed by surgery on the meridian created by the first 0-surgery. (This gives a very different 3D trace than would removing the genus by surgery on that dual curve α_2 .) The remaining six events are in three pairs. Measuring the trivial charge (along first β_2 , then $\alpha_2 + \gamma$, then α_2) attaches a 2-handle and effects a 1-surgery (first on β_2 , then $\alpha_2 + \gamma$, then α_2) but immediately after each measurement, since we want our surface back as it was (not with reduced genus), we should immediately reverse the 2-handle attachment (in all three cases) by attaching a 1-handle to the “belt region”. This way, the 3D cobordism records the charge measurement but does not ultimately alter the topology of the surface. This pair of 3D handle attachments may seem ad hoc from the perspective of the evolving space time, but we will next see that it is quite essential from the perspective of 3D surgery.

In the 3D surgery perspective, we take as the starting point the 3D cobordism (from Σ_{int} to Σ_{final}) consisting of only the first and last events—which actually alter topology. From this starting point, we interpret the three measurements of trivial charge as three 3D 1-surgeries.

C. 4D Interpretation

The 4D interpretation of 3D surgery is 4D handle attachment. The 4D cobordism provides a geometric way of understanding the overall phases intrinsic to Chern-Simons theory and in particular the relevant central extensions of the MCG (see Ref. 35 Chapters 16 and 17, Shale-Weil cocycle). A 4D handle is merely a ball with the following portion of its boundary specified as a subspace, and called the “attaching region”:

$$(D^2 \times D^2, \partial D^2 \times D^2) = (D^2 \times D^2, S^1 \times D^2).$$

Figure 12 attempts to capture this 4D 2-handle in pictures by cutting dimensions in half. Figure 13 illustrates this handle being attached to $M^3 \times [0, 1]$.

Note that S_i and S'_i appearing disconnected is merely an artifact of the low dimensionality of the picture. In Figures 12 and 13, subspaces diffeomorphic to $S^1 \times D^2$ are drawn as $S^0 \times D^1$. S^0 is by definition the boundary of the unit ball in R^1 , that is $\{-1, +1\}$, two points.

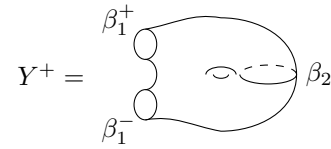
Also note that gluing $S^1 \times D^2$ to S_i requires choosing a normal framing to the core circle of S_i . Up to isotopy, the framing lies in a Z -torsor. In 3-space or S^3 , the Z -torsor is based (0

is the linking number = zero push-off) so the data for handle attachment (and surgery), a framed link, can also be thought of as a link with integral labels in S^3 . A literal picture of 3D 2-handles was drawn in Figure 11(b). In general handles of the same index—in this paper it is always 2—may be “slid over each other.” This process isotopes the attaching region of one k -handle in the “upper” boundary which results from the attachment of the other k -handles. Slides may occur in sequences of arbitrary length; it is only necessary at each step to choose which k -handle is mobile and fix the rest. Importantly, handle sliding does not change the topology (or smooth structure) of the manifold; it merely changes its combinatorial description, or handle decomposition. Our 4D handle body pictures begin with a 4-ball (0-handle) and the entire diagram should be seen as lying on its boundary $\partial D^4 = S^3$.

We will exploit a useful 3D notation: An unknotted circle with a dot on it \odot means delete a 2-handle from the 0-handle, D^4 . As far as the boundary is concerned, this gives the same result as attaching a 0-framed 2-handle to the unknot \bigcirc^0 .

But the bulks are different. \odot yields $S^1 \times D^3$ and so represents (dually) the attachment of a 4D 1-handle, whereas \bigcirc^0 yields $S^2 \times D^2$ as one would expect from attaching a trivial 2-handle. Thus, instead of attaching a 4D 1-handle to a 4-ball D^4 , the same 4-manifold results from deleting from D^4 a properly embedded disk whose boundary is the dotted circle. In one dimension lower this is the duality; “a topologist cannot tell a bridge from a (perpendicular) tunnel.” For more details on handles and handle sliding, see Ref. 40.

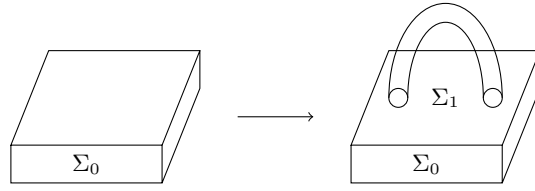
Recall the notation in Figure 8. According to Ref. 35, to keep track of phase information one must work with *extended surfaces*, i.e. a surface Σ with a maximal isotropic subspace L of $H_1(\Sigma; R)$ specified. In our case, all the action is confined to the subsurface $\mathfrak{N}(\beta_1) = Y \subset \Sigma$. After adding one genus to Y , we obtain Y^+ :



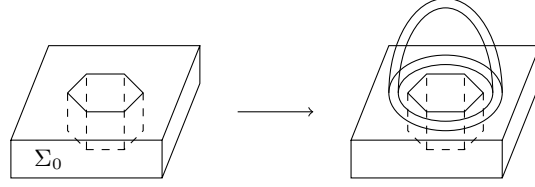
We should choose L to be spanned by β_2 (since $P_{\beta_2}|\psi\rangle = 1$) and either β_1^+ or β_1^- , let's say β_1^+ .

To match the algebraic calculation (Sec. VI), the surface Σ should be extended by choosing $L = \text{span}\{\beta_s\}$. The β_s include β_1^+ and the stabilizing β_2 and the other meridians to Σ (if genus $\Sigma > 1$). Restricting to Y^+ this is the L specified above. Again, following the notation of Ref. 35 we pass to the capped off surface \hat{Y}^+ , a torus with $L = \text{span}(\beta_2)$, and compute the signature σ of the 4D cobordism associated to the three measurement (= 4D 2-handle attachments).

From the 4D perspective, the entire measurement protocol for D_γ (up to phase) (see Figure 8) has five (not eight) steps: a 3D 1-handle is attached to add one genus and a 3D 2-handle is attached to β_2 to remove the added genus. This produces a 3D cobordism which we product with I and then attach three



(a) attach 3D 1-handle, accomplish 0-surgery



(b) attach 3D 2-handle, accomplish 1-surgery

FIG. 11:

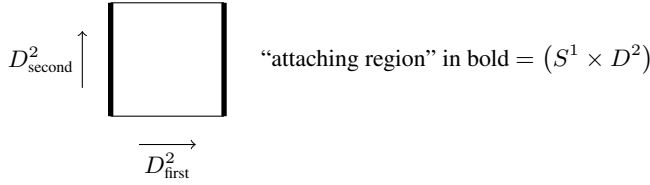


FIG. 12:

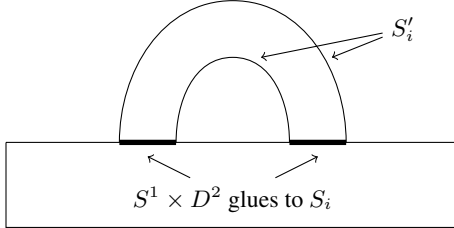


FIG. 13:

4D 2-handles. We may localize to where the action is, Y . \hat{Y} is a 2-sphere and the (localized) 3D cobordism we construct turns out to be $(S^2 \times I \# S^1 \times S^2, S^2 \times 0 \cup S^2 \times 1)$ as shown in Figure 14(b).

We must draw an *exact* handle diagram and manipulate it according to the rules of the “Kirby calculus” to compute the signature of the 4D bulk, σ , the Dehn twist D_γ between the caps, and what 3-manifold arises on the right edge of Figure 16(b), the other end of the 4D cobordism.

But before drawing the diagram, we should explain how each 3D 1-surgery effects the same transformation of the 3-manifold as a pair of 3D (index 2, index 1)-handle attachments. This identity explains why the eight steps of Section VII B become five in the 4D perspective; each (2, 1)-handle attachment pair becomes a single 3D 1-surgery. A 3D 1-surgery has two steps: a tubular neighborhood $\mathfrak{N}(S^1) = S^1 \times D^2$ is deleted from the 3-manifold, and then another $D^2 \times S^1$ is

reglued according to the framing instructions. In the case that the core circle, $S^1 \times 0 \subset S^1 \times D^2$, lies in a level of a foliation by surfaces, \mathfrak{N} may be arranged to consist of an interval $[-\epsilon, \epsilon]$ of annular strips in surface levels (leaves) with the annuli degenerating to circles (i.e., annuli of zero thickness) at both $-\epsilon$ and ϵ . Then the replacement operation on levels $[-\epsilon, 0]$ is precisely the attachment of a 3D 2-handle to the circle (= degenerate annulus) at level $-\epsilon$. Similarly the replacement operation on levels $[0, \epsilon]$ is the inverse or “Poincaré dual” 3D 1-handle attachment. This dual attachment is along the non-attaching (belt) region of the previously attached 2-handle.

To simplify notation, the calculation in Figure 18 is done with S^2_{top} and S^2_{bot} both capped off by 3-balls, and the result-

ing $S^1 \times S^2$ itself capped off (on the left) by \bigcirc , i.e. $S^1 \times D^3$. This allows us to read off the 3-manifold and its right boundary. Specifically the canceling 2-handle (18(c) \rightarrow 18(d)) yields a 2-handle diagram in S^3 rather than in $\partial(\bigcirc)$; then the $+1$ -framed handle cobord S^3 back to S^3 with a $\mathbb{CP}^2 \setminus (D^4 \amalg D^4)$ as bulk. Finally the 0-framed handle gives a boundary-connected sum with $S^2 \times D^2$. In particular, the signature $\sigma = 1$ and the right boundary is (again, up to diffeomorphism) $S^2 \times I \# (S^1 \times S^2)$. For the record, the entire closed cobordism is diffeomorphic to $\mathbb{CP}^2 \setminus (\mathfrak{N}(S^1) \amalg \mathfrak{N}(S^1))$, complex projective space minus the disjoint union of two open neighborhoods of a circle. One $\mathfrak{N}(S^1)$ is the filling $S^1 \times D^3$; the other is dual to the zero framed 2-handle.

Since the Kirby calculus is generally applied to 4-manifolds with connected boundary, in using it to describe a relative cobordism we have done two things. First we closed the 3-manifolds by adding 3-balls. Second we filled the left boundary with $S^1 \times D^3$ to reduce to the case of connected boundary.

From the computed signature $\sigma = 1$, and given the choice of Lagrangian $L_\Sigma \supset \text{span}(\beta_1)$ (implied by the skein choice for enumerating basis states in Sec. II), one computes the

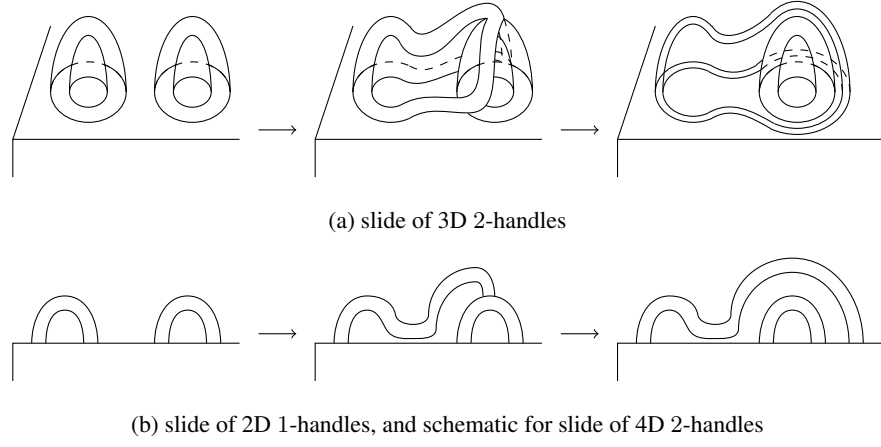


FIG. 14:

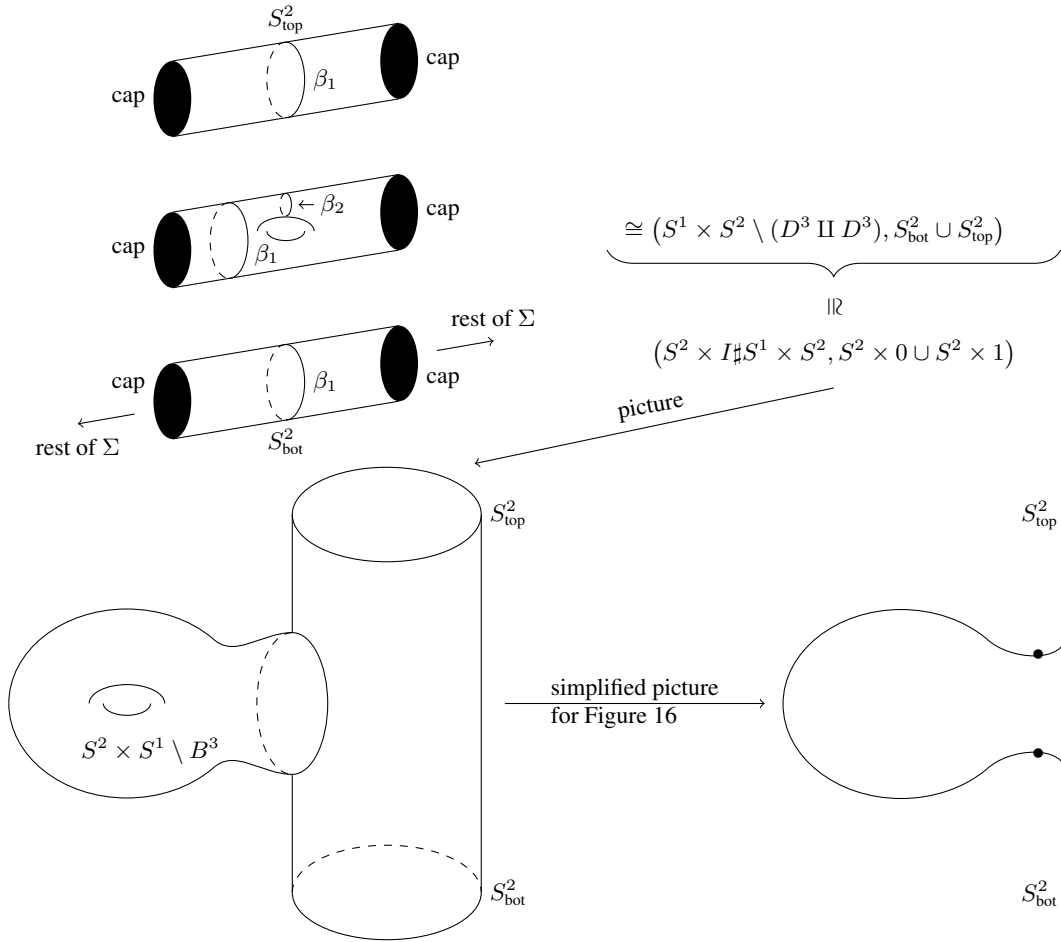


FIG. 15: 3D cobordism. The unlabelled two dots in the bottom right figure denote the 2-sphere along which the connected sum occurs.

abelian phase w in the formula:

$$w D_\gamma^\dagger |\tilde{\Psi}\rangle = \mathcal{D}^3 P_{\beta_2} P_{\alpha_2 + \gamma} P_{\alpha_2} |\tilde{\Psi}\rangle. \quad (50)$$

The overall normalization, set by \mathcal{D}^3 is not computed simply from the topology of the four-manifold, but requires ad-

ditional TQFT data; here we obtain the overall normalization from the previous algebraic calculation. The right side of the 4D cobordism, M , is a product up to an extraneous $\#S^1 \times S^2$. Using the canonical generator, x ,³⁵ of the Hilbert space $\mathcal{V}(S^2)$, the $S^1 \times S^2$ factor can be removed and M in-

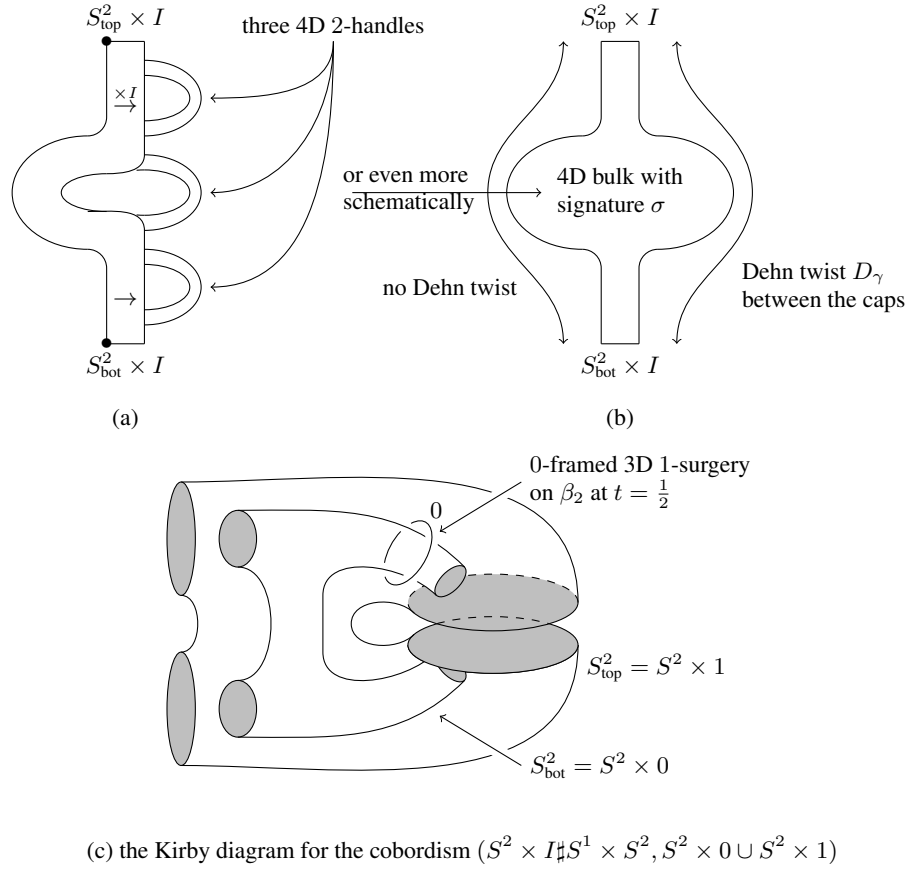


FIG. 16: 4D cobordism

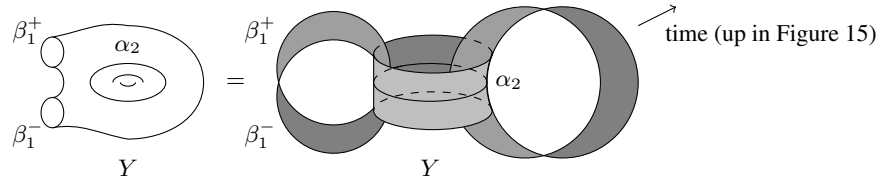


FIG. 17:

duces a unitary from bottom to top exactly as a diffeomorphism would. By Ref. 35 the abelian phase factor:

$$w = e^{\frac{2\pi i c(3\sigma)}{24}}. \quad (51)$$

c is the exponentiated central charge of the TQFT, i.e.

$$\sum_{a \in \mathcal{C}} d_a^2 e^{i\theta_a} = e^{\frac{2\pi i c}{8}}.$$

The basic unit of tangential framing on a 3-manifold is the Pontryagin number p_1 on a bounding 4-manifold. The Hirzebruch signature formula states (in dimension 4):

$$\sigma = \frac{p_1}{3}.$$

This accounts for the factor of three on line (51) above. For notational convenience we did cap off, “on the left,” $S^1 \times S^2$

by $\bigcirc = S^1 \times D^3$ but $\sigma(S^1 \times D^3) = 0$ and so by additivity of signature under gluing along *full* boundary components, this convenience does not affect the calculation of σ .

A final point is to extract the Dehn twist D_γ from Figure 18 and thus provide an independent check on the purely 3D calculation carried out in Figure 8. With only a little extra work we can calculate the Dehn twist not only in the case where all particle type measurements are of the trivial charge but also in the more general case where we assume the measurements along α_2 and $\alpha_2 + \gamma$ yield b_1 and b_2 , respectively. Returning to Figure 18, we not only restore the deleted a -labeled Wilson loop but also add new loops labeled b_1 and b_2 (respectively) parallel to the cores of the newly glued solid tori. We get Figure 19.

In the case that a , b_1 , and b_2 are all Abelian particles, the Wilson loops generate a phase shift the overall phase induced

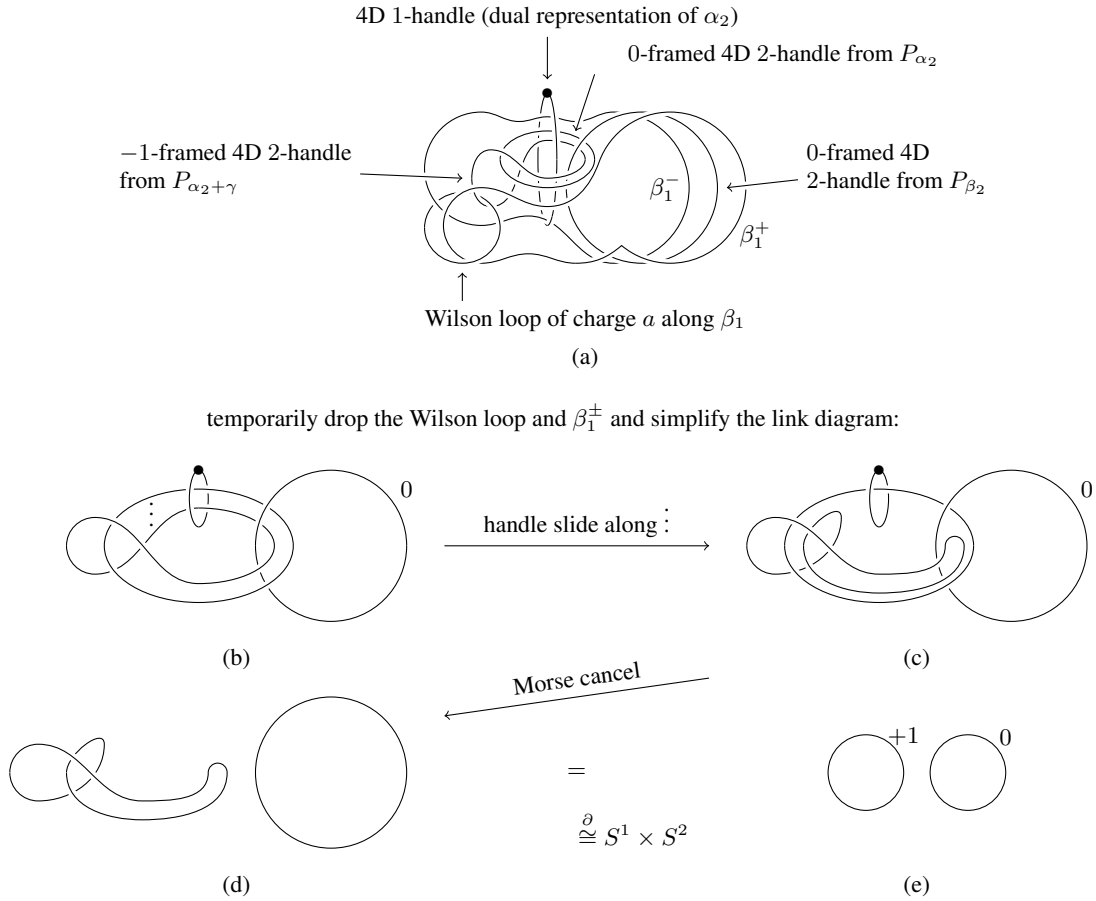


FIG. 18:

by σ :

$$|\mathcal{N}|P_{\beta_2}P_{\alpha_2+\gamma}P_{\alpha_2}|b, 0, 0\rangle = e^{\frac{2\pi ic}{8}} e^{-i\theta_{a+b_1-b_2}}|b, 0, 0\rangle,$$

agreeing with the calculation of Sec. VIC for the overall normalization set by $|\mathcal{N}| = \mathcal{D}^3$. It is straightforward to also consider the case where the initial and final projections along β_2 yield b_0 and b_3 respectively, though this is not explicitly shown in the figures, where we also obtain agreement with the calculation of Sec. VIC.

VIII. DISCUSSION

We have shown in this paper that a sequence of topological charge projections (measurements) can generate Dehn twists on surfaces of non-trivial topology. We have seen that the mathematical theory yields a well-defined overall phase $e^{2\pi ic/8}$ to the process that we have described. A natural question is whether it is possible that other sequences of projections could give rise to the same operation, but with a different overall phase $e^{2\pi inc/8}$, for some integer n . This is indeed possible. To show this, we use the Lantern relation, which relates a sequence of four Dehn twists to a sequence of three Dehn twists. Consider a disk with three punctures, labelled 1, 2, 3,

arranged clockwise around a triangle. The Lantern relation is the identity:

$$D_1 = D_{12}D_{13}D_{23}(D_2D_3D_{123})^{-1}, \quad (52)$$

where D_i , D_{ij} , and D_{123} are each right-handed Dehn twists around the i th puncture, the loop containing the punctures i and j , and the loop containing all three punctures, respectively. In the preceding sections, we have shown that each Dehn twist can be related to a series of projections, multiplied by an overall phase $e^{2\pi ic/8}$. From Eq. (52), we see that D_1 can be expressed purely as a series of projections, and the overall phase will cancel out in the product, realizing the case $n = 0$ above. The case for general n is a straightforward generalization.

While the overall phase is mathematically well-defined, whether it is physically well-defined depends on how the topological charge projections $P_\omega^{(a)}$ are realized. If they are realized as a non-Abelian Berry phase by adiabatically tuning microscopic parameters, as described in Sec. IV, then the overall phase will obtain a non-topological dynamical contribution as the ground state energy of the system changes in time. It is not clear whether there is a physical procedure for performing the topological charge measurements in such a way that keeps the overall phase of the process topologically protected and well-defined.

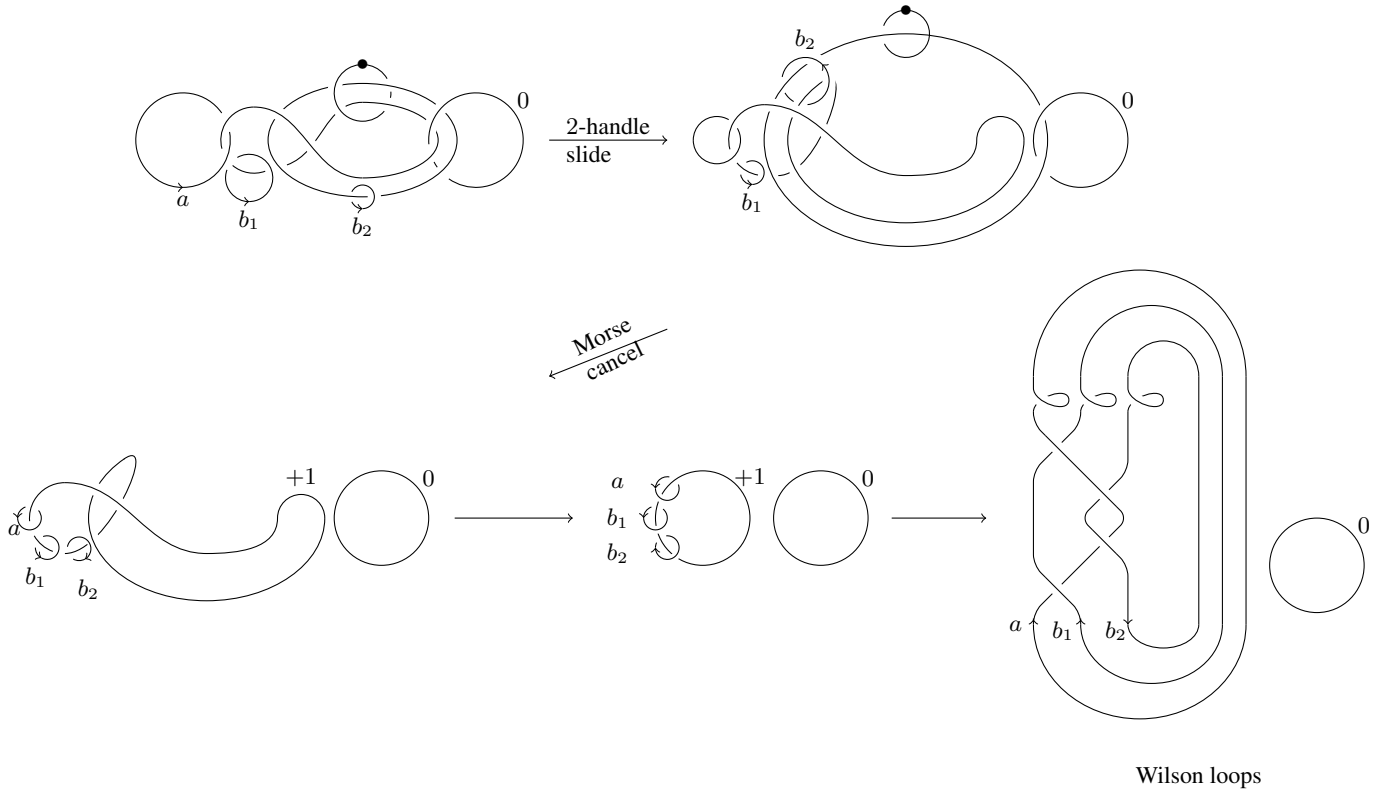


FIG. 19:

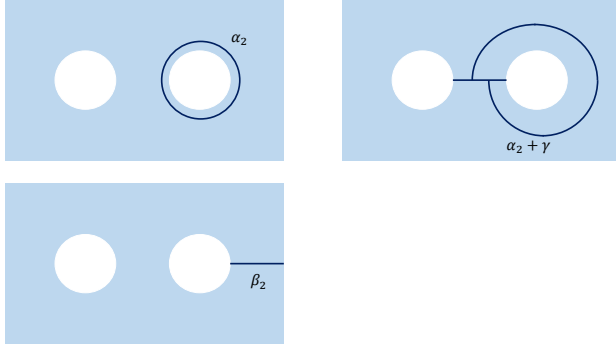


FIG. 20: A generic topological phase described by a unitary braided tensor category \mathcal{B} , together with three disconnected gapped boundaries. When $\mathcal{B} = \mathcal{C} \otimes \bar{\mathcal{C}}$, the considerations of this paper are associated with projections along the loop α_2 , the graph $\alpha_2 + \gamma$, which connects two disconnected gapped boundaries, and the line β_2 , which also connects two disconnected gapped boundaries. One could consider these sequences of projections for more general \mathcal{B} as well.

We note that in this paper we have assumed that the topological phases of interest are described by unitary modular tensor categories (UMTC), which physically means that they arise from systems where the microscopic constituents are bosonic degrees of freedom. For systems where the microscopic constituents are fermionic degrees of freedom, the cor-

responding braided tensor category is not modular. While similar results as those shown here are expected to go through, we have not fully analyzed this case. In the discussions of the topology of the space-time history, one would need to consider a Spin structure on the manifolds to carry out the analysis. One could, moreover, consider realizing the mapping class group of non-orientable surfaces through projections, which would require considering a Pin structure on the manifolds of interest. We leave these analyses for future work.

Furthermore, in this paper we made the connection between a topological phase, described by a UMTC \mathcal{C} , on a genus g surface and a topological phase $\mathcal{C} \otimes \bar{\mathcal{C}}$ on a disk with $n_b = g + 1$ disconnected gapped boundaries, with a certain type of topological boundary condition. The topological charge projections along the non-contractible cycles in the high genus surface are then associated with topological projections along loops and also lines and graphs that connected the boundaries as shown in Fig. 20.

A more general scenario is to consider a generic topological phase, \mathcal{B} , in the presence of n_b disconnected boundaries, where each boundary is associated with some topological boundary condition. Topological phases in the presence of several disconnected boundaries can have topological ground state degeneracies, and one can then consider topological charge projections along loops and also lines and graphs that connect the different boundaries, which give rise to unitary transformations on the topological state space. It may be interesting to revisit the topological quantum computing

schemes with the Z_2 surface code with these ideas in mind.⁴¹ In the case where \mathcal{B} is Abelian, there have been some general results developed in Ref. 31. It would be interesting to develop a more general theory of such topologically protected unitary transformations.

A particularly relevant application of these results to the pursuit of universal topological quantum computation is in the context of the Ising \otimes $\overline{\text{Ising}}$ topological state. It well-known that the ability to perform topology change and Dehn twists in the Ising topological state can provide the missing topological $\pi/8$ phase gate and thus enable universal TQC.^{5,6} An adaptation of the ideas of Ref. 5,6 to the case of the Ising \otimes Ising state with genons has also been developed.¹⁸ The considerations of this paper demonstrate that the Ising $\otimes \overline{\text{Ising}}$ state is also capable of supporting universal TQC, as the required Dehn twists of the Ising state can be implemented through projections in the Ising $\otimes \overline{\text{Ising}}$ state to appropriate eigenstates of loop, line, and graph operators in the presence of disconnected gapped boundaries. In the appendix we provide some additional details of this protocol.

IX. ACKNOWLEDGMENTS

We thank P. Bonderson, K. Walker and Z. Wang for discussions on topology and measurements.

Appendix A: Topological charge projections and Wilson operators

The topological charge projections $P_\omega^{(a)}$ discussed in this paper can be written in terms of Wilson loop operators of quasiparticles by using the modular S matrix. Specifically, let $W_a(\omega)$ be a Wilson loop operator for a quasiparticle a encircling a loop ω . Then,

$$P_\omega^{(a)} = \sum_{x \in \mathcal{C}} S_{0a} S_{xa}^* W_x(\omega). \quad (\text{A1})$$

To understand this, note that a state with definite topological charge b associated to the loop ω is an eigenstate of $W_x(\omega)$, with eigenvalue S_{xb}/S_{0b} . Therefore, $P_\omega^{(a)}$ acting on this state gives $\sum_{x \in \mathcal{C}} S_{0a} S_{xa}^* S_{xb}/S_{0b} = \delta_{ab}$.

This can be straightforwardly extended to topological charge projections associated to lines which connect distinct disconnected gapped boundaries in a planar system. Suppose that we have a doubled topological phase of the form $\mathcal{C} \otimes \overline{\mathcal{C}}$, and gapped boundaries such that quasiparticles of the form (a, \bar{a}) , with $a \in \mathcal{C}$ and $\bar{a} \in \overline{\mathcal{C}}$, can be removed at the boundary by local operators (that is, the quasiparticles of the form (a, \bar{a}) are condensed on the boundary). This implies that there exist Wilson line operators $W_{(a, \bar{a})}(\gamma)$, where γ is a path that ends on the gapped boundaries, which keep the system in the ground state subspace. Consequently, one can define

$$P_\gamma^{(a)} = \sum_{x \in \mathcal{C}} S_{0a} S_{xa}^* W_{(a, \bar{a})}(\gamma). \quad (\text{A2})$$

This allows one to define a topological charge $a \in \mathcal{C}$ (or any superposition) to the open line γ which connects different gapped boundaries.

Appendix B: Universal Topological Quantum Computation from the Ising \otimes $\overline{\text{Ising}}$ state

Here we will provide some additional details about how to implement a universal set of gates for quantum computation in the Ising $\otimes \overline{\text{Ising}}$ topological state, assuming the ability to carry out the topological charge projections discussed in this paper.

The Ising $\otimes \overline{\text{Ising}}$ topological state has 9 topologically distinct types of quasiparticles, which we label as (a, \bar{b}) , with $a = \mathbb{I}, \sigma, \psi$ being the anyons of the Ising state, and $\bar{b} = \mathbb{I}, \bar{\sigma}, \bar{\psi}$ the anyons of the $\overline{\text{Ising}}$ state. For a review of the topological properties of the Ising state, see Ref. 42. The quasiparticles have topological twists:

$$e^{i\theta_{(a, \bar{b})}} = e^{2\pi i(h_a - h_b)}, \quad (\text{B1})$$

where $h_{\mathbb{I}} = 0$, $h_\psi = 1/2$, $h_\sigma = 1/16$. The Ising anyons have the fusion rules:

$$\begin{aligned} \sigma \times \sigma &= \mathbb{I} + \psi \\ \sigma \times \psi &= \sigma \\ \psi \times \psi &= \mathbb{I}. \end{aligned} \quad (\text{B2})$$

The modular S matrix of the Ising state is given by

$$S = \frac{1}{2} \begin{pmatrix} 1 & \sqrt{2} & 1 \\ \sqrt{2} & 0 & -\sqrt{2} \\ 1 & -\sqrt{2} & 1 \end{pmatrix}. \quad (\text{B3})$$

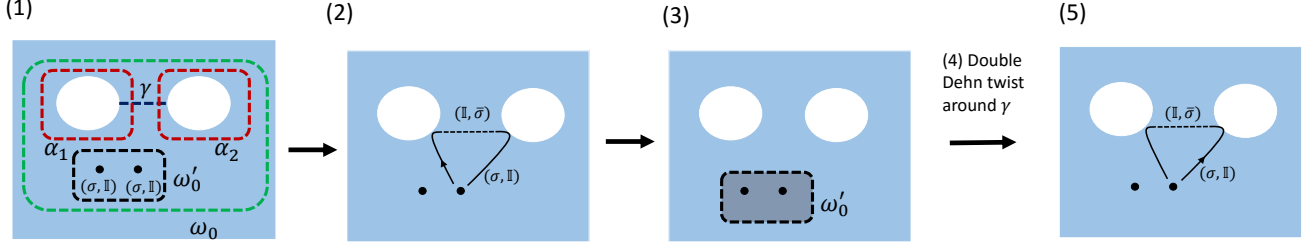
It is well-known that the non-Abelian braiding of quasiparticles in the Ising topological state is not sufficient to realize a topologically protected universal set of gates for quantum computation. If we allow the possibility of measuring the fusion channel of any 4 σ quasiparticles, then the only missing gate is the single-qubit $\pi/8$ phase gate.⁴³ Below we will present a protocol to realize a topologically robust $\pi/8$ phase gate by using the Ising $\otimes \overline{\text{Ising}}$ topological state with gapped boundaries and topological charge projections. The protocol presented below is an adaptation of ideas of Ref. 18 for realizing a robust $\pi/8$ phase gate in the Ising \otimes Ising state with genons, which in turn are based on ideas of Ref. 5,6 for realizing a topologically protected $\pi/8$ phase gate in Ising systems when topology changes and Dehn twists are allowed.

1. $\pi/8$ phase gate

Let us consider a qubit encoded in the fusion channel of two (σ, \mathbb{I}) particles of the Ising $\otimes \overline{\text{Ising}}$ state:

$$(\sigma, \mathbb{I}) \times (\sigma, \mathbb{I}) = (\mathbb{I}, \mathbb{I}) + (\psi, \mathbb{I}). \quad (\text{B4})$$

We consider two disconnected gapped boundaries, shown in Fig. 21. We then consider the following protocol:

FIG. 21: Illustration of protocol for $\pi/8$ phase gate.

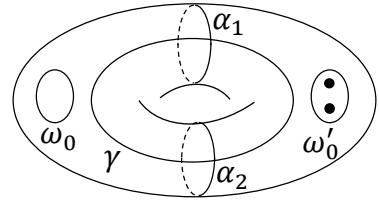
1. The two disconnected gapped boundaries are initialized in a state which has trivial topological charge, (\mathbb{I}, \mathbb{I}) , through the loops α_1 and α_2 , as shown. Consequently, the topological charge through ω_0 is equal to that of ω'_0 , and is equivalent to the fusion channel of the two (σ, \mathbb{I}) particles of interest.
2. We apply a loop operator which takes one of the (σ, \mathbb{I}) particles to one of the gapped boundaries, converts it to a $(\mathbb{I}, \bar{\sigma})$ particle through the action of a local operator on the boundary, takes it to the other boundary, converts it back to a (σ, \mathbb{I}) particle, and brings it back to its original location.
3. The topological charge through the loop ω'_0 (see Fig 21) is projected to the identity, (\mathbb{I}, \mathbb{I}) .
4. Perform a double “Dehn twist” around γ (see Fig. 21).
5. Undo step (2) by applying the inverse loop operator.

This protocol applies a relative phase of $e^{i\pi/4}$ to the state of the qubit, depending on whether the fusion channel is (\mathbb{I}, \mathbb{I}) or (ψ, \mathbb{I}) , thus implementing the single qubit $\pi/8$ phase gate.

To understand this, first observe that after step (1), the topological charge associated to the loop α_1 (and also to α_2) is (\mathbb{I}, \mathbb{I}) . Thus the topological charge associated to the line γ , which we will denote as $c(\gamma)$, is $c(\gamma) = \frac{1}{2}(\mathbb{I} + \sqrt{2}\sigma + \psi)$. This is because in this situation, $c(\gamma)$ is related to $c(\alpha_1)$ by the modular S matrix of the Ising state.

The topological charge associated to the loop ω_0 , which we denote as $c(\omega_0)$, is the state of the qubit, x . After step (2), the topological charges become $c(\omega'_0) \otimes c(\gamma) = x \otimes \frac{1}{2}(\mathbb{I} - \psi) + \frac{1}{\sqrt{2}}((\psi, \mathbb{I}) \times x) \otimes \sigma$. This is because step (2) essentially braids a σ particle around the topological charge $c(\gamma)$. If $c(\gamma) = \mathbb{I}$ or ψ , this gives a phase +1 or -1. However, if $c(\gamma) = \sigma$, then the fusion channel of the two (σ, \mathbb{I}) particles encoding the qubit is flipped. After step (3), the topological charge $c(\gamma)$ is $(\mathbb{I} - \psi)$ if $x = (\mathbb{I}, \mathbb{I})$, or σ if $x = (\psi, \mathbb{I})$.

Another way to see these results is as follows. The system is effectively equivalent to a single copy of the Ising state on a high genus surface, with two punctures, one of which has topological charge $c(\omega_0)$, and the other which has topological

FIG. 22: The $\text{Ising} \times \overline{\text{Ising}}$ state with gapped boundaries maps to a single copy of the Ising state on a torus, with the loops α_1 , α_2 , γ , ω_0 , and ω'_0 as shown.

charge $c(\omega'_0)$. The loops α_1 , α_2 , and γ map onto the loops shown in Fig. 22. If the state of the qubit is $x = (\mathbb{I}, \mathbb{I})$, then after step (3) both punctures have trivial topological charge, and $c(\alpha_1) = c(\alpha_2) = \sigma$, which implies that $c(\gamma) = \frac{1}{\sqrt{2}}(1 - \psi)$, by reading off the second row of the S -matrix. However, if instead $x = (\psi, \mathbb{I})$, then after step (3) the system is equivalent to a torus with a single puncture $c(\omega_0) = \psi$, and $c(\alpha_1) = c(\alpha_2) = \sigma$. $c(\gamma)$ is then determined by the punctured S matrix of the Ising state, which is $S_{\sigma,a}^{\psi} = \delta_{a,\sigma}$, which implies that $c(\gamma) = \sigma$.

The double Dehn twist of step (4) around γ then gives a relative phase of $e^{2\pi i 2h_\sigma} = e^{i\pi/4}$ to the state, depending on whether $x = (\mathbb{I}, \mathbb{I})$ or (ψ, \mathbb{I}) .

After step (5), the topological charge $c(\gamma)$ reverts to $\frac{1}{2}(\mathbb{I} + \sqrt{2}\sigma + \psi)$ and $c(\alpha_1) = c(\alpha_2) = (\mathbb{I}, \mathbb{I})$, recovering the initial state, up to the $\pi/8$ phase gate.

In order to implement the double Dehn twist of step (4), we use the protocol described in this paper. We introduce another disconnected gapped boundary (similar to the extra genus used in the main text), and carry out the relevant sequence of three topological charge projections.

2. Controlled-Z gate

It also possible to utilize a similar protocol as described above to implement a controlled-Z gate (CZ) on two qubits. The controlled-Z gate applies the Pauli σ^z operation to the state of the second qubit depending on the state of the control qubit, and is represented by the matrix:

$$CZ = \begin{pmatrix} 1 & 0 & 0 & 0 \\ 0 & 1 & 0 & 0 \\ 0 & 0 & 1 & 0 \\ 0 & 0 & 0 & -1 \end{pmatrix} \quad (\text{B5})$$

To implement this, we consider an additional pair of quasi-

particles of type (σ, \mathbb{I}) , whose fusion channel $y = (\mathbb{I}, \mathbb{I})$ or (ψ, \mathbb{I}) is the state of the second qubit. To implement the CZ gate, we follow the same steps as described above, except we replace step (4) above with (4'):

(4') Take the additional pair of quasiparticles through a loop involving γ . This path is similar to the one used in step (2) for a single (σ, \mathbb{I}) quasiparticle.

Based on the preceding discussion, if $x = (\mathbb{I}, \mathbb{I})$, then $c(\gamma) = \frac{1}{\sqrt{2}}(\mathbb{I} - \psi)$, in which case braiding the pair of quasiparticles in fusion channel y will give a $+1$. On the other hand, if $x = (\psi, \mathbb{I})$, then $c(\gamma) = \sigma$, in which case the braiding of the pair of quasiparticles in fusion channel y gives $+1$ if $y = (\mathbb{I}, \mathbb{I})$ and -1 if $y = (\psi, \mathbb{I})$.

-
- ¹ C. Nayak, S. H. Simon, A. Stern, M. Freedman, and S. D. Sarma, *Rev. Mod. Phys.* **80**, 1083 (2008).
 - ² E. Witten, *Comm. Math. Phys.* **121**, 351 (1989).
 - ³ X. G. Wen, *Phys. Rev. B* **40**, 7387 (1989).
 - ⁴ X. G. Wen and Q. Niu, *Phys. Rev. B* **41**, 9377 (1990).
 - ⁵ S. Bravyi and A. Y. Kitaev, unpublished (2000).
 - ⁶ M. Freedman, C. Nayak, and K. Walker, *Phys. Rev. B* **73** (2006).
 - ⁷ Z. Wang, private communication.
 - ⁸ X. Wen, *Int. J. Mod. Phys. B*, 239 (1990).
 - ⁹ N. Read, *Phys. Rev. B* **79**, 045308 (2009).
 - ¹⁰ X.-G. Wen (2012), arXiv:1212.5121.
 - ¹¹ Y. You and M. Cheng (2015), arXiv:1502.03192.
 - ¹² H. Moradi and X.-G. Wen, *Phys. Rev. Lett.* **115**, 036802 (2015).
 - ¹³ Y. Zhang, T. Grover, A. Turner, M. Oshikawa, and A. Vishwanath, *Phys. Rev. B* **85**, 235151 (2012).
 - ¹⁴ Y. Zhang, T. Grover, and A. Vishwanath, *Phys. Rev. B* **91**, 035127 (2015).
 - ¹⁵ P. Bonderson, S. D. Sarma, M. Freedman, and C. Nayak (2010), arXiv:1003.2856.
 - ¹⁶ P. Bonderson, M. Freedman, and C. Nayak, *Annals of Physics* **324**, 787 (2009), ISSN 0003-4916.
 - ¹⁷ P. Bonderson, *Phys. Rev. B* **87**, 035113 (2013).
 - ¹⁸ M. Barkeshli, C.-M. Jian, and X.-L. Qi, *Phys. Rev. B* **87**, 045130 (2013), arXiv:1208.4834.
 - ¹⁹ M. Barkeshli and X.-L. Qi, *Phys. Rev. X* **4**, 041035 (2014).
 - ²⁰ G. S. Boebinger, H. W. Jiang, L. N. Pfeiffer, and K. W. West, *Phys. Rev. Lett.* **64**, 1793 (1990).
 - ²¹ Y. W. Suen, J. Jo, M. B. Santos, L. W. Engel, S. W. Hwang, and M. Shayegan, *Phys. Rev. B* **44**, 5947 (1991).
 - ²² J. Eisenstein, L. Pfeiffer, and K. West, *Phys. Rev. Lett.* **69**, 3804 (1992).
 - ²³ M. Barkeshli and X.-L. Qi, *Phys. Rev. X* **2**, 031013 (2012), arXiv:1112.3311.
 - ²⁴ M. Barkeshli and J. D. Sau (2015), arXiv:1509.07135.
 - ²⁵ H. Bombin, *Phys. Rev. Lett.* **105**, 030403 (2010), arXiv:1004.1838.
 - ²⁶ A. Kitaev and L. Kong, *Comm. Math. Phys.* **313**, 351 (2012).
 - ²⁷ M. Barkeshli, P. Bonderson, M. Cheng, and Z. Wang (2014), arXiv:1410.4540.
 - ²⁸ M. Barkeshli and X.-G. Wen, *Phys. Rev. B* **81**, 045323 (2010), arXiv:0909.4882.
 - ²⁹ A. Kapustin and N. Saulina, *Nucl. Phys. B* **845**, 393 (2011).
 - ³⁰ M. Levin, *Phys. Rev. X* **3**, 021009 (2013).
 - ³¹ M. Barkeshli, C.-M. Jian, and X.-L. Qi, *Phys. Rev. B* **88**, 235103 (2013).
 - ³² M. A. Levin and X.-G. Wen, *Phys. Rev. B* **71**, 045110 (2005).
 - ³³ X.-G. Wen, *Quantum Field Theory of Many-Body Systems* (Oxford Univ. Press, Oxford, 2004).
 - ³⁴ C. Levaillant, B. Bauer, M. Freedman, Z. Wang, and P. Bonderson, *Phys. Rev. A* **92**, 012301 (2015).
 - ³⁵ K. Walker (1991), <http://canyon23.net/math/1991TQFTNotes.pdf>.
 - ³⁶ M. Barkeshli (2016), arXiv:1604.00683.
 - ³⁷ C. Knapp, M. Zaletel, D. E. Liu, M. Cheng, P. Bonderson, and C. Nayak (2016), arXiv:1601.05790.
 - ³⁸ P. Bonderson, L. Fidkowski, M. Freedman, and K. Walker (2013), arXiv:1306.2379.
 - ³⁹ P. Bonderson, L. Fidkowski, M. Freedman, and K. Walker (2016), arXiv:1601.08225.
 - ⁴⁰ R. E. Gompf and A. Stipsicz, *4-manifolds and Kirby Calculus* (American Mathematical Society, 1999).
 - ⁴¹ A. G. Fowler, M. Mariantoni, J. M. Martinis, and A. N. Cleland, *Phys. Rev. A* **86**, 032324 (2012).
 - ⁴² P. H. Bonderson, Ph.D. thesis, California Institute of Technology (2007).
 - ⁴³ S. Bravyi and A. Kitaev, *Annals Phys.* **298**, 210 (2002), quant-ph/0003137.
 - ⁴⁴ P. Bonderson and C. Nayak, *Phys. Rev. B* **87**, 195451 (2013).
 - ⁴⁵ While the modular transformation ideas of Ref. 15 apply to any system described by the Ising TQFT, the discussion of physical realization of the ideas in Ref. 15 focused on utilizing topological superconductors, which are not actually described by the Ising TQFT and so do not support such methods.⁴⁴