

Functional Dependencies Unleashed for Scalable Data Exchange

Angela Bonifati
University of Lyon 1
angela.bonifati@univ-lyon1.fr

Ioana Ileana
Paris Descartes University
ioana.ileana@parisdescartes.fr

Michele Linardi
Paris Descartes University
michele.linardi@parisdescartes.fr

ABSTRACT

We address the problem of efficiently evaluating target functional dependencies (fds) in the Data Exchange (DE) process. Target fds naturally occur in many DE scenarios, including the ones in Life Sciences in which multiple source relations need to be structured under a constrained target schema. However, despite their wide use, target fds' evaluation is still a bottleneck in the state-of-the-art DE engines. Systems relying on an all-SQL approach typically do not support target fds unless additional information is provided. Alternatively, DE engines that do include these dependencies typically pay the price of a significant drop in performance and scalability. In this paper, we present a novel chase-based algorithm that can efficiently handle arbitrary fds on the target. Our approach essentially relies on exploiting the interactions between source-to-target (s-t) tuple-generating dependencies (tgds) and target fds. This allows us to tame the size of the intermediate chase results, by playing on a careful ordering of chase steps interleaving fds and (chosen) tgds. As a direct consequence, we importantly diminish the fd application scope, often a central cause of the dramatic overhead induced by target fds. Moreover, reasoning on dependency interaction further leads us to interesting parallelization opportunities, yielding additional scalability gains. We provide a proof-of-concept implementation of our chase-based algorithm and an experimental study aiming at gauging its scalability with respect to a number of parameters, among which the size of source instances and the number of dependencies of each tested scenario. Finally, we empirically compare with the latest DE engines, and show that our algorithm outperforms them.

1. INTRODUCTION

Data Exchange (DE) is the process of transferring data from a source database to a target database by leveraging the schemas of such databases, along with a set of high-level assertions involving schema elements, also called *dependencies*. Dependencies in DE scenarios most often belong to two fundamental classes: (i) source-to-target (s-t)

tuple-generating dependencies (tgds), which relate elements of the source schema with elements of the target schema; (ii) target dependencies, which involve solely elements of the target schema. Target dependencies can in turn be distinguished into target tgds, including target foreign keys, and target equality-generating dependencies (egds), including primary keys and, more broadly speaking, functional dependencies (fds) on the target schema. DE scenarios pertain to a plethora of application domains. Due to the increasing size of available data, achieving performance and scalability on these scenarios is becoming overly stringent. Scientific applications in particular bring up a strong need for efficiency, due to both the abundance of data and the large number of dependencies they may yield. Among these dependencies, target fds are often pivotal in the tasks of integrating and exchanging data from such applications.

Research on DE has led to a very wide and rich range of results [17, 5, 6]. Many existing approaches have aimed at *rewriting* the dependencies, so as to further leverage the power of an external, general evaluation engine, such as a traditional RDBMS [17, 15] or a Datalog engine [12, 10]. Alternatively, custom chase engines have been used and optimized for computing DE solutions [7, 16].

Despite the abundance of previous work in the area, the efficient support for target fds remains an open problem. Indeed, some of the fastest current DE engines such as Clio and ++Spicy [17, 15] rely on rewriting approaches from DE dependencies into sets of SQL queries. While these engines show high efficiency when dealing with s-t tgds, their support for target fds is importantly limited. The reason for this stands in the fact that fds (and general egds) are difficult to enforce using a first-order (FO) query language such as SQL. Indeed, it was first conjectured in [18], and later proved in [14], that one cannot provide a complete FO rewriting for a DE scenario with target egds. To circumvent this limitation, previous work [14] has identified specific cases where rewriting with target fds may be achieved, typically by further exploiting a set of source dependencies.

However, what about DE scenarios including general target fds and no source dependencies? We argue that these scenarios are yet interesting in practice in many cases in which the presence of source dependencies cannot be guaranteed, e.g. when data sources are denormalized or lacking schema constraints. These may concern for instance Life Sciences applications, where massive, heterogeneous source data from scientific instruments, experiments or simply observations of physical and biological events has to be integrated into a common unified schema with key constraints.

While such scenarios are beyond the scope of all-SQL systems, they can be in principle handled by DE engines that depart from the all-SQL-induced limitations [7]. These engines can by design cover broader classes of constraints and have been shown to be quite efficient on a variety of scenarios. However, when it comes to evaluating target fds, they unfortunately exhibit significant drops in efficiency. This is strongly related to the fact that fd evaluation is an expensive task, and special methods and algorithms are needed to alleviate its negative impact on performance.

In this paper, we address the problem of efficiently evaluating target fds in the DE process. To this end, we introduce a novel chase-based algorithm aimed precisely at achieving *efficiency and scalability in the presence of target fds*. We place ourselves in a DE setting where dependencies are either s-t tgds or target fds, and no source dependencies are available. To meet its performance goal, our algorithm will essentially leverage the dependencies' interactions. Guided by these interactions, our chase sequences will interleave fd and (chosen) tgd steps, with the aim of producing and handling piecemeal the so-called Saturation Sets.

The key observation is that once a Saturation Set is constructed and processed, it can be safely added to the solution and removed from any further processing tasks. Structuring the chase by Saturation Sets allows us then to importantly lower the size of the intermediate chase results. This in turn importantly reduces the fd application scope, whose extent is one of the main reasons behind the major overhead induced by target fds. Moreover, reasoning in terms of dependency interaction and instance partitioning calls for very interesting parallelization opportunities, and thus scalability gains. The practical efficiency of our algorithm coupled with the range of scenarios it is able to cover let it stand an advantageous comparison with the latest, state-of-the-art DE engines [7, 15], as shown in our experimental assessment.

Contributions. The main contributions of our paper are the following:

- We propose a novel chase-based algorithm for efficient and scalable Data Exchange in the presence of arbitrary target functional dependencies. Our algorithm essentially exploits source-to-target and target dependencies interactions. Based on these, we infer a chase step ordering that allows to significantly speed up the evaluation of target fds. Our dependency interaction analysis also yields interesting parallelization opportunities, further boosting efficiency. We prove that our algorithm is correct and produces universal solutions.
- We provide a proof-of-concept implementation of our algorithm and an extensive experimental study aimed at gauging its performance and scalability with respect to a number of parameters, among which the size of source instances and the number of dependencies. The results of these experiments and the comparison with the fastest existing DE engines allow us to confirm and validate our performance goal. Moreover, they contradict the common wisdom stating that custom DE engines are less efficient than all-SQL ones.

The paper is organized as follows. Preliminary definitions are in Section 2. The main algorithms are in Section 3 and 4. Experimental results are in Section 5. A discussion of related work is in Section 6. We conclude in Section 7.

2. PRELIMINARIES

We assume three disjoint countably infinite sets, Δ_c a set of constants, Δ_n a set of labelled nulls, and Var a set of variables. A *term* is either a constant, or a labelled null, or a variable. A *database schema* \mathbf{S} is a finite set of relation names each with fixed arity. An *atom* is a tuple of the form $R(t_1, \dots, t_n)$ where every t_i is a term (also called *attribute*), R is a relation name, and n is the arity of R . A *fact* is an atom where all t_i are constants or nulls. A *database instance* of \mathbf{S} is a set of facts using relation names from \mathbf{S} . A homomorphism between two database instances K_1 and K_2 [5] is a mapping h from $\Delta_c \cup \Delta_n$ to $\Delta_c \cup \Delta_n$ such that: (i) $h(c) = c$, for every $c \in \Delta_c$; (ii) for every fact $R_i(\bar{t})$ of K_1 , $R_i(h(\bar{t}))$ is a fact of K_2 , where $h((a_1, \dots, a_n)) = (h(a_1), \dots, h(a_n))$. A homomorphism from K_1 to K_2 is said to be full if $h(K_1) = K_2$. An isomorphism between K_1 and K_2 is a full injective homomorphism h from K_1 to K_2 such that h^{-1} is a full injective homomorphism from K_2 to K_1 . A *functional dependency* (fd) is a constraint of the form $R.A \rightarrow R.B$ where R is a relation of arity n and A, B are subsets of $\{1, \dots, n\}$ indicating positions of attributes of R .

Data Exchange setting. Given disjoint schemas \mathbf{S} (*source schema*) and \mathbf{T} (*target schema*), in this paper we focus on DE scenarios characterized by a quadruple (mapping) $M = (\mathbf{S}, \mathbf{T}, \Sigma_{st}, \Sigma_t)$, where Σ_{st} is a set of s-t tgds and Σ_t is a set of fds on the target schema. An s-t tgd is a first-order (FO) logic formula of the form $\forall \bar{x}\bar{y}. \phi(\bar{x}, \bar{y}) \rightarrow \exists \bar{z}\psi(\bar{y}, \bar{z})$, where $\phi(\bar{x}, \bar{y})$ is a conjunction of atomic formulas over \mathbf{S} , and $\psi(\bar{y}, \bar{z})$ is a conjunction of atomic formulas over \mathbf{T} . An fd $R.A \rightarrow R.B$ in Σ_t is expressed as an egd by the formulas $\forall \bar{x}R(x_1, \dots, x_n) \wedge R(x'_1, \dots, x'_n) \rightarrow \bigwedge_{i \in B} x_i = x'_i$, where in the left-hand side, x_j and x'_j are the same variable for all j in A . We refer to the left-hand side of a dependency as its *body*, while the right-hand side is the dependency's *head*. Given $M = (\mathbf{S}, \mathbf{T}, \Sigma_{st}, \Sigma_t)$ and a database instance I on \mathbf{S} (source instance), we say that an instance J on \mathbf{T} is a *solution for I and M* if the instance $I \cup J$ satisfies all the logical constraints from Σ_{st} and Σ_t , with the standard meaning of satisfiability for first-order logic.

Assignments. A *variable assignment* (or simply an *assignment*) over a domain $V \subseteq Var$ is a mapping $a : V \rightarrow \Delta_c \cup \Delta_n$, from variables in V to constants or labelled nulls. A *body assignment* for a dependency is an assignment whose domain consists in the set of all body variables of the dependency. A *full assignment* for a dependency is an assignment defined on the set of both body and head variables. We artificially extend assignments to constants by taking $a(c_i) = c_i$ for all assignments a and all constants c_i . An instance I is said satisfying a body assignment a for a tgd $\forall \bar{x}, \bar{y} \phi(\bar{x}, \bar{y}) \rightarrow \exists \bar{z}\psi(\bar{y}, \bar{z})$ if $I \models \phi(a(\bar{x}), a(\bar{y}))$. We equivalently define satisfiability for egd assignments (note that for these body assignments are also full). The *head materialization* of a full tgd assignment a is the set of facts $\psi(a(\bar{y}), a(\bar{z}))$.

Data Exchange solutions and the chase. DE solutions are usually obtained by employing the chase procedure. Several chase variants and flavors have been explored in the literature, in both general and DE specific settings. Chase procedures operate as sequences of chase steps, comprising *conditions* and *results* of application. A *terminating* chase sequence on an instance I consists in iteratively applying

(i) Source Instance I

Active_Researcher		
name	surname	age
Ronald	Red	60
John	Gray	33

Researcher_Collaboration

name ₁	surname ₁	name ₂	surname ₂
Ronald	Red	Matthew	Orange
Fredric	Brown	Miriam	White

Awarded_Researcher

name	surname	awardName	year
John	Gray	DBNobel	2014
Wallace	Blue	DBNobel	1932
Fredric	Brown	DBNobel	1932
Marlon	Bold	DBNobel	1954
Marlon	Bold	DBNobel	1972

(ii) Pre-solution J' (does not enforce egds)

Researcher

name	surname	idRewarding	idClub
Ronald	Red	N ₁	N ₂
John	Gray	N ₃	N ₄
John	Gray	N ₅	N ₆
Wallace	Blue	N ₇	N ₈
Fredric	Brown	N ₉	N ₁₀
Marlon	Bold	N ₁₁	N ₁₂
Marlon	Bold	N ₁₃	N ₁₄
Ronald	Red	N ₁₅	N ₁₆
Matthew	Orange	N ₁₇	N ₁₆
Fredric	Brown	N ₁₈	N ₁₉
Miriam	White	N ₂₀	N ₁₉

Research_Prize

awardName	year	idResearcher
DBNobel	2014	N ₅
DBNobel	1932	N ₇
DBNobel	1932	N ₉
DBNobel	1954	N ₁₁
DBNobel	1972	N ₁₃

(iii) Solution J

Researcher

name	surname	idRewarding	idClub
John	Gray	N ₅	N ₆
Wallace	Blue	N ₇	N ₈
Marlon	Bold	N ₁₃	N ₁₄
Ronald	Red	N ₁₅	N ₁₆
Matthew	Orange	N ₁₇	N ₁₆
Fredric	Brown	N ₇	N ₁₉
Miriam	White	N ₂₀	N ₁₉

Research_Prize

awardName	year	idResearcher
DBNobel	2014	N ₅
DBNobel	1932	N ₇
DBNobel	1954	N ₁₃
DBNobel	1972	N ₁₃

Figure 1: Data Exchange scenario involving researchers, their prizes and their collaborations.

chase steps until reaching a point where no chase step further applies or the sequence has failed. To obtain DE solutions via the chase procedure, one typically has to (i) issue a successful terminating chase sequence starting from the source instance, then (ii) retain the part of the result corresponding to the target schema (hence, the target instance). Depending on the constraints, the source instance and the specific chase flavor, issues regarding termination may arise. However, if obtained, solutions generated by chasing enjoy an intrinsic property called the *universality* [5]. We say that a solution J for a mapping M and a source instance I is universal ($J \in USol(M, I)$) iff for every solution K there is a homomorphism from J to K .

The Oblivious Chase. In this paper, we rely on one of the simplest chase variants, called the Oblivious (or Naive) Chase [11]. We briefly describe below Oblivious Chase steps:

- **Tgds.** An Oblivious Chase step with a tgd t of the form $\forall \bar{x}, \bar{y} \phi(\bar{x}, \bar{y}) \rightarrow \exists \bar{z} \psi(\bar{y}, \bar{z})$ applies on an instance I if there exists a body assignment a of t such that (i) I satisfies a and (ii) a has not already been used for a previous chase step with t in the chase sequence. The result of applying the chase step is obtained by (i) extending a to a full assignment by injectively assigning to each $z_i \in \bar{z}$ a fresh null in Δ_n and then (ii) adding the facts in $\psi(a(\bar{y}), a(\bar{z}))$ to I .
- **Egds.** An Oblivious Chase step with an egd e of the form $\forall \bar{x} \phi(\bar{x}) \rightarrow (x_i = x_j)$ applies on an instance I if there exists an assignment a of e such that (i) I satisfies a and (ii) $a(x_i) \neq a(x_j)$. To define the application result of the chase step we distinguish three cases: (i) if both $a(x_i)$ and $a(x_j)$ are constants, the chase fails; (ii) if exactly one of $a(x_i)$, $a(x_j)$ is a null, I is modified by replacing all the occurrences of the null with the constant; (iii) if both $a(x_i)$ and $a(x_j)$ are nulls, I is modified as in (ii) by picking one null at random ¹.

¹Or, one can assume a total ordering on labelled nulls and always choose the smallest one, as done in an alternative definition of the Oblivious Chase in [3], that could also be seamlessly adopted here.

For solutions obtained by employing the Oblivious Chase in our DE setting comprising s-t tgds and target fds, no termination issues arise and the following holds [11]:

Proposition 2.1 *If one Oblivious Chase sequence fails then all sequences fail and there are no solutions for the DE scenario.*

Else, a solution produced by the Oblivious Chase is universal and, moreover, unique up to isomorphism.

Pre-solutions and the Classical DE Chase. A customary procedure for obtaining solutions in our DE setting consists in retaining only a subset of the possible solution-generating Oblivious Chase sequences. Namely, those that first chase with the s-t tgds, then with the target egds. This allows restricting the result to the target schema earlier in the process (after concluding the chase with the tgds), thus obtaining a *pre-solution*. We will hereafter refer to this chase variant as the *Classical Data Exchange Chase*.

Example 2.2 *Consider a DE scenario where $M = (S, T, \Sigma_{st}, \Sigma_t)$ with S and T illustrated in Figure 1, and Σ_{st} and Σ_t as below. We omit the quantifiers, and use uppercase letters for existentially quantified variables and lowercase ones for universally quantified variables.*

$$\begin{aligned}
\mathbf{m}_1 &: \text{Active_Researcher}(n, s, a) \rightarrow \text{Researcher}(n, s, Y_1, Y_2) \\
\mathbf{m}_2 &: \text{Awarded_Researcher}(n', s', p', w') \rightarrow \\
&\quad \text{Researcher}(n', s', T, T_1) \wedge \text{Research_Prize}(p', w', T) \\
\mathbf{m}_3 &: \text{Researcher_Collaboration}(n'', s'', n''', s''') \rightarrow \\
&\quad \text{Researcher}(n'', s'', E_1, E_2) \wedge \text{Researcher}(n''', s''', E_3, E_2) \\
\mathbf{e}_1 &: \text{Researcher}(n, s, p, w) \wedge \text{Researcher}(n, s, p', w') \rightarrow \\
&\quad (p = p') \wedge (w = w') \\
\mathbf{e}_2 &: \text{Research_Prize}(p, w, z) \wedge \text{Research_Prize}(p, w, z') \rightarrow \\
&\quad (z = z')
\end{aligned}$$

Figure 1(i) depicts the source instance I . By first chasing with the s-t tgds m_1, m_2, m_3 we obtain the pre-solution J' in Figure 1(ii), where N_1 - N_{20} are fresh labelled nulls over the relations *Researcher* and *Research_Prize*. Next, by applying the egds (primary keys) e_1 and e_2 , we obtain the solution J in Figure 1(iii).

3. OPTIMIZING THE CHASE

Not surprisingly, a direct implementation of the Classical Data Exchange Chase procedure described above, building

<i>s-t</i> <i>tgd</i>	<i>full tgd assignments</i>
m_1	$a_1m_1 = \{n : \text{Ronald}, s : \text{Red}, a : 60, Y_1 : N_1, Y_2 : N_2\}$ $a_2m_1 = \{n : \text{John}, s : \text{Gray}, a : 33, Y_1 : N_3, Y_2 : N_4\}$
m_2	$a_1m_2 = \{n' : \text{John}, s : \text{Gray}, p' : \text{DBNobel}, w' : 2014, T : N_5, T_1 : N_6\}$ $a_2m_2 = \{n' : \text{Wallace}, s : \text{Blue}, p' : \text{DBNobel}, w' : 1932, T : N_7, T_1 : N_8\}$ $a_3m_2 = \{n' : \text{Fredric}, s : \text{Brown}, p' : \text{DBNobel}, w' : 1932, T : N_9, T_1 : N_{10}\}$ $a_4m_2 = \{n' : \text{Marlon}, s : \text{Bold}, p' : \text{DBNobel}, w' : 1954, T : N_{11}, T_1 : N_{12}\}$ $a_5m_2 = \{n' : \text{Marlon}, s : \text{Bold}, p' : \text{DBNobel}, w' : 1972, T : N_{13}, T_1 : N_{14}\}$
m_3	$a_1m_3 = \{n'' : \text{Ronald}, s'' : \text{Red}, n''' : \text{Matthew}, s''' : \text{Orange}, E_1 : N_{15}, E_2 : N_{16}, E_3 : N_{17}\}$ $a_2m_3 = \{n'' : \text{Fredric}, s'' : \text{Brown}, n''' : \text{Miriam}, s''' : \text{White}, E_1 : N_{18}, E_2 : N_{19}, E_3 : N_{20}\}$

Figure 2: Initial set of full assignments for the s-t tgds of Example 2.2.

the pre-solution before proceeding to egd application, will in general fail to achieve practical performance. The main reason for this is that egd application is a time-intensive, resource-consuming task; the larger the pre-solution, the more expensive the final egd application will get. On the other hand, the Oblivious Chase allows for much more flexibility in the choice of the order of chase steps. However, it is not obvious which of the Oblivious Chase sequences may end up performing better than others.

In the following, we will show that some Oblivious Chase sequences are particularly interesting, as they can lead to increased performance by providing means for targeted optimizations. We will introduce a new chase-based algorithm, called the Interleaved Chase, that produces and leverages such sequences. While the Interleaved Chase relies on Oblivious Chase steps, it will aim at improving performance by *exploiting the dependencies' interaction* to infer chase orders that allow systematically *reducing the egd application scope*.

In this section, we will gradually expose key ideas and intuitions as well as define the main concepts and tools used by our algorithm, namely assignment lifecycle, interactions and collisions, Saturation Sets and overlapping. We will then proceed to the detailed description of the Interleaved Chase in Section 4.

3.1 Chase and assignment lifecycle

In order to illustrate the ideas behind the Interleaved Chase, we first invite the reader to adopt a slightly different point of view on the Oblivious Chase in our Data Exchange setting, namely by considering chase steps as operations that consist in *picking and modifying full tgd assignments*. Indeed, in our setting, the set of body assignments for chasing with tgds only depends on the s-t tgds and the source instance and is thus fixed and known in advance. This also holds for full tgd assignments, which are basically extensions of body s-t tgd assignments with fresh labeled nulls.

The chase will thus bootstrap on an *initial set* of full s-t tgd assignments containing all full tgd assignments for our scenario. For convenience, we add a unique identifier to each of these assignments. Each s-t tgd step will then *pick* one of these initial full assignments, that is, remove the assignment from the initial set and add it to a *target set* of assignments.

What about egd steps? An egd step will simply consist in *modifying* full tgd assignments that have previously been added to the target assignment set, replacing values in the image of these assignments.

Upon chase termination, the initial set of assignments will be empty whereas the target assignment set will comprise all the full tgd assignments originally present in the initial set (by their identifier), potentially modified because of egd application. Intuitively, a chase sequence can be thus seen

as developing, for each element in a fixed known initial set of full tgd assignments, a *lifecycle* which starts with the assignment being picked (removed from the initial set and added to the target set) and continues with the assignment evolving in the target set, due to egd application, up to a point where it becomes immutable. Throughout the lifecycles of assignments, and, precisely, at each chase step, the intermediate target instance can be obtained by performing the head materialization of the assignments in the the target assignment set. The solution will be given by the head materialization of the immutable forms of all the assignments, that is, after the termination of a chase sequence.

Example 3.1 Consider again the scenario in Example 2.2. The initial set of full s-t tgd assignments is illustrated in Figure 2.

A possible Oblivious Chase sequence can begin with the following steps:

- chase step with a_2m_1 (pick assignment), adding the assignment a_2m_1 to the target set and removing it from the initial set;
- chase step with a_1m_2 (pick assignment), adding the assignment a_1m_2 to the target set and removing it from the initial set;
- chase step with e_1 (modify assignment), which will transform a_2m_1 into $a_2m_1 = \{n : \text{John}, s : \text{Gray}, a : 33, Y_1 : N_5, Y_2 : N_6\}$ in the target set.

In the remainder, unless otherwise specified, we use assignment as a short for full s-t tgd assignment. We will say that two assignments are distinct if their identifiers are distinct. We will further employ the terms *assignment set* to refer to all the assignments for a given scenario, regardless of their lifecycle status. For our example, the assignment set is thus $\{a_1m_1, a_2m_1, a_1m_2, a_2m_2, a_3m_2, a_4m_2, a_5m_2, a_1m_3, a_2m_3\}$. We will refer to an assignment set in its initial form (when bootstrapping the chase) as the initial assignment set and to intermediate sets produced when chasing as (intermediate) target assignment sets.

3.2 Assignment interaction

Thanks to our new view on the chase, we further proceed to characterizing the cases when two assignments "are involved together in some egd (fd) application", that is, when the materialization of these assignments creates the application conditions for an egd. We will characterize this situation via the notion of *assignment interaction* as follows:

Definition 3.2 (Assignment interaction) Two (non-necessarily distinct) assignments a_1 and a_2 , in some form induced by some chase sequence, are said to interact on a target fd f of the form $R.A \rightarrow R.B$ and term pairs $\langle v_1,$

$v'_1 >, \dots, < v_n, v'_n >$ (where n is the cardinality of A) iff, denoting by m_1 and m_2 the s - t tgds for these assignments:

- the terms v_i and v'_i occur in the A positions of an R atom in the heads of m_1 and m_2 respectively;
- $a_1(v_i) = a_2(v'_i)$ for all i .

We move now to a key observation underlying our approach to performance improvement: if at some point during a chase sequence one can somehow guarantee that remaining assignments (those not yet picked) will never interact with those already picked, egds can be applied to termination and the currently maintained target set of assignments *saved as is to the solution*², and then *flushed*, discarded entirely. Then, the rest of the chase sequence will proceed starting with an empty target set. The direct consequence of this is that of *diminishing the size of the intermediate result*, and thus *reducing the egd application scope*.

Example 3.3 Consider again the chase steps in Example 3.1. One can verify that after the first two chase steps with a_2m_1 and a_1m_2 respectively, there exists no possible chase sequence that would make any of the remaining assignments interact with a_2m_1 or a_1m_2 .

After the chase step with e_1 , no other egd applies to our intermediate result, comprising $a_2m_1 = \{n : \text{John}, s : \text{Gray}, a : 33, Y_1 : N_5, Y_2 : N_6\}$ and $a_1m_2 = \{n' : \text{John}, s' : \text{Gray}, p' : \text{DBNobel}, w' : 2014, T : N_5, T_1 : N_6\}$. These two assignments can be saved to the solution and discarded from our current target set.

We can repeat this "save and flush" procedure again and again until the end of our chase sequence, thus maintaining at each chase step only part of the intermediate result. To achieve this however we need to be able to detect the possible interactions between assignments well in advance, since interaction is chase sequence and lifecycle dependent. We will see in the next subsection that this is possible by defining a stronger notion, namely the *collision* between assignments.

3.3 Collisions and Saturation Sets

A very interesting property (consequence of the definition of the Oblivious Chase) is that determining whether two assignments will interact at some point during their lifecycle is *chase sequence independent*. One can indeed show that the following holds³:

Proposition 3.4 Let C_1 and C_2 be two arbitrary terminating chase sequences and a_1 and a_2 be two (non-necessarily distinct) assignments. Then a_1 and a_2 interact during C_1 iff they interact in their final, immutable form after C_1 has ended iff they interact in their final, immutable form after C_2 has ended.

If any of the equivalent statements above holds, we say that a_1 and a_2 collide.

The result above provides us with the fixed, lifecycle and chase-sequence independent *collision* relation on assignments. Using the notion of collision we can then define *groups of assignments that do not collide with the rest of assignments*, that is, Saturation Sets:

Definition 3.5 (Saturation Sets) Given the assignment set A for a Data Exchange scenario, a Saturation Set S is a subset of A such that for all assignments $a \in S$ and $a' \in A - S$, a and a' do not collide.

Notice that Saturation Sets can be carved out from the initial set of assignments and can evolve into (intermediate) target results later on during the lifecycle stages. Since collision is lifecycle and chase-sequence independent however, our definition holds without referring to a specific form / lifecycle stage of assignments. In our previous Example 3.3, it turns out that we were able to apply the "save and flush" strategy at a specific moment during the chase mainly because we have constructed, as an (intermediate) target result, a Saturation Set. Our goal will be thus intuitively that of structuring the chase sequence so as to group together assignments belonging to the same Saturation Set. This will allow us in turn to repeatedly apply the "save and flush" strategy and reduce the size of the intermediate results.

Saturation Set size. Note that the above definition of Saturation Sets is very permissive and does not tell us how to build such sets. Indeed, it is enough to note that if S_1 and S_2 are two Saturation Sets, then their union is also a valid Saturation Set by our definition; as it turns out, the whole assignment set is also a valid Saturation Set. As a consequence, finding Saturation Sets and structuring the chase accordingly by interleaving "save and flush" operations is not directly a guarantee of optimization. Importantly, what we aim for are *comparably smaller Saturation sets*.

In principle, in order to find ideally small candidates for such Saturation Sets, one would need to compute the graph of collision, which would in turn imply running the chase sequence until completion. In the following, we present the alternative concept of *overlap*, which is coarser but easier-to-compute than the notion of collision. We will show how the overlap lets us explore the search space of possible Saturation Sets in the next subsection.

3.4 Overlaps and overlapping assignments

To be able to define overlap between assignments, we start by introducing an essential notion: the mutable existential variables (or mutable existentials).

Definition 3.6 (Mutable existential variable) Given an s - t tgd m we inductively define the mutable existential variables in the head of m as follows:

For every fd f of the form $R.A \rightarrow R.B$ and every atom r of relation R in the head of m , denoting by (v_1, \dots, v_n) the terms appearing in the A positions of r , if the following hold:

- all v_i are either universal variables, constants or mutable existential variables
- or there exists $r' \neq r$ an atom of relation R in the head of m s.t., denoting by (v'_1, \dots, v'_n) the terms occurring in the A positions in r' , for all i , either
 - v_i and v'_i are universals, constants, or mutable existentials
 - or $v_i = v'_i$

then any existential variable appearing in any of the B positions in r is mutable.

²By taking their head materializations thereof.

³By an isomorphism argument.

Intuitively, the notion of mutable existentials allows for a rough account of possible value changes caused by egd application: a null introduced by a mutable existential can be seen as *prone to change* due to one or several egd steps. Note also that the definition above is well-formed: the operational process it describes for iteratively identifying mutable existentials is indeed finite because of the finite number of existential variables in any tgd's head.

Example 3.7 Consider the tgd (existentials in capital) $A(x, y) \rightarrow R(x, C), S(C, G), T(y, D), U(L, D), W(V, M), W(V, N)$ and further assume that all first attributes are keys for the relations R, S, T, U, W . Then C is mutable because of the presence of x (universal) on the first position in R and the key on R . The same holds for D because of y in the T atom. Also, G is mutable because of the presence of C (mutable) on the first position in S . With the second part of the definition, M and N are mutable because of V occurring on the first position in the two W atoms. On the other hand, L is not mutable since it does not fall under any of the definition's conditions.

Using the above notion of mutable existentials, we can now define overlap and overlapping assignments as follows:

Definition 3.8 (Overlapping assignments) Two distinct assignments a_1 and a_2 are said overlapping on a target fd $R.A \rightarrow R.B$ and term pairs $\langle v_1, v'_1 \rangle, \dots, \langle v_n, v'_n \rangle$ (where n is the cardinality of A) iff, for all i , and denoting by m_1 and m_2 the s-t tgds for a_1 and a_2 respectively:

- v_i and v'_i occur in the i th A positions of an R atom in the heads of m_1 and m_2 respectively and
- both v_i and v'_i are either universal variables, constants or mutable existentials and
- if both $a_1(v_i)$ and $a_2(v'_i)$ are constants then $a_1(v_i) = a_2(v'_i)$

Example 3.9 It is easy to see that the assignments $a_2 m_1$ and $a_1 m_2$ of Example 3.3 are overlapping, on term pairs $\langle n, n' \rangle$ and $\langle s, s' \rangle$ and fd e_1 .

As is the case for interaction, the overlap notion is lifecycle-dependent. As opposed to interaction however, lifecycle evolution intuitively refines overlapping in the opposite direction: that is, two assignments can overlap in their initial form but while evolving during the chase they may end up non-overlapping. Thus, it is interesting to delay overlap evaluation, or alternatively, to proceed to early egd application. We will provide more details on this in Section 4.

As sketched above, our goal will be to employ the notion of overlap instead of the notion of collision. Indeed, our algorithm will exploit the notion of overlap in order to build Saturation Sets. The following result is crucial for our solution computation procedure by showing that we are indeed correct in doing so, because collision always (i.e. no matter the lifecycle stage) implies overlap:

Proposition 3.10 Let a_1 and a_2 be two distinct assignments such that a_1 and a_2 collide.

Then at any point of their lifecycle a_1 and a_2 are overlapping.

4. A CHASE-BASED ALGORITHM

In the following, we illustrate our chase-based algorithm, the Interleaved Chase. We first present the main algorithmic bricks, then focus on refinements and optimizations.

4.1 Main algorithmic bricks

Algorithm 1 sketches the global workflow of the Interleaved Chase. Our algorithm will start by computing the initial assignment set A_m for each s-t tgd m (recall that the initial assignment set for a DE scenario consists in the union of those). It will then repeatedly: (i) construct a Saturation Set and chase this set to termination and (ii) add the result (i.e. the obtained final Saturation Set) to the target solution by applying head materialization to the assignments of the Saturation Set. This procedure (lines 5 - 7) is repeated until the entire assignment set has been consumed, i.e. partitioned in Saturation Sets (line 4).

Algorithm Interleaved Chase

Can raise Exception: ChaseFail

Input: $M = (S, T, \Sigma_{st}, \Sigma_t)$, **SrcInstance** I

Output: **TgtInstance** J : the target solution

$J = \emptyset$;

1 **foreach** $m \in \Sigma_{st}$ **do**

2 | $A_m = \text{InitialAssignmentSet}(m, I)$;

3 **end**

4 **while** $\exists m \in \Sigma_{st}$ s.t. $A_m \neq \emptyset$ **do**

5 | $seed = \text{SelectArbitraryAsg}(A_m)$;

6 | $S_{sat} = \text{BuildAndChaseSaturationSet}(seed)$;

7 | $J = J \cup \text{Materialize}(S_{sat})$;

8 **end**

9 **return** J ;

Algorithm 1: Main loop of the Interleaved Chase

Each new Saturation Set construction relies on first selecting an arbitrary assignment that has not yet been attributed to some previous Saturation Set (line 5). The bulk of our solution computation procedure then relies on the subroutine *BuildAndChaseSaturationSet*. Algorithm 2 shows an initial, unrefined form of this subroutine.

Subroutine BuildAndChaseSaturationSet

Can raise Exception: ChaseFail

Input: Seed Assignment $seed$

Globals: $A_m \forall m \in \Sigma_{st}$

Output: Saturation Set S_{sat}

1 $NewAssignments = \{seed\}$;

2 $S_{sat} = \{seed\}$;

3 $A_{Tgd}(seed) - = \{seed\}$;

4 $\text{ApplyEgdsToTermination}(S_{sat}, seed)$;

5 **while** $NewAssignments \neq \emptyset$ **do**

6 | $a = \text{SelectArbitraryAsg}(NewAssignments)$;

7 | $NewAssignments - = \{a\}$;

8 | **foreach** $a' \in \bigcup_{m \in \Sigma_{st}} A_m$ s.t. a and a' overlap **do**

9 | | $NewAssignments \cup = \{a'\}$;

10 | | $S_{sat} \cup = \{a'\}$;

11 | | $A_{Tgd}(a') - = \{a'\}$;

12 | | $\text{ApplyEgdsToTermination}(S_{sat}, a')$;

13 | **end**

14 **end**

15 **return** S_{sat} ;

Algorithm 2: BuildAndChaseSaturationSet, initial

Saturation Set construction. The *BuildAndChaseSaturationSet* subroutine initializes the current Saturation Set with the provided seed assignment. It then iteratively expands this Saturation Set by embedding new assignments

that have at least an overlap with previously added assignments. This is done until a fixpoint is reached, i.e. no assignment can be further added.

Chase steps. The *BuildAndChaseSaturationSet* subroutine also fires the chase steps on the Saturation Set. Tgd chase steps are in reality subsumed by Saturation Set construction. They indeed merely consist in picking assignments, removing them from the initial assignment set⁴ and adding them to the current Saturation Set. After each such addition of an assignment to the current Saturation Set, a sequence of egd chase steps is further applied to termination. This is done via the *ApplyEgdsToTermination* subroutine, namely by firing all the egds triggered (directly or indirectly) by the assignment last added to the current Saturation Set. Note that this method can raise a *ChaseFail* exception corresponding to cases when the chase fails upon egd application attempt. This exception will be propagated through our algorithm to induce a global *ChaseFail* exit. If no failure occurs during the egd sequences, the *BuildAndChaseSaturationSet* subroutine will return the final Saturation Set, chased to termination, and ready to be converted into part of the target solution.

Note that, in the above egd chase steps, we have opted for an *early egd application* strategy that leads to firing egds as soon as applicable. As briefly mentioned in Section 3, this allows us to reduce the overall size of the Saturation Set, by leveraging a refined overlap among assignments. We show hereafter an example of how such size reduction occurs:

Example 4.1 Consider a Data Exchange scenario comprising unary source relations A and B and binary target relations R and S , along with a source instance consisting in the tuples $A(1)$, $B(2)$ and a set of s-t tgds as follows: $m_1 : A(x) \rightarrow R(x, y), S(y, z)$, $m_2 : A(x) \rightarrow R(x, x)$ and $m_3 : B(x) \rightarrow S(x, z)$. Furthermore, two functional dependencies (keys on first attributes) $f_1 : R.\{1\} \rightarrow R.\{2\}$ and $f_2 : S.\{1\} \rightarrow S.\{2\}$ are defined on the target.

The initial assignment set comprises: $a_1m_1 = \{x : 1, y : N_1, z : N_2\}$, $a_1m_2 = \{x : 1\}$ and $a_1m_3 = \{x : 2, z : N_3\}$.

Assume that we start constructing a Saturation Set with a_1m_1 as seed. We then retrieve a_1m_2 because it is overlapping with a_1m_1 on the pair of terms $\langle x, x \rangle$ and f_1 . We have now two options. The first is to not apply any egd, and continue by adding a_1m_3 to our current Saturation Set, since it overlaps with a_1m_1 on the pair of terms $\langle y, x \rangle$ and f_2 (note that y is a mutable existential). We end up with a Saturation Set containing 3 assignments.

The second option is to apply egds prior to evaluating overlapping with a_1m_3 . This will in turn change the assignment a_1m_1 to $\{x : 1, y : 1, z : N_2\}$. Because of this change, a_1m_1 and a_1m_3 are no longer overlapping; indeed, the previous overlap on $\langle y, x \rangle$ no longer holds. Due to early egd application, the Saturation Set ends up containing only two assignments, a_1m_1 and a_1m_2 , instead of the previous 3.

Moreover, through consistent early application of the egds, we can seamlessly guarantee that only egd application conditions created by the assignment last introduced need to be checked, instead of re-examining our whole intermediate result. We do not further detail the implementation of

⁴We assume a zero-cost call $Tgd(a)$ that allows us to retrieve the s-t tgd corresponding to an assignment; this can be seen as accessing an attribute of the assignment.

ApplyEgdsToTermination, mainly because any implementation can be plugged in as long as it proceeds to the necessary changes on assignments, and further raises a *ChaseFail* exception in case of failed step attempts. Recall also that the main purpose of our algorithm is that of reducing the intermediate result on which egd steps will be applied, and this is orthogonal and complementary to egd-specific optimizations, that can be envisioned as future work.

New assignment discovery. A core task of the *BuildAndChaseSaturationSet* subroutine is the iterative discovery of overlapping assignments, thus progressively expanding the current Saturation Set. A baseline take on assignment discovery would consist in repeatedly considering all assignments in the current Saturation Set and for each of those searching for overlapping assignments still available.

We include in our initial algorithm presentation a straightforward optimization from this baseline. Namely, we only consider a *frontier* of our Saturation Set, consisting in the newly added assignments that have not yet lead to expansion via overlapping. This frontier is represented by the *NewAssignments* variable, which holds the set of assignments "yet to be verified". We dedicate the following subsection to presenting more complex, additional designs that further improve the performance in assignment discovery.

4.2 Optimizing assignment discovery

The loop on line 8 in the *BuildAndChaseSaturationSet* subroutine inspects all not-yet-consumed assignments for overlaps with the currently considered (frontier) assignment a . The overlap check for a and a' furthermore implies, in principle, examining all fds and all term pairs for every pair of assignments, thus implying an high overhead. We will show how to importantly lower this overhead, by leveraging relations between the respective tgds.

We start by defining the notions of tgd *conflict areas* and *conflicts*, as follows:

Definition 4.2 (Conflict area) Let m be an s-t tgd and f an fd of the form $R.A \rightarrow R.B$. Let $ct = (v_1, \dots, v_n)$ be a tuple of n terms occurring in the head of m , where n is the cardinality of the set A . Then the pair $\langle ct, f \rangle$ is a conflict area for m iff:

- there is an R atom in the head of m comprising each v_i at the i th position of A and
- all v_i are either universal variables, or constants, or mutable existentials.

Definition 4.3 (Conflicts and conflicting tgds) Given two (non necessarily distinct) s-t tgds m_1 and m_2 and conflict areas $ca_1 = \langle ct_1, f_1 \rangle$ and $ca_2 = \langle ct_2, f_2 \rangle$ for m_1 and m_2 respectively, the pair $\langle ca_1, ca_2 \rangle$ is a conflict between m_1 and m_2 iff $f_1 = f_2$.

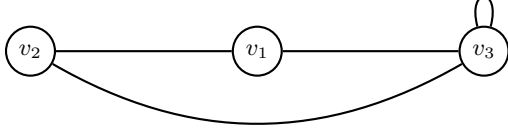
If $m_1 = m_2$ and $ca_1 = ca_2$ we further say that the conflict is trivial.

We characterize all conflicts among the s-t tgds in a DE scenario by means of the *Conflict Graph*:

Definition 4.4 (Conflict Graph) Given a Data Exchange scenario, its associated Conflict Graph, denoted by $G_{\Sigma_{st}}^c$, is an undirected (possibly) cyclic graph composed by an ordered pair (V, E) , where V is a set of vertices, each of which represents an s-t tgd in Σ_{st} , and E is a set of edges, each edge

witnessing the presence of at least one non-trivial conflict between the two s-t tgds corresponding to its incident vertices. Furthermore, every vertex in V is adorned with all the conflict areas for the corresponding tgd.

Example 4.5 The Conflict Graph for the DE scenario of Example 2.2 is depicted below:



v_1, v_2, v_3 are vertices corresponding to the tgds m_1, m_2, m_3

$$\begin{aligned} \text{Areas}(v_1) &= \{ca_1^1 = \langle (n, s), e_1 \rangle\}. \\ \text{Areas}(v_2) &= \{ca_2^1 = \langle (n', s'), e_1 \rangle, ca_2^2 = \langle (p', w'), e_2 \rangle\}. \\ \text{Areas}(v_3) &= \{ca_3^1 = \langle (n'', s''), e_1 \rangle, ca_3^2 = \langle (n''', s'''), e_1 \rangle\}. \end{aligned}$$

As we will show, the Conflict Graph will allow increasing the efficiency of the new assignment discovery. To characterize the link between conflicts and overlaps, we will introduce the notions of *conflict masks* and their *matching*, as follows:

Definition 4.6 (Conflict mask) Let m be an s-t tgd, an assignment for m and $ca = \langle (v_1, \dots, v_n), f \rangle$ a conflict area for m . The conflict mask of a on ca , denoted by $mask_a^{ca}$, is a tuple (w_1, \dots, w_n) such that for all $i = 1, \dots, n$, $w_i \in \Delta_c \cup \{*\}$ and

- if $a(v_i)$ is a constant then $w_i = a(v_i)$
- else, $w_i = *$.

We will hereafter also refer to conflict masks without detailing their source, that is, considering masks as n -tuples comprising as elements either constants or the special $*$ value.

Definition 4.7 (Matching of a conflict mask) Let m be an s-t tgd, $ca = \langle (v_1, \dots, v_n), f \rangle$ a conflict area for m and a an assignment for m . Let msk be a conflict mask of size n . We say that a matches msk on ca iff, for all $i = 1, \dots, n$ where msk_i is a constant, either $a_2(v_i) = msk_i$ or $a_2(v_i) \in \Delta_n$.

Based on the above definitions, we are now ready to show the essential link between overlaps, conflicts and conflict masks:

Proposition 4.8 Let m_1 and m_2 be two (non-necessarily distinct) s-t tgds and a_1 and a_2 two distinct assignments of m_1 and m_2 respectively. Let $f = R.A \rightarrow R.B$ be a functional dependency with n the cardinality of A .

Let $V = (v_1, \dots, v_n)$ and $V' = (v'_1, \dots, v'_n)$ be n -tuples of terms occurring in the head of m_1 and m_2 respectively. Then the following are equivalent:

- a_1 and a_2 overlap on $\langle v_1, v'_1 \rangle, \dots, \langle v_n, v'_n \rangle$ and f
- $\langle ca_1, ca_2 \rangle$ with $ca_1 = \langle (v_1, \dots, v_n), f \rangle$ and $ca_2 = \langle (v'_1, \dots, v'_n), f \rangle$ is a conflict between m_1 and m_2 and a_2 matches $mask_{a_1}^{ca_1}$ on ca_2 .
- $\langle ca_1, ca_2 \rangle$ with $ca_1 = \langle (v_1, \dots, v_n), f \rangle$ and $ca_2 = \langle (v'_1, \dots, v'_n), f \rangle$ is a conflict between m_1 and m_2 and a_1 matches $mask_{a_2}^{ca_2}$ on ca_1 .

Using the Conflict Graph and conflict masks. We will use conflict masks and their matching in conjunction with the Conflict Graph to direct and filter new assignment discovery. By its edges, the Conflict Graph will allow us to only consider specific assignments (corresponding to neighbour tgds). Conflict masks derived from the vertex conflict areas will further act as search masks for matching assignments. Intuitively, in such searches, constants will impose the search for matching constants, whereas the wildcard ($*$) character allows any value on the corresponding position.

Once one is sure that all assignments matching a conflict mask for a given fd have been added to a Saturation Set, the conflict mask can be *marked as exhausted* for the fd and never be employed again in future searches. Furthermore, *less permissive* masks for the same fd can be discarded too. We formalize this by the concept of *mask subsumption*:

Definition 4.9 (Mask subsumption) Let msk and msk' be two conflict masks of the same size. We say that msk subsumes msk' , denoted by $msk \geq msk'$, iff for all i , $msk_i = msk'_i$ or $msk_i = *$.

Putting it all together. Based on the concepts defined above we are ready to present the final, refined and optimized version of our algorithm. Changes on the main loop concern solely the construction of the Conflict Graph, prior to all other operations. This implies the addition at the very beginning of our algorithm of the line:

$$G_{\Sigma_{st}}^c = \text{BuildConflictGraph}(\Sigma_{st});$$

As expected, the bulk of changes concerns the *BuildAndChaseSaturationSet* subroutine, whose final, optimized version is depicted by Algorithm 3. For conciseness, we have grouped the sequence of operations systematically applied to all newly added assignments in a macro called *AddAndProcessAssignment*. Note that these operations do not vary from our initial version of the subroutine. The major changes, in turn, concern the new assignment discovery. We indeed *replace and refine* the loop of line 8 of Algorithm 2 with lines 8-22 of Algorithm 3. We detail below the purpose and content of these changes.

As in our initial version of the subroutine, we deal with the case of expanding the Saturation Set by reaching out to new assignments that overlap with an already present assignment. To this purpose however we now rely on the Conflict Graph and conflict masks. Our search for new assignments overlapping with a given assignment a starts with by iterating on the conflict areas that annotate the Conflict Graph node corresponding to the s-t tgd of a , which we will hereafter denote by m_a . This takes place on line 8.

For each conflict area, we construct the corresponding conflict mask (line 9). If the constructed mask (or a mask that subsumes it) has been previously used in conjunction with the fd corresponding to the area, the search is aborted (line 11), as we are sure that it will not yield any new assignments.

Otherwise, the search for new assignments continues by first considering trivial conflicts (line 13) on the given conflict area, between a and other assignments of m_a . Once trivial conflicts have been examined, non-trivial conflicts are then considered. This in turn will imply the usage of the Conflict Graph, to detect all conflicts of m_a on ca : neighbour s-t tgds m' conflicting with m_a on ca are identified and specific conflict areas ca' determined (line 16).

Subroutine BuildAndChaseSaturationSet*Can raise Exception:ChaseFail***Input:** *seed***Globals:** $A_m \forall m \in \Sigma_{st}, G_{\Sigma_{st}}^c$ **Output:** Saturation Set S_{sat}

```

1  $NewAssignments = \emptyset$ ;
2  $S_{sat} = \emptyset$ ;
3  $UsedMsk = \emptyset$ ;
4 AddAndProcessAssignment(seed, Tgd(seed));
5 while  $NewAssignments \neq \emptyset$  do
6    $a = \text{SelectArbitraryAsg}(NewAssignments)$ ;
7    $NewAssignments - = \{a\}$ ;
8   foreach  $ca = \langle cv, f \rangle \in Areas(G_{\Sigma_{st}}^c, Tgd(a))$  do
9      $msk = mask_a^{ca}$ ;
10    if  $\exists \langle msk', f \rangle \in UsedMsk$  s.t.  $msk' \geq msk$ 
11      then
12        | Continue;
13      end
14      foreach  $a' \in A_{Tgd(a)}$  matching  $msk$  on  $ca$  do
15        | AddAndProcessAssignment( $a'$ );
16      end
17      foreach  $m' = \text{Neighbour}(G_{\Sigma_{st}}^c, Tgd(a))$  and
18       $ca' = \langle cv', f \rangle \in Areas(G_{\Sigma_{st}}^c, m')$  do
19        | foreach  $a' \in A_{m'}$  matching  $msk$  on  $ca'$  do
20          | AddAndProcessAssignment( $a'$ );
21        | end
22      end
23       $UsedMsk \cup = \{\langle msk, f \rangle\}$ ;
24 end
25 return  $S_{sat}$ ;
26 macro AddAndProcessAssignment(asg):
27    $NewAssignments \cup = \{asg\}$ ;
28    $S_{sat} \cup = \{asg\}$ ;
29    $A_{Tgd(asg)} - = \{asg\}$ ;
30   ApplyEgdsToTermination( $S_{sat}$ , asg);

```

Algorithm 3: BuildAndChaseSaturationSet, optimized

Note that for both trivial conflicts and other, Conflict Graph edges-based conflicts, we use conflict areas and the constructed conflict mask to evaluate the overlap as a matching of a mask (lines 13 and 17). This indeed corresponds to our previous alternative characterization (by Proposition 4.8) of overlaps.

4.3 Parallelization

Before stating the correctness of our algorithm and proceeding to its practical evaluation, we note a last optimization opportunity, namely a *parallelization* opportunity.

Since Saturation Sets are discovered and chased in the same time, we cannot directly envision their parallel processing. However, it turns out that there exist, for a given assignment set, *groups of Saturation Sets* that can be treated in parallel. Such groups are induced by the connected components of the Conflict Graph.

Indeed, note that assignments for s-t tgds belonging to two distinct connected components in the Conflict Graph will never overlap (since overlap would imply conflict). Since our Saturation Set discovery is based on overlap, this in turns implies that for any two assignments placed in the same Saturation Set by our *BuildAndChaseSaturationSet*

subroutine, their corresponding s-t tgd nodes belong to the same Conflict Graph connected component.

Assuming a call $Tgds(c)$ that returns all s-t tgds whose corresponding nodes belong to a connected component c of our conflict graph $G_{\Sigma_{st}}^c$, we can thus modify lines 4–8 in Algorithm 1 to

```

1 foreach Connected Component c of  $G_{\Sigma_{st}}^o$  in parallel
2   do
3     while  $\exists m \in Tgds(c)$  s.t.  $A_m \neq \emptyset$  do
4       |  $seed = \text{SelectArbitraryAsg}(A_m)$ ;
5       |  $S_{sat} = \text{BuildAndChaseSaturationSet}(seed)$ ;
6       | //add result to the target instance
7       |  $J = J \cup \text{Materialize}(S_{sat})$ ;
8     end

```

We will call this version of our algorithm the *Interleaved Chase With Parallelization* and retain it for the experimental evaluation hereafter. We further show that the following holds⁵:

Theorem 4.10 *If the Oblivious Chase fails⁶ then both the Interleaved Chase and the Interleaved Chase With Parallelization fail. Else, any solution issued by running the Interleaved Chase or the Interleaved Chase With Parallelization is isomorphic to the result of the Oblivious Chase.*

PROOF SKETCH. We rely on two essential observations: (i) disjoint Saturation Sets completely partitioning the assignment set can be *chased individually* and the results *pieced together* to obtain a solution, and (ii) the outputs of our *BuildAndChaseSaturationSet* subroutine are disjoint Saturation Sets, chased to termination, and completely partitioning the assignment set. To show that each subroutine call returns a Saturation Set, we will in turn rely on the relations between conflicts and overlaps, and overlaps and collisions respectively, thus on Propositions 4.8 and 3.10. \square

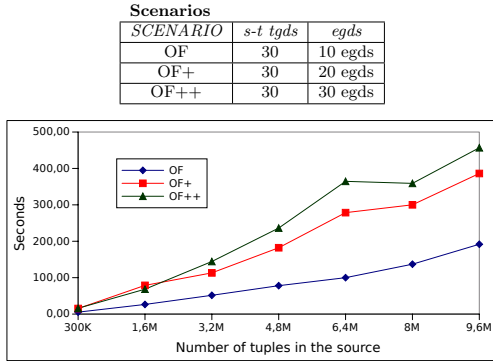
5. EXPERIMENTAL STUDY

We have implemented the Interleaved Chase With Parallelization in a DE engine written in Java and dispatching intermediate SQL calls. We dedicate this section to studying our algorithm's practical behaviour. We start by assessing its standalone performance w.r.t. parameters such as the size of the source instances and the number of s-t tgds and target fds. We continue by a comparison with state-of-the-art DE engines. All our experiments were run on an 8-cores, 3.50 Ghz processor and 28GB RAM computer under Linux Debian. We used Postgres 9.4 as an underlying DBMS for both our system and the DE engines we compare to.

Benchmarking scenarios. To evaluate our algorithm, we have used scenarios generated by using iBench [1], a recent data integration benchmark for arbitrarily large and complex schema mappings, schemas and schema constraints. We have considered three sets of scenarios: (i) OF scenarios generated with the default iBench *object fusion* primitive; (ii)

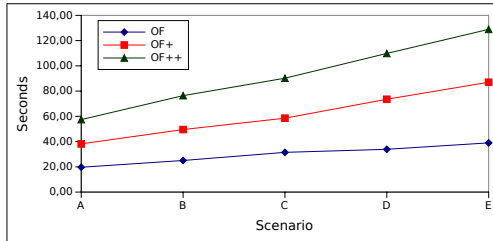
⁵We refer the reader to the appendix for a full proof of this result.

⁶In virtue of Proposition 2.1, we use a generic term for "Oblivious Chase failure" or "Oblivious Chase result" regardless of the specific sequence



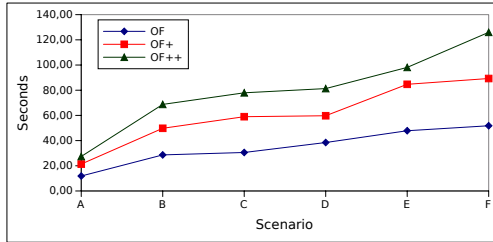
(a) Varying the size of the source instance.

Scenarios						
SCENARIO	s-t tgds	OF	OF+	OF++	# source tuples	
A	3	1 egds	2 egds	3 egds	450K	
B	4	1 egds	2 egds	3 egds	600K	
C	5	1 egds	2 egds	3 egds	750K	
D	6	1 egds	2 egds	3 egds	900K	
E	7	1 egds	2 egds	3 egds	1.05M	



(b) Varying more parameters, no parallelization.

Scenarios						
SCENARIO	s-t tgds	OF	OF+	OF++	# source tuples	
A	15	5 egds	10 egds	15 egds	500K	
B	30	10 egds	20 egds	30 egds	1M	
C	45	15 egds	30 egds	45 egds	1.5M	
D	60	20 egds	40 egds	60 egds	2M	
E	75	25 egds	50 egds	75 egds	2.5M	
F	90	30 egds	60 egds	90 egds	3M	



(c) Varying more parameters, with parallelization.

Figure 3: Scalability of our algorithm w.r.t. various parameters and benefits of parallelization.

OF⁺ scenarios, generated by combining the *object fusion* and *vertical partitioning* iBench primitives, leading to s-t tgds with two atoms in the head; (iii) OF⁺⁺ scenarios, obtained via a newly created iBench primitive that provides settings similar to OF⁺ but with s-t tgds of increasing complexity (i.e. having three atoms in the head). Our iBench-based experimental scenarios are available at [22].

Standalone performance and scalability. In our first experiment, we have fixed the number of s-t tgds and egds

for each type of scenario (table of Figure 3(a)), and we varied the number of tuples in the source instances from 300K (thousands) to 9.6M (millions). The goal of this experiment was to measure our algorithm’s performance for source instances of increasing size. Figure 3(a) shows how this time quasi-linearly scales w.r.t. the number of source tuples.

We further tested our algorithm’s scalability w.r.t. more parameters, including not only the source instance size but also the number of dependencies, as shown in the tables of Figure 3(b) and (c). These further experiments are also targeted towards the analysis of the benefits of parallelization.

Figure 3(b) shows the solution generation time for scenarios in which we gradually increase the size of the Conflict Graph (by adding more nodes as s-t tgds and more edges based on egds), while ensuring this graph consists of only one connected component. Since the Conflict Graph is completely connected we do not exploit any parallel computation. As such, this experiment can be seen a test for the Interleaved Chase without parallelization. The trend in Figure 3(b) shows that our algorithm does not remarkably suffer from adding nodes and edges to the Conflict Graph and that the overhead is quite sustainable.

We then consider (Figure 3(c)) Conflict Graphs comprising several connected components, in order to study the impact of parallel evaluation. We start from the previous scenarios and progressively add batches of 15 s-t tgds, yielding 15 additional nodes and 5 additional connected components. This experiment shows how leveraging the Conflict Graph’s structure and parallel evaluation allows mitigating the overhead brought by the increasing number of tuples in the source and the increasing number of dependencies. Indeed, the reduced egd application scope, paired with the parallelization on connected components of the Conflict Graph, allows us to stay within the same order of magnitude as previously (Figure 3 (b)). This is, on our opinion, an interesting and promising result. *Indeed, to the best of our knowledge, we are not aware of other chase engines capable of evaluating these high numbers of constraints in Data Exchange.*

Comparison with state-of-the-art DE engines. We further set to compare our algorithm with the latest DE engines publicly available, more precisely with an all-SQL DE engine, ++Spicy [15], and a Java-based custom chase engine, namely Llunatic [7]⁷. While the former is a pure mapping chase engine, the latter is a mapping and cleaning chase engine, out of which we only use the mapping (DE) part (i.e. we do not leverage cleaning constraints). Moreover, in order to ensure a fair comparison with ++Spicy, we switch off its core computation.

When running our experiments, we have set a timeout threshold at 600 seconds (10 minutes), considering that beyond this threshold the practical appeal of achieving solution computation decreases. Figure 4(a) shows the results in terms of solution generation times for the three systems. One can note that our algorithm exhibits performance similar to ++Spicy’s up to a cut-off point (1.6M tuples); then, *by contradicting the common wisdom that custom chase engines are less efficient than all-SQL ones*, our system exhibits better performance for large sizes of the source instance. Llu-

⁷We have used ++Spicy Version 1.1 (July 2015) [21] and Llunatic Version 1.0.2 (Nov. 20, 2015) [20], respectively. We omit the comparison with another Java-based custom chase engine [16], since Llunatic already outperforms it.

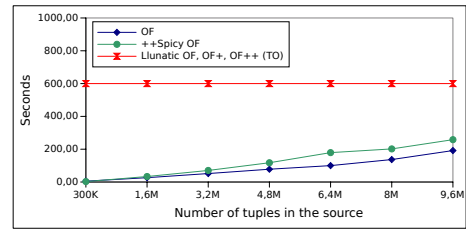
natic’s execution on the other hand unfortunately reached the timeout threshold on all tested scenarios, without outputting a solution. We recall however that Llunatic is a system that achieves mapping and cleaning at the same time (which we do not). Presumably thus, Llunatic is not strongly optimized for a ”mapping standalone” mode in the DE scenarios under test.

Importantly, note that in this comparative experiment we have focused on the OF scenarios, i.e. the baseline scenarios considered in our study (with parameters in the first table of Figure 3). We did so because more complex scenarios such as OF⁺ and OF⁺⁺ cannot be handled by ++Spicy without additional source dependencies being explicitly provided. OF⁺ and OF⁺⁺ scenarios on the other hand can be handled by Llunatic, but the resulting run meets the timeout threshold in a similar manner as for OF. To mitigate the arguably subjective choice of the timeout threshold (and its effect on the Llunatic measured times), as well as to further test and validate our algorithm’s performance, we ran an additional comparative experiment involving Llunatic. This time, our experiment uses the largest scenarios provided with the Llunatic chase engine [20], adapted to the settings that both our engine and Llunatic can handle, i.e. s-t tgds and target fds. Figure 4 (b) shows the results of this additional comparison, which again turn out to be advantageous for our algorithm.

Discussion. Summarizing, our algorithm gracefully scales thanks to diminishing the egd overhead by reducing the scope of application thereof. Furthermore, the parallel execution leads to scalability in increasingly complex scenarios with high numbers of constraints. This allows us to stand the comparison not only with custom chase engines, but also with all-SQL DE engines on the classes of scenarios for which the latter have improved performances.

6. RELATED WORK

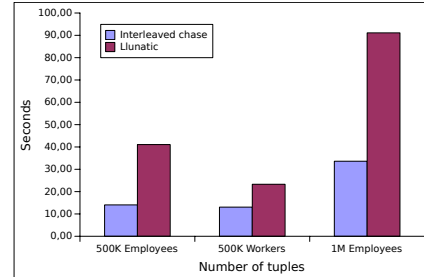
Equality-generating dependencies have been largely disregarded as a class of target constraints in Data Exchange settings and have started to be taken into consideration only recently [9, 14]. In [9], normalization and optimization techniques are applied to s-t tgds, and extended under particular assumptions to target egds. One such assumption is the presence of source constraints, which is also adopted in [14] to obtain a first-order rewriting of a set of s-t tgds along with a set of egds, in order to leverage the efficiency of pure SQL. Our approach is more general with respect to the one presented in [14], as it also covers sets of constraints that are not first-order rewritable. On the other hand, the algorithm in [14] features core computation, which we do not provide. We were able to compare our algorithm with ++Spicy [14] only for scenarios that are FO-rewritable, as it has been presented in Section 5. Despite the fact that ++Spicy is based on pure SQL, we have shown that our custom chase exhibits better performance on large instances in our tested scenarios. The Llunatic mapping and cleaning system [7] is tackling the problem of mapping and cleaning in the same chase step. The Llunatic chase efficiently covers a range of scenarios, such as repairing source data by also exploiting user feedback, that are not covered in our algorithm. Nevertheless, since Llunatic’s mapping engine can also be used in a standalone mode and Llunatic has been shown to exhibit good DE performance, we have presented comparative experimental results with Llunatic in Section 5. These



(a) Our algorithm versus Llunatic and ++Spicy on OF scenarios.

Scenarios

Scenario	s-t tgds	egds	# source tuples
Employees	8	2 egds	500K
Employees	8	2 egds	1M
Workers	7	2 egds	500K



(b) Our algorithm versus Llunatic on Llunatic’s scenarios.

Figure 4: Comparison between our algorithm and state-of-the-art DE engines.

experiments show the superiority of our algorithm on the tested DE scenarios, by up to several orders of magnitude.

We propose the Interleaved Chase, a chase-based algorithm that interleaves target fd and s-t tgd evaluation, aiming for the construction of smaller intermediate chase results. Our algorithm stands in between the Classical DE Chase, where the entire target instance is constructed prior to applying egds, and the general Oblivious variant proposed by [11] which, differently from the Oblivious Chase in [3], does not rely on any order of application of tgds and egds. We recall also that the Oblivious Chase is the simplest chase variant to implement in DE, and is in fact underlying the Classical DE Chase inside the two halves of s-t tgd and egd evaluation. In [3], an explicit ordering of the Oblivious Chase is introduced to detect innocuous egds, i.e. egds that do not affect tgds and can be ignored in subsequent chase steps. The notion of innocuous egds is complementary to the notions presented in this paper and it would be particularly interesting to see how the two could be combined for further improvement. Moreover, we do not make any assumption on the fragment of tgds that we can handle, and it would be useful to see how our results could be applied and/or refined for the weakly guarded tgds considered in [3]. Last but not least, our static analysis guided by the Conflict Graph lets us obtain more aggressive optimizations, that turn out to be useful in practice.

Very recently, there has been renewed interest in optimization issues around query answering. [19] presents a practical study of query answering under inconsistency-tolerant semantics. Such study revolves around specific exchange-repair semantics and focuses on the performance of query

answering, while our work focuses on the efficient interplay of tgds and egds during the chase for materializing universal solutions, which are meaningful under the classical certain answers semantics of DE. It would be interesting to see how the two approaches can be combined. As shown in [10], guarded existential rules, that ensure the decidability of query answering tasks, can be translated into plain Datalog rules, in order to possibly leverage Datalog optimization techniques. However, Datalog rewriting is orthogonal to our approach and a comparison of the performances of the two complementary approaches falls beyond the scope of our work and is left for future investigation.

The chase procedure is applicable beyond DE, in particular to query reformulation under constraints [4, 13, 2], including query rewriting with views and access patterns. The attention devoted to handling egds in these reformulation settings remains however quite limited as well. [13] presents a chase variant called the Frugal Chase, applicable to both query rewriting and DE, which has the interesting property of yielding smaller universal solutions, even though egds are not covered. [2] efficiently deals with query reformulation with constraints and access patterns by exploiting chase-based proofs. The results are however restricted to tgds only. [4] and follow-up works devise and refine the versatile Chase&Backchase algorithm for complete minimal query reformulations, under constraints including general egds. However, no specific attention is paid to the task of improving egd evaluation, and we argue that egd-aimed optimizations, in the spirit of those that we consider here, could be useful to further boost the performance of the Chase&Backchase and its variants. As it turns out moreover, our algorithm can be directly applicable to query rewriting with views, general query reformulation or other settings implying the usage of the chase procedure, as soon as these settings feature constraints of the type and structure addressed in this paper, i.e. that can be assimilated, via a schema partition, to s-t tgds and target fds.

7. CONCLUSION AND FUTURE WORK

In this paper, we have presented a new Data Exchange chase-based algorithm, aimed at efficiently handling general target functional dependencies. We have proved the correctness of our algorithm and shown its performance in an extensive experimental study. We envision several extensions of our work: the first revolves around the treatment of general target egds, beyond functional dependencies; the second would lead us to generate (non-standard) recursive SQL queries to implement our chase with egds; the third concerns the efficient generation of core solutions [6, 8, 18], which is currently not covered in our algorithm. We finally mention a direct, seamless extension of our approach: due to our relying on a DBMS for computing initial s-t tgds assignments, our algorithm can in reality handle larger fragments of s-t tgds, far beyond their conjunctive counterparts and up to the full FO power.

8. REFERENCES

- [1] P. C. Arocena, R. Ciucanu, B. Glavic, and R. J. Miller. Gain control over your integration evaluations. *PVLDB*, 8(12):1960–1963, 2015.
- [2] M. Benedikt, J. Leblay, and E. Tsamoura. Querying with access patterns and integrity constraints. *PVLDB*, 8(6):690–701, 2015.
- [3] A. Cali, G. Gottlob, and M. Kifer. Taming the infinite chase: Query answering under expressive relational constraints. *J. Artif. Intell. Res. (JAIR)*, 48:115–174, 2013.
- [4] A. Deutsch, L. Popa, and V. Tannen. Physical data independence, constraints, and optimization with universal plans. In *VLDB’99, Proceedings of 25th International Conference on Very Large Data Bases, September 7-10, 1999, Edinburgh, Scotland, UK*, pages 459–470, 1999.
- [5] R. Fagin, P. G. Kolaitis, R. J. Miller, and L. Popa. Data exchange: semantics and query answering. *Theoretical Computer Science*, 336(1):89 – 124, 2005.
- [6] R. Fagin, P. G. Kolaitis, and L. Popa. Data exchange: getting to the core. *ACM Trans. Database Syst.*, 30(1):174–210, 2005.
- [7] F. Geerts, G. Mecca, P. Papotti, and D. Santoro. Mapping and cleaning. In *IEEE 30th International Conference on Data Engineering, Chicago, ICDE 2014, IL, USA, March 31 - April 4, 2014*, pages 232–243, 2014.
- [8] G. Gottlob and A. Nash. Efficient core computation in data exchange. *J. ACM*, 55(2), 2008.
- [9] G. Gottlob, R. Pichler, and V. Savenkov. Normalization and optimization of schema mappings. *VLDB J.*, 20(2):277–302, 2011.
- [10] G. Gottlob, S. Rudolph, and M. Simkus. Expressiveness of guarded existential rule languages. In *Proceedings of PODS’14*, pages 27–38, 2014.
- [11] G. Grahne and A. Onet. The data-exchange chase under the microscope. *CoRR*, abs/1407.2279, 2014.
- [12] T. J. Green, G. Karvounarakis, Z. G. Ives, and V. Tannen. Update exchange with mappings and provenance. In *Proceedings of VLDB*, pages 675–686, 2007.
- [13] G. Konstantinidis and J. L. Ambite. Optimizing the chase: Scalable data integration under constraints. *PVLDB*, 7(14):1869–1880, 2014.
- [14] B. Marnette, G. Mecca, and P. Papotti. Scalable data exchange with functional dependencies. *PVLDB*, 3(1):105–116, 2010.
- [15] B. Marnette, G. Mecca, P. Papotti, S. Raunich, and D. Santoro. ++Spicy: an OpenSource Tool for Second-Generation Schema Mapping and Data Exchange. *PVLDB*, 4(12):1438–1441, 2011.
- [16] R. Pichler and V. Savenkov. Towards practical feasibility of core computation in data exchange. *Theor. Comput. Sci.*, 411(7-9):935–957, 2010.
- [17] L. Popa, Y. Velegrakis, M. A. Hernández, R. J. Miller, and R. Fagin. Translating web data. In *Proceedings of the 28th International Conference on Very Large Data Bases*, pages 598–609, 2002.
- [18] B. ten Cate, L. Chiticariu, P. G. Kolaitis, and W. C. Tan. Laconic schema mappings: Computing the core with SQL queries. *PVLDB*, 2(1):1006–1017, 2009.
- [19] B. ten Cate, R. L. Halpert, and P. G. Kolaitis. Practical query answering in data exchange under inconsistency-tolerant semantics. In *Proceedings of EDBT*, pages 233–244, 2016.
- [20] <http://www.db.unibas.it/projects/llunatic/>.
- [21] <http://www.db.unibas.it/projects/spicy/>.
- [22] www.mi.parisdescartes.fr/~mlinardi/FD_DE_paper.html.

APPENDIX

A. PROOF OF THEOREM 4.10

Preamble, notation and vocabulary. Before proceeding to the proof of Theorem 4.10, we start by fixing some notation. Denoting by A the complete assignment set for a given Data Exchange scenario, we define a finite chase sequence $ChSeq = s_1, \dots, s_n$ on $S \subseteq A$ as a sequence of tgds and egds chase steps s_i , all of which are restricted to S . We detail hereafter such a sequence.

For each assignment a in S we denote by a_{init} its initial form and by a_{s_k} its form after chase steps s_1, \dots, s_k have been applied. We denote by T_{s_k} the target assignment set in its current form after the chase steps $s_1 - s_k$. As explained previously, tgd chase steps simply consist in adding previously non-considered assignments in S to the target assignment set. A tgd chase step s_i with assignment a will thus lead to $T_{s_i} = T_{s_{i-1}} \cup \{a_{init}\}$. Note that any chase sequence has at maximum one step corresponding to an assignment a .

Egd steps on the other hand will attempt to replace values in the images of the assignments in the current target assignment set. That is, an egd chase step s_i is a list of replacement attempts of the form: *replace v_1^j by v_2^j (where of course $v_1^j <> v_2^j$) in all the images of the assignments in $T_{s_{i-1}}$* . If any of the v_1^j is a constant then the egd chase steps fails. Else the target set T_{s_i} will be the obtained by applying the replacements above on $T_{s_{i-1}}$. The *result* of a chase sequence after a non-failing step s_k , denoted by J_{s_k} , is the database instance obtained by head materialization of all the (current form of the) assignments in the target set T_{s_k} .

In the following, we will only consider chase sequences such that $\forall i < n$ the steps s_i are either tgd steps or non-failing egd-steps. We further say that a chase sequence $ChSeq$ on S is terminating iff

- either s_n is a failed egd step, in which case we say that $ChSeq$ is a (terminating) failed chase sequence on S , or
- (i) $ChSeq$ comprises exactly one tgd-chase step for each assignment in S and (ii) no egds apply on T_{s_n} . In this case we will say that $ChSeq$ is a terminating successful chase sequence on S .

We further direct our attention to a very important result which, together with Propositions 3.4, 3.10 and 4.8, will turn out essential for our correctness proof:

Proposition A.1 *Let A be the complete assignment set for a data exchange scenario and let $ChSeq = s_1, \dots, s_n$ be an arbitrary, non-failing but non-necessarily terminating chase sequence on A . Then at any moment during $ChSeq$ and for any null $n \in \Delta_n$, if n is simultaneously in the image of two distinct assignments a and a' , then for every Saturation Set S , $a \in S$ iff $a' \in S$.*

PROOF. We will start by showing that if two assignments have any nulls in common during $ChSeq$, then there exists an assignment sequence $a_1 = a, a_2, \dots, a_p = a'$ s.t. all consecutive assignments a_i and a_{i+1} collide. We will hereafter refer to such sequence as a *chain of collisions*.

First, note that prior to $ChSeq$, any distinct assignments a and a' (regardless of their collision) cannot hold any nulls in common. This is due to the construction of a_{init} and a'_{init} , by extending body assignments with fresh nulls.

We then show inductively on the chase sequence $ChSeq = s_1, \dots, s_n$ that the property holds. Assuming that it holds prior to a chase step s_i , we show that it holds after step s_i . If s_i is a tgd step, then the same reasoning above applies, since all the nulls of the newly introduced assignment (the one picked at step s_i) are fresh and do not appear in the target set $T_{s_{i-1}}$.

Else, s_i is an egd step. Let a and a' be two distinct assignments that have nulls in common after s_i . Two cases may occur:

- a and a' had nulls in common before s_i . Then according to our induction hypothesis there is a chain of collisions linking a and a' (since collision is lifecycle independent, it is not affected by s_i).
- a and a' have nulls in common *only after* s_i . In this case, let b and b' be (the non-necessarily distinct) assignments whose interaction created the egd-application condition for s_i . Let n_1, \dots, n_z be the nulls whose replacement *by nulls* is caused by s_i and let n'_1, \dots, n'_z be the nulls after replacement (note that we ignore nulls replaced by constants). Since collision occurs only after s_i , it follows that *prior to s_i* at least one n_j or one n'_j ($1 \leq j \leq z$) is in the image of a , and similarly at least one n_j or one n'_j is in the image of a' .

On the other hand, by egd step definition, *prior to s_i* , all n_j and n'_j are in the image of b or b' . It follows that prior to s_i , a has nulls in common with b or b' , and the same holds for a' . Then, by induction hypothesis, there is a chain of collisions between a and b , $a_1 = a, \dots, a_{p_1} = b$, or a chain of collisions $a_1 = a, \dots, a_{p_1} = b'$ between a and b' . The exact same reasoning applies to a' , implying either a chain of collisions $a'_1 = a', \dots, a'_{p_2} = b$ or $a'_1 = a', \dots, a'_{p_2} = b'$. Note that since collision is lifecycle-independent, these chains of collisions hold both prior to and after s_i .

Finally, we note that, since b and b' interact, according to Proposition 3.4, b and b' collide. We can then produce the chain of collisions $a''_1 = a, a''_2 = a_2, \dots, a''_{p_1} = b, a''_{p_1+1} = b', a''_{p_1+2} = a''_{p_2-1}, \dots, a''_{p_1+p_2+1} = a'$ (or the equivalent thereof, according to whether the chains corresponding to a and a' link these assignments to b or b'). On all cases, it follows that a and a' are linked by a chain of collisions after s_i .

It is then straightforward to show that the existence of the chain of collisions implies our result. Indeed, wlog, let S be a Saturation Set s.t. $a \in S$. By definition of Saturation Sets, it follows that $a_1 \in S$ (since, due to collision, a_1 cannot be in the complement of S), then $a_2 \in S, \dots$, then $a_p = a' \in S$. \square

Finally, we show below a result useful for reasoning on correctness as well as revealing the practical interest of mask subsumption:

Proposition A.2 *Let msk_1 and msk_2 be two conflict masks of size n s.t. $msk_1 \geq msk_2$. Let a be an assignment s.t. a matches msk_2 on a conflict area $ca = \langle (v_1, \dots, v_n), f \rangle$. Then a matches msk_1 on ca .*

Individual chase of Saturation Sets. Relying on the concepts and results above, we are now ready to start the proof of our correctness theorem 4.10. We will begin by the

first main proof element, that is, we will show that Saturation Sets can be chased *independently* and the results *pieced together* so as to obtain a solution:

Lemma A.3 *Let A be the complete assignment set for a Data Exchange Scenario and A_1, \dots, A_m be a complete partition of A into m disjoint Saturation Sets, that is $\bigcup_{i=1}^m A_i = A$ and $\forall i <> j, A_i \cap A_j = \emptyset$.*

Let $ChSeq_1 = s_1^1, \dots, s_{n_1}^1, \dots, ChSeq_m = s_1^m, \dots, s_{n_m}^m$ be terminating successful chase sequences on A_1, \dots, A_m .

Then there exists a terminating successful chase sequence $ChSeq = s_1, \dots, s_n$ on A such that $J_{s_n} = \bigcup_{i=1}^m J_{s_{n_i}^i}$

PROOF. To prove the statement above, we will construct a chase sequence on A by *appending* the individual chase sequences on A_i . Let thus $ChSeq = s^1, \dots, s^n$ where:

- $n = \sum_{i=1}^m n_i$
- $s_i = s_j^k$ where
 - k is the unique indice of Saturation Set respecting $\sum_{l=1}^k n_l \geq i$ and $\sum_{l=1}^{k-1} n_l < i$.
 - $j = i - \sum_{l=1}^{k-1} n_l$.

We will first show that for every step $s_i = s_j^k$, $T_{s_i} = \bigcup_{l=1}^{k-1} T_{s_{n_l}^l} \cup T_{s_j^k}$. We will proceed inductively on the chase sequence $ChSeq$. Two cases can occur:

- s_i is a *tg*d chase step. If $j = 1$ then s_i is the beginning of a new append operation, concerning the Saturation Set A_k . Denoting by a the assignment picked by this step we have $T_{s_i^k} = \{a_{init}\}$. Assuming our inductive hypothesis holds for s_{i-1} this means that $T_{s_{i-1}} = \bigcup_{l=1}^{k-1} T_{s_{n_l}^l}$. We then have $T_{s_i} = T_{s_{i-1}} \cup \{a_{init}\} = \bigcup_{l=1}^{k-1} T_{s_{n_l}^l} \cup T_{s_j^k}$. We apply a similar reasoning for $j > 1$ by noting that in this case $T_{s_j^k} = T_{s_{j-1}^k} \cup \{a_{init}\}$.
- else, s_i must be an *egd* chase step. Note that in this case $j > 1$, since all chase sequences begin with a *tg*d chase step. By definition of this chase step as being originally operated on A_k and by our inductive hypothesis, for every assignment a in $T_{s_j^k}$, $a_{s_i} = a_{s_j^k}$. We finish by showing that for all assignments a' that do not belong to A_k , $a'_{s_i} = a'_{s_{i-1}}$, in other words, that these assignments *are not affected* by s_i .

Indeed, note that since s_i is not a failed chase step, its effect is that of replacing nulls $\{n_1, \dots, n_z\}$ (by either nulls or constants). The nulls that will be replaced are in the image of some assignment in $T_{s_j^k}$ (thus in A_k) that has created the *egd* application conditions. Then by Proposition A.1 it follows directly that these nulls are *contained and specific* to the Saturation Set A_k , i.e. there exists no assignment a' that (i) does not belong to A_k and that (ii) has in its image one of these nulls. As a consequence, any assignment a' that does not belong to A_k is not affected by the replacement, and therefore $a'_{s_i} = a'_{s_{i-1}}$.

We have thus proved that $T_{s_n} = \bigcup_{l=1}^m T_{s_{n_l}^l}$, which implies that $J_{s_n} = \bigcup_{l=1}^m J_{s_{n_l}^l}$ by definition of head materialization. To complete our proof, we further show that $ChSeq$ is a terminating chase sequence on A . Note that, since A_1, \dots, A_m is a complete partitioning of A , all *tg*d steps have been applied.

We next show that no *egd* step further applies on T_{s_n} . Indeed, assume that an *egd* chase step still applies. This

means that there exist two assignments a and a' s.t. a_{s_n} and a'_{s_n} interact. By Proposition 3.4 it then means that a and a' belong to the same saturation set S_k . But this contradicts the fact that all chase sequences $ChSeq_i$ are terminating successful sequences. Therefore, no two assignments a and a' can interact after $ChSeq$, hence $ChSeq$ is terminating, thus completing our proof. \square

Output of our algorithms. We move now to the second main element of our correctness theorem: the fact in case of non-failed runs, the sets of assignments constructed by the *BuildAndChaseSaturationSet* subroutine (in short *BACSS*) of our algorithms (thus, for both the Interleaved Chase and the Interleaved Chase With Parallelization) provide a complete partitioning of the assignment set into disjoint Saturation Sets, and that further each *BACSS* output is the target set corresponding to a terminating chase sequence on the given constructed Saturation Set. We will indeed show that the following holds:

Lemma A.4 *Let A be the complete assignment set for a data exchange scenario and let $J_{IC/P}$ be the result of a successful run of either the Interleaved Chase or Interleaved Chase With Parallelization for the given scenario. Then there exist sets $S_1, \dots, S_m, S_i \subseteq A$ and terminating successful chase sequences $ChSeq_1 = s_1^1, \dots, s_{n_1}^1, \dots, ChSeq_m = s_1^m, \dots, s_{n_m}^m$ on S_1, \dots, S_m such that:*

- S_i are pairwise disjoint and provide a complete partitioning of A , that is, $\forall i <> j, S_i \cap S_j = \emptyset$ and $\bigcup_{i=1}^m S_i = A$
- $J_{IC/P} = \bigcup_{i=1}^m J_{s_{n_i}^i}$
- S_1, \dots, S_m are all Saturation Sets.

PROOF. As sketched above, we are going to take S_1, \dots, S_m to be the assignment sets constructed by the calls to *BACSS* and $ChSeq_1, \dots, ChSeq_m$ to be the chase sequences operated by this subroutine.

First, note that fact that the chase sequences are terminating follows directly from the correctness of the *ApplyEgdsToTermination* method and the fact that a *tg*d step is applied for any assignment added to a constructed set. Also, $J_{IC/P}$ corresponds to the union of the respective chase results by construction, i.e. line 7 in Algorithm 1 and its equivalent for the main loop of Interleaved Chase With Parallelization. Note further that, upon being picked during some call to *BACSS*, an assignment becomes unavailable for subsequent picking, thus the sets built by *BACSS* are disjoint. Finally, note that the algorithm(s) will loop until complete exhaustion of the assignment set for the input scenario, thus a complete partitioning is always provided.

We will hereafter focus on showing that calls to *BACSS* do indeed construct Saturation Sets. In particular, we are going to show that for every two assignments a and a' , if a and a' collide then there exists S_i s.t. $a \in S_i$ and $a' \in S_i$, that is, the two assignments belong to the same constructed set. Since according to the above all assignments belong to one and exactly one constructed set, this in turn will ensure, by Saturation Set definition, that all constructed sets are Saturation Sets.

We start by noting that since a and a' collide, their corresponding rules m_a and $m_{a'}$ belong to the same connected

component of the Conflict Graph. Indeed, by Proposition 3.10, it follows that a and a' overlap, which by Proposition 4.8 further implies conflict between the corresponding rules and thus existence of a graph edge. We can thus restrict our attention to strictly one of the parallel branches of the Interleaved Chase With Parallelization and reason in a sequential way for both our algorithms.

Without loss of generality, we can then assume that a is picked before a' , i.e. that when a is picked a' is still available. Let $BACSS_i$ be the call to $BACSS$ that picks a and S_i the set constructed by this call. We will show that $BACSS_i$ also picks a' before exiting, and that therefore $a' \in S_i$.

We first note that during the execution of $BACSS_i$, a' can only be in one of the following situations: (i) added to S_i (by $BACSS_i$) or still available. This is indeed a consequence of the sequential reasoning shown above, i.e. of the fact that in the case of the Interleaved Chase With Parallelization a' will always be picked on the same branch than the one on which $BACSS_i$ is executing.

We next consider the point in the execution of $BACSS_i$ where a is selected from the frontier set (recall that this is the *NewAssignments* set) at line 6 in Algorithm 3. We will hereafter refer to this point as the *expansion* of a . Note that such point always occurs, since a has been added to S_i therefore it will be considered for expansion at some point before leaving the frontier set.

At this point in the execution of $BACSS_i$, two cases may occur: (i) a' has already been added to S_i , in which case our proof is completed, or (ii) a' is still available. We thus focus on the second case.

Since a and a' collide, it follows by Proposition 3.10 that a and a' overlap. Let $\langle v_1, v'_1 \rangle, \dots, \langle v_n, v'_n \rangle$ be the term pairs and f the functional dependency corresponding to (one of the) overlap(s) of a and a' . By Proposition 4.8 it follows that m_a and $m_{a'}$ conflict on $ca = \langle (v_1, \dots, v_n), f \rangle$ and $ca' = \langle (v'_1, \dots, v'_n), f \rangle$ and a' matches $mask_a^{ca}$ on ca' . By definition of the Conflict Graph, ca then occurs as an adornment of the vertex corresponding to m_a . There is then always a run of the loop on lines 8-22 for ca . Two cases can in principle occur:

- $mask_a^{ca}$ has not been used with f . In this case, if $ca = ca'$ and $m_a = m_{a'}$ (thus $\langle ca, ca' \rangle$ is a trivial conflict), and since a' is still available according to our assumption above, the loop on line 13 will add a' to S_i . Else $\langle ca, ca' \rangle$ is a non-trivial conflict, therefore by definition it is accounted for by the Conflict Graph, i.e. there is an edge between the nodes corresponding to m_a and $m_{a'}$ and ca' is among the adornments of the node corresponding to $m_{a'}$. The loop on line 16 will then consider $m_{a'}$ and ca' and, since a' matches the mask as shown above and is available, a' will be added to S_i , and thus upon the exit of $BACSS_i$, $a' \in S_i$.
- A mask subsuming $mask_a^{ca}$ has already been used with f . We show hereafter that this case cannot occur un-

der the assumptions above, i.e. that a' is still available when a is considered for expansion. Indeed, let msk' be the mask subsuming $mask_a^{ca}$, that has already been registered as used in conjunction with f . Then there must have been an assignment a'' of rule $m_{a''}$ such that msk' comes from a conflict area $ca'' = \langle (v''_1, \dots, v''_n), f \rangle$ of $m_{a''}$. This means that (i) $\langle ca', ca'' \rangle$ is a conflict between $m_{a'}$ and $m_{a''}$ and that furthermore (ii) a' matches msk' on ca' . Indeed, the last point is a direct consequence of Proposition A.2 and the fact that a' matches $mask_a^{ca}$ on ca' and $msk' \geq mask_a^{ca}$. Reasoning similarly as above, it then follows that the search due to a'' must have added a' to S_i , or else a' was already in S_i prior to the expansion of a'' . Either way, this means that a' is already in S_i when a is considered for expansion, which contradicts our assumption of a' being still available at the same execution stage. \square

Chase failure cases. Note that in the above reasoning on correctness we have not yet considered chase failure cases. These can in fact be handled straightforwardly by noting that the following holds:

Proposition A.5 *Let A be an assignment set and $S \subseteq A$. Let $ChSeq = s_1, \dots, s_n$ be a failed chase sequence on S . Then $ChSeq$ is a failed chase sequence on A .*

Putting it all together. The results presented above now allow us to synthetically complete the proof of Theorem 4.10. Indeed, Lemma A.4 allows us to infer that any successful run of our algorithm creates the conditions of application of Lemma A.3. Furthermore:

- If the Oblivious Chase fails (i.e. any Oblivious Chase sequence fails), then our algorithms will exit with failure on any run. Indeed, if there existed a successful run, by Lemmas A.4 and A.3 we would be able to provide a successful terminating chase sequence.
- If the Oblivious Chase does not fail (i.e. no Oblivious Chase sequence fails), then our algorithms cannot exit with failure. Indeed, if a failed run was possible, then by Proposition A.5 we would be able to provide a failed chase sequence (by using the failed chase sequence of the $BACSS$ call that raised the *ChaseFail* exception). Since our algorithms succeed, let $J_{IC/P}$ be the output of a run of either version of our algorithms, that is, the Interleaved Chase or the Interleaved Chase With Parallelization. By Lemmas A.4 and A.3, there exists a successful Oblivious Chase sequence s.t., denoting by J_{seq} its result, $J_{seq} = J_{IC/P}$. Using the same shortcut of terminology as in our Theorem statement and relying on Proposition 2.1, we then conclude that $J_{IC/P}$ is isomorphic to the result of the Oblivious Chase, thus completing the proof of Theorem 4.10