

Entanglement Spectrum of Su-Schrieffer-Heeger-Hubbard Model

Bing-Tian Ye,¹ Liang-Zhu Mu,^{1,*} and Heng Fan^{2,3,†}

¹*School of Physics, Peking University, Beijing 100871, China*

²*Institute of Physics, Chinese Academy of Sciences, Beijing 100190, China*

³*Collaborative Innovation Center of Quantum Matter, Beijing 100190, China*

(Dated: December 9, 2024)

We investigate the entanglement spectrum of the ground state of Su-Schrieffer-Heeger-Hubbard model. The topological phases of the model can be identified by degeneracy of the largest eigenvalues of entanglement spectrum. The study of the periodic boundary condition is enough to obtain the phase diagram of the model. Physical interpretation about the bulk-edge correspondence of the entanglement spectrum method in the model is presented. This method of the entanglement spectrum can be applicable in studying other topological phases of matter.

PACS numbers: 03.67.Mn, 03.65.Vf, 03.67.-a, 71.10.Fd

Introduction.— The discovery of topological matters is an important advance of the well-developed band theory of condensed matter physics [1, 2]. A great deal of interests focus, both theoretically and experimentally, on the topological properties of those materials. It is known that the topological properties of bulk state [4, 5] and the existence of certain edge states with the open boundary [6] can be seen as two symbols to distinguish different topological phases. Also it is believed that there is bulk-edge correspondence [1, 7]. The bulk-edge correspondence can be demonstrated in the single-particle picture [3].

Quantum entanglement is a key concept of quantum physics and quantum information. It describes the quantum correlation between two parts. Entanglement spectrum, first introduced to study the fractional quantum Hall effect states [14], provides new perspective to investigate various characteristics in many-body systems. It uses the eigenvalues of reduced density matrix of the wave function for a system partitioned into two parts to illustrate the physical properties of the system. Entanglement spectrum has been successfully applied to investigate complex paired superfluids [8], edge states in Chern insulators [9–12], spin-orbit coupled superconductors [13], etc.

In this Letter, we will use entanglement spectrum to investigate Su-Schrieffer-Heeger-Hubbard (SSH) model which possesses topological phases. The Su-Schrieffer-Heeger (SSH) model without interaction was introduced to describe polyacetylene [15, 16], that can be shown to be a one-dimensional topological insulator [17, 18]. Added with Hubbard interaction, the so-called SSHH model has even richer topological phases [19]. In the single-particle picture without Hubbard interaction, there are two topologically different phases [18]. For periodic boundary condition (PBC), which means the chain is closed as a loop, there is only bulk state (since there is no edge), the two distinct topological phases can be characterized by Berry phase with 0 or π . For open boundary condition (OBC), there exists edge states on the boundary. The entanglement entropy between two edges can be

obtained by subtracting the one half of the entanglement for PBC from the entanglement of OBC, which shows a quantized behavior in two gapped phases [19]. Since entanglement spectrum can provide more information than the single valued entanglement entropy, here in this Letter, we will study entanglement spectrum of this model. To be specific, we choose a closed chain as the primary system, in other words we use PBC. In order to study the entanglement spectrum of the system, we need to divide it into two blocks A and B. Naturally, this partition results in that both blocks A and B are with OBC. This process not only breaks the system into two parts, but also change the boundary conditions, which means some edge states will exist in each block, while there are only bulk states originally. Based on the consideration above, we suppose that the entanglement spectrum of A or B could show the features of edge states and thus the topological properties of the whole system. In fact, we will show it is indeed the case. The degeneracy of the ground entanglement spectrum can be used to distinguish different topological phase. Also, considering the bulk-edge correspondence [17], we provide an explanation of the validity of the method, where properties of the eigenvectors of the reduced density matrix are investigated.

By turning on the Hubbard interaction, we can investigate SSHH model in the same way, we find that the method of entanglement spectrum still works. Consequently, we can draw a topological phase diagram of this model. The diagram not only matches the result derived by investigating entanglement entropy [19], but also can show richer phase structures. We can use the good quantum number of the degenerate states to distinguish two slightly different phases that have the same symbol in the method of entanglement entropy. Since the method works when there is interaction in the system, we find the similar explanation of its validity in single-particle picture also makes sense there, which means we have an evidence to show the bulk-edge correspondence still exists when adding interaction to the model. Also, we claim that the signatures of entanglement spectrum to

distinguish phases are robust, that is both the size of the primary system and the ratio of subsystem A in it do not affect the symbols.

The Model and the free-particle case— The Hamiltonian of SSHH model is written as,

$$H_{SSHH} = H_{SSH} + H_U. \quad (1)$$

The first term is SSH Hamiltonian with the following form,

$$H_{SSH} = -\left[\sum_{i=odd,\sigma}^L (t + \delta t) c_{i,\sigma}^\dagger c_{i+1,\sigma} + \sum_{i=even,\sigma}^L (t - \delta t) c_{i,\sigma}^\dagger c_{i+1,\sigma} \right] + H.c., \quad (2)$$

where σ represents the spin, and $n_i = \sum_{\sigma} c_{i,\sigma}^\dagger c_{i,\sigma}$. For simplicity, we choose $t = 1$ in this paper. The last term is the well-known Hubbard interaction originating from fermions with different spins on the same site. As usual, we will only pay attention to half-filled case in this paper [16, 17]. In this condition, the Hubbard interaction can be written as

$$H_U = \frac{U}{2} \sum_{i=1}^L (n_i - 1)^2 = U \sum_{i=1}^L n_{i\uparrow} n_{i\downarrow}. \quad (3)$$

In the free Fermions case (without H_U), the ground state of the whole system can be derived from the single particle states. The density matrix is in the following form [22],

$$\rho = \det(I - G) \exp\left(\sum_{ij} [\ln G(I - G)^{-1}]_{ij} c_i^\dagger c_j\right), \quad (4)$$

with the Green function matrix $G_{ij} = \langle c_i^\dagger c_j \rangle$, where c_i^\dagger and c_j are fermion creation and annihilation operators acting on sites i and j . It has been proved that the reduced density matrix in free Fermions case is of similar form, which means the reduced density matrix of subsystem A can be written as [22]

$$\rho_A = \det(I - G) \exp\left(\sum_{i,j \in A} [\ln G(I - G)^{-1}]_{ij} c_i^\dagger c_j\right), \quad (5)$$

which means sites i and j only belong to the subsystem A. By diagonalizing the Green function matrix G_{ij} , we can derive,

$$\rho_A = \exp\left\{ \sum_k \ln(1 - f_k) + \sum_l [\ln f_l(1 - f_l)^{-1}] d_l^\dagger d_l \right\}, \quad (6)$$

in which d_l^\dagger is a new set of creation operators, that can be obtained from c_i^\dagger by a unitary transformation and f_l is the corresponding eigenvalue of G_{ij} . With the newly defined single particle states, the reduced density matrix

of A is also diagonalized. We define U_0 to be those single particle states with filling particles, and U_1 to be those without filling particles. The entanglement spectrum can be listed as the following,

$$\epsilon_i = \ln\left[\prod_{k \in U_0} (1 - f_k) \prod_{l \in U_1} f_l \right]. \quad (7)$$

Since the particle number is a good quantum number in the system, we can count the number of particles remained in the subsystem of each component corresponding to each spectral line. Additionally, we will show later that the particle number can be used to distinguish two slightly different phases when there is interaction. Considering all above, we plot the spectrum with the remaining particle number to be the horizontal ordinate. Figure 1 shows clearly the difference in the entanglement spectrum of different topological phases: in $\delta t > 0$ condition, the ground spectral line is non-degenerate, while in $\delta t < 0$ condition, the ground spectral lines are 16-fold degenerate. We claim that the exact value of δt does not affect the degree of degeneracy, which means the degeneracy is a signature (symbol) of different phases.

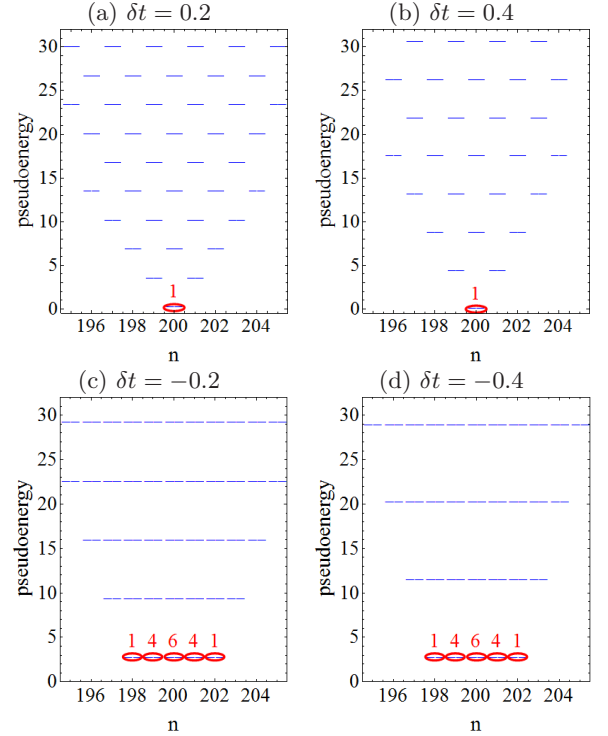


FIG. 1: The chain length L is 200, and the subsystem is cut off with the length of 100. The spectrum are plotted with different δt . The number above each ground spectral line is the degree of degeneracy, so the total degree of degeneracy in the ground spectrum is the sum of these numbers.

Interacting-particle case.— One significant property of the topological ordered phase is that it is robust against disturbance. We investigate this phenomenon by turning

on the interaction, which means adding H_U in Hamiltonian. We use Arnoldi method, which is an effective algorithm in finding the largest eigenvalues [20, 21], to achieve the ground state of the whole system and the reduced density matrix of subsystem A. Since the particle number is a good quantum number, the reduced density matrix is block diagonal, so we just need to diagonalize each block to find the entanglement spectrum. As shown in Fig. 2, when there is interaction, in $\delta t < 0$ condition, the ground spectral lines are 4-fold degeneracy, while in the $\delta t > 0$ case, it is still non-degenerate. The results are slightly different in $U > 0$ and $U < 0$ conditions, i.e., the distribution of the degree of degeneracy according to particle number is different. Also, the exact values of δt and U do not affect the degeneracy of the spectral lines.

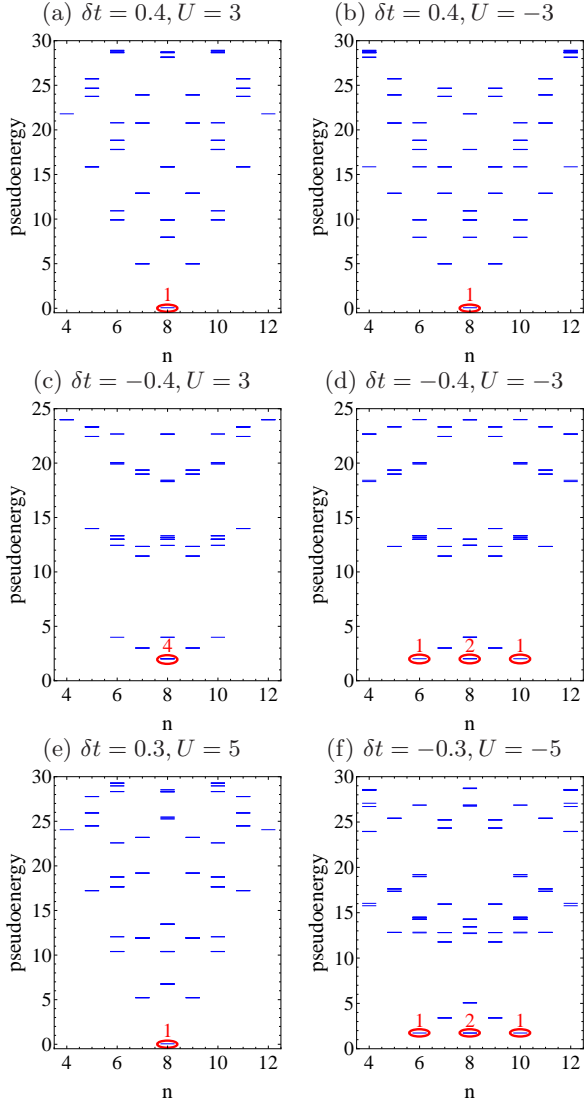


FIG. 2: The chain length L is 16. The spectrum are plotted with different combinations of δt and U . The number above each ground spectral line is also the degree of degeneracy.

According to the degeneracy of each condition, we can draw the phase diagram shown in Fig. 3. The upper half of the phase diagram can also be derived by investigate the entanglement entropy [19]. In that method, the entanglement entropy is defined as the entropy difference between PBC and OBC, which means that both entanglement entropies of PBC and OBC are needed. However in our method, the spectrum can be acquired from only PBC. Furthermore, by distinguishing the different distributions of degenerate states according to their remaining particle number in the two 4-fold degeneracy conditions, we can determine two slightly different phases, phase III and phase IV in Fig. 3, they cannot be distinguished by only investigating entanglement entropy.

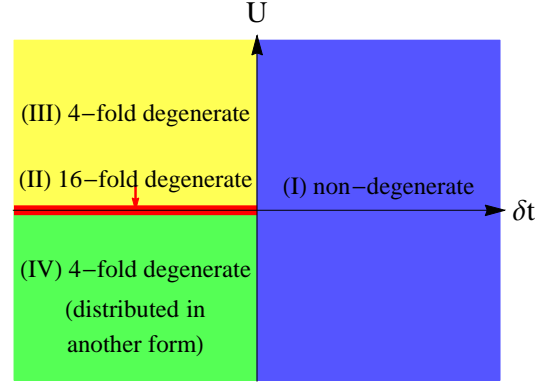


FIG. 3: Different colors (gray levels), also labeled as I, II, III and IV, represent different phases according to the degeneracy of the ground entanglement spectrum.

Robustness of the method.— Moreover, we claim that this method is robust. As is shown in Figure. 4, the robustness is in two aspects, which are the length of the primary system and the ratio of the subsystem in the whole system. We just need to cut off an open chain (subsystem in OBC) from the primary closed chain (system in PBC), and the open chain does not have to be exactly a half of the primary closed chain. This is not surprising, for the method is based on the difference between OBC and PBC, which means that it is related with the topology and the change on the edge.

Interpretation of entanglement spectrum method for SSHH model.— Similar phenomena about the degeneracy of largest entanglement spectrum are also referred in some other systems [23, 24]. We now give a picture of how the method works by providing some detailed evidence. We will still focus on SSHH model as an illustration. As we mentioned above, the method is related with bulk-edge correspondence. Considering two chains in PBC and OBC respectively, it is understandable that the primary parts of the state - the bulk parts - are very similar to each other in the two boundary conditions. When we cut off the open chain and obtain its reduced density matrix, we can also obtain the eigenstates in studying the entan-

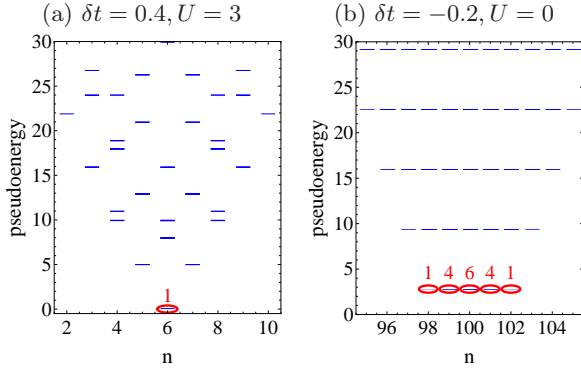


FIG. 4: (a) The chain length L is 12. We compare it with Fig. 2. It shows that the degeneracy is robust when the size of the system changes. (b) The length L of the original chain is 200, and the subsystem is cut off with the length of 50 in both two figures. We compare it with Fig. 1. It shows that the degeneracy is robust when the ratio of the subsystem in the whole system changes.

lement spectrum, and it is certainly very similar with the basic eigenstate of the OBC system. In topologically trivial phase, this leads to that there is only one leading eigenstate, correspondingly the largest eigenvalue of the reduced density matrix in non-degenerate. However in the non-trivial phase, although the main components are similar with the bulk state in the open system, there is an uncertainty whether the edge mode is contained in the state. For example, if there is an edge mode in the open chain, the bulk state added with the edge mode or not is always the main components in the reduced density matrix, which means the low-lying entanglement spectrum will be two fold degenerate. The existence of the relation between edge state and entanglement spectrum in some free particle systems was studied in [24–26]. Here, we give some more detailed evidence to show our explanation. In the non-trivial phase, there is four single-particle edge modes, so that we will have 16-fold degeneracy resulted from different combination of whether each edge mode is contained. Also, we can count the number of remained particles corresponding to each degenerate state in theory in a simple way, and this is exactly the same with our numerical calculation.

This interpretation also works for case when there is interaction. Although the picture of single-particle edge state does not exist, it is assumed that there is edge state of pseudo particle – so called edge elementary excitation. The edge mode is often considered as a paired-particle mode when $U < 0$, because a pair of fermions each with spin-up and spin-down tend to be on the same site due to the attractive interaction. The differences of particle number between the four degenerate spectral lines shows: a pair of particles with opposite spins are added or not into the bulk state of the whole system simultaneously when $U < 0$. The result is shown in Fig. 5.

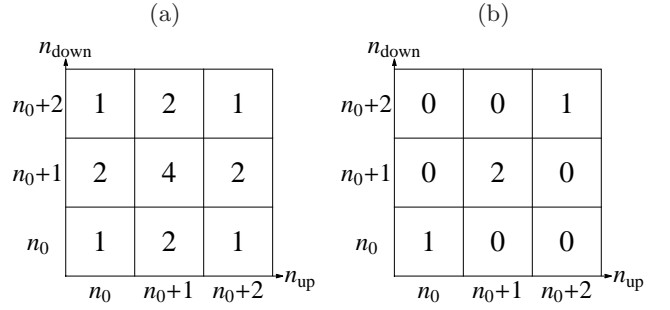


FIG. 5: The numbers in the box show the distribution of degeneracy corresponding to different numbers of remaining particle with spin-up and spin-down in subsystem. The distributions are in (a) free fermion case: $U = 0$, (b) interacting fermion case: $U < 0$

Also, this is similar for repulsive interaction $U > 0$, for there is particle-hole symmetry in Hamiltonian of free fermions of each kind of spin in this half-filled system, we only need to see fermions with one kind of spin as holes so that the system is equivalent with case of attractive interaction $U < 0$. By the way, we remark that the two different kinds of edge states in attractive interaction $U < 0$ and repulsive interaction $U > 0$ mean they are different phases. This matches our phase diagram derived by investigating the distribution of degeneracy in entanglement spectrum. Our results provide an evidence that the bulk-edge correspondence exists for systems with interactions.

Conclusion.— We distinguish different topological phases in SSH model by dividing a closed chain into two open chains and detecting their entanglement spectrum. This method only needs the ground state of PBC, which is easier to solve than in OBC. Moreover, the lengths of both the closed chain and the ratio of cut-off open chain do not affect the result. Also, we claim that the bulk-edge correspondence and the change from PBC to OBC provide the validity of our method. To be specific, we give the evidence to show that the possible edge mode in PBC leads to the degeneracy of the ground entanglement spectrum. Although the bulk-edge correspondence does not clearly exist in interacting system, our explanation still makes sense according to elementary excitation edge mode. By the way, we also give evidence to confirm our knowledge of edge mode, for example whether the edge mode is single-particle, paired-particle or particle-hole-paired elementary excitation. For our method is based on the difference between OBC and PBC (the topology of the system with only short-ranged interaction) in addition with the property on the edge, so we expect that it is also valid in those similar systems.

This work is supported by NSFC (91536108), NFFTBS (J1030310, J1103205), the Strategic Priority Research Program of the Chinese Academy of Sciences (XDB01010000), the Young Elite Program for Faculty

of Universities in Beijing, and Training Program of Innovation for Undergraduates of Beijing.

* Electronic address: muliangzhu@pku.edu.cn

† Electronic address: hfan@iphy.ac.cn

- [1] M. Z. Hasan and C. L. Kane, Rev. Mod. Phys. **82**, 3045 (2010).
- [2] X. L. Qi and S. C. Zhang, Rev. Mod. Phys. **83**, 1057 (2011).
- [3] X. L. Qi, Y. S. Wu, and S. C. Zhang, Phys. Rev. B **74**, 045125 (2006).
- [4] Berry, M. V., Proc. R. Soc. London, Ser. A **392**, 45 (1984).
- [5] N. Nagaosa, J. Sinova, S. Onoda, A. H. MacDonald, and N. P. Ong, Rev. Mod. Phys. **82**, 1539 (2010).
- [6] C. J. Wu, B. A. Bernevig, and S. C. Zhang, Phys. Rev. Lett. **96**, 106401 (2006).
- [7] C. L. Kane and E. J. Mele, Phys. Rev. Lett. **95**, 226801 (2005).
- [8] J. Dubail, N. Read, Phys. Rev. Lett. **107**, 157001 (2011).
- [9] Z. Liu, E. J. Bergholtz, H. Fan and A. M. Lauchli, Phys. Rev. Lett. **109**, 186805 (2012).
- [10] E. Prodan, T. L. Hughes, and B. A. Bernevig, Phys. Rev. Lett. **105**, 115501 (2010).
- [11] D. Wang, Z. Liu, J. P. Cao, and H. Fan, Phys. Rev. Lett. **111**, 186804 (2013).
- [12] Z. Liu, D. L. Kovrizhin, and E. J. Bergholtz, Phys. Rev. B **88**, 081106(R) (2013).
- [13] J. Borchmann, A. Farrell, S. Matsuura and T. Pereg-Barnea, Phys. Rev. B **90**, 235150 (2014).
- [14] H. Li and F. D. M. Haldane, Phys. Rev. Lett. **101**, 010504 (2008).
- [15] W. P. Su, J. R. Schrieffer, and A. J. Heeger, Phys. Rev. Lett. **42**, 1698 (1979).
- [16] A. J. Heeger, S. Kivelson, J. R. Schrieffer, and W. -P. Su, Rev. Mod. Phys. **60**, 781 (1988).
- [17] S. Q. Shen, *Topological Insulators-Dirac Equation in Condensed Matters*, Springer (2012).
- [18] H. M. Guo, and S. Q. Shen, Phys. Rev. B **84**, 195107 (2011).
- [19] D. Wang, S. L. Xu, Y. Wang, and C. J. Wu, Phys. Rev. B **91**, 115118 (2015).
- [20] W. E. Arnoldi, Quart. Appl. Math. **9**, 17 (1951).
- [21] Y. Saad, *Numerical Methods for Large Eigenvalue Problems*, Manchester University Press (1992).
- [22] S. A. Cheong and C. L. Henley, Phys. Rev. B **69**, 075111 (2004).
- [23] F. Pollmann, A. M. Turner, E. Berg, and M. Oshikawa, Phys. Rev. B **81**, 064439 (2010).
- [24] W. J. Rao, G. M. Zhang, and K. Yang, Phys. Rev. B **89**, 125112 (2014).
- [25] J. Sirker, M. Maiti, N. P. Konstantinidis, and N. Sedlmayr, J. Stat. Mech. (2014) P10032.
- [26] L. Fidkowski, Phys. Rev. Lett. **104**, 130502 (2010).