

Wigner-Mott quantum criticality: from 2D-MIT to ^3He and Mott organics

V. Dobrosavljević¹ and D. Tanasković²

¹*Department of Physics and National High Magnetic Field Laboratory,
Florida State University, Tallahassee, Florida 32306, USA*

²*Scientific Computing Laboratory, Center for the Study of Complex Systems,
Institute of Physics Belgrade, University of Belgrade, Pregrevica 118, 11080 Belgrade, Serbia*

Experiments performed over the last twenty years have revealed striking similarities between several two-dimensional (2D) fermion systems, including diluted two-dimensional electron liquids in semiconductors, ^3He monolayers, and layered organic charge-transfer salts. These experimental results, together with recent theoretical advances, provide compelling evidence that strong electronic correlations - Wigner-Mott physics - dominate the universal features of the corresponding metal-insulator transitions (MIT). Here we review the recent theoretical work exploring quantum criticality of Mott and Wigner-Mott transitions, and argue that most puzzling features of the experiments find natural and physically transparent interpretation based on this perspective.

I. MIT IN THE STRONG CORRELATION ERA: THE MYSTERY AND THE MYSTIQUE

The key physical difference between metals and insulators is obvious even at first glance. Its origin, however, has puzzled curious minds since the dark ages of Newton's Alchemy [1]; centuries-long efforts have failed to unravel the mystery. Some basic understanding emerged in early 1900s with the advent of quantum mechanics, based on the nature of electronic spectra in periodic (crystalline) solids. The corresponding Band Theory of Solids (BTS) [2] provided a reasonable description of many features of good metals such as silver or gold, but also of good insulators, such as germanium and silicon.

From the perspective of the BTS, metals and insulators represent very different phases of matter. On the other hand, the rise of electronic technology, which rapidly accelerated in the second half of the 20th century, demanded the fabrication of materials with properties that can be conveniently tuned from the limit of good metals all the way to poor conductors and even insulators. This requirement is typically satisfied by chemically or otherwise introducing a modest number of electrical carriers into an insulating parent compound, thus reaching an unfamiliar and often puzzling regime. The need to understand the properties of this intermediate metal-insulator transition (MIT) region [3] opened an important new Pandora's box, both from the technological and the basic science perspective.

The fundamental question thus arises: what is the physical nature of the MIT phase transition [4], and what degrees of freedom play a dominant role in its vicinity? The answer is relatively simple in instances where the MIT is driven by an underlying thermodynamic phase transition to an ordered state. This happens, for example, with onset of antiferromagnetic (AFM) or charge-order (CO), which simply modify the periodic potential experienced by the mobile electrons, and the BTS picture suffices [5]. Here, the MIT can simply be regarded as an experimental manifestation of the emerging order, reflecting the static symmetry change of the given material.

The situation is much more interesting in instances where the MIT is not accompanied with some incipient order. Here, the physical reason for a sharp MIT must reside beyond the BTS description, involving either strong electron-electron interactions [6] or disorder [7]. The interplay of both effects proves difficult to theoretically analyze, although considerable effort has been invested, especially within Fermi-liquid (weakly interacting) approaches at weak disorder [8–10]. More recent work found evidence that disorder may even more significantly modify the properties of strongly correlated metals, sometimes leading to "non-Fermi liquid" metallic behavior [11]. In any case, the MIT problem in presence of both strong electron-electron interactions and disorder is still far from being fully understood, despite recent advances [4].

On physical grounds, however, one may expect that in specific materials either the correlations or the disorder may dominate, so that a simpler theory may suffice. In this chapter we shall not discuss many of the interesting experimental systems where the MIT problem has been investigated so far; a comprehensive overview is given in the chapter by D. Popović. Instead, we shall focus on three specific classes of low-disorder materials showing remarkable similarities in their phenomenology. Our story begins with a short overview of the key experimental features observed in ultra-clean diluted two-dimensional electron gases (2DEG) in semiconductors, displaying the so-called "Two-Dimensional Metal-Insulator Transition" (2D-MIT) in zero magnetic field. Next, we review experiments where very similar behavior is observed for ^3He monolayers, and also in quasi two-dimensional organic charge-transfer salts of the κ -family, both of which are believed to represent model systems displaying the Mott (interaction-driven) MIT. Finally, we provide a direct comparison between these experimental findings and recent theoretical results for interaction-driven (Mott and Wigner-Mott) MITs in absence of disorder. Our message is that the Mott picture represents the dominant physical mechanism in all these systems, and should be regarded as the proper starting point for the study of related materials with stronger disorder.

II. PHENOMENOLOGY OF 2D-MIT IN THE ULTRA-CLEAN LIMIT

Two dimensional electron gas devices in semiconductors have been studied for almost fifty years, since the pivotal 2DEG discovery in 1966 [12]. Because they served as basis for most modern electronics, 2DEG systems have been very carefully studied and characterized [13] from the materials point of view, allowing the fabrication of ultra-high mobility material by the 1990s. However, its use as an ideal model system for the study of MIT has been recognized relatively late, with the pioneering work of Sergey Kravchenko and collaborators [14]. The reason was the long-held belief that all electronic states remain localized at $T = 0$, even in presence of infinitesimally weak disorder, based on the influential "scaling theory of localization" [15]. This result - the absence of a sharp MIT in two dimensions - was firmly established only for models of noninteracting electrons with disorder, and although even early results on interacting models [9, 10] suggested otherwise, Kravchenko's initial work was initially met with extraordinary skepticism and disbelief [16].

Soon enough, however, clear evidence of a sharp 2D-MIT in high mobility silicon was confirmed on IBM samples (the original material Kravchenko used came from Russia), with almost identical results [17]. This marked the beginning of a new era; the late 1990s witnessed a veritable avalanche of experimental and theoretical work on the subject, giving rise to much controversy and debate. This article will not discuss all the interesting results obtained in different regimes, many of which are reviewed in the chapter by D. Popović in this volume. Our focus here will be on documenting evidence that strong electronic correlations - and not disorder - represent the main driving force for 2D-MIT in high mobility samples. In the following, we follow the historical development of the field, with emphasis on those experimental signatures that emerge as robust and rather universal features of interaction-driven MITs in a variety of systems.

A. Finite temperature transport

2DEG devices provide a very convenient setup for the study of MITs, because one can readily control the carrier density in a single device. Thus one easily obtains an entire family of resistivity curves, covering a broad interval of densities and temperatures. Typical results for high mobility 2DEG in silicon are shown in Fig. 1(a), showing a

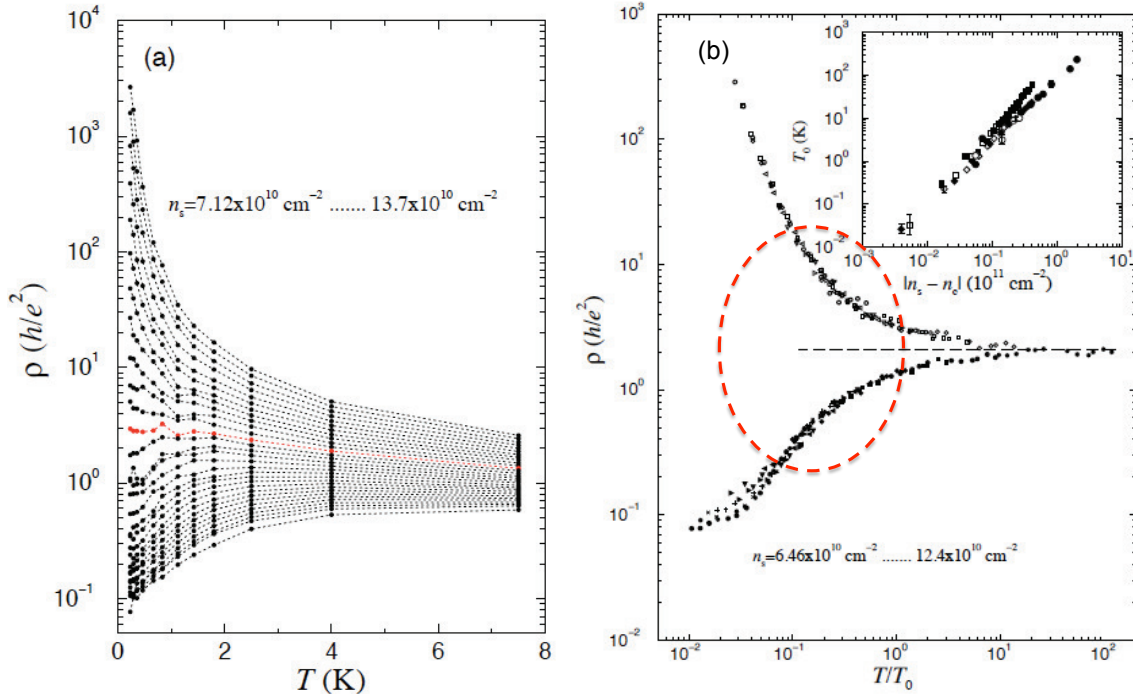


FIG. 1: (a) Resistivity curves (left panel) for a high mobility 2DEG in silicon. (b) Scaling behavior is found over a comparable temperature range. The remarkable “mirror symmetry” of the scaling curves (indicated by red dashed line) seems to hold over more than an order of magnitude for the resistivity ratio (from [14]).

dramatic metal-insulator crossover as the density is reduced below $n_c \sim 10^{11}\text{cm}^{-2}$.

One can observe a rather weak temperature dependence of the resistivity around the critical density (shown as a red curve in Fig. 1(a)), with much stronger metallic (insulating) behavior at higher (lower) densities. Note that the system has “made up its mind” whether to be a metal or an insulator even at, relatively speaking, surprisingly high temperatures $T \sim T_F \approx 10K$. This behavior should be contrasted to that typical of good metals such as silver or gold, where at accessible temperatures $T \ll T_F \sim 10^4K$. Physically, this means that for 2D-MIT the physical processes relevant for localization already kick in at relatively high temperatures. Here, the system can no longer be regarded as a degenerate electron liquid, with dilute elementary excitations. In contrast, simple estimates show [18] that around the critical density, the characteristic Coulomb energy (temperature) $T_{Coul} \sim 10T_F \sim 100K$. Clearly, the transition occurs in the regime where Coulomb interactions dominate over all other energy scales in the problem. We should also mention that in the Kelvin range, there essentially are no phonons in silicon [13].

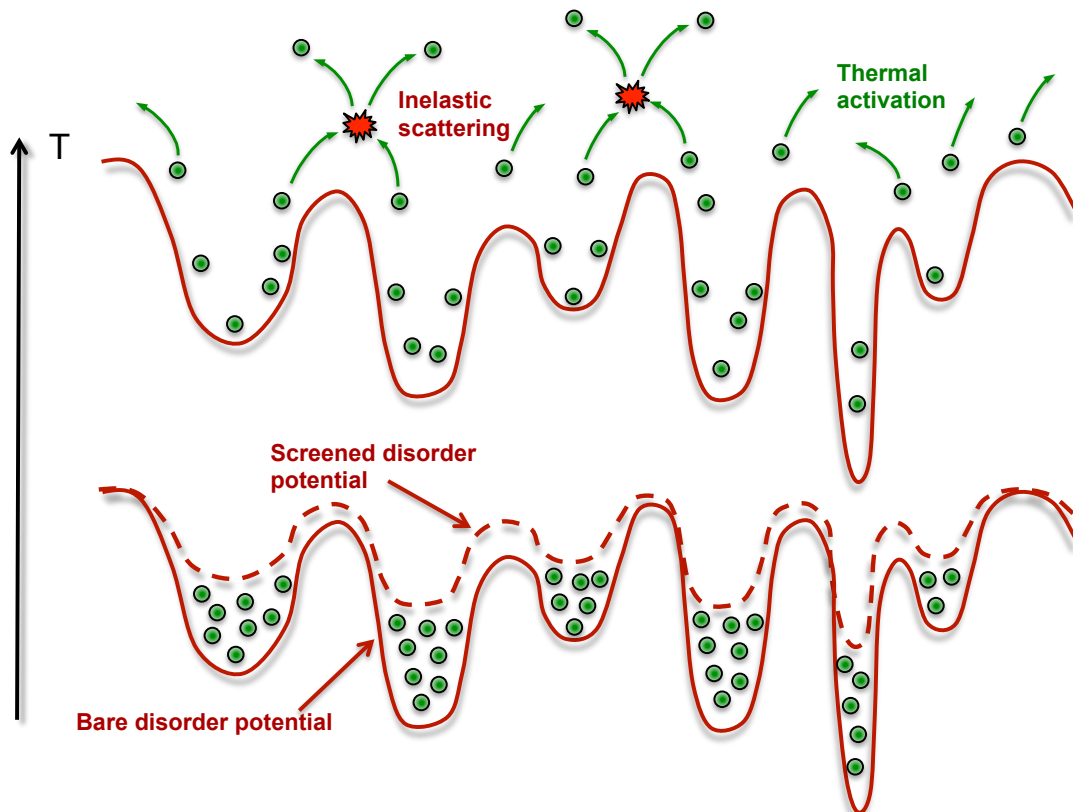


FIG. 2: In the disordered Fermi Liquid (FL) picture, the leading low-temperature dependence of transport reflect elastic scattering off a renormalized, but temperature-dependent random potential (dashed line). At low temperatures (bottom), the potential wells “fill-up” with electrons; in presence of repulsive (Coulomb) interactions, the screened (renormalized) potential has reduced amplitude (dashed line), leading to effectively weaker disorder. As the temperature increases (top), electrons thermally activate (shown by arrows) out of the potential wells, reducing the screening effect. This physical mechanism, which operates both in the ballistic and in the diffusive regime [19], is at the origin of all “quantum corrections” found within the FL picture [8]. It is dominant, provided that inelastic electron-electron scattering can be ignored. While this approximation is well justified in good metals, inelastic scattering (star symbol) is considerably enhanced in presence of strong correlation effects, often leading to disorder-driven non-Fermi liquid behavior [11] and electronic Griffiths phases [20].

We conclude that in the relevant temperature regime transport should be dominated by inelastic electron-electron scattering, and not the impurity-induced (Anderson) localization of quasiparticles, as described by disordered Fermi liquid theories of Finkel’stein and followers [9, 10, 21]. As illustrated schematically in Fig. 2, transport in this incoherent regime has very different character than in the coherent “diffusive” regime found in good metals with disorder. Incoherent transport dominated by inelastic electron-electron scattering is typical of systems featuring strong electronic correlations, such as heavy fermion compounds [22] or transition-metal oxides [23] close to the Mott (interaction-driven) MIT [3]. Understanding this physical regime requires not only a different set theoretical tools, but also an entirely different conceptual picture of electron dynamics. As we shall explain below, modern Dynamical

Mean-Field Theory (DMFT) methods [24] make it possible to qualitatively and even quantitatively explain most universal features within this incoherent transport regime dominated by strong correlation effects.

B. Scaling phenomenology and its interpretation

There is no doubt that dramatic changes of transport arise in a narrow density range around $n \sim n_c$, but this alone is not enough to mark the existence of a second order (continuous) phase transition. In particular, all known classical [25] and even quantum [26] critical points also display the characteristic scaling phenomenology. In the case of MITs, one expects [4] that the resistivity assumes the following scaling form, as a function of the reduced density $\delta_n = (n - n_c)/n_c$ and temperature

$$\rho^*(\delta_n, T) = F(T/T_o(\delta_n)), \quad (1)$$

where $\rho^*(T) = \rho(\delta_n, T)/\rho(\delta_n = 0, T)$ is the reduced resistivity, and $T_o(\delta_n) \sim \delta_n^{\nu z}$ is the corresponding crossover temperature. While similar families of resistivity curves were reported earlier, a big breakthrough for 2D-MIT occurred when Kravchenko demonstrated [14] precisely such scaling behavior, providing strong evidence of quantum critical behavior expected at a sharply defined $T = 0$ MIT point. It should be stressed, though, that such scaling behavior must arise at any quantum phase transition (QPT), but this alone does not provide direct insight into its physical content or mechanism.

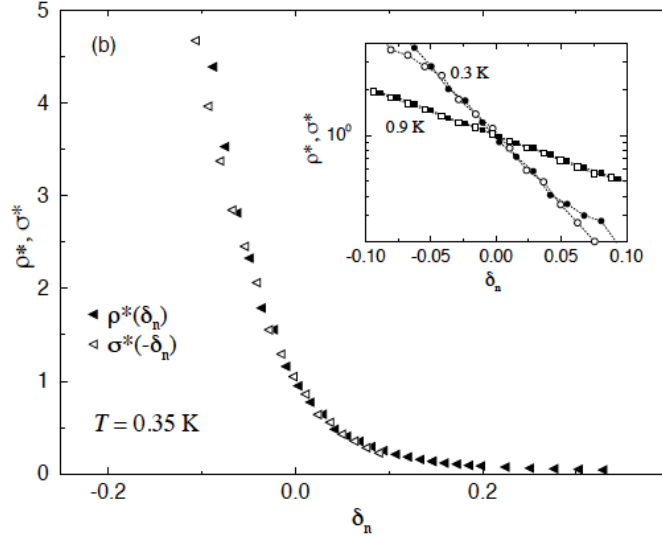


FIG. 3: Experimental data displaying "mirror symmetry" (from [27]). The inset shows the same data on a semi-logarithmic scale, emphasizing linear density dependence of $\ln \rho$ consistent with Eq. (3), i.e. the "stretched exponential" phenomenology [28].

On the other hand, soon after the discovery of 2D-MIT, another interesting feature was noticed [27], which is not necessarily expected to hold for any general QPT. By carefully examining the form of the relevant scaling function (see Fig. 1(b)), one observes a remarkable "mirror symmetry" of the two branches, such that

$$\rho^*(\delta_n, T) \approx \sigma^*(-\delta_n, T) = [\rho^*(-\delta_n, T)]^{-1}, \quad (2)$$

which was found to hold within the entire quantum critical (QC) region, e. g. at $T > T_o(\delta_n)$. In practical terms, this means that in the corresponding QC regime the resistivity assumes a "stretched-exponential" form

$$\rho^*(\delta_n, T) \sim \exp\{A\delta_n/T^x\}, \quad (3)$$

where A is a constant, and $x = 1/\nu z$. Such exponentially strong temperature dependence is not surprising on the insulating side, where it obtains from activated or hopping transport [29]. In contrast, such "inverse activation" behavior is highly unusual on the metallic side, where it reflects the dramatic drop of resistivity at low temperatures, at densities just above the transition.

A plausible physical interpretation was quickly proposed [28] soon after the experimental discovery, based on general scaling considerations. It emphasized that such "stretched exponential" form for the relevant scaling function should be interpreted as a signature of "strong coupling" behavior. Physically, it indicates that the critical region is more akin to the insulating than to the metallic phase. This observation, while having purely phenomenological character, emphasized the key question that one should focus on: the clue to the nature of 2D-MIT should be contained in understanding the physical nature of the insulating state. Is the insulating behavior essentially the result of impurities trapping the mobile electrons, or is the electron-electron repulsion preventing them to move around? If the correlation effects - and not disorder - represent the dominant physical mechanism for localization in other systems, then all the scaling features observed in 2DEG should again be found. Remarkably, this is exactly what is observed (see below) in very recent experiments on organic Mott systems [30].

C. Resistivity maxima in the metallic phase

The "quantum critical" resistivity scaling has been observed close to the critical density, but other interesting features are also found, further out on the metallic side. Here, especially in the cleanest samples, one observes increasingly pronounced resistivity maxima at temperatures $T = T_{max}(\delta)$, which decrease as the transition is approached. Remarkably, the family of curves displaying such maxima persists even relatively deep inside the metallic phase, far outside the critical region. However, even a quick glance at the experimental data (Fig. 4) reveals that all such curves have essentially the same qualitative shape, and only differ by the density-dependent values of T_{max} and $\rho_{max} = \rho(T_{max})$.

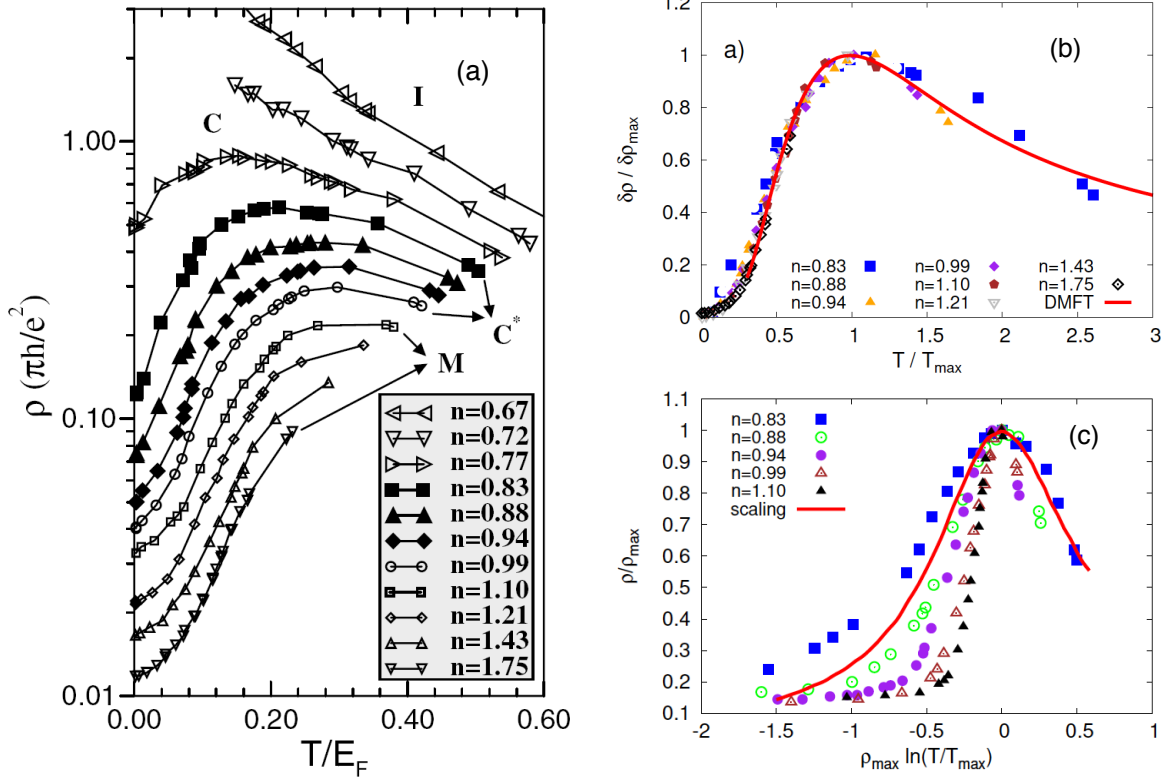


FIG. 4: (a) Resistivity as a function of temperature from the experiments on 2DEG in silicon [31] (from [21]). Only data points indicated by full black symbols have been estimated to lie in the diffusive (coherent) regime, while all metallic curves have an almost-identical shape. (b) Same data scaled according to the procedure based on the Wigner-Mott (disorder-free) picture (from [32]). (c) The scaling procedure based on the disorder screening scenario [21] does not produce a convincing collapse [32]. In both scaling plots, the full line is the result of the respective theoretical calculations.

While this phenomenology is clearly seen, its origin is all but obvious, since resistivity maxima can arise in many unrelated situations. One possibility is the competition of two different disorder-screening mechanisms, as envisioned within the Finkel'stein picture of a disordered Fermi liquid [21]. However, this mechanism applies (as the authors

themselves pointed out) only within the disorder-dominated diffusive regime, which is confined to low temperatures and sufficiently strong impurity scattering. According to reasonable estimates [21] for the experiment of Fig. 4, this picture should only apply to the three curves (full black symbols) close to the critical density, and completely different physics should kick-in deeper in the metallic regime (open symbols). This seems unreasonable, since the experimental curves show very similar form at all metallic densities. The key test of these ideas, therefore, should be to examine different materials with strong correlations and weaker disorder, where most of the relevant temperature range is well outside the diffusive regime. If the resistivity maxima, with similar features, persist in such systems, their origin must be of completely different nature than the disorder screening mechanism described by the disordered Fermi liquid picture.

A related issue is the origin of the pronounced resistivity drop at $T < T_{max}$, which can be as large as one order of magnitude. Here again very different theoretical interpretations have been proposed, which may or may not apply in a broad class of systems. One issue is the role of impurities [21], which may be addressed by experimentally examining materials with weak or negligible amounts of disorder. Another curious viewpoint is that of Kivelson and Spivak [35], who proposed that the microscopic phase coexistence (bubble and/or stripe phases) between the Wigner crystal and a Fermi liquid may explain this behavior, even in absence of disorder. This possibility may be relevant in some regimes, but certainly not in lattice systems such as heavy fermion compounds, or systems displaying the (interaction-induced) Mott transition, in absence of any significant disorder.

D. Effect of parallel magnetic fields

One of the most important clues about 2D-MIT have been obtained soon following its discovery, from studies of magneto-transport. While much of the traditional work on 2DEG systems focuses on the role of perpendicular magnetic fields and the associated Quantum Hall regime, for 2D-MIT the application of magnetic fields parallel to the 2D layer shed important new light. It was found [33] that the application of parallel magnetic fields can dramatically suppress (Fig. 5) the resistivity maxima and the pronounced low-temperature resistivity drop on the metallic side of the transition. This finding is significant, because parallel fields couple only to the electron spin (Zeeman splitting), and not to the orbital motion of the electron. It points to the important role of spin degrees of freedom, in stabilizing the metallic phase.

An interesting fundamental issue relates to the precise role of the Zeeman splitting on the ground state of 2DEG. Is an infinitesimally small value of the parallel field sufficient to suppress the true metal at $T = 0$, or is there a field-driven

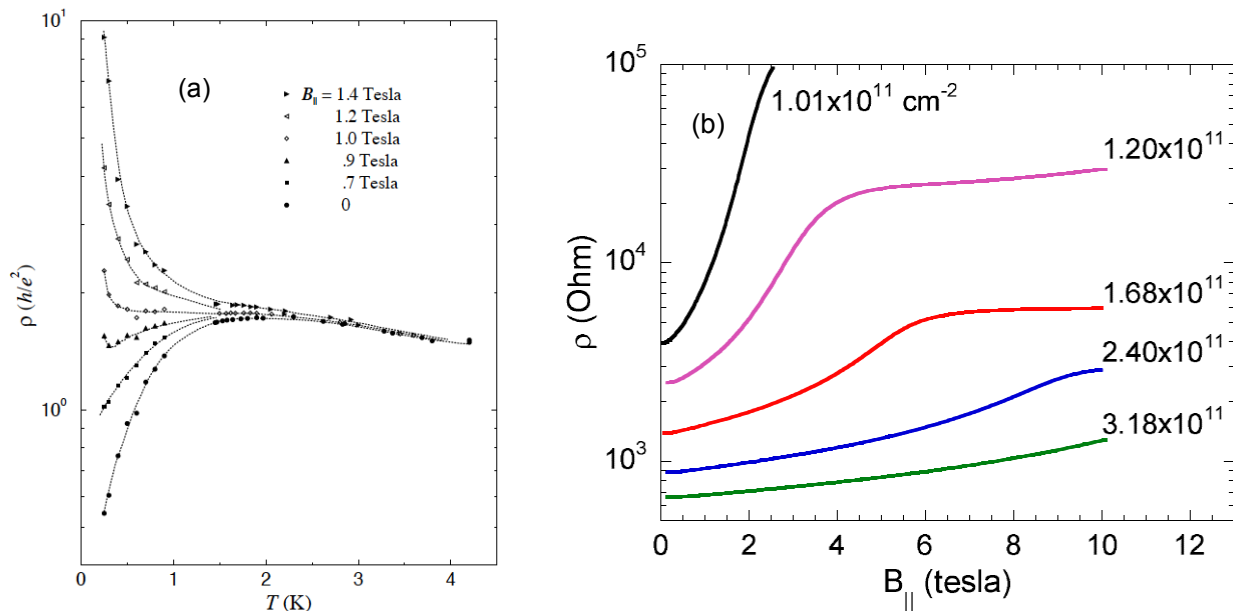


FIG. 5: (a) Resistivity versus temperature for five different fixed magnetic fields applied parallel to the plane of a low-disordered silicon MOSFET. Here $n = 8.83 \times 10^{10} \text{ cm}^{-2}$ (from [33]). (b) Low-temperature magnetoresistance as a function of parallel magnetic field, at different electron densities above n_c (from [34]).

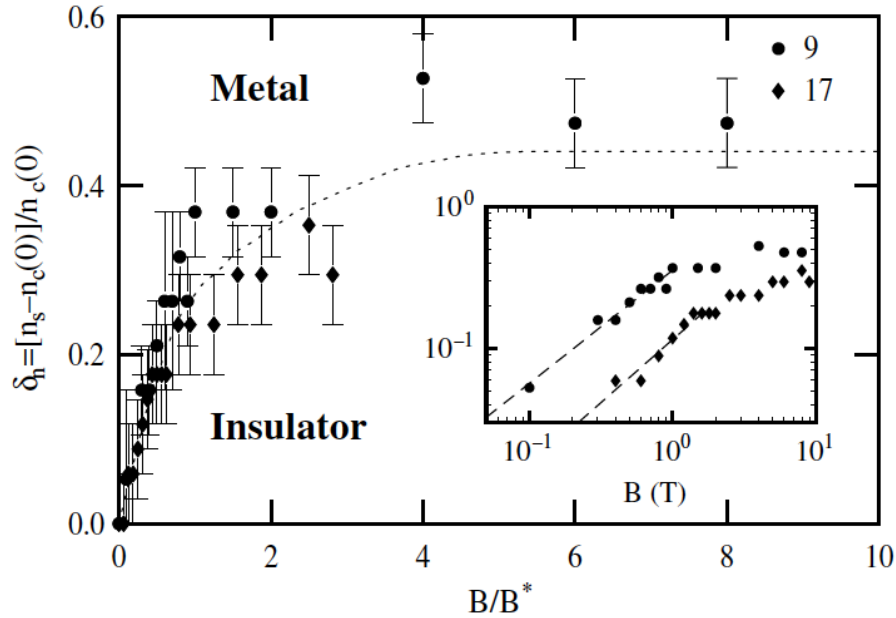


FIG. 6: Phase diagram for high mobility 2DEG in silicon (from [36]), as a function of electron density and parallel magnetic field. The field-driven MIT is found only in the narrow density range $0 < \delta_n < 0.4$, close to the $B = 0$ critical density.

MIT at some finite value of the parallel field? This important question was initially a subject of much controversy, but careful experimental investigation at ultra-low temperatures have established [34, 36] the existence of a field-driven MIT (Fig. 6) at finite parallel field, but only within a density range close to the $B = 0$ MIT. Interestingly, this field-driven transition appears to belong to a different universality class [36] than the zero-field transition (see also the chapter by D. Popović), somewhat similarly to what happens in bulk doped semiconductors [37].

E. Thermodynamic response

The early evidence for the existence of 2D-MIT relied on scaling features of transport in zero magnetic field [18], but despite the obvious beauty and elegance of the data, some people [16] remained skeptical and unconvinced. Complementary insight was therefore of crucial importance, and in the last fifteen years this sparked a flurry of experimental work focusing on thermodynamics response. Detailed account of this large and impressive body of work has been given elsewhere [38]; it is also covered in the chapter by Shashkin and Kravchenko. Several outstanding features have been established by these experiments, as follows.

1. The spin susceptibility is strongly enhanced at low temperatures, and it seems to evolve [39] from a Pauli-like form at higher densities (typical for metals), to a Curie-like form (expected for localized magnetic moments) as the transition is approached. This result indicates that most electrons convert into spin-1/2 localized magnetic moments within the insulating state.
2. Various complementary experimental methods have firmly established [38] pronounced interaction-induced enhancement of the (quasiparticle) effective mass m^* , which appears to linearly diverge at $n = n_c$. In contrast, the corresponding g-factor does not display any significant renormalization. This important observation rules out incipient ferromagnetism as a possible origin of enhanced spin susceptibility. Instead, it points to local magnetic moment formation within the insulating phase. These earlier findings were recently confirmed by spectacular thermo-power measurements, where values of m^*/m as large as 25 were reported [41].
3. The vast majority of the relevant experiments in this category have been performed within the ballistic regime. This is significant, because the predictions of the disordered Fermi-liquid picture of Finkel'stein [21] apply only within the diffusive regime, and thus cannot provide any insight into the origin of these thermodynamic anomalies.

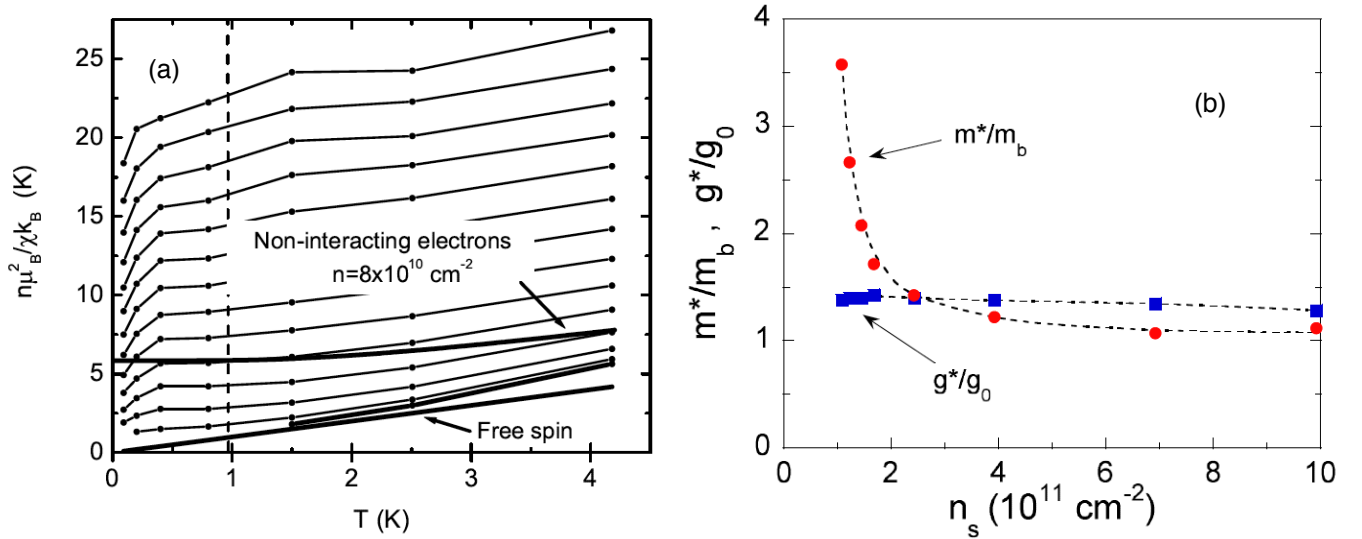


FIG. 7: (a) Inverse spin susceptibility normalized per carrier, as obtained from magneto-capacitance experiments (from [39]). Experimental curves from bottom to top correspond to densities $0.8 - 6 \times 10^{11} \text{ cm}^{-2}$ in $4 \times 10^{10} \text{ cm}^{-2}$ steps. The thick straight line depicts the Curie law (slope given by the Bohr magneton), and the dashed line marks $T = (g\mu_B/k_B) \times 0.7 \text{ T}$. (b) Renormalization of the effective mass (dots) and the g-factor (squares), as a function of electron density (adapted from [40]).

4. All these thermodynamic signatures are best seen in the cleanest samples, and they display surprisingly weak dependence on the sample mobility (level of disorder). This again points to strong correlations as the dominant mechanism in this regime.

III. COMPARISON TO CONVENTIONAL MOTT SYSTEMS

Experiments on 2DEG systems have suggested that 2D-MIT should best be viewed as an interaction driven MIT, where the insulator consists of localized magnetic moments. To put these ideas in perspective, it is useful to compare these findings to the properties of other 2D systems known to display the Mott (interaction-driven) MIT [3, 6].

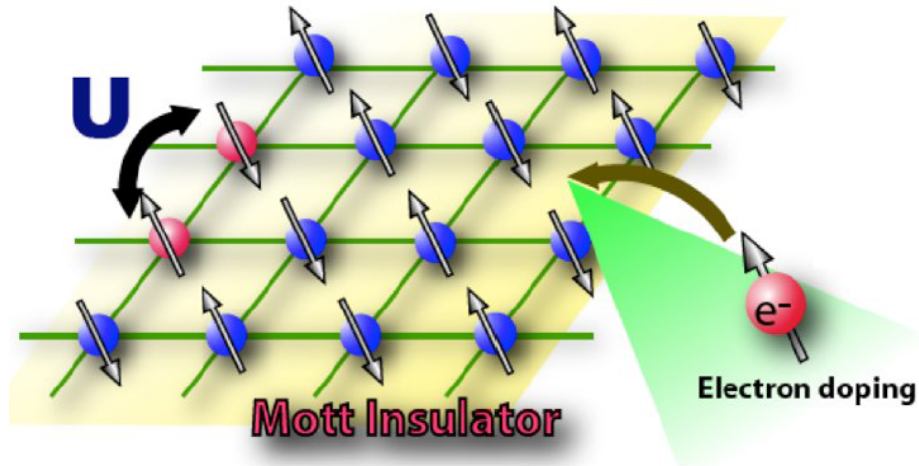


FIG. 8: In a Mott insulator, each electron resides in a bound electronic state, forming a spin-1/2 local magnetic moment. The lowest energy charge excitation costs an energy comparable to the on-site Coulomb repulsion U .

Mott insulators often display some form of magnetic order at low temperatures, but in contrast to the band picture [42], their insulating nature is not tied down to magnetic order. Indeed, a substantial gap in charge transport is

typically seen even at temperatures much higher than the magnetic ordering temperature. Such a quantum phase transition [4] between a paramagnetic FL metal and a paramagnetic Mott insulator - the "pure" Mott transition - is our main focus here. In particular, we shall focus on two specific examples of the broad family of Mott materials, where it proved possible to experimentally study several features with striking similarity to the behavior found in 2DEG displaying 2D-MIT.

A. Mott transition in ^3He monolayers on graphite

The ^3He liquid consists of charge-neutral spin-1/2 atoms with Fermi statistics; its normal phase at ambient pressure is often regarded as a model system for a strongly correlated Fermi liquid [43]. This includes significant enhancements of the specific heat and the spin susceptibility, reflecting the emergence of heavy quasiparticles [44], as first predicted by Landau [45]. ^3He will solidify under increasing hydrostatic pressure, due to strong inter-atomic repulsion at short distances. Each spin-1/2 ^3He atom then sits on a different lattice site, thus forming a Mott insulator.

The associated solidification transition has long been viewed as a realization of the Mott MIT. Many of its low temperature properties, on the fluid side, can be described [43] by the variational solution of the Hubbard model based on the Gutzwiller approximation [46], predicting the divergence of the effective mass as

$$m^*/m \sim (P_c - P)^{-1}. \quad (4)$$

However, similarly as in most other freezing transitions, bulk ^3He displays a rather robust first-order solidification phase transition, associated with the emergence of ferromagnetic (FM) order within the crystalline phase. Consequently, one is able to observe only a restricted range of m^* values, making it difficult to compare to theory. Despite these limitations, many qualitative and even quantitative features can be understood from this perspective, including the findings that application of strong magnetic fields may trigger the destruction of the FL state [43] and the associated field-induced solidification of ^3He .

More recent work by Saunders and collaborators [47] has focused on ^3He fluid monolayers placed on graphite, where again one can study the approach to the Mott transition by controlling hydrostatic pressure. Most remarkably, the first order jump at solidification is then suppressed, presumably because the solid ^3He monolayer on graphite displays no magnetic order down to $T = 0$. Instead, nonmagnetic spin-liquid behavior is found within the solid phase, due to important ring-exchange processes in this 2D triangular lattice [48]. The corresponding Mott transition is found to be of second order, with rather spectacular agreement with Brinkmann-Rice (BR) theory for the m^* divergence. According to FL theory [44], the Sommerfeld coefficient $\gamma = C/T \sim m^*$ depends only on the effective mass, while the spin susceptibility $\chi \sim m^*/(1 + F_o^a) = m^*g^*$ also involves the (renormalized) g-factor. This is significant, because the behavior of the g-factor distinguishes the Brinkmann-Rice (Mott) transition from a FM instability, although χ diverges in both instances. Namely, g^* is expected to diverge at the FM transition [44], while it should remain constant at the BR point [43].

To address this important issue, it suffices to determine both m^* and g^* , or equivalently to measure both γ and χ . Precisely such an analysis was carried out for ^3He monolayers [47], where m^* enhancement as large as 15 was reported, while g^* was found to remain constant in the critical region, and assume a value close to the BR prediction. This finding is strikingly similar to what is observed in analogous studies [38] for ultra-clean 2DEG systems close to 2D-MIT; it suggests that both phenomena may have a common physical origin: the behavior of a strongly correlated Fermi liquid in the proximity of the Mott insulating phase.

Transport properties are more difficult to probe in ^3He , because its charge neutrality precludes direct coupling of electric fields to density currents. One cannot, therefore, easily compare its transport properties to that of 2DEG systems, in order to further test the Mott picture. To do this, we next turn to other classes of "canonical" Mott systems where recent work has provided important insights. Over the last thirty years, many studies of the Mott transition have focused on various transition metal oxides [23], especially after the discovery of high temperature superconductivity in late 1980s. These materials, however, are notorious in displaying all kinds of problems in material preparation and sample growth, and often contain substantial amount of impurities and defects. Another class of systems where better sample quality is somewhat easier to obtain are the so-called organic Mott systems, which we discuss next.

B. Mott organics

The organic Mott systems have emerged, over the thirty years, as a very popular set of materials for the study of the Mott MIT. These are organic charge-transfer salts consisting of a quasi two-dimensional lattices of rather large organic molecules, with typically a single molecular orbital close to the Fermi energy. Since the inter-molecular overlap of such

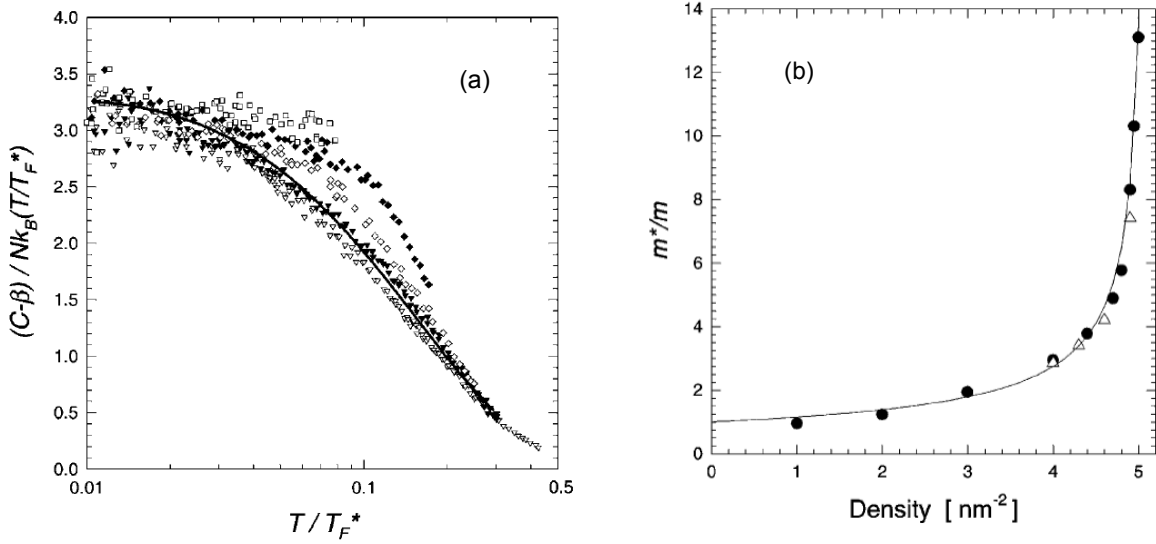


FIG. 9: Approaching the Mott transition in ^3He monolayers on graphite (from [47]). (a) Reduced fluid heat capacity as a function of reduced temperature, showing emergence of Fermi liquid at low temperatures. Here $T_F^* = T_F/(m^*/m)$ is the quasiparticle Fermi temperature. (b) Effective mass ratio as a function of ^3He fluid density inferred from heat capacity (full circle) and magnetization (open triangles), showing apparent divergence. The fact that both quantities display the same critical behavior indicates that $g^* \sim \text{const.}$

orbitals is typically modest, these crystals usually have very narrow electronic bands with substantial intra-orbital (on-site) Coulomb repulsion, hence are well described by two-dimensional single band Hubbard-type models [49].

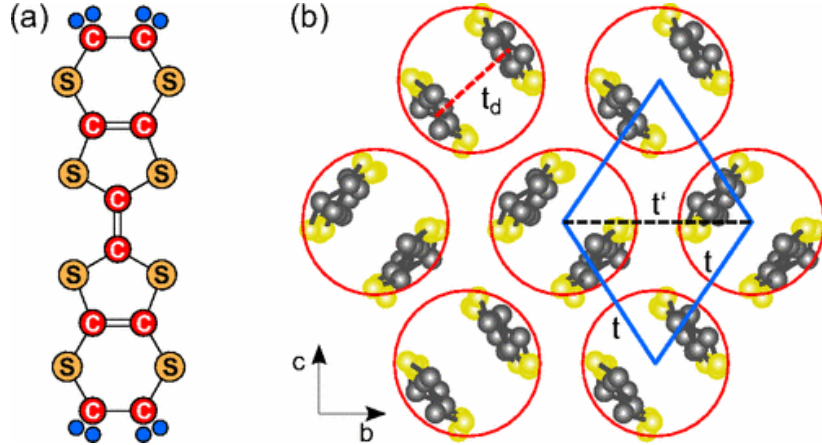


FIG. 10: Sketch of the BEDT-TTF molecule (from [50]). (b) For $\kappa\text{-(BEDT-TTF)}_2\text{X}$, the molecules are arranged in dimers, which constitute an anisotropic triangular lattice within the conduction layer.

There exist two general families of organic Mott crystals, the κ -family corresponding to a half-filled Hubbard model, and the θ -family, corresponding to quarter filling. The former class is particularly useful for the study of the bandwidth-driven Mott transition at half filling, since the electronic bandwidth can be conveniently tuned via hydrostatic pressure. A notable feature of these materials is a substantial amount of magnetic frustration, due to nearly isotropic triangular lattices formed by the organic molecules within each 2D layer. As a result, several members of this family (such as $\kappa\text{-(BEDT-TTF)}_2\text{Cu}_2(\text{CN})_3$) display no magnetic order down to the lowest accessible temperatures, while others (such as $\kappa\text{-(BEDT-TTF)}_2\text{Cu}[\text{N}(\text{CN})_2\text{Cl}]$) feature antiferromagnetic (AFM) order in the insulating phase. Another important property of these materials is the excellent quality of crystals, with very little disorder, making the dominance of strong correlation effects obvious in all phenomena observed.

On the metallic side, all these materials display well characterized Fermi liquid behavior, with substantial effective mass enhancements, similarly to other Mott systems. In contrast to the conventional quantum critical scenario,

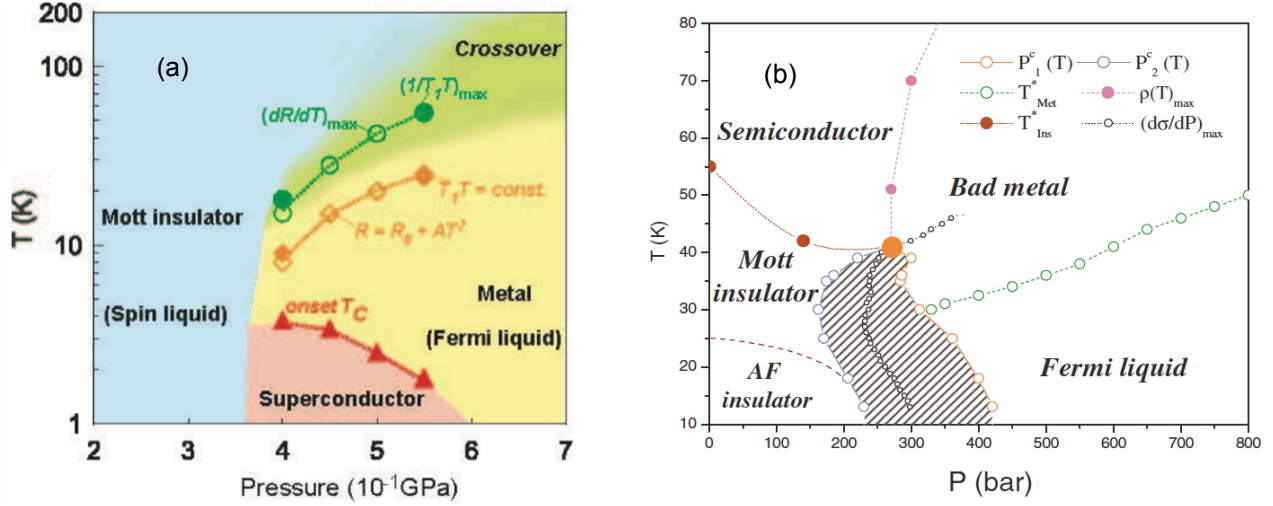


FIG. 11: Phase diagrams of (a) $\kappa - (\text{BEDT} - \text{TTF})_2\text{Cu}_2(\text{CN})_3$ displaying no magnetic order (from [51]), and (b) $\kappa - (\text{BEDT} - \text{TTF})_2\text{Cu}[\text{N}(\text{CN})_2]\text{Cl}$ featuring AFM order on the insulating side (from [52]).

however, here the phase diagram features a first-order MIT and the associated coexistence region, terminating at the critical end point $T = T_c$. Still, as emphasized in recent theoretical [53] and experimental [30] work, the temperature range associated with this Mott coexistence region is typically very small ($T_c \sim 20 - 40$ K), in comparison to the Coulomb interaction or the (bare) Fermi temperature ($T_F \sim 2000$ K). Note that the comparable temperature range in 2DEG systems would be extremely small viz. $T < 10^{-2}T_F \sim 0.1\text{K}$, while most experimental results (especially those obtained in the ballistic regime) correspond to much higher temperatures.

We should emphasize that different materials in this class display various magnetic or even superconducting orders within the low temperature regime $T < T_c$ (Fig. 11), which strongly depend on material details, such as the precise amount of magnetic frustration. In contrast, the behavior above the coexistence dome is found to be remarkably universal, featuring very similar behavior in all compounds. Here, one finds a smooth crossover between a FL metal and a Mott insulator, displaying a family of resistivity curves with a general form very similar to those found in 2DEG systems close to 2D-MIT, in the temperature range comparable to a fraction of T_F . In addition to a "fan-like"

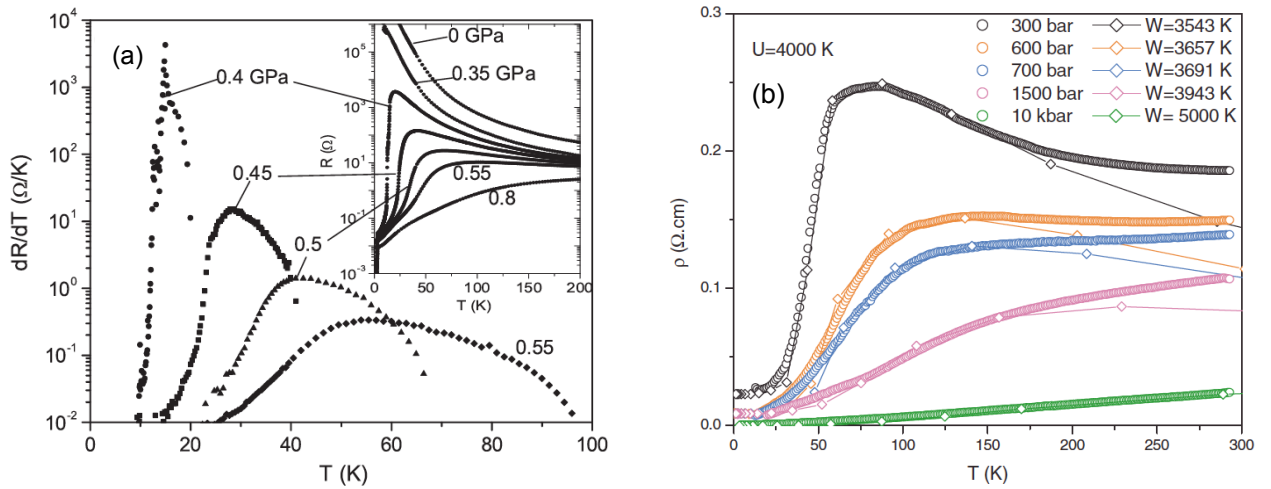


FIG. 12: (a) Transport in Mott organic materials; (a) $\kappa - (\text{BEDT} - \text{TTF})_2\text{Cu}_2(\text{CN})_3$ (from [51]), and (b) $\kappa - (\text{BEDT} - \text{TTF})_2\text{Cu}[\text{N}(\text{CN})_2]\text{Cl}$. The lines are obtained from DMFT theory (from [52]).

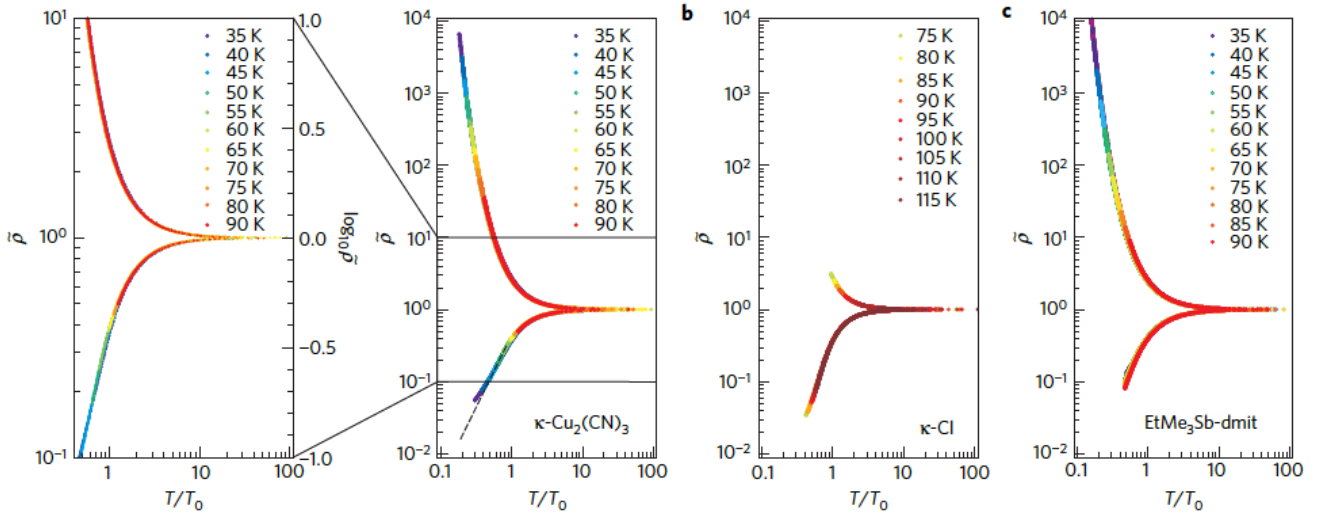


FIG. 13: Quantum critical scaling of the resistivity curves for three different organic Mott materials, demonstrating universal behavior insensitive to low-temperature magnetic order (from [30]).

shape at high temperatures, we note the existence of resistivity maxima on the metallic side, which become more pronounced closer to the transition, precisely as in many 2DEG examples.

In addition, very recent experimental work [30] performed a careful scaling analysis of the resistivity data in the high temperature region ($T > T_c$), providing clear and convincing evidence of Quantum Critical (QC) behavior associated with the Mott point. The analysis was performed on three different materials (including two compounds discussed above), featuring very different magnet ground states (AFM order vs. spin liquid behavior) on the insulating side. Nevertheless, the scaling analysis succeeded in extracting the universal aspects of transport in this QC regime, finding impressive universality (Fig. 13) both in the form of the corresponding scaling function, and in the values of the critical exponents, with excellent agreement with earlier DMFT predictions [53].

Most remarkably, the experimentally determined scaling functions display precisely the same "mirror symmetry" as earlier found on 2DEG systems [27], with exactly the "stretched exponential" form proposed by the phenomenological scaling theory [28]. Given the fact that 2DEG systems and these organic Mott crystals have completely different microscopic character, these experimental findings provide direct and clear evidence on a surprisingly robust universality of the quantum critical behavior in interaction-driven MITs. If one and the same basic physical processes - Mott localization - indeed dominate all these phenomena, then one can hope that even a theory based on simple models may account for the main trends.

IV. THEORY OF INTERACTION-DRIVEN MITS

Interaction driven MIT in absence of static symmetry breaking - the Mott transition - has first been proposed [6] as a possible mechanism in doped semiconductors. Soon enough, it became apparent that it is the right physical picture for many systems at the brink of magnetism, for example various transition-metal oxides (TMO) [3, 23]. Such systems are typically characterized by a narrow valence band close to half-filling, with substantial on-site (intra-orbital) Coulomb interaction U . The simplest generic model describing this situation is the single-band Hubbard model given by the Hamiltonian

$$H = -t \sum_{\langle ij \rangle \sigma} c_{i\sigma}^\dagger c_{j\sigma} + U \sum_i n_{i\uparrow} n_{i\downarrow}. \quad (5)$$

Here, t is the hopping amplitude, $c_{i\sigma}^\dagger$ ($c_{i\sigma}$) are the creation (annihilation) operators, $n_i = n_{i\uparrow} + n_{i\downarrow}$ is the occupation number operator on site i , and U is the on-site Coulomb interaction.

Theoretical investigations of the Hubbard model go back to the pioneering investigations in early 1960s [54] when it already became clear that, even in absence of any magnetic order, a Hubbard-Mott gap will open for sufficiently

large U/t . Approaching the transition from the metallic side was predicted [46] to result in substantial effective mass enhancement as a precursor of the Mott transition, as confirmed in numerous TMO and other materials. A reliable description of the transition region, however, remained elusive for many years. Still, the existence of a broad class of Mott insulators, containing localized magnetic moments, has long been regarded as well established [23].

A. The DMFT approach

Modern theories of Mott systems were sparked by the discovery of high temperature superconductors in late 1980s, which triggered considerable renewed interest in the physics of TMOs and related materials. A veritable zoo of physical ideas and theoretical approaches were put forward, but few survived the test of time. Among those, Dynamical Mean-Field Theory (DMFT) [24] proved to be the most useful, reliable, and flexible tool, applicable both to model Hamiltonians but also in first-principles theories [55] of correlated matter.

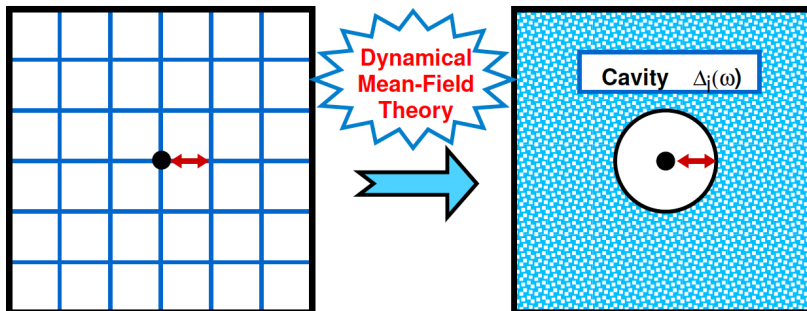


FIG. 14: In dynamical mean-field theory, the environment of a given site is represented by an effective medium, represented by its “cavity spectral function” $\Delta_i(\omega)$.

In its simplest (“single-site”) implementation, DMFT provides a local approximation for many-body corrections in strongly interacting systems. The central quantity it self-consistently calculates is the single-particle self-energy $\Sigma_i(\omega, T)$, which is obtained within a local approximation. Its real part describes the interaction (or temperature) dependence of the electronic spectra, allowing substantial narrowing of the QP band width (i.e. the effective mass m^* enhancement), and the eventual opening of the Mott gap. Its imaginary part, on the other hand, describes electron-electron (inelastic) scattering processes, leading to the ultimate destruction of the coherent QPs at sufficiently large T or U .

Most importantly, DMFT does not suffer from limitations of standard Fermi liquid approaches, which are largely restricted to situations with dilute QPs (i.e. the lowest temperatures). In fact, DMFT is most reliable at high temperatures, within the incoherent regime (with large inelastic scattering), where its local approximation becomes essentially exact. Indeed, systematic (nonlocal) corrections to single-site DMFT have established [56] that there exists, in general, a well defined crossover temperature scale $T^*(U)$, above which the nonlocal corrections are negligibly small. This scale is typically much smaller than the basic energy scale of the problem (e. g. the bandwidth or the interaction U), so that DMFT often proves surprisingly accurate over much of the experimentally relevant temperature range.

Another important aspect of the DMFT approach deserves special emphasis. In contrast to conventional (Slater-like) theories focusing on effects of various incipient orders, DMFT focuses on dynamical correlation effects unrelated to orders. From the technical perspective, its local character suppresses the spatial correlations associated with magnetic, charge, or structural correlations. Physically, such an approximation becomes accurate in presence of sufficiently strong frustration effects due to competing interactions or competing orders, a situation which is typical for most correlated electronic systems. Frustration effects generally lead to a dramatic proliferation of low-lying excited states, which further invalidates the conventional Fermi liquid picture of dilute elementary excitations; this situation demands an accurate description of incoherent transport regimes - precisely what is provided by DMFT.

Historically, since its discovery more than twenty years ago, DMFT has been applied to many models and various physical systems. Recent developments have also included the application to inhomogeneous electronic systems in presence of disorder, and were able to incorporate the relevant physical processes such as Anderson localization and even the glassy freezing of electrons (the description of quantum Coulomb glasses). These interesting developments have been reviewed elsewhere [4, 11] but will not be discussed here. In the following, we briefly review the key physical results of DMFT when applied to the simplest model of a Mott transition at half filling, and the associated Wigner-Mott transition away from half filling.

to continuously diverge as the Mott transition is approached from the metallic side

$$\frac{m^*}{m} \sim (U_c - U)^{-1}. \quad (6)$$

A corresponding coherence (effective Fermi) temperature

$$T^* \sim T_F/m^* \quad (7)$$

is predicted above which the quasiparticles are destroyed by thermal fluctuations. As a result, one predicts (e. g. within DMFT) a large resistivity increase around the coherence temperature, and a crossover to insulating (activated) behavior at higher temperatures. Because the low temperature Fermi liquid is a spin singlet state, a modest magnetic field of the order

$$B^* \sim T^* \sim (m^*)^{-1} \quad (8)$$

is expected to also destabilize such a correlated metal and lead to large and positive magnetoresistance. Note that both T^* and B^* are predicted to continuously vanish as the Mott transition is approached from the metallic side, due to the corresponding m^* divergence. Precisely such behavior is found in all the three classes of physical systems we discussed above.

D. Effective mass enhancement

How should we physically interpret the large effective mass enhancement which is seen in all these systems? What determines its magnitude if it does not actually diverge at the transition? An answer to this important question can be given using a simple thermodynamic argument, which does not rely on any particular microscopic theory or a specific model. In the following, we present this simple argument for the case of a clean Fermi liquid, although its physical context is, of course, much more general.

In any clean Fermi liquid [44] the low temperature specific heat assumes the leading form

$$C(T) = \gamma T + \dots, \quad (9)$$

where the Sommerfeld coefficient

$$\gamma \sim m^*. \quad (10)$$

In the strongly correlated limit ($m^*/m \gg 1$) this behavior is expected only at $T \lesssim T^* \sim (m^*)^{-1}$, while the specific heat should drop to much smaller values at higher temperatures where the quasiparticles are destroyed. Such behavior is indeed observed in many systems showing appreciable mass enhancements.

On the other hand, from general thermodynamic principles, we can express the entropy as

$$S(T) = \int_0^T dT \frac{C(T)}{T}. \quad (11)$$

Using the above expressions for the specific heat, we can estimate the entropy around the coherence temperature

$$S(T^*) \approx \gamma T^* \sim O(1). \quad (12)$$

The leading effective mass dependence of the Sommerfeld coefficient γ and that of the coherence temperature T^* cancel out!

Let us now explore the consequences of the assumed (or approximate) effective mass divergence at the Mott transition. As $m^* \rightarrow \infty$, the coherence temperature $T^* \rightarrow 0+$, resulting in large residual entropy

$$S(T \rightarrow 0+) \sim O(1). \quad (13)$$

We conclude that the effective mass divergence indicates the approach to a phase with finite residual entropy!

Does not this result violate the Third Law of Thermodynamics?! And how can it be related to the physical picture of the Mott transition? The answer is, in fact, very simple. Within the Mott insulating phase the Coulomb repulsion confines the electrons to individual lattice sites, turning them into spin 1/2 localized magnetic moments. To the extent that we can ignore the exchange interactions between these spins, the Mott insulator can be viewed as a collection

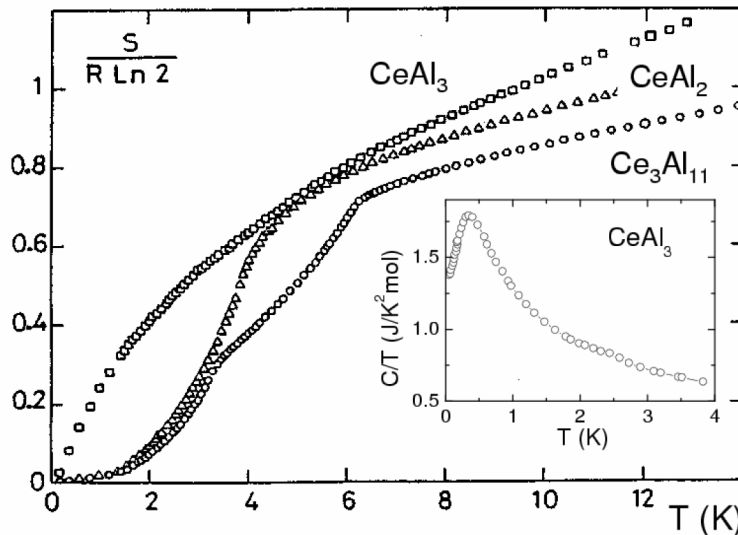


FIG. 16: Temperature dependence of entropy extracted from specific heat (inset) experiments on several heavy-fermion materials ([61, 62]). Essentially the entire doublet entropy $S = R \ln 2$ is recovered by the time the temperature has reached $T^* \approx 10K$, consistent with a large mass enhancement $m^* \sim 1/T^*$.

of free spins with large residual entropy $S(0+) = R \ln 2$. This is precisely what happens within the Brinkmann-Rice picture; similar results are obtained from DMFT, a result that proves exact in the limit of large lattice coordination [24].

In reality, the exchange interactions between localized spins always exist, and they generally lift the ground state degeneracy, restoring the Third Law. This happens below a low temperature scale T_J , which measures the effective dispersion of inter-site magnetic correlations [63, 64] emerging from such exchange interactions. In practice, this magnetic correlation temperature T_J can be very low, either due to effects of geometric frustration, or additional ring-exchange processes which lead to competing magnetic interactions. Such a situation is found both in organic Mott systems, and for 2D Wigner crystals, where the insulating state corresponds to a geometrically frustrated triangular lattice. In addition, numerical calculations by Ceperley and others [65] have established that for 2D Wigner crystals significant ring-exchange processes indeed provide additional strong frustration effects, further weakening the inter-site spin correlation effects.

We conclude that the effective mass enhancement, whenever observed in experiment, indicates the approach to a phase where large amounts of entropy persist down to very low temperatures. Such situations very naturally occur in the vicinity of the Mott transition, since the formation of local magnetic moments on the insulating side gives rise to large amounts of spin entropy being released at very modest temperatures. A similar situation is routinely found [22, 62, 66] in the so-called “heavy fermion” compounds (e.g. rare-earth inter-metallics) featuring huge effective mass enhancements. Here, local magnetic moments coexist with conduction electrons giving rise to the Kondo effect, which sets the scale for the Fermi liquid coherence temperature $T^* \sim 1/m^*$, above which the entire free spin entropy $S(T^*) \sim R \ln 2$ is recovered (Fig. 16). This entropic argument is, in turn, often used to experimentally prove the very existence of localized magnetic moments within a metallic host.

We should mention that other mechanisms of effective mass enhancement have also been considered. General arguments [67] indicate that m^* can diverge when approaching a quantum critical point corresponding to some (magnetically or charge) long-range ordered state. This effect is, however, expected only below an appropriate upper critical dimension [26], reflecting an anomalous dimension of the incipient ordered state. In addition, this is a mechanism dominated by long wavelength order-parameter fluctuations, and is thus expected to contribute only a small amount of entropy per degree of freedom, in contrast to local moment formation.

It is interesting to mention that weak-coupling approaches, such as the popular “on-shell” interpretation of the Random-Phase Approximation (RPA) [68], often result in inaccurate or even misleading predictions [69] for the effective mass enhancement behavior. Indeed, more accurate modern theories such as DMFT can be used [4] to benchmark these and other weak coupling theories, and to reveal the origin of the pathologies resulting from their inappropriate applications to strong coupling situations.

E. Resistivity maxima

Within the strongly correlated regime close to the Mott transition, transport is carried by heavy quasiparticles. As temperature increases, inelastic electron-electron scattering kicks-in, leading to a rapid increase of resistivity with temperature. Within Fermi liquid theory, this gives rise to the temperature dependence of the form $\rho(T) \approx AT^2$, with $A \sim (m^*)^2$ according to the Kadowaki-Woods law [66]. Such behavior is indeed observed in most known correlated system, in agreement with DMFT predictions [70]. This argument makes it clear that increasingly strong temperature dependence emerges in the correlated regime, but it does not tell us what happens above the corresponding QP coherence temperature $T^* \sim 1/m^*$.

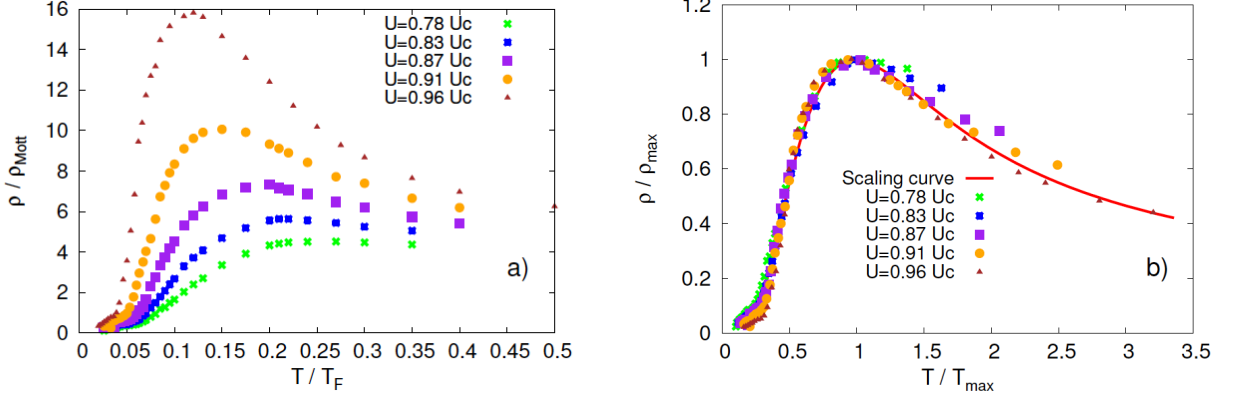


FIG. 17: (a) Resistivity maxima in the strongly correlated metallic regime of a half-filled Hubbard model within DMFT theory. (b) Scaling collapse of the resistivity maxima. (from [32])

In this regime inaccessible to conventional FL theories, DMFT provided an illuminating answer [32]. It described the thermal destruction of QPs, and the consequent opening of a Mott pseudogap at $T > T^*$, leading to resistivity maxima. While much of the earlier DMFT work focused on the low T regime, more recent advances [71] in Quantum Monte Carlo methods (needed to solve the DMFT equations) allowed a careful and precise characterization of this transport regime. One finds a family of curves displaying pronounced resistivity maxima with increasing height, at temperatures that decrease close to the transition.

These curves all assume essentially the same functional form (Fig. 17), and therefore can all be collapsed on a single scaling function, by rescaling the temperature with that of the resistivity maximum T_{max} , and the resistivity with its maximum value ρ_{max} . From these numerical results one can extract a universal scaling function describing the entire family of curves (as shown by the thick red line Fig. 17). Direct comparison can now be made with data obtain from experiments on 2DEG in silicon close to 2D-MIT; one finds surprisingly good agreement between theory and experiment, with no adjustable parameters (see Fig. 4). Similar data are found also from experiments on Mott organics and other conventional Mott systems, where successful comparison with DMFT theory has already been established [52, 72].

Further comparison between the experiment and theory is obtained by plotting T_{max} vs. m^* , where both quantities can be independently obtained both from DMFT theory and from 2DEG experiments. Here we express T_{max} in units of the Fermi temperature and m^* in the units of the known band mass, in order to perform a comparison with no adjustable parameters. Again, one finds excellent agreement between DMFT and experiments, giving

$$T_{\text{max}}/T_F \approx 0.7(m/m^*), \quad (14)$$

where even the numerical prefactor close to 0.7 is obtained in both cases.

Clear physical understanding of the Mott transition within DMFT, together with spectacular agreement between DMFT theory and 2DEG experiments, paints a convincing and transparent picture of the mechanism for the resistivity maxima, as follows.

- Heavy quasiparticles that exist near the Mott transition are characterized by a small coherence temperature $T^* \sim 1/m^*$.
- Given that both theory and experiments find $T_{\text{max}} \sim 1/m^*$, we can directly identify the resistivity maxima with the thermal destruction of heavy quasiparticles.

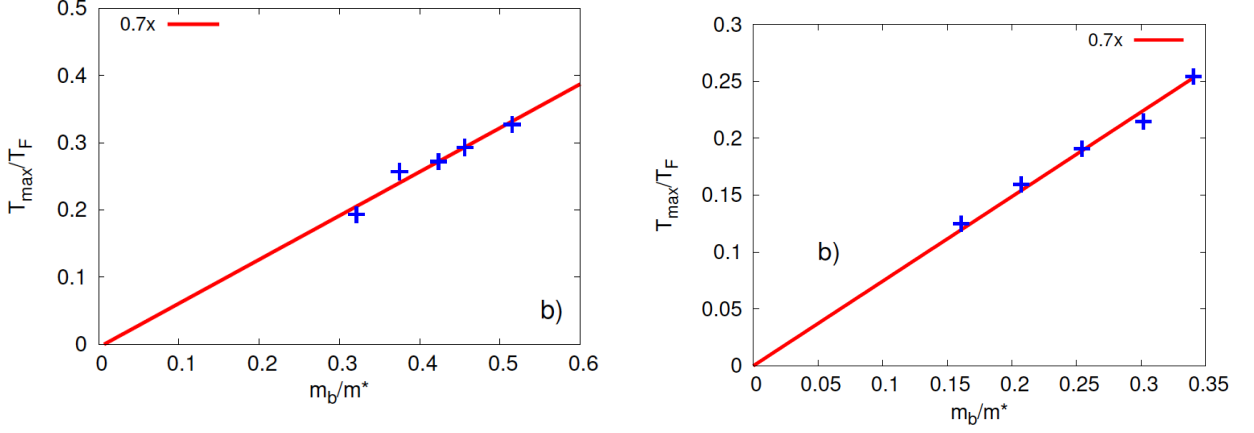


FIG. 18: Dependence of T_{\max} on m^* from (a) DMFT theory; (b) experiments on 2DEG close to 2D-MIT. (from [32])

- The above physical picture is not only well established within DMFT theory, but is also well documented in all strongly correlated electronic systems such as various TMO materials, organic Mott systems, and even heavy fermion compounds.
- The complete thermal destruction of quasiparticles around $T \sim T_{\max}$ is a physical picture completely different than the situation described by the disordered Fermi liquid scenario [21], which does not even provide a good data collapse. In this scenario, the relevant quasiparticle regime extends both below and above T_{\max} , and the maxima result from the competition of two different elastic (but temperature dependent) scattering mechanisms [19].
- We have seen that, both in DMFT theory and in all known Mott systems, the metal-insulator coexistence region does exist close to the MIT, but it remains confined to very low temperatures, typically two orders of magnitude smaller than the Fermi energy or the Coulomb repulsion U .
- The resistivity maxima, in contrast, are found at much higher temperatures, typically as high as a 10-20% of the Fermi temperature. This feature is clearly found both in DMFT, in all conventional Mott systems, but also in 2DEG materials close to 2D-MIT.
- In contrast to DMFT theory and the known behavior of many conventional Mott systems, the phase separation scenario proposed by Kivelson and Spivak [35] can hold only within the metal-insulator coexistence region. It therefore appears very unconvincing as a possible mechanism behind the resistivity maxima found in 2DEG systems.

F. Quantum criticality and scaling

What is the physical nature of the Mott transition? The physical picture of Brinkmann and Rice (BR) [46] makes it plausible that the Mott transition should be viewed as a quantum critical point, since the characteristic energy scale of the correlated Fermi liquid $T^* \sim T_F/m^*$ continuously decreases as the transition is approached. On the other hand, the Mott transition discussed here describes the opening of a correlation-induced spectral gap in absence of magnetic ordering, i.e. within the paramagnetic phase. Such a phase transition is not associated with spontaneous symmetry breaking associated with any static order parameter. Why should the phase transition then have any second-order (continuous) character at all?

More insight into this fundamental question followed the development of DMFT methods [24], which extended the BR theory to include incoherent (inelastic) processes at finite temperature. According to this formulation, the Mott transition does assume first-order character with the associated metal-insulator coexistence dome. However, this is found only below the very low critical end-point temperature $T_c \sim 0.02T_F$, and a smooth crossover behavior arises in the very broad intermediate temperature interval $T_c < T < T_F$. Precisely the same features for the Mott transition phase diagram are found not only in many TMO materials, but also in Mott organics we discussed above.

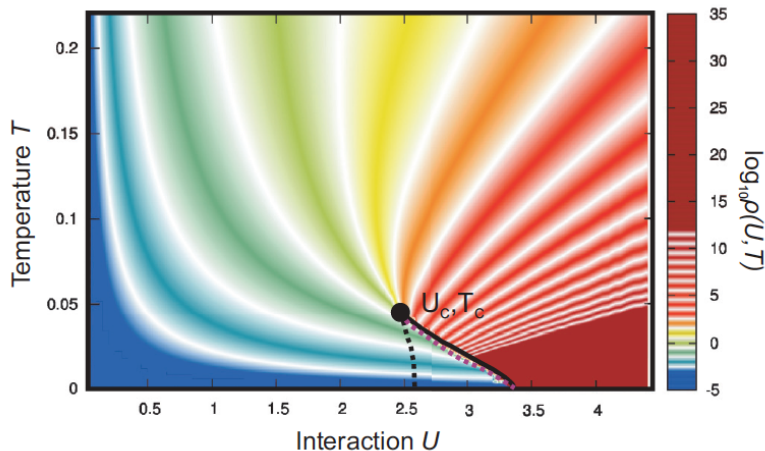


FIG. 19: Color-coded plot of resistivity across the DMFT phase diagram of a half-filled Hubbard model (from [57]).

A visually striking illustration of what happens in the intermediate temperature range is seen by color-coding the resistivity across the DMFT phase diagram [57], where each white band indicates another order of magnitude in resistivity. If one ignores the low-temperature coexistence region, one immediately notices a fan-like shape of the constant resistivity lines, characteristic of what is generally expected [26] for quantum criticality. Given the fact that the coexistence dome is a very small energy feature, one should consider the Mott transition as having “weakly first-order” (WFO) character. At WFO points, which are well known in standard critical phenomena [25], the transition assumes a first-order character only very close to the critical point; further away, the behavior is precisely that of a conventional second-order phase transition, including all aspects of the scaling phenomenology.

In the case of MITs, the quantum critical point (QCP) is expected [4] to occur at $T = 0$. Therefore, if a QPT assumes WFO character, as we find here, we still expect to observe all features of Quantum Criticality (QC) in a broad intermediate temperature region, above the coexistence dome. Similar situations are not uncommon in general QC phenomena [26], since the immediate vicinity of many QCPs is often “masked” by the dome of an appropriate ordered state induced by critical fluctuations.

If these ideas are correct, then an appropriate scaling analysis should be able to reveal the expected QC scaling of the resistivity curves in a broad intermediate temperature range $T_c < T < T_F$. To perform such an analysis, one needs to follow a judiciously chosen trajectory across the phase diagram, corresponding to the center of the QC region. Such a trajectory - the so-called Widom line - was identified a long time ago [73] in the context of conventional (thermal) critical phenomena. Directly applying these standard scaling procedures to the DMFT description of the Mott transition was first carried out a few years ago [53], revealing compelling evidence of QC behavior. Follow-up work further established that such QC behavior is a robust feature of the Mott point both at half-filling [57], and for doping-driven Mott transitions [58]. The latter result also provided important new insight into the origin of the so-called “Bad Metal” (linear resistivity) behavior in doped Mott insulator, a long-time puzzle [74] in the field of correlated electrons.

The discovery of the Mott QC regime within DMFT [53] was directly motivated by the pioneering works on 2D-MIT [14, 17], which first revealed intriguing features of QC scaling near the MIT. The results obtained from DMFT presented surprising similarity to the experiment, both in identifying previously overlooked scaling behavior in interaction-driven MITs without disorder, and in producing microscopic underpinning for early scaling phenomenology [28] for the “mirror symmetry”. Still, this model calculation, based on the single-band Hubbard model at half filling, should really not be viewed as an accurate description of dilute 2DEG systems, where the experiments have been performed.

In contrast, organic Mott systems of the κ -family should be considered [49] as a much more faithful realization of the half-filled Hubbard model. This notion stimulated further experimental investigation, following the 2011 theoretical discovery, focusing on the previously overlooked intermediate temperature region $T_c < T < T_F$. The experiments took several years of very careful work on several different materials in this family, but the results published by 2015 provided [30] spectacular confirmation of the DMFT theoretical predictions.

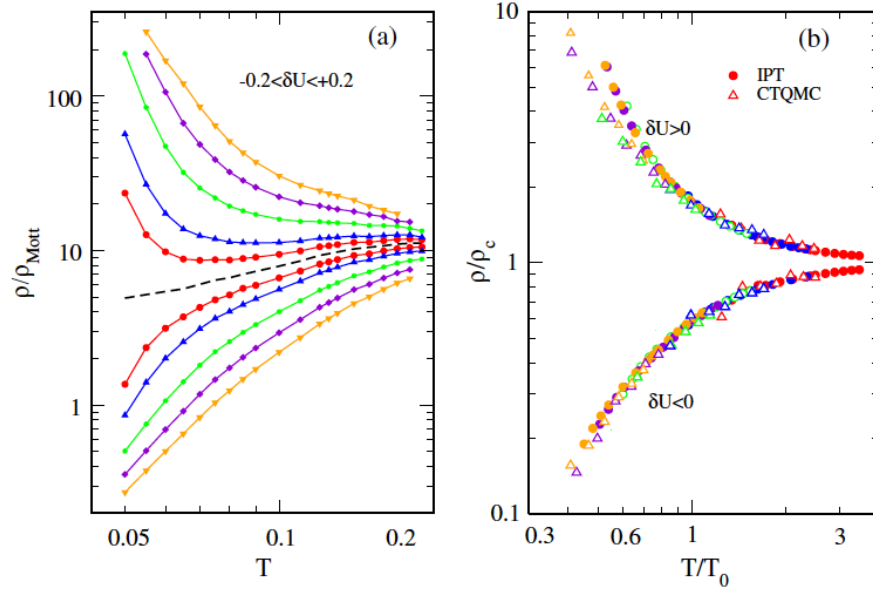


FIG. 20: Scaling behavior of the resistivity curves in the Quantum Critical region of the Mott transition at half filling, as obtained from DMFT theory (from [53]). Note the remarkable "mirror symmetry" of the corresponding scaling function, as experimentally found both in 2DEG systems near 2D-MIT [27], and also in very recent experiments in Mott organics [30].

G. Is Wigner crystallization a Mott transition in disguise?

The original ideas of Mott [6], who thought about doped semiconductors, envisioned electrons hopping between well localized atomic orbitals corresponding to donor ions. In other Mott systems, such as transition metal oxides, the electrons travel between the atomic orbitals of the appropriate transition metal ions. In all these cases, the Coulomb repulsion restricts the occupation of such localized orbitals, leading to the Mott insulating state, but it does not provide the essential mechanism for the formation such tightly bound electronic states. The atomic orbitals in all these examples result from the (partially screened) ionic potential within the crystal lattice.

The situation is more interesting if one considers an idealized situation describing an interacting electron gas in absence of any periodic (or random) lattice potential due to ions. Such a physical situation is achieved, for example, when dilute carriers are injected in a semiconductor quantum well [13], where all the effects of the crystal lattice can be treated within the effective mass approximation [2]. This picture is valid if the Fermi wavelength of the electron is much longer than the lattice spacing, and the quantum mechanical dynamics of the Bloch electron can be reduced to that of a free itinerant particle with a band mass m_b . In such situations, the only potential energy in the problem corresponds to the Coulomb repulsion E_C between the electrons, which is the dominant energy scale in low carrier density systems. At the lowest densities, $E_C \gg E_F$, and the electrons form a Wigner crystal lattice [75] to minimize the Coulomb repulsion.

Here, each electron is confined not by an ionic potential, but due to the formation of a deep potential well produced by repulsion from other electrons. The same mechanism prevents double occupation of such localized orbitals, and each electron in the Wigner lattice reduces to a localized $S = 1/2$ localized magnetic moment. A Wigner crystal is therefore nothing but a magnetic insulator: a Mott insulator in disguise. At higher densities, the Fermi energy becomes sufficiently large to overcome the Coulomb repulsion, and the Wigner lattice melts [77]. The electrons then form a Fermi liquid. The quantum melting of a Wigner crystal is therefore a metal-insulator transition, perhaps in many ways similar to a conventional Mott transition. What kind of phase transition is this? Despite years of effort, this important question is still not fully resolved.

What degrees of freedom play the leading role in destabilizing the Wigner crystal as it melts? Even in absence of an accepted and detailed theoretical picture describing this transition, we may immediately identify two possible classes of elementary excitations which potentially contribute to melting, as follows.

1. *Collective charge excitations* ("elastic" deformations) of the Wigner crystal. In the quantum limit, these excitations have a bosonic character, but they persist and play an important role even in the semi-classical ($k_B T \gg E_F$) limit, where they contribute to the thermal melting of the Wigner lattice [78]. They clearly dominate in the

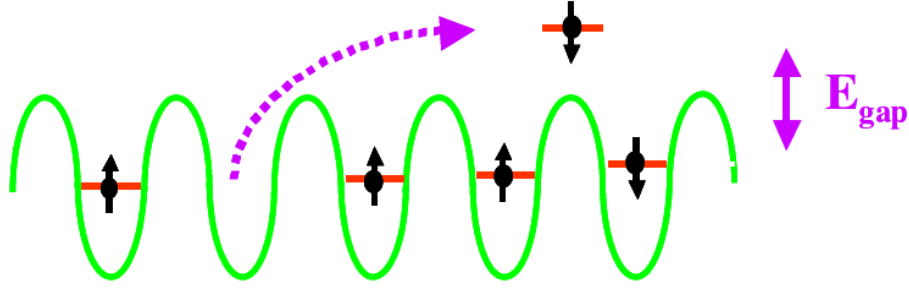


FIG. 21: In a Wigner crystal, each electron is confined to a potential well produced by Coulomb repulsion from neighboring electrons, forming a spin 1/2 local moment. The lowest energy particle hole excitation creates a vacancy-interstitial pair [76], which costs an energy E_{gap} comparable to the Coulomb repulsion.

quantum Hall regime [79], where both the spin degrees of freedom and the kinetic energy are suppressed due to Landau quantization. But for 2D-MIT in zero magnetic field, these degrees of freedom may not be so important.

2. *Single-particle excitations* leading to vacancy-interstitial pair formation (Fig. 21). These excitations have a fermionic character, where the spin degrees of freedom play an important role. Recent quantum Monte-Carlo simulations indicate [76] that the effective gap for vacancy-interstitial pair formation seems to collapse precisely around the quantum melting of the Wigner crystal. If these excitations dominate, then quantum melting of the Wigner crystal is a process very similar to the Mott metal-insulator transition, and may be expected to produce a strongly correlated Fermi liquid on the metallic side. This physical picture is the central idea of this article.

We should mention, however, that the Wigner crystal melting in zero magnetic field is believed [77] to be a weakly first order phase transition. Conventional (e.g. liquid-gas or liquid-crystal) first order transitions are normally associated with a density discontinuity and global phase separation within the coexistence dome. For charged systems, however, global phase separation is precluded by charge neutrality [81]. In this case, one may expect the emergence of various modulated intermediate phases, leading to bubble or stripe [35], or possibly even “stripe glass” [82, 83] order. While convincing evidence for the relevance of such “nano-scale phase separation” has been identified [84] in certain systems [85], recent work seems to indicate [86, 87] that such effects may be negligibly small for Wigner crystal melting.

A complementary line of work, where the Mott character of the transition is the focus [88], has been the subject of recent model calculations based on DMFT approaches. These works considered a toy lattice model for the Wigner-

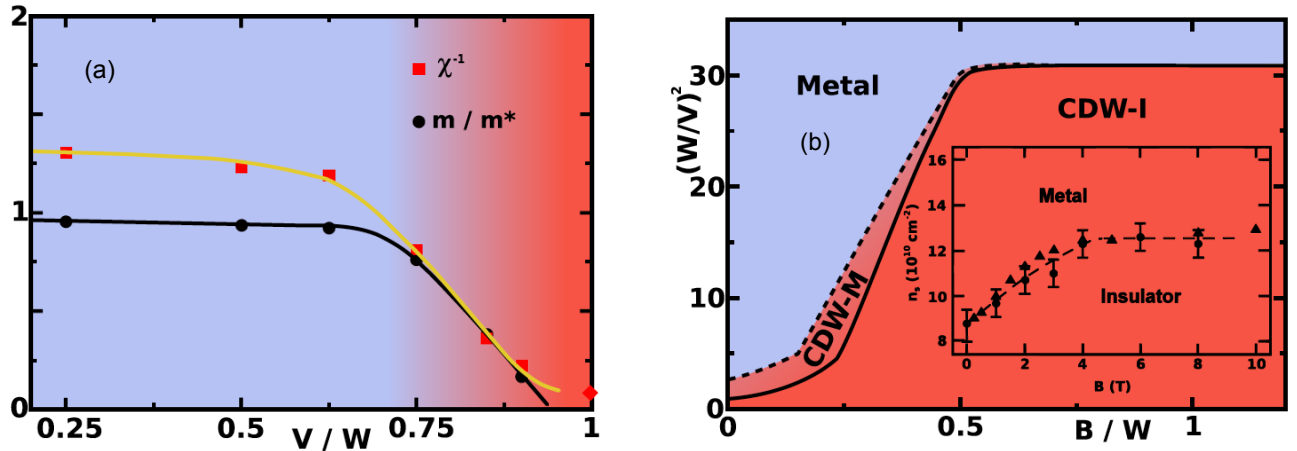


FIG. 22: Toy model for Wigner crystallization. Results from the DMFT solution of a Hubbard model at quarter filling (from [80]) show (a) that both the spin susceptibility χ and the effective mass m^* are strongly enhanced as the transition is approached. (b) Phase diagram in presence of (parallel) magnetic field. A field-driven transition is found only sufficiently close to the insulating state, in agreement with experiments (the inset shows the experimental phase diagram [34, 36]).

Mott transition by examining an extended Hubbard model at quarter-filling [80, 89], which has also been discussed [90, 91] in the context of the θ -family of Mott organics. In general, a spatially uniform phase cannot become a Mott insulator away from half filling, even for arbitrarily large values of the on-site repulsion U . However, when the inter-site interaction V is sufficiently large (as compared to the bandwidth W), the electronic system undergoes charge ordering, where one sub-lattice becomes close to half-filling, while the other one become nearly empty. Such charge ordering, which is the lattice analogue of Wigner crystallization, results in an Mott insulating state, having localized spin-1/2 magnetic moments on each site of the carrier-rich sublattice.

The corresponding MIT has a character very similar to the conventional Mott transition, and the approach from the metallic side resembles the familiar BR scenario [46]. One finds strong enhancement in both the spin susceptibility and the QP effective mass m^* , in agreement with experiments. A new feature, which differs from the standard Mott transition at half-filling, is the response to (parallel) magnetic fields (Zeeman coupling). This calculation finds [80], in agreement with experiment on 2DEG systems [34, 36], that a field-driven MIT arises only sufficiently close to the $B = 0$ MIT, while deeper in the metallic phase even full spin polarization cannot completely destroy the metal.

V. CONCLUSIONS

In this chapter we presented evidence suggesting that 2D-MIT found in ultra-clean 2DEG devices should be viewed as an interaction-driven MIT with many features in common with conventional Mott systems. Striking similarities were established between thermodynamic and transport properties of the respective experiments, but also with the predictions of generic theoretical models describing Mott and Wigner-Mott transitions. The resulting DMFT physical picture seems to offer, for quantum fluids, a perspective comparable to what the very successful Van der Waals theory provided for the classical liquid-gas critical point. It should give the proper starting point for future theoretical studies of more complicated experiments containing nontrivial interplay between strong correlations and disorder, as described in the chapter by D. Popovic. This fascinating research direction remains a challenge for upcoming theoretical work.

VI. ACKNOWLEDGEMENTS

The authors are indebted to their collaborators in the field: E. Abrahams, S. Chakravarty, S. Florens, S. Fratini, K. Haule, G. Kotliar, E. Manousakis, E. Miranda, G. Moeller, S. Pankov, D. Popović, Y. Pramudya, M. Radonjić, A. Ralko, M. J. Rozenberg, A. E. Ruckenstein, H. Terletska, and J. Vučković, and have benefited from very useful discussions with A. Georges, A. M. Finkel'stein, S. Hartnoll, K. Kanoda, S. Kravchenko, R. H. McKenzie, Z. Y. Meng, A. J. Millis, P. Monceau, A. Punnoose, M. P. Sarachik, J. Saunders, T. Senthil, J. Schmalian, G. Sordi, A. M. Trambly, M. Vojta, and J. Zaanen. V. D. was supported by the NSF grant DMR-1410132 and the National High Magnetic Field Laboratory. D. T. acknowledges support from the Serbian Ministry of Education, Science and Technological Development under Project No. ON171017.

-
- [1] B. J. T. Dobbs, *The Janus Faces of Genius: The Role of Alchemy in Newton's Thought* (Cambridge University Press, UK, 2002).
 - [2] N. W. Ashcroft and D. Mermin, *Solid State Physics* (Saunders College Publishing, 1976), international ed.
 - [3] N. F. Mott, *Metal-Insulator Transition* (Taylor & Francis, London, 1990).
 - [4] V. Dobrosavljević, N. Trivedi, and J. M. Valles Jr., *Conductor Insulator Quantum Phase Transitions* (Oxford University Press, UK, 2012).
 - [5] J. C. Slater, Phys. Rev. **82**, 538 (1951).
 - [6] N. F. Mott, Proc. Phys. Soc. (London) A **62**, 416 (1949).
 - [7] P. Anderson, Physical Review **109**, 1492 (1958).
 - [8] P. A. Lee and T. V. Ramakrishnan, Rev. Mod. Phys. **57**, 287 (1985).
 - [9] A. M. Finkel'stein, Zh. Eksp. Teor. Fiz. **84**, 168 (1983), [Sov. Phys. JETP **57**, 97 (1983)].
 - [10] A. M. Finkel'stein, Zh. Eksp. Teor. Fiz. **86**, 367 (1984), [Sov. Phys. JETP **59**, 212 (1983)].
 - [11] E. Miranda and V. Dobrosavljevic, Reports on Progress in Physics **68**, 2337 (2005).
 - [12] A. B. Fowler, F. F. Fang, W. E. Howard, and P. J. Stiles, Phys. Rev. Lett. **16**, 901 (1966).
 - [13] T. Ando, A. B. Fowler, and F. Stern, Rev. Mod. Phys. **54**, 437 (1982).
 - [14] S. V. Kravchenko, W. E. Mason, G. E. Bowker, J. E. Furneaux, V. M. Pudalov, and M. D'Iorio, Phys. Rev. B **51**, 7038 (1995).
 - [15] E. Abrahams, P. W. Anderson, D. C. Licciardello, and T. V. Ramakrishnan, Phys. Rev. Lett. **42**, 673 (1979).
 - [16] B. L. Altshuler, D. L. Maslov, and V. M. Pudalov, Physica (Amsterdam) **9E**, 209 (2001).

- [17] D. Popović, A. B. Fowler, and S. Washburn, Phys. Rev. Lett. **79**, 1543 (1997).
- [18] E. Abrahams, S. V. Kravchenko, and M. P. Sarachik, Rev. Mod. Phys. **73**, 251 (2001).
- [19] G. Zala, B. N. Narozhny, and I. L. Aleiner, Phys. Rev. B **64**, 214204 (2001).
- [20] E. C. Andrade, E. Miranda, and V. Dobrosavljević, Phys. Rev. Lett. **102**, 206403 (2009).
- [21] A. Punnoose and A. M. Finkel'stein, Phys. Rev. Lett. **88**, 016802 (2002).
- [22] G. R. Stewart, Rev. Mod. Phys. **56**, 755 (1984).
- [23] J. B. Goodenough, *Magnetism and the Chemical Bond* (John Wiley & Sons, New York - London, 1963).
- [24] A. Georges, G. Kotliar, W. Krauth, and M. J. Rozenberg, Rev. Mod. Phys. **68**, 13 (1996).
- [25] N. Goldenfeld, *Lectures on phase transitions and the renormalization group* (Addison-Wesley, Reading, 1992).
- [26] S. Sachdev, *Quantum phase transitions, 2nd Edition* (Cambridge University Press, UK, 2011).
- [27] D. Simonian, S. V. Kravchenko, and M. P. Sarachik, Phys. Rev. B **55**, R13421 (1997).
- [28] V. Dobrosavljević, E. Abrahams, E. Miranda, and S. Chakravarty, Phys. Rev. Lett. **79**, 455 (1997).
- [29] B. I. Shklovskii and A. L. Efros, *Electronic Properties of Doped Semiconductors* (Springer-Verlag, 1984).
- [30] T. Furukawa, K. Miyagawa, H. Taniguchi, R. Kato, and K. Kanoda, Nat. Phys. **11**, 221 (2015).
- [31] V. Pudalov, G. Brunthaler, A. Prinz, and G. Bauer, Physica E: Low-dimensional Systems and Nanostructures **3**, 79 (1998).
- [32] M. M. Radonjić, D. Tanasković, V. Dobrosavljević, K. Haule, and G. Kotliar, Phys. Rev. B **85**, 085133 (2012).
- [33] D. Simonian, S. V. Kravchenko, M. P. Sarachik, and V. M. Pudalov, Phys. Rev. Lett. **79**, 2304 (1997).
- [34] A. A. Shashkin, S. V. Kravchenko, V. T. Dolgoplov, and T. M. Klapwijk, Phys. Rev. Lett. **87**, 086801 (2001).
- [35] R. Jamei, S. Kivelson, and B. Spivak, Phys. Rev. Lett. **94**, 056805 (2005).
- [36] K. Eng, X. G. Feng, D. Popović, and S. Washburn, Phys. Rev. Lett. **88**, 136402 (2002).
- [37] M. P. Sarachik, in *Metal-Insulator Transitions Revisited*, edited by P. Edwards and C. N. R. Rao (Taylor and Francis, 1995).
- [38] S. V. Kravchenko and M. P. Sarachik, Reports on Progress in Physics **67**, 1 (2004).
- [39] O. Prus, Y. Yaish, M. Reznikov, U. Sivan, and V. Pudalov, Phys. Rev. B **67**, 205407 (2003).
- [40] A. A. Shashkin, S. V. Kravchenko, V. T. Dolgoplov, and T. M. Klapwijk, Phys. Rev. B **66**, 073303 (2002).
- [41] A. Mokashi, S. Li, B. Wen, S. V. Kravchenko, A. A. Shashkin, V. T. Dolgoplov, and M. P. Sarachik, Phys. Rev. Lett. **109**, 096405 (2012).
- [42] J. C. Slater, Rev. Mod. Phys. **6**, 209 (1934).
- [43] D. Vollhardt, Rev. Mod. Phys. **56**, 99 (1984).
- [44] D. Pines and P. Nozières, *The Theory of Quantum Liquids* (Benjamin, New York, 1965).
- [45] L. D. Landau, Sov. Phys. JETP **3**, 920 (1957).
- [46] W. F. Brinkman and T. Rice, Phys. Rev. B **2**, 4302 (1970).
- [47] A. Casey, H. Patel, J. Nyéki, B. P. Cowan, and J. Saunders, Phys. Rev. Lett. **90**, 115301 (2003).
- [48] G. Misguich, B. Bernu, C. Lhuillier, and C. Waldtmann, Phys. Rev. Lett. **81**, 1098 (1998).
- [49] B. J. Powell and R. H. McKenzie, Reports on Progress in Physics **74**, 056501 (2011).
- [50] S. Elsässer, D. Wu, M. Dressel, and J. A. Schlueter, Phys. Rev. B **86**, 155150 (2012).
- [51] Y. Kurosaki, Y. Shimizu, K. Miyagawa, K. Kanoda, and G. Saito, Phys. Rev. Lett. **95**, 177001 (2005).
- [52] P. Limelette, P. Wzietek, S. Florens, A. Georges, T. A. Costi, C. Pasquier, D. Jerome, C. Meziere, and P. Batail, Phys. Rev. Lett. **91**, 016401 (2003).
- [53] H. Terletska, J. Vučićević, D. Tanasković, and V. Dobrosavljević, Phys. Rev. Lett. **107**, 026401 (2011).
- [54] J. Hubbard, Proc. R. Soc. (London) A **276**, 238 (1963).
- [55] G. Kotliar, S. Y. Savrasov, K. Haule, V. S. Oudovenko, O. Parcollet, and C. A. Marianetti, Rev. Mod. Phys. **78**, 865 (2006).
- [56] D. Tanasković, K. Haule, G. Kotliar, and V. Dobrosavljević, Phys. Rev. B **84**, 115105 (2011).
- [57] J. Vučićević, H. Terletska, D. Tanasković, and V. Dobrosavljević, Phys. Rev. B **88**, 075143 (2013).
- [58] J. Vučićević, D. Tanasković, M. J. Rozenberg, and V. Dobrosavljević, Phys. Rev. Lett. **114**, 246402 (2015).
- [59] P. W. Anderson, Phys. Rev. **115**, 2 (1959).
- [60] G. Kotliar and A. E. Ruckenstein, Phys. Rev. Lett. **57**, 1362 (1986).
- [61] J. Flouquet, J. C. Lasjaunias, J. Peyrard, and M. Ribault, J. Appl. Phys. **53**, 2127 (1982).
- [62] J. Flouquet (Elsevier, 2005), vol. 15 of *Progress in Low Temperature Physics*, pp. 139 – 281.
- [63] G. Moeller, V. Dobrosavljević, and A. E. Ruckenstein, Phys. Rev. B **59**, 6846 (1999).
- [64] H. Park, K. Haule, and G. Kotliar, Phys. Rev. Lett. **101**, 186403 (2008).
- [65] L. Cândido, B. Bernu, and D. M. Ceperley, Physical Review B **70**, 094413 (2004).
- [66] A. C. Hewson, *The Kondo Problem to Heavy Fermions* (Cambridge University Press, Cambridge, 1993).
- [67] A. J. Millis, Phys. Rev. B **48**, 7183 (1993).
- [68] C. S. Ting, T. K. Lee, and J. J. Quinn, Phys. Rev. Lett. **34**, 870 (1975).
- [69] Y. Zhang and S. Das Sarma, Phys. Rev. B **71**, 045322 (2005).
- [70] A. C. Jacko, J. O. Fjaerestad, and B. J. Powell, Nat. Phys. **5**, 422 (2009).
- [71] E. Gull, A. J. Millis, A. I. Lichtenstein, A. N. Rubtsov, M. Troyer, and P. Werner, Rev. Mod. Phys. **83**, 349 (2011).
- [72] M. M. Radonjic, D. Tanaskovic, V. Dobrosavljevic, and K. Haule, Phys. Rev. B **81**, 075118 (2010).
- [73] B. Widom, J. Chem. Phys. **43**, 3898 (1965).
- [74] V. J. Emery and S. A. Kivelson, Phys. Rev. Lett. **74**, 3253 (1995).
- [75] E. Wigner, Phys. Rev. **46**, 1002 (1934).
- [76] L. Cândido, P. Phillips, and D. M. Ceperley, Phys. Rev. Lett. **86**, 492 (2001).

- [77] B. Tanatar and D. M. Ceperley, Phys. Rev. B **39**, 5005 (1989).
- [78] D. J. Thouless, Journal of Physics C: Solid State Physics **11**, L189 (1978).
- [79] Y. P. Chen, G. Sambandamurthy, Z. H. Wang, R. M. Lewis, L. W. Engel, D. C. Tsui, P. D. Ye, L. N. Pfeiffer, and K. W. West, Nature Physics **2**, 452 (2006).
- [80] A. Camjayi, K. Haule, V. Dobrosavljevic, and G. Kotliar, Nature Physics **4**, 932 (2008).
- [81] L. P. Gor'kov and A. V. Sokol, JETP Lett. **46**, 420 (1987).
- [82] J. Schmalian and P. G. Wolynes, Phys. Rev. Lett. **85**, 836 (2000).
- [83] S. Mahmoudian, L. Rademaker, A. Ralko, S. Fratini, and V. Dobrosavljević, Phys. Rev. Lett. **115**, 025701 (2015).
- [84] H. Terletska and V. Dobrosavljević, Phys. Rev. Lett. **106**, 186402 (2011).
- [85] J. Jaroszyński, T. Andrearczyk, G. Karczewski, J. Wróbel, T. Wojtowicz, D. Popović, and T. Dietl, Phys. Rev. B **76**, 045322 (2007).
- [86] X. Waintal, Phys. Rev. B **73**, 075417 (2006).
- [87] B. K. Clark, M. Casula, and D. M. Ceperley, Phys. Rev. Lett. **103**, 055701 (2009).
- [88] S. Pankov and V. Dobrosavljevic, Physica B **403**, 1440 (2008).
- [89] A. Amaricci, A. Camjayi, K. Haule, G. Kotliar, D. Tanasković, and V. Dobrosavljević, Phys. Rev. B **82**, 155102 (2010).
- [90] S. Fratini and J. Merino, Phys. Rev. B **80**, 165110 (2009).
- [91] J. Merino, A. Ralko, and S. Fratini, Phys. Rev. Lett. **111**, 126403 (2013).