

# A New Numerical Method for Fast Solution of Partial Integro-Differential Equations

P. Dourbal<sup>1</sup> and M. Pekker<sup>2</sup>

<sup>1</sup>Dourbal Electric, Inc. 10 Schalk's Crossing Rd., St. 501-295, Princeton Jct., NJ 08536 *paul@dourbalelectric.com*

<sup>2</sup>The George Washington University Science & Engineering Hall 3550, 800 22nd Street, Northwest Washington, DC 20052, *pekkerm@gmail.com*

## Abstract

A new method of numeric solution of partial differential equations is proposed. The method is based on Dourbal algorithm [1,2] developed for fast matrix - vector multiplication. Two-dimensional Poisson equation is used for comparison with conventional numerical methods. It was shown that for  $N \geq 50 \times 50$  grids, Dourbal method requires less addition and multiplication elementary operations than standard direct and iteration numerical methods [4 - 8]. The algorithm described here can be easily generalized for other partial differential equations.

## Introduction

Many problems in physics and engineering can be described in terms of multivariate (2- or 3-dimensional) partial differential equations. As an example let consider a modified Poisson equation describing the electrical field distribution in charged media:

$$\frac{\partial}{\partial x_i} \varepsilon_i \frac{\partial u}{\partial x_i} = \rho \quad (1)$$

where  $\varepsilon_i(x_i)$  is a permittivity of the media,  $\rho(x_i, t)$  is the charge density;  $x_i$  is  $i$ -spatial coordinate and  $t$  is time.

Matrix corresponding to (1) has size  $N^2$  with  $N = n_x \cdot n_y \cdot n_z$ , where  $n_x, n_y, n_z$  are the numbers of grid points along the  $x, y, z$  axes. Eq. (1) is usually solved numerically by using the iterative methods described in [3]. Let

square matrix  $L_\varepsilon^{-1}$  corresponds to the inverse of the  $\frac{\partial}{\partial x_i} \varepsilon_i \frac{\partial}{\partial x_i}$  operator.

At first glance it looks preferable to multiply the matrix  $L_\varepsilon^{-1}$  by the vector of values  $\vec{\rho} = \rho(x_i)$  at every time moment. However, since the number of elementary addition and multiplication operations to obtain matrix  $L_\varepsilon^{-1}$  by vector  $\vec{\rho}$  product for each time moment is proportional to  $N^2$ , iterative methods are usually preferred.

We suggest a numerical method of solving Eq. (1) that reduces the number of operations involved in the multiplication of  $L_\varepsilon^{-1}$  to  $\vec{\rho}$  by a factor of  $N$ . In our method the total numbers of elementary multiplications and additions in each matrix-vector multiplication for solving Eq. (1) are correspondingly  $N_x = \alpha_x \cdot N$  and  $N_+ = \alpha_+ \cdot N$ , where coefficients  $\alpha_x$  and  $\alpha_+$  grow proportionally to an inverted matrix elements precision increase. Therefore, our direct method of solving Eq. (1) becomes preferable with an increase in the size of matrix  $L_\varepsilon$ .

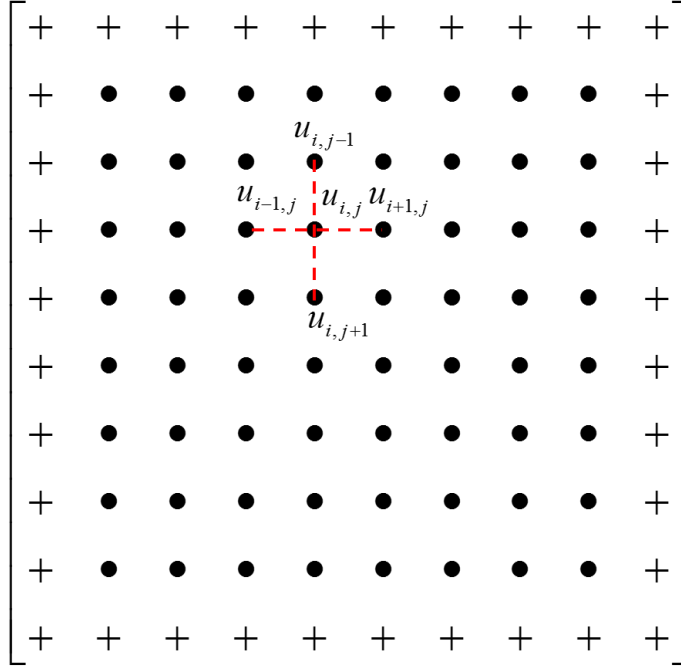
It has to be stressed that our method for the multiplication of a matrix by a vector is not specific to the numerical solutions of the modified Poisson equation; it can be used for other finite difference schemes used for approximating different partial integro-differential equations as well. We use Eq. (1) here just for illustration of the method capabilities.

## Construction of a system of linear equations numerically solving Eq. (1), matrix $L_\varepsilon$

As a first example let us consider a standard second-order differential schema for Eq. (1) in two dimensional case with  $\varepsilon = 1$ :

$$\begin{aligned}
h &= L/(n-1) \\
x_i &= h \cdot (i-1) \quad i=1,2,\dots,n \\
y_j &= h \cdot (j-1) \quad j=1,2,\dots,n \\
u_{i,j} - 0.25 \cdot (u_{i-1,j} + u_{i+1,j} + u_{i,j-1} + u_{i,j+1}) &= -\rho_{i,j} \cdot h^2
\end{aligned} \tag{2}$$

Fig. 1 is a graphical representation of Eq. (2). The points correspond to the internal vertices of a grid, and the crosses correspond to external vertices.



**Fig. 1.** A graphical representation of the numerical differentiation operator  $L_\varepsilon$ . Internal vertices of the grid are represented by points and external vertices by crosses.

It worth noting that in the case where  $\varepsilon$  is a function of coordinates and/or the grid is non-uniform, the coefficients in front of  $u_{i,j}, u_{i-1,j}, u_{i+1,j}, u_{i,j-1}, u_{i,j+1}$  in Eq. (2) are not equal to unity. However, since the number of operations required to find the inverse of the matrix representation of Eq. (2) is independent of these coefficients the results presented below are generalizable to cases with  $\varepsilon(x_i)$  and non-uniform grids.

A grid for the case where  $n_x = 3, n_y = 5$ , is shown in Fig. 2, and the corresponding system of equations is shown in Fig. 3. The unknown variables are  $u_{2,2}, u_{3,2}, u_{4,2}$ . The values of variables  $u_{1,1}, u_{1,2}, u_{1,3}, u_{2,1}, u_{2,3}, u_{3,1}, u_{3,3}, u_{4,1}, u_{4,3}, u_{5,1}, u_{5,2}, u_{5,3}$  are known because they are defined by the boundary conditions.

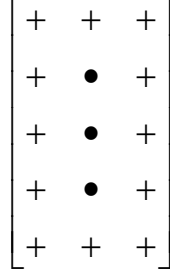


Fig. 2. A grid corresponding to Eq. (2) for the case where  $n_x = 3$ ,  $n_y = 5$ . Crossed mark points on the grid correspond to the defined boundary conditions.

$$\begin{bmatrix}
 1 & 0 & 0 & 0 & 0 & 0 & 0 & 0 & 0 & 0 & 0 & 0 & 0 & 0 & 0 \\
 0 & 1 & 0 & 0 & 0 & 0 & 0 & 0 & 0 & 0 & 0 & 0 & 0 & 0 & 0 \\
 0 & 0 & 1 & 0 & 0 & 0 & 0 & 0 & 0 & 0 & 0 & 0 & 0 & 0 & 0 \\
 0 & 0 & 0 & 1 & 0 & 0 & 0 & 0 & 0 & 0 & 0 & 0 & 0 & 0 & 0 \\
 0 & -0.25 & 0 & -0.25 & 1 & -0.25 & 0 & -0.25 & 0 & 0 & 0 & 0 & 0 & 0 & 0 \\
 0 & 0 & 0 & 0 & 0 & 1 & 0 & 0 & 0 & 0 & 0 & 0 & 0 & 0 & 0 \\
 0 & 0 & 0 & 0 & 0 & 0 & 1 & 0 & 0 & 0 & 0 & 0 & 0 & 0 & 0 \\
 0 & 0 & 0 & 0 & -0.25 & 0 & -0.25 & 1 & -0.25 & 0 & -0.25 & 0 & 0 & 0 & 0 \\
 0 & 0 & 0 & 0 & 0 & 0 & 0 & 0 & 1 & 0 & 0 & 0 & 0 & 0 & 0 \\
 0 & 0 & 0 & 0 & 0 & 0 & 0 & 0 & 0 & 1 & 0 & 0 & 0 & 0 & 0 \\
 0 & 0 & 0 & 0 & 0 & 0 & 0 & -0.25 & 0 & -0.25 & 1 & -0.25 & 0 & -0.25 & 0 \\
 0 & 0 & 0 & 0 & 0 & 0 & 0 & 0 & 0 & 0 & 0 & 1 & 0 & 0 & 0 \\
 0 & 0 & 0 & 0 & 0 & 0 & 0 & 0 & 0 & 0 & 0 & 0 & 1 & 0 & 0 \\
 0 & 0 & 0 & 0 & 0 & 0 & 0 & 0 & 0 & 0 & 0 & 0 & 0 & 1 & 0 \\
 0 & 0 & 0 & 0 & 0 & 0 & 0 & 0 & 0 & 0 & 0 & 0 & 0 & 0 & 1
 \end{bmatrix}
 \begin{bmatrix}
 u_{1,1} \\
 u_{1,2} \\
 u_{1,3} \\
 u_{2,1} \\
 u_{2,2} \\
 u_{2,3} \\
 u_{3,1} \\
 u_{3,2} \\
 u_{3,3} \\
 u_{4,1} \\
 u_{4,2} \\
 u_{4,3} \\
 u_{5,1} \\
 u_{5,2} \\
 u_{5,3}
 \end{bmatrix}
 =
 \begin{bmatrix}
 u_{1,1} \\
 u_{1,2} \\
 u_{1,3} \\
 u_{2,1} \\
 \rho_{2,2} \\
 u_{2,3} \\
 u_{3,1} \\
 \rho_{3,2} \\
 u_{3,3} \\
 u_{4,1} \\
 \rho_{4,2} \\
 u_{4,3} \\
 u_{5,1} \\
 u_{5,2} \\
 u_{5,3}
 \end{bmatrix}$$

Fig. 3. System of equations corresponding to Eq. (2) for the case  $n_x = 3$ ,  $n_y = 5$ . Diagonal elements of the matrix rows correspond to the points where boundary conditions are defined.

### Sequence of solution steps

1. For a given grid size  $N = n_x \times n_y \times n_z$  we generate the square matrix  $[A]_{N,N}$  of dimension N corresponding to

$$\text{the differential operator } \frac{\partial}{\partial x_i} \varepsilon_i \frac{\partial}{\partial x_i} .$$

2. We find the inverse matrix  $[A]_{N,N}^{-1}$  of matrix  $[A]_{N,N}$  using any standard method of matrix inversion.

3. We find the vector  $u_N$  solving Eq. (2).

We omit a discussion of steps 1 and 2 since they use standard methods.

Fig. 4 shows the relationship between the total number of elementary multiplication  $N_x$  and addition  $N_+$  operations required to multiply an inverted matrix  $[A]_{N,N}^{-1}$  by a vector depending on the size of the matrix for both the conventional and the proposed methods. The curves on Fig. 4 correspond to the number of significant figures after the decimal point in the representation of the inverse matrix  $[A]_{N,N}^{-1}$ . Dashed lines show an asymptotic behavior for  $N_x = \alpha_x \cdot N$  and  $N_+ = \alpha_+ \cdot N$ .

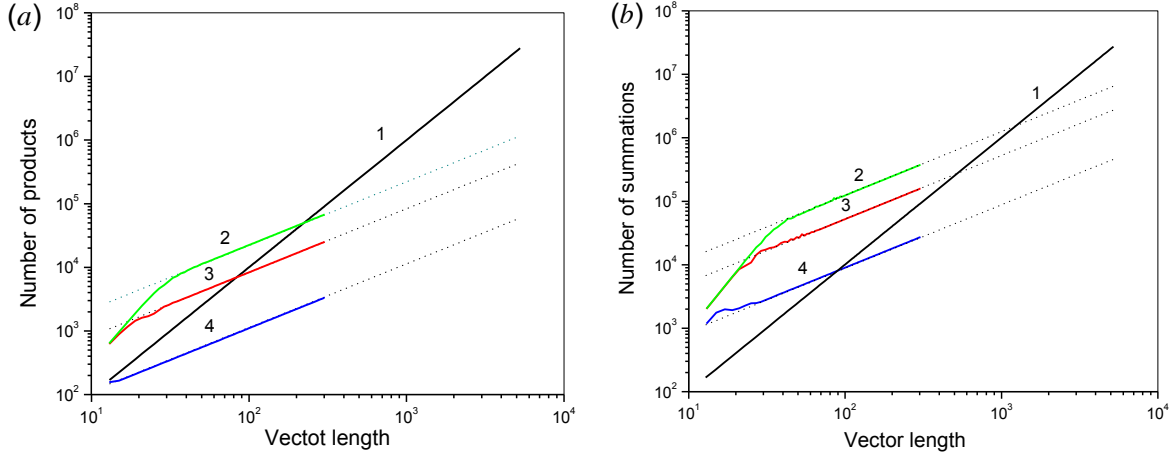


Fig. 4. Dependence of the number of elementary operations to multiply  $[A]_{N,N}^{-1}$  by a vector on the size of the matrix: (a) multiplications, (b) additions. Line 1 corresponds to conventional method of matrix by vector multiplication; line 2 corresponds to the proposed method with precision of 6 decimal digits, line 3 - 4 digits, and line 4 - 2 digits precision. Dashed lines show an asymptotic behavior.

As one can see from Fig. 4 for a given number of significant figures  $m$  in the inverse matrix components, number of elementary addition and multiplication operations required to compute the product of a matrix by a vector grows linearly with the size of the matrix and the computational complexity is significantly reduced for  $N^2 \gg 10^m$ .

Fig. 5 shows the relationship of the coefficients  $\alpha_x$  and  $\alpha_+$  to the number of significant figures in the coefficients of the inverse matrix  $[A]_{N,N}^{-1}$ .

To show that the above results do not depend on the  $\varepsilon$  being a variable or a constant, or on the grid having a constant step size, we examine the following system of differential equations:

$$u_{i,j}^k - 0.25 \cdot (\beta_{i-1,j} u_{i-1,j}^k + \beta_{i+1,j} u_{i+1,j}^k + \beta_{i,j-1} u_{i,j-1}^k + \beta_{i,j+1} u_{i,j+1}^k) = \rho_{i,j} \quad (3)$$

Even for the worst case, when the coefficients  $\beta_{i,j}$  are arbitrary numbers, the reduction in computational intensity remains the same as in above example.

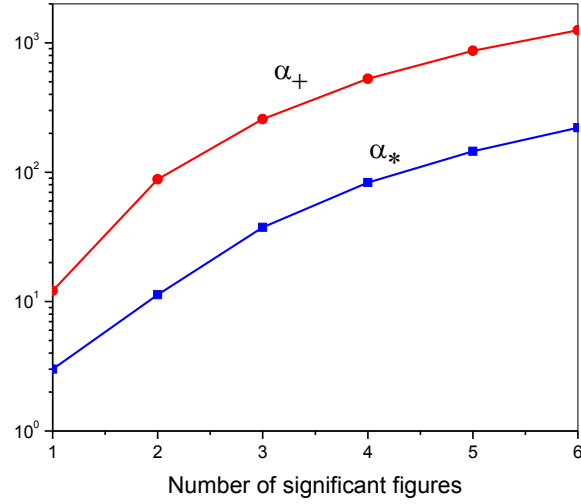


Fig. 5. Dependence of the coefficients  $\alpha_x$  and  $\alpha_+$  on the number of significant figures  $m$  in the inverse matrix  $[A]_{N,N}^{-1}$ .

### Numerical example

To demonstrate that the results do not depend on whether  $\varepsilon$  is a variable or a constant, or on whether the grid is uniform or non-uniform, let us examine this equation

$$\frac{\partial^2 u}{\partial x^2} + \frac{\partial^2 u}{\partial y^2} = (12x^2 - 6x) \cdot (y^3 - y^2) + (x^4 - x^3) \cdot (6y - 2) \quad (4)$$

defined on the domain  $0 \leq x \leq 1$ ,  $0 \leq y \leq 1$  with zero boundary conditions. The exact solution of this equation is

$$u = (x^4 - x^3) \cdot (y^3 - y^2) \quad (5)$$

Following the procedure described above we construct matrices corresponding to equation (4) with the number of grid points along each of the coordinate axes equal to  $n_x = n_y = 5, 11, 21, 41, 81$ . The resulting matrices are inverted and then the elements of each are rounded, leaving 1, 2, 3 and 6 digits after the decimal point. Then, the vectors corresponding to the right side of Eq. (5) and the boundary conditions (an example of such a vector is given in Fig. 3) are multiplied by the resulting matrices.

Fig. 7 shows the exact analytical solution of Eq. (4).

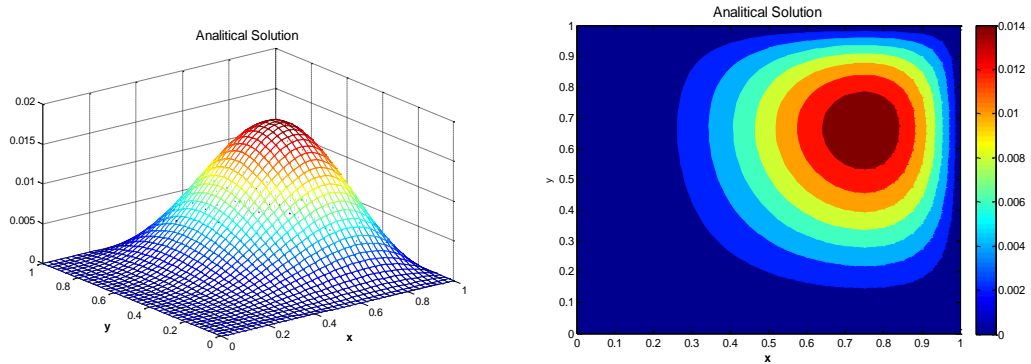


Figure 7. Analytical solution of Eq. (4).

Table 1 shows the error in the solution for grid size  $n_x = n_y = 5, 11, 21, 41, 81$  and rounding of the inverted matrix to 1, 2, 3, and 6 decimal places and without rounding. The error is computed as the maximum difference between the numerical and exact solutions over all points of the grid, divided by the maximum value of the exact solution.

$$\varepsilon = \frac{\max |u_{i,j}^{anal} - u_{i,j}^{num}|}{\max |u_{i,j}^{anal}|} \quad (6)$$

Rounding	Error				
	$n_x=n_y=5$	$n_x=n_y=11$	$n_x=n_y=21$	$n_x=n_y=41$	$n_x=n_y=81$
Digits after decimal point					
1	0.0569	0.0352	0.0292	0.02843	0.02829
2	0.0658	0.0112	0.0038	0.00276	0.00277
3	0.0658	0.0105	0.0026	0.00074	0.00027
5	0.0658	0.0107	0.0026	0.00065	0.00016
Without rounding	0.0658	0.0107	0.0026	0.00065	0.00016

As one can see, two or three digits after the decimal point are sufficient for a reasonably accurate approximation of the exact solution by the numerical result.

It must be stressed that in the last few decades several algorithms have been developed which allow for reductions in the number of multiplication and addition steps required to multiply two matrices. Pan proposes an algorithm [4] in which the multiplication of two  $n \times n$  matrices requires  $n^{2.81}$  multiplication and  $7 \cdot n^{2.81}$  addition operations. Other algorithms were proposed in [5 - 8] with number of operations reduced by not more than the order of  $\sim n^{2.37}$ . These algorithms are complex and practically unused.

### Computational complexity of Dourbal method compared to conventional iteration methods

There are two most widely used conventional iterative methods for solving linear systems of equations (2) - successive over-relaxation (SOR) and Seidel [9]. As it is shown in [9] the number of iterations is proportional to the required solution accuracy  $\varepsilon$  (6) and number of elements of the matrix (2) size  $N = n_x \cdot n_y$ :

$$I_{N,\varepsilon} \approx \frac{2N}{\pi} \ln\left(\frac{1}{\varepsilon}\right) = \frac{2 \ln(10)}{\pi} m \cdot N \quad (7)$$

Here  $\varepsilon = 10^{-m}$ .

Therefore the number of elementary mathematical operations for one iteration in (2) is  $S_1 = 5N$ , and the total number of elementary operations is:

$$S_{I,total} = S_1 \cdot I_{N,\varepsilon} = \frac{10 \ln(10)}{\pi} m \cdot N^2 \quad (8)$$

The Dourbal method is direct. It performs fast multiplication of inverse matrix (3). Asymptotic number of elementary product and summation operations is:

$$S_{D,prod} = 2.5m^{2.5} \cdot N \text{ for elementary products,} \quad (9)$$

and

$$S_{D,sum} = 14.2m^{2.5} \cdot N \text{ for elementary summations} \quad (10)$$

From (8) it is seen that the number of elementary operations in conventional iterative methods grows proportionally to  $N^2$ . This is comparable to the conventional direct method. The Dourbal method exhibits grows proportional to  $N$  as it can be seen from (9) and (10) and can be used where fast solutions are required.

## Conclusions:

- Usage of the fast matrix - vector multiplication method significantly reduces computational complexity of numerical solution of partial differential equations. Number of addition and multiplication operations grows linearly with vector size  $N$  and is proportional to  $m^{2.5}$ , where  $m$  is a decimal precision - a number of significant figures in matrix coefficients.
- It is sufficient to retain two or three decimal places of precision in the representation of the inverse matrix in order to obtain a numerical result of good accuracy.
- The fast matrix or tensor by vector multiplication method developed by Dourbal [1,2] can be successfully applied to other problems in mathematical physics.

## References:

- [1] Pavel Dourbal. " Synthesis of fast multiplication algorithms for arbitrary tensors." arXiv:1602.07008.
- [2] Pavel Dourbal. " Method and apparatus for fast digital filtering and signal processing." US Patent Application # 14/748541, June 24, 2015.
- [3] Saad Y., "Iterative Methods for Sparse Linear Systems", N.Y.: PWS Publ., 1996. 547 p.
- [4] Pan V. Ya., "Strassen's algorithm is not optimal — trilinear technique of aggregating uniting and canceling for constructing fast algorithms for matrix operations", Proc. 19th Annual Symposium on Foundations of Computer Science, Ann Arbor, Mich., 1978.
- [5] Bini D., Capovani M., Lotti G., Romani F., " $\mathcal{O}(n^{2.7799})$  complexity for approximate matrix multiplication". — Inform. Process. Lett., 1979.
- [6] Schonhage A., "Partial and total matrix multiplication", SIAM J. Comput., 1981.
- [7] Don Coppersmith and Shmuel Winograd, "Matrix multiplication via arithmetic progressions", Journal of Symbolic Computation, 9 p. 251–280, 1990.
- [8] Virginia Vassilevska, Ryan Williams: Finding, Minimizing, and Counting Weighted Subgraphs. SIAM J. Comput. 42(3): 831-854 (2013).
- [9] Louis A. Hageman, David M. Young, "Applied Iterative Methods" Academic Press 1981.