

# Network MIMO: Transmitters with no CSI Can Still be Very Useful

Paul de Kerret and David Gesbert Mobile Communication Department, Eurecom,  
`{dekerret, gesbert}@eurecom.fr`

## Abstract

In this paper<sup>1</sup> we consider the Network MIMO channel under so-called Distributed Channel State Information at the Transmitters (D-CSIT). In this setting, the precoder is designed in a distributed manner at each Transmitter (TX) on the basis of the locally available multi-user channel estimates. Although the use of simple Zero-Forcing (ZF) was recently shown to reach the optimal DoF for a BC under noisy, yet centralized CSIT, it can turn very inefficient when faced with D-CSIT: The number of Degrees-of-Freedom (DoF) achieved is then limited by the worst CSI accuracy across TXs. To circumvent this effect, we develop a new robust transmission scheme improving the DoF. A surprising result is uncovered by which, in the regime of so-called weak CSIT, the proposed scheme is shown to achieve the DoF of a genie aided network that centralizes the CSI available at the best informed TX. Hence, even TXs without CSIT can be useful in lifting the DoF. Building upon the insight obtained in the weak CSIT regime, we develop a general DCSI-robust scheme which improves over the DoF obtained by conventional ZF approach in an arbitrary CSI quality regime.

## I. INTRODUCTION

Multiple-antennas at the TX can be exploited to serve multiple users at the same time, thus offering a strong DoF improvement over time-division schemes [1]. This DoF improvement is however critically dependent on the accuracy of the CSIT. Indeed, the absence of CSIT is known to lead to the complete loss of the DoF improvement in the case of an isotropic BC [2]. Going further, a long standing conjecture by Lapidath, Shamai, and Wigger [3] has been

<sup>1</sup>D. Gesbert and P. de Kerret are supported by the European Research Council under the European Union's Horizon 2020 research and innovation program (Agreement no. 670896).

recently settled in [4] by showing that a scaling of the CSIT error in  $P^{-\alpha}$  for  $\alpha \in [0, 1]$  leads to a DoF of  $1 + (K - 1)\alpha$  in the  $K$  antennas BC.

Another recent line of work in the area of BC with limited feedback has been focused on the exploitation of delayed CSI on the TX side. This research area was triggered by the seminal work from Maddah-Ali and Tse [5] where it was shown that completely outdated CSIT could still be exploited via a multi-phase protocol involving the retransmission of the interference generated. While the original model considered completely outdated CSIT, a large number of works have developed generalized schemes for the case of partially outdated [6], [7], alternating [8], or evolving CSIT [9], to name just a few.

In all the above literature, however, *centralized* CSIT is typically assumed, i.e., precoding is done on the basis of a *single* imperfect/outdated channel estimate being common at *every* transmit antenna. Although meaningful in the case of a BC with a single transmit device, this assumption can be challenged when the joint precoding is carried out across distant TXs linked by heterogeneous and imperfect backhaul links, as in the Network MIMO context. In this case, it is expected that the CSI exchange will introduce further delay and quantization noise such that it becomes necessary to study the impact of *TX dependent* CSI noise.

In order to account for TX dependent feedback limitations, a *distributed CSIT* model was introduced in [10] where each TX  $j$  receives its own multi-user imperfect estimate  $\hat{\mathbf{H}}^{(j)}$  on the basis of which it designs its transmit coefficients, without additional communications with the other TXs. The finite-SNR performance of regularized ZF under D-CSIT has been computed in the large system limit in [11] while heuristic robust precoding schemes have been provided in [12], [13] for practical cellular networks. In [14], [15], Interference Alignment with distributed CSIT is studied and methods to reduce the required CSIT gaining at each TX are provided.

In terms of DoF, it was shown in [10] that using a conventional ZF precoder (regularized or not) leads to a severe DoF degradation caused by the lack of a consistent CSI shared by the cooperating TXs and a two-user specific scheme was proposed to lift the DoF.

In this work, we study DoF achievability and bounds for a general  $K$ -user Network MIMO channel with D-CSIT. More precisely, our main results read as follows.

- In a weak CSIT regime, which will be defined rigorously below, we obtain the surprising result that a proposed DCSI-robust precoding scheme is able to achieve the same DoF as a genie aided setting in which all TXs share the knowledge of the most accurate CSI estimate.

- In the arbitrary CSIT regime, the above D-CSIT robust scheme is extended, helping lift the DoF substantially above what is achieved by conventional ZF precoding.

*Notations:* We will use  $\doteq$  to denote exponential equality, i.e., we write  $f(P) \doteq P^x$  to denote  $\lim_{P \rightarrow \infty} \frac{\log f(P)}{\log P} = x$ . The exponential inequalities  $\dot{\leq}$  and  $\dot{\geq}$  are defined in the same way.

## II. SYSTEM MODEL

### A. Transmission Model

We study a communication system where  $K$  TXs jointly serve  $K$  Receivers (RXs) over a multi-user MIMO channel. We consider that each TX is equipped with a single-antenna. Each RX is also equipped with a single antenna and treats interference as noise. We further assume that the RXs have perfect CSI so as to focus on the impact of the imperfect CSI on the TX side.

The signal received at RX  $i$  is written as

$$y_i = \mathbf{h}_i^H \mathbf{x} + z_i \quad (1)$$

where  $\mathbf{h}_i^H \in \mathbb{C}^{1 \times K}$  is the channel to user  $i$ ,  $\mathbf{x} \in \mathbb{C}^{K \times 1}$  is the transmitted multi-user signal, and  $z_i \in \mathbb{C}$  is the additive noise at RX  $i$ , being independent of the channel and the transmitted signal, and distributed as  $\mathcal{N}_{\mathbb{C}}(0, 1)$ . Furthermore, the transmitted signal  $\mathbf{x}$  fulfills an average sum power constraint  $\mathbb{E}[\|\mathbf{x}\|^2] \leq P$ .

We further define the channel matrix  $\mathbf{H} \triangleq [\mathbf{h}_1, \dots, \mathbf{h}_K]^H \in \mathbb{C}^{K \times K}$ . The channel is assumed to be drawn from a continuous ergodic distribution such that all the channel matrices and all their sub-matrices are full rank with probability one.

### B. Distributed CSIT Model

The D-CSIT setting differs from the conventional centralized one in that each TX receives a possibly different (global) CSI based on which it designs its own transmission parameters without any additional communication to the other TXs. Specifically, TX  $j$  receives the imperfect multi-user channel estimate  $\hat{\mathbf{H}}^{(j)} = [\hat{\mathbf{h}}_1^{(j)}, \dots, \hat{\mathbf{h}}_K^{(j)}]^H \in \mathbb{C}^{K \times K}$  where  $(\hat{\mathbf{h}}_i^{(j)})^H$  refers to the estimate of the channel from all TXs to user  $i$ , at TX  $j$ .

TX  $j$  then designs its transmit coefficients solely as a function of  $\hat{\mathbf{H}}^{(j)}$  and the statistics of the channel. The imperfect channel estimate at TX  $j$  is modeled as

$$\hat{\mathbf{H}}^{(j)} \triangleq \mathbf{H} + P^{-\alpha^{(j)}} \mathbf{\Delta}^{(j)} \quad (2)$$

with  $\Delta^{(j)} \in \mathbb{C}^{K \times K}$  having its elements drawn i.i.d. from a continuous ergodic distribution with zero mean and finite correlation matrix, and all the CSI noise error terms  $\Delta^{(j)}$  being independent of each other.

The scalar  $\alpha^{(j)}$  is called the *CSIT scaling coefficient* at TX  $j$ . It takes its value in  $[0, 1]$  where  $\alpha^{(j)} = 0$  corresponds to a CSIT being essentially useless in terms of DoF while  $\alpha^{(j)} = 1$  corresponds to a CSIT being essentially perfect in terms of DoF [4], [16].

The distributed CSIT quality is represented through the multi-user CSIT scaling vector  $\alpha \in \mathbb{R}^K$  defined as

$$\alpha \triangleq \begin{bmatrix} \alpha^{(1)} \\ \vdots \\ \alpha^{(K)} \end{bmatrix}. \quad (3)$$

### C. Degrees-of-Freedom Analysis

Let us denote by  $\mathcal{C}(P)$  the sum capacity. The optimal sum DoF in this distributed CSIT scenario is denoted by  $\text{DoF}^{\text{DCSI}}(\alpha)$  and defined by

$$\text{DoF}^{\text{DCSI}}(\alpha) \triangleq \lim_{P \rightarrow \infty} \frac{\mathcal{C}(P)}{\log_2(P)}. \quad (4)$$

## III. MAIN RESULTS

As one of the key observations made in this paper, we found that the DoF achievable in a BC with distributed CSIT quite depends on the CSI quality regime. To this end, notions of “weak CSIT” regime and “arbitrary CSIT regime” are introduced to characterize the interval in which the CSI scaling coefficients  $\alpha^{(j)}$  are allowed to take their values. We first provide results for the weak CSIT regime and then move on to the arbitrary CSIT regime.

The weak CSIT regime is defined as follows:

**Definition 1.** *In the  $K$ -user Network MIMO with distributed CSIT and  $K \geq 2$ , we define the weak CSIT regime as comprising all the CSIT configurations satisfying that*

$$\max_{j \in \{1, \dots, K\}} \alpha^{(j)} \leq \frac{1}{1 + K(K - 2)}. \quad (5)$$

### A. Weak CSIT Regime

We first provide an achievable DoF result. The proposed scheme is described in Section V and a discussion on matching outer bounds is then provided in Section VII.

**Theorem 1.** *In the  $K$ -user Network MIMO with distributed CSIT, the optimal sum DoF in the weak CSIT regime satisfies*

$$\text{DoF}^{\text{DCSI}}(\boldsymbol{\alpha}) \geq 1 + (K - 1) \max_{j \in \{1, \dots, K\}} \alpha^{(j)}. \quad (6)$$

*Proof:* See the scheme description in Section V. ■

Quite surprisingly, it can be seen that the DoF expression only depends on the best CSIT accuracy among all TXs. This indicates that even TXs with no CSI are useful in lifting the DoF in a decentralized setting as the DoF increases with the value of  $K$ . This result is in sharp contrast with the performance obtained using a conventional ZF approach, for which the DoF is shown in [10] to be limited by the worst accuracy across the TXs (more precisely to be equal to  $1 + (K - 1) \min_j \alpha^{(j)}$  when considering successive decoding), although the ZF approach was recently shown to be DoF optimal for the BC under centralized CSIT setting.

### B. Achievable DoF for Arbitrary CSIT Regime with $K = 3$

The case of  $K = 2$  users is studied in [10] and it is shown that it is possible to achieve the DoF  $1 + \max(\alpha^{(1)}, \alpha^{(2)})$ . Determining a counterpart DoF expression in the case of  $K = 3$  is one of the main objectives of this work.

**Theorem 2.** *In the 3-user Network MIMO with distributed CSIT and  $\alpha^{(1)} \geq \alpha^{(2)} \geq \alpha^{(3)}$ , it holds that*

$$\text{DoF}^{\text{DCSI}}(\boldsymbol{\alpha}) \geq \begin{cases} 1 + 2\alpha^{(1)} & \text{if } \alpha^{(1)} \leq \frac{1}{4} \\ 3 \frac{2\alpha^{(1)} - \alpha^{(2)} + 2\alpha^{(1)}\alpha^{(2)}}{4\alpha^{(1)} - \alpha^{(2)}} & \text{if } \alpha^{(1)} \geq \frac{1}{4}. \end{cases} \quad (7)$$

*Proof:* See the scheme description in Section VI. ■

The DoF achieved with the proposed scheme is illustrated in Fig. 1.

## IV. PRELIMINARIES: ACTIVE-PASSIVE ZERO FORCING

The proposed DCSI-robust transmission schemes relies on several ingredients which are (i) Active-Passive (AP) ZF precoding, (ii) interference quantization, and (iii) superposition coding.

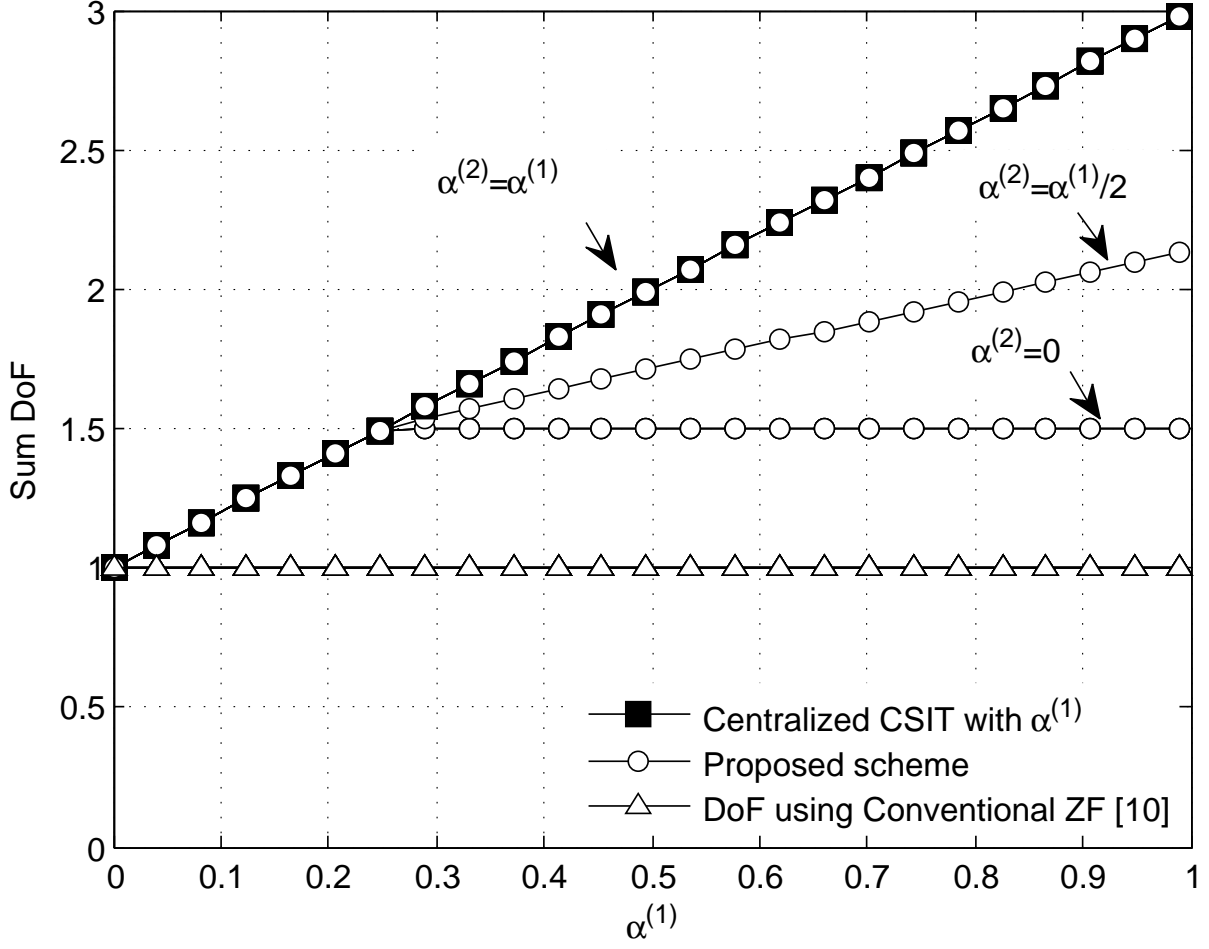


Fig. 1: Sum DoF as a function of  $\alpha^{(1)}$ . The DoF achieved is presented for exemplary values of  $\alpha^{(2)}$ , while the value of  $\alpha^{(3)}$  is set to 0.

AP-ZF was first introduced with a single so-called passive TX in [10] and we present below a generalization to more passive TXs.

Let us consider a setting in which  $K$  single-antenna TXs aim to send  $K - n$  streams to serve one user (e.g., a user having  $K - n$  antennas) while zero-forcing interference to  $n$  other users. The channel from the  $K$  TXs to the interfered users is denoted by  $\mathbf{H} \in \mathbb{C}^{n \times K}$  and we assume that an estimate  $\hat{\mathbf{H}}^{(j)} \in \mathbb{C}^{n \times K}$  is available at TX  $j$ , for  $j \in \{1, \dots, K\}$  TXs. Without loss of generality, the first  $n$  TXs are chosen as the so-called *active TXs* while the remaining  $K - n$  TXs are the so-called *passive TXs*.

The setting considered is shown schematically in Fig. 2.

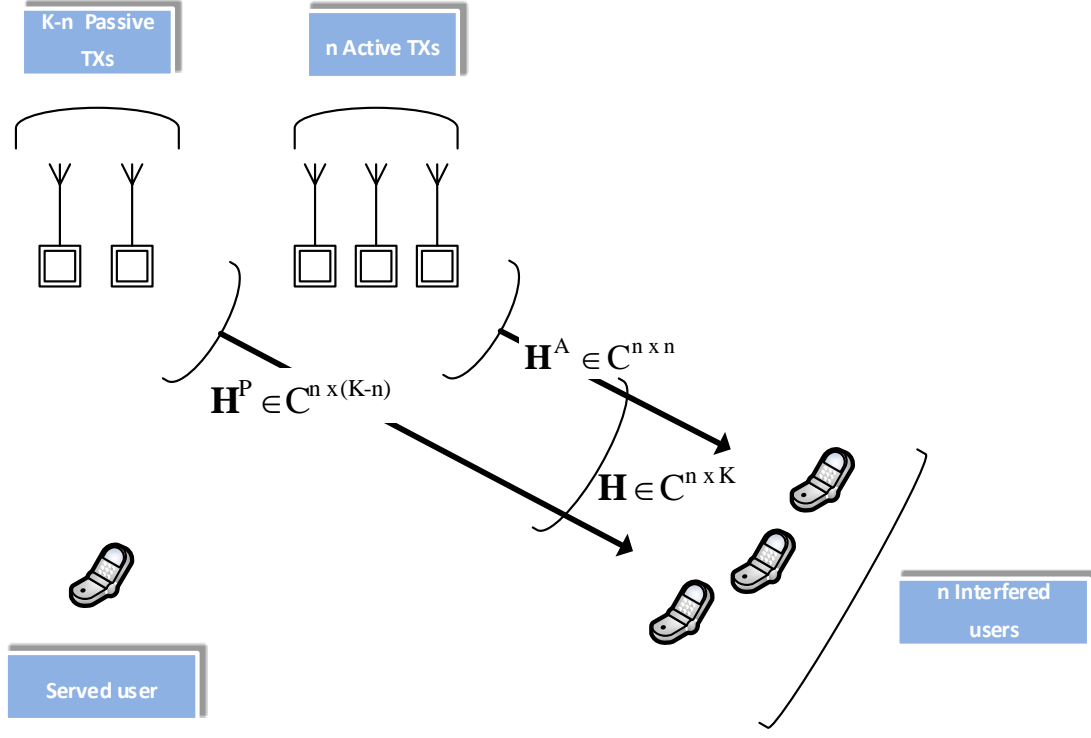


Fig. 2: Illustration of the transmission scenario considered for AP-ZF.

At TX  $j$ , we define the estimated *active channel* as the channel coefficients from the active TXs, denoted by  $\hat{\mathbf{H}}_A^{(j)} \in \mathbb{C}^{n \times n}$ , and the estimated *passive channel* as the channel coefficients from the passive TXs, denoted by  $\hat{\mathbf{H}}_P^{(j)} \in \mathbb{C}^{n \times (K-n)}$ , such that

$$\hat{\mathbf{H}}^{(j)} = \begin{bmatrix} \hat{\mathbf{H}}_A^{(j)} & \hat{\mathbf{H}}_P^{(j)} \end{bmatrix}. \quad (8)$$

The AP-ZF precoder computed at TX  $j$  is then denoted by  $\lambda^{\text{APZF}} \mathbf{T}^{\text{APZF}(j)} \in \mathbb{C}^{K \times K-n}$ , where  $\lambda^{\text{APZF}}$  is used to satisfy an average sum power constraint (see its exact value in (13)). The part of the precoder which should be implemented at the active TXs, denoted by  $\mathbf{T}^{A(j)} \in \mathbb{C}^{n \times K-n}$ , is called the *active precoder*, while the part of the precoder implemented at the passive TXs, denoted by  $\mathbf{T}^P \in \mathbb{C}^{(K-n) \times (K-n)}$ , is the *passive precoder*, such that

$$\mathbf{T}^{\text{APZF}(j)} = \begin{bmatrix} \mathbf{T}^{A(j)} \\ \mathbf{T}^P \end{bmatrix}. \quad (9)$$

The passive precoder  $\mathbf{T}^P$  is arbitrarily chosen as any full rank matrix known to all TXs while the active precoder  $\mathbf{T}^{A(j)}$  is computed as

$$\mathbf{T}^{A(j)} = \lambda^{\text{APZF}} \left( (\hat{\mathbf{H}}_A^{(j)})^H \hat{\mathbf{H}}_A^{(j)} + \frac{1}{P} \mathbf{I}_n \right)^{-1} (\hat{\mathbf{H}}_A^{(j)})^H \hat{\mathbf{H}}_P^{(j)} \mathbf{T}^P \quad (10)$$

where  $P$  is the available average transmit power.

Due to the distributed precoding assumption, the effective AP-ZF precoder is

$$\mathbf{T}^{\text{APZF}} \triangleq \lambda^{\text{APZF}} \begin{bmatrix} \mathbf{e}_1^H \mathbf{T}^{\text{APZF}(1)} \\ \vdots \\ \mathbf{e}_n^H \mathbf{T}^{\text{APZF}(n)} \\ \mathbf{T}^P \end{bmatrix}. \quad (11)$$

where the normalization coefficient  $\lambda^{\text{APZF}}$  is chosen as

$$\lambda^{\text{APZF}} \triangleq \frac{\sqrt{P}}{\mathbb{E} \left[ \left\| \begin{bmatrix} ((\mathbf{H}_A)^H \mathbf{H}_A + \frac{1}{P} \mathbf{I}_n)^{-1} (\mathbf{H}_A)^H \mathbf{H}_P \mathbf{T}^P \\ \mathbf{T}^P \end{bmatrix} \right\|_F^2 \right]}. \quad (12)$$

This normalization constant  $\lambda^{\text{APZF}}$  requires only statistical CSI and can hence be applied at every TX. It ensures that an average sum power constraint is fulfilled, i.e., that

$$\mathbb{E} [\|\mathbf{T}^{\text{APZF}}\|_F^2] = P. \quad (13)$$

The two following results can be easily shown from the precoder design as follows.

**Lemma 1.** *The AP-ZF precoder with  $K - n$  passive TXs and  $n$  active TXs is of rank  $K - n$ .*

*Proof:* The passive precoder was chosen such that  $\mathbf{T}^P$  is full rank, i.e., of rank  $n - k$ . The active TX  $\mathbf{T}^A$  is a linear combination of  $\mathbf{T}^P$  such that the AP-ZF precoder is exactly of rank  $K - n$ . ■

**Lemma 2.** *If  $\hat{\mathbf{H}}^{(j)} \triangleq \mathbf{H} + P^{-\alpha^{(j)}} \Delta^{(j)}, \forall j \in \{1, \dots, K\}$  with  $\Delta^{(j)}$  being drawn i.i.d. from a continuous ergodic distribution with zero mean and finite correlation matrix, and  $\alpha^{(j)} \in [0, 1]$ .*

*It then holds that*

$$\left\| \mathbf{H}^H \frac{\mathbf{T}^{\text{APZF}}}{\|\mathbf{T}^{\text{APZF}}\|_F} \right\|_F^2 \leq P^{-\min_{j \in \{1, \dots, n\}} \alpha^{(j)}}. \quad (14)$$



*Proof:* Following a similar approach as in [10], we can use the well-known resolvent identity [17, Lemma 6.1] to approximate the matrix inverse and show that

$$\left\| \frac{\mathbf{T}^{\text{APZF}(j)}}{\|\mathbf{T}^{\text{APZF}(j)}\|_F} - \frac{\mathbf{T}^{\text{APZF}\star}}{\|\mathbf{T}^{\text{APZF}\star}\|_F} \right\|_F^2 \stackrel{\cdot}{\leq} P^{-\alpha^{(j)}} \quad (15)$$

where  $\mathbf{T}^{\text{APZF}\star}$  denotes the AP-ZF precoder based on perfect CSIT. It then follows that

$$\left\| \mathbf{H}^H \frac{\mathbf{T}^{\text{APZF}}}{\|\mathbf{T}^{\text{APZF}}\|_F} \right\|_F^2 = \left\| \mathbf{H}^H \left( \frac{\mathbf{T}^{\text{APZF}}}{\|\mathbf{T}^{\text{APZF}}\|_F} - \frac{\mathbf{T}^{\text{APZF}\star}}{\|\mathbf{T}^{\text{APZF}\star}\|_F} \right) \right\|_F^2 \quad (16)$$

$$\leq \|\mathbf{H}\|_F^2 \left\| \frac{\mathbf{T}^{\text{APZF}}}{\|\mathbf{T}^{\text{APZF}}\|_F} - \frac{\mathbf{T}^{\text{APZF}\star}}{\|\mathbf{T}^{\text{APZF}\star}\|_F} \right\|_F^2 \quad (17)$$

$$\leq \|\mathbf{H}\|_F^2 \left( \sum_{j=1}^n \left\| \frac{\mathbf{T}^{\text{APZF}(j)}}{\|\mathbf{T}^{\text{APZF}(j)}\|_F} - \frac{\mathbf{T}^{\text{APZF}\star}}{\|\mathbf{T}^{\text{APZF}\star}\|_F} \right\|_F^2 \right) \quad (18)$$

$$\stackrel{\cdot}{\leq} P^{-\min_{j \in \{1, \dots, n\}} \alpha^{(j)}}. \quad (19)$$

■

The interpretation behind this result is that the interference attenuation of AP-ZF precoding is only limited by the CSIT accuracy at the active TXs, and does not depend on the CSI accuracy at the passive TXs.

## V. WEAK CSIT REGIME: ACHIEVABLE SCHEME

We consider now the weak CSIT regime and we describe the transmission scheme achieving the DoF expression given in Theorem 1. We then verify that this transmission scheme achieves the claimed DoF. Without loss of generality, we assume that the TX with the best CSIT accuracy is TX 1, i.e., that  $\alpha^{(1)} = \max_{j \in \{1, \dots, K\}} \alpha^{(j)}$ .

### A. Encoding

The DCSI-robust transmission scheme consists in only one channel use during which  $K - 1$  data symbols of rate  $\alpha^{(1)} \log_2(P)$  are sent to *each* user (leading thus to  $K(K - 1)$  data symbols being sent in one channel use), while a symbol of data rate  $(1 - \alpha^{(1)}) \log_2(P)$  is broadcast to all users. However, the information which is contained in this broadcast symbol is not only composed of information bits destined to one user, but is also composed of side information necessary for decoding the other data symbols, as it will be detailed below in Subsection V-B.

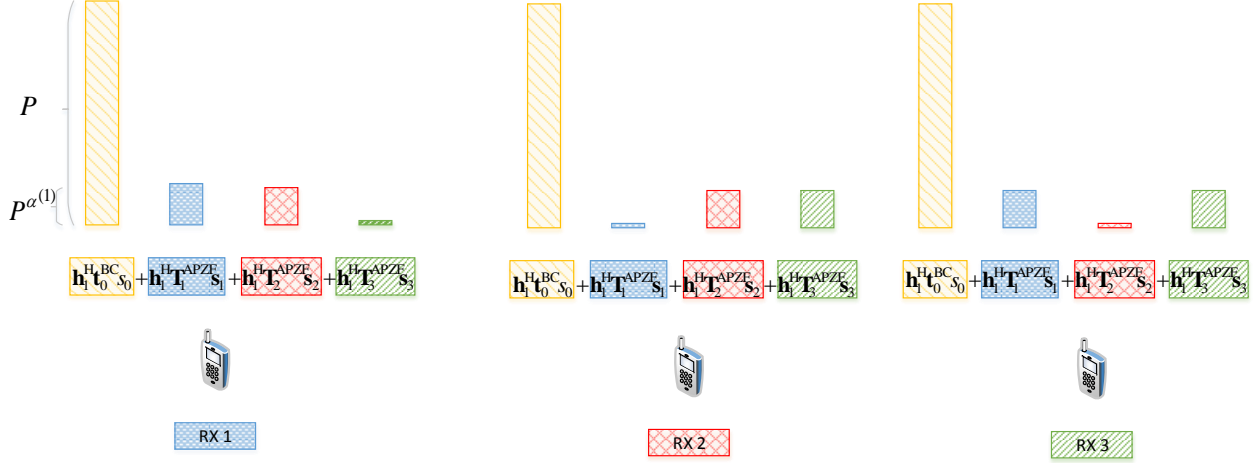


Fig. 3: Illustration of the transmission scheme for the weak CSIT regime in the case of  $K = 3$  users.

The data symbols destined to user  $i$  are denoted by  $s_i \in \mathbb{C}^{K-1}$  while the broadcast data symbol is denoted by  $s_0 \in \mathbb{C}$ .

We now detail the precoding:

- The data symbols  $s_i$  are transmitted using the precoding matrix  $\mathbf{T}_i^{\text{APZF}} \in \mathbb{C}^{K \times (K-1)}$  with the power  $P^{\alpha(1)}/K$  for each user  $i \in \{1, \dots, K\}$ . The precoder  $\mathbf{T}_i^{\text{APZF}}$  is the AP-ZF precoder described in Section IV, with the interference being zero-forced at a single user, user  $\overline{i+1}$  where  $\overline{k} = k - 1 \bmod [K] + 1$ , and with TX 1 being the only active TX.
- The data symbol  $s_0$  is broadcast with the power  $P - P^{\alpha(1)}$  from TX 1 only. Hence  $s_0$  is sent using beamforming vector:

$$\mathbf{t}_0^{\text{BC}} \triangleq \begin{bmatrix} 1 \\ \mathbf{0}_{K-1} \end{bmatrix}. \quad (20)$$

The signal received at user  $i$  is then

$$y_i = \underbrace{\mathbf{h}_i^H \mathbf{t}_0^{\text{BC}} s_0}_{\sim P} + \underbrace{\mathbf{h}_i^H \sum_{k=1, k \neq i, k \neq \overline{i-1}}^K \mathbf{T}_k^{\text{APZF}} s_k}_{\sim P^{\alpha(1)}} + \underbrace{\mathbf{h}_i^H \mathbf{T}_{\overline{i-1}}^{\text{APZF}} s_{\overline{i-1}}}_{\sim P^0} \quad (21)$$

where we have written under the bracket the power scaling and where the noise term has been neglected for clarity. The last term in (21) scales as  $P^0$  because the interference has been attenuated by  $P^{-\alpha(1)}$  due to AP-ZF with TX 1 being the only active TX, as shown in Lemma 2.

The transmission is illustrated in Fig. 3.

### B. Interference Quantization

It remains to determine what information is contained in  $s_0$ . Indeed, a part of the bits transmitted through  $s_0$  are formed by the quantization of interferences terms generated by the data symbols  $s_i$ .

More precisely, TX 1 uses its locally available CSI to form the terms  $(\hat{\mathbf{h}}_i^{(1)})^H \mathbf{T}_k^{\text{APZF}} \mathbf{s}_k$  for  $k \neq i, k \neq \overline{i-1}$  which it then quantizes using  $\alpha^{(1)} \log_2(P)$  bits for each term. Following well known results from rate-distortion theory [7], the distortion noise is known to remain at the noise floor as the SNR increases.

It can be seen from (21) that there are in total  $K(K-2)$  such interference terms. In the weak interference regime, it holds that  $K(K-2)\alpha^{(1)} \leq 1 - \alpha^{(1)}$  such that these  $K(K-2)\alpha^{(1)} \log_2(P)$  bits can be transmitted through the broadcast data symbol  $s_0$  of data rate  $(1 - \alpha^{(1)}) \log_2(P)$ . If the previous inequality is strict, these bits are completed with information bits destined to any particular user.

### C. Decoding and DoF Analysis

It remains to verify that this scheme leads to the claimed DoF. Let us consider without loss of generality the decoding at user 1 as the decoding at the other users will follow with a circular permutation of the user's indices.

Using successive decoding, the data symbol  $s_0$  is decoded first, followed by  $s_1$ .

The data symbol  $s_0$  of rate of  $(1 - \alpha^{(1)}) \log_2(P)$  can be decoded as its SINR can be seen in (21) to scale in  $P^{1-\alpha^{(1)}}$ .

Upon decoding  $s_0$ , the quantized interference  $(\hat{\mathbf{h}}_1^{(1)})^H \mathbf{T}_k^{\text{APZF}} \mathbf{s}_k, k \in \{2, \dots, K-1\}$  are obtained and can be subtracted from the received signal  $y_1$ . It remains to evaluate the impact over the DoF of the imperfect estimation at TX 1:

$$(\hat{\mathbf{h}}_1^{(1)})^H \mathbf{T}_k^{\text{APZF}} \mathbf{s}_k = \mathbf{h}_1^H \mathbf{T}_k^{\text{APZF}} \mathbf{s}_k + \underbrace{P^{-\alpha^{(1)}} (\delta_1^{(1)})^H \mathbf{T}_k^{\text{APZF}} \mathbf{s}_k}_{\sim P^0} \quad (22)$$

It follows from (22) that subtracting the quantized interference from the received signals allows to suppress the interference perfectly in terms of DoF.

*Remark 1.* Note that TX 1 knows perfectly the effective precoder used in the transmission as he is the only active TX.  $\square$

After having decoded  $s_0$  and subtracted the quantized interference terms, and upon neglecting the signals at the noise floor, the received signal at user 1 is then

$$y_1 = \mathbf{h}_1^H \mathbf{T}_1^{\text{APZF}} \mathbf{s}_1. \quad (23)$$

The quantized interference terms  $(\hat{\mathbf{h}}_i^{(1)})^H \mathbf{T}_1^{\text{APZF}(1)} \mathbf{s}_1, i = 3, \dots, K$ , which have been obtained through  $s_0$ , are then used to form a virtual received vector  $\mathbf{y}_1^v \in \mathbb{C}^{K-1}$  equal to

$$\mathbf{y}_1^v \triangleq \begin{bmatrix} \mathbf{h}_1^H \\ (\hat{\mathbf{h}}_3^{(1)})^H \\ \vdots \\ (\hat{\mathbf{h}}_K^{(1)})^H \end{bmatrix} \mathbf{T}_1^{\text{APZF}} \mathbf{s}_1. \quad (24)$$

Each component of  $\mathbf{y}_1^v$  has a SINR scaling in  $P^{\alpha^{(1)}}$  and the AP-ZF precoder is of rank  $K - 1$  (See Lemma 1) such that user 1 can decode its desired  $K - 1$  data symbols.

*Remark 2.* Interestingly, the above scheme builds on the principle of interference quantization and retransmission, which was exploited for the different context of precoding with delayed CSIT (see e.g. [6], [7]). In contrast, the distributed nature of the CSIT is exploited here such that the interference terms are estimated and transmitted from the TX having the most accurate CSIT, during the same channel use in which the interference terms were generated.  $\square$

## VI. ARBITRARY CSIT REGIME FOR $K = 3$

In the arbitrary CSIT setting, finding an efficient transmission scheme is made difficult by the fact that the CSIT configuration is characterized by  $K$  CSIT scaling coefficients, which leads to many CSIT regimes. As a consequence, we provide in the following an efficient heuristic scheme for the case of  $K = 3$  users. The main design principles directly extend to the general  $K$ -user setting, with the difference that the number of cases to differentiate from, will grow exponentially with the number of TXs. We start by describing the main principle of our scheme, before presenting in detail the transmission steps, and then analyzing the DoF achieved.

### A. Main Principle

Our transmission scheme starts with the same transmission as presented for the weak CSIT regime. If the transmission occurs in the weak CSIT regime, then the transmission ends and the scheme coincides with the scheme presented above. However, outside the weak CSIT regime, it is not possible to retransmit all the quantized interference terms in the same channel use as it then holds that  $K(K-2)\alpha^{(1)} > 1 - \alpha^{(1)}$ . Therefore, we choose to resort to a second phase of the transmission, in successive channel uses, to retransmit the quantized interference terms.

The second phase is similar to the first phase with the difference that the AP-ZF precoder is used with 2 active TXs (TX 1 and TX 2) and that the power  $P\alpha^{(2)}$  is used for the transmission. As a consequence, the interference generated are attenuated with a factor  $P^{-\alpha^{(2)}}$  at *both* interfered users. Indeed, AP-ZF with  $k$  active TXs is able to ZF interference at  $k$  users (See Section IV), and the interference attenuation is limited by the worst accuracy across the Active TXs (See Lemma 2). The reason for using this precoding scheme is that it creates no additional interference (in terms of DoF), such that the broadcast symbol can be used to retransmit the interference generated during the first time slot.

This second phase is repeated until all the interference terms generated during the first phase have been successfully transmitted.

*Remark 3.* As discussed later on in Section VII, the motivation behind the design of this second phase comes from the fact that it reaches to achieving the “centralized outerbound” when  $\alpha^{(2)} = \alpha^{(1)}$ . □

### B. Encoding

In the weak CSIT regime, the transmission scheme is set to the transmission scheme for the weak CSIT regime described in Section V. Therefore, we consider in the following that we are outside the weak CSIT regime. We remind the reader that we have assumed without loss of generality that the TX with the best CSIT accuracy is TX 1, i.e., that  $\alpha^{(1)} = \max_{j \in \{1, \dots, K\}} \alpha^{(j)}$ .

The transmission scheme consists then in two phases where the first phase is exactly the same as the transmission used for the weak CSIT regime. The sole difference being that, at the end of this phase, the users have received only a part of the quantized interference terms and are not able to decode their desired data symbols. Indeed, only  $(1 - \alpha^{(1)}) \log_2(P)$  bits have been transmitted, instead of the required  $K(K-2)\alpha^{(1)} \log_2(P)$  bits.

In the second phase, 1 data symbol of rate  $\alpha^{(2)} \log_2(P)$  is sent to each user for each channel use, while a symbol of data rate  $(1 - \alpha^{(2)}) \log_2(P)$  is broadcast to all users. The broadcast symbol contains the quantized interference of the first phase, as it will be detailed below. The users data symbols destined to user  $i$  are denoted by  $s'_i \in \mathbb{C}$  while the user's data symbol which is broadcast is denoted by  $s'_0 \in \mathbb{C}$ .

We will now present in detail how these user's data symbols are precoded.

- The user's data symbol  $s'_i$  is transmitted using the precoding matrix  $\mathbf{t}'_{i,\text{APZF}} \in \mathbb{C}^{3 \times 1}$  with the power  $P^{\alpha^{(2)}}/3$  for each user  $i \in \{1, 2, 3\}$ . The AP-ZF precoder  $\mathbf{t}'_{i,\text{APZF}}$  is designed with TX 1 and TX 2 being active TXs and TX 3 being a passive TX, and the interferences being zero-forced at both interfered users.
- The user's data symbol  $s'_0$  is broadcast with the power  $P - P^{\alpha^{(2)}}$  from TX 1 only, which is equivalently written as a transmission from all TXs using the beamforming  $\mathbf{t}'_0^{\text{BC}} = [1, 0, 0]^T$ .

The signal received at the users are then given by

$$\begin{aligned}
 y'_1 &= \underbrace{\mathbf{h}_1^H \mathbf{t}'_0^{\text{BC}} s'_0}_{\sim P} + \underbrace{\mathbf{h}_1^H \mathbf{t}'_1{}_{\text{APZF}} s'_1}_{\sim P^{\alpha^{(2)}}} + \underbrace{\mathbf{h}_1^H \mathbf{t}'_2{}_{\text{APZF}} s'_2 + \mathbf{h}_1^H \mathbf{t}'_3{}_{\text{APZF}} s'_3}_{\sim P^0} \\
 y'_2 &= \underbrace{\mathbf{h}_2^H \mathbf{t}'_0^{\text{BC}} s'_0}_{\sim P} + \underbrace{\mathbf{h}_2^H \mathbf{t}'_2{}_{\text{APZF}} s'_2}_{\sim P^{\alpha^{(2)}}} + \underbrace{\mathbf{h}_2^H \mathbf{t}'_1{}_{\text{APZF}} s'_1 + \mathbf{h}_2^H \mathbf{t}'_3{}_{\text{APZF}} s'_3}_{\sim P^0} \\
 y'_3 &= \underbrace{\mathbf{h}_3^H \mathbf{t}'_0^{\text{BC}} s'_0}_{\sim P} + \underbrace{\mathbf{h}_3^H \mathbf{t}'_3{}_{\text{APZF}} s'_3}_{\sim P^{\alpha^{(2)}}} + \underbrace{\mathbf{h}_3^H \mathbf{t}'_1{}_{\text{APZF}} s'_1 + \mathbf{h}_3^H \mathbf{t}'_2{}_{\text{APZF}} s'_2}_{\sim P^0}.
 \end{aligned} \tag{25}$$

where we have written under the bracket the power scaling for clarity, and where the noise realizations have been neglected. The last terms of the received signals scale as  $P^0$  because the interference have been attenuated by  $P^{-\alpha^{(2)}}$  by AP-ZF with TX 1 and TX 2 being Active TXs (See Lemma 2).

This transmission scheme is illustrated in Fig. 4.

### C. DoF Analysis

The broadcast data symbol contains the quantized interferences that are to be transmitted. It is first decoded and its contribution to the received signal is removed. This is possible as the SNR at each user scales in  $P^{1-\alpha^{(2)}}$ . Each user can then decode its desired symbol from the received signal with an SINR scaling in  $P^{\alpha^{(2)}}$ . Thus, a sum DoF equal to  $3\alpha^{(2)}$  is achieved during each channel use of the second phase.

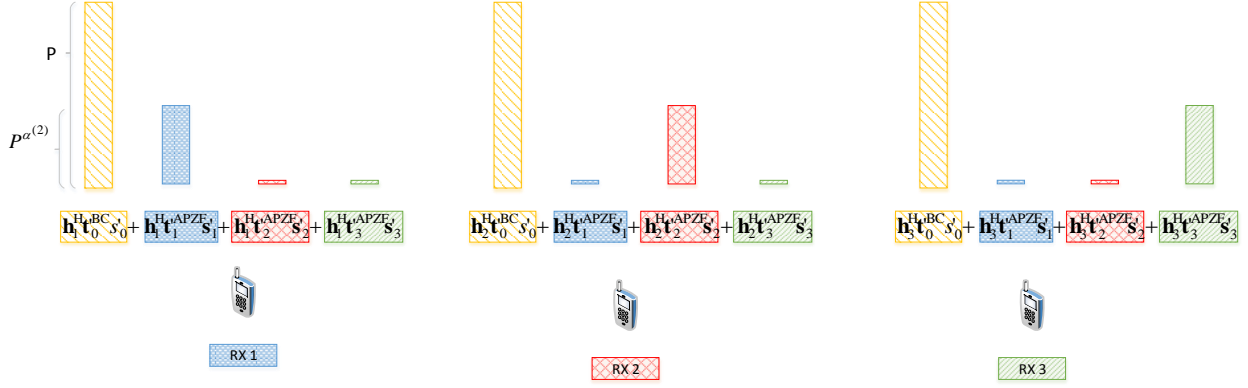


Fig. 4: Illustration of the second phase of the transmission in the arbitrary CSIT regime for  $K = 3$ .

This second phase lasts until the totality of the quantized interference have been successfully transmitted through the broadcast symbol, i.e., during  $\lceil (4\alpha^{(1)} - 1)/(1 - \alpha^{(2)}) \rceil$  channel uses. The impact of the ceiling operator is made arbitrary small by repeating the first phase  $n_1$  times and the second phase  $n_2$  times, with  $n - 1$  and  $n_2$  chosen such that  $(4\alpha^{(1)} - 1)/(1 - \alpha^{(2)})$  is arbitrarily close to its next integer. For clarity, we omit in the following the ceiling operator.

A sum DoF of  $6\alpha^{(1)}$  is achieved during the first phase (conditioned on the successful transmission of the quantized interferences) such that the total sum DoF is equal to

$$\frac{6\alpha^{(1)} + \frac{4\alpha^{(1)} - 1}{1 - \alpha^{(2)}}}{1 + \frac{4\alpha^{(1)} - 1}{1 - \alpha^{(2)}}} = 3 \frac{2\alpha^{(1)} - \alpha^{(2)} + 2\alpha^{(1)}\alpha^{(2)}}{4\alpha^{(1)} - \alpha^{(2)}} \quad (26)$$

which is the claimed DoF.

## VII. OUTERBOUND

The comparison of the distributed CSIT configuration and the centralized one leads to the following conjecture.

**Conjecture 1.** *In the  $K$ -user Network MIMO channel with distributed CSIT, the optimal DoF is upperbounded by the DoF achieved in a centralized CSIT configuration where all the TXs share the most accurate estimate, i.e.,*

$$\text{DoF}^{\text{DCSI}}(\alpha) \leq \text{DoF}^{\text{CCSI}} \left( \max_{j \in \{1, \dots, K\}} \alpha^{(j)} \right), \quad (27)$$

where  $\text{DoF}^{\text{CSI}}(\alpha)$  denotes the DoF achieved in a centralized CSIT configuration with the CSIT scaling coefficient  $\alpha$ , and is shown in [4] to be equal to

$$\text{DoF}^{\text{CSI}}(\alpha) = 1 + (K - 1)\alpha. \quad (28)$$

As more information cannot be damageable, the DoF in the D-CSIT setting is upper bounded by a genie aided centralized setting where each TX obtains a copy of all other TX's CSI.

Our conjecture lies in the fact that acquiring multiple channel estimates with CSIT scaling coefficients  $\alpha^{(j)} \leq \alpha^{(1)}, j \in \{2, \dots, K\}$  does not help improve the DoF over the situation where a single estimate with the best CSIT scaling coefficient  $\alpha^{(1)}$  is available.

Comparing the conjectured outerbound with the achievable DoF expressions obtained leads to the two following corollaries.

**Corollary 1.** *Conditioned to the validity of Conjecture 1, the lower bound provided in Theorem 1 is tight.*

**Corollary 2.** *Conditioned to the validity of Conjecture 1, the lower bound provided in Theorem 2 for  $K = 3$  users is tight in the weak CSIT regime, and in any CSIT regime with  $\alpha^{(1)} = \alpha^{(2)}$ .*

## VIII. CONCLUSION

We have described a new DCSI-robust transmission schemes improving over the DoF achieved by conventional precoding approaches, when faced with distributed CSIT. We have uncovered the surprising result that in a certain “weak CSIT regime”, it is possible to achieve in a distributed CSIT configuration with CSIT handed at a single TX the same DoF as in a “centralized” configuration where this estimate is available at all TXs. Finally, we have formulated the conjecture that the genie-aided centralized setting consisting in letting all the TXs share the most accurate CSI estimate available across TXs is an outerbound for the initial distributed CSIT setting. Proving this conjecture would help in improving our understanding of the distributed CSIT and would confirm the DoF-optimality results presented in this work.

## REFERENCES

- [1] G. Caire and S. Shamai (Shitz), “On the achievable throughput of a multiantenna Gaussian broadcast channel,” *IEEE Trans. Inf. Theory*, vol. 49, no. 7, pp. 1691–1706, 2003.



- [2] S. A. Jafar and A. J. Goldsmith, "Isotropic fading vector broadcast channels: The scalar upper bound and loss in degrees of freedom," *IEEE Trans. Inf. Theory*, vol. 51, no. 3, pp. 848–857, Mar. 2005.
- [3] M. W. Amos Lapidath, Shlomo Shamai, "On the capacity of fading MIMO broadcast channels with imperfect transmitter side-information," 2006. [Online]. Available: <http://arxiv.org/pdf/cs/0605079.pdf>
- [4] A. G. Davoodi and S. A. Jafar, "Aligned image sets under channel uncertainty: Settling a conjecture by lapidoth, shamai and wigger on the collapse of degrees of freedom under finite precision CSIT," 2014. [Online]. Available: <http://arxiv.org/abs/1403.1541>
- [5] M. Maddah-Ali and D. Tse, "Completely stale transmitter channel state information is still very useful," *IEEE Trans. Inf. Theory*, vol. 58, no. 7, pp. 4418–4431, Jul. 2012.
- [6] T. Gou and S. Jafar, "Optimal use of current and outdated channel state information: Degrees of freedom of the MISO BC with mixed CSIT," *IEEE Communications Letters*, vol. 16, no. 7, pp. 1084–1087, Jul. 2012.
- [7] S. Yang, M. Kobayashi, D. Gesbert, and X. Yi, "Degrees of freedom of time correlated MISO broadcast channel with delayed CSIT," *IEEE Trans. Inf. Theory*, vol. 59, no. 1, pp. 315–328, Jan. 2013.
- [8] R. Tandon, S. A. Jafar, S. Shamai (Shitz), and H. V. Poor, "On the synergistic benefits of alternating CSIT for the MISO BC," *IEEE Trans. Inf. Theory*, vol. 59, no. 7, pp. 4106–4128, 2013.
- [9] J. Chen and P. Elia, "Toward the performance versus feedback tradeoff for the two-user MISO broadcast channel," *IEEE Trans. Inf. Theory*, vol. 59, no. 12, pp. 8336–8356, Dec. 2013.
- [10] P. de Kerret and D. Gesbert, "Degrees of freedom of the network MIMO channel with distributed CSI," *IEEE Trans. Inf. Theory*, vol. 58, no. 11, pp. 6806–6824, Nov. 2012.
- [11] Q. Li, P. de Kerret, D. Gesbert, and N. Gresset, "Robust regularized zf in decentralized broadcast channel with correlated csi noise," in *Proc. Allerton Conference on Communication, Control, and Computing (Allerton)*, 2015.
- [12] P. de Kerret, R. Fritzsche, D. Gesbert, and U. Salim, "Robust precoding for network MIMO with hierarchical CSIT," in *Proc. IEEE International Symposium on Wireless Communication Systems (ISWCS)*, 2014.
- [13] R. Fritzsche and G. Fettweis, "Distributed robust sum rate maximization in cooperative cellular networks," in *Proc. IEEE Workshop on Cooperative and Cognitive Mobile Networks (CoCoNet)*, 2013.
- [14] X. Rao, L. Ruan, and V. K. N. Lau, "CSI feedback reduction for MIMO interference alignment," *IEEE Trans. Signal Process.*, vol. 61, no. 18, pp. 4428–4437, Sept. 2013.
- [15] P. de Kerret and D. Gesbert, "Interference alignment with incomplete CSIT sharing," *IEEE Trans. Wireless Commun.*, vol. 13, no. 5, pp. 2563–2573, May. 2014.
- [16] N. Jindal, "MIMO broadcast channels with finite-rate feedback," *IEEE Trans. Inf. Theory*, vol. 52, no. 11, pp. 5045–5060, Nov. 2006.
- [17] R. Couillet and M. Debbah, *Random matrix methods for wireless Communications*. Cambridge University Press, 2011.