

Nonlinear solution for a doubly nonlocal population dynamics: pattern transitions

Fernando V. Barbosa^{1,2,3}, André L.A. Penna^{2,3}, Rogelma M.S.

Ferreira^{3,4}, Keila L. Novais^{2,3}, and Fernando A. Oliveira^{2,3*}

Instituto Federal de Brasília, Campus São Sebastião¹

Instituto de Física - Universidade de Brasília, Brazil²

International Center for Condensed Matter Physics

CP 04455. 70919-970 Brasília DF, Brazil,³

Centro de Ciências Exatas e Tecnológicas,

Universidade Federal do Recôncavo da Bahia,

44380-000 Cruz das Almas, Bahia, Brazil⁴

(Dated: November 24, 2018)

Abstract

In this work, we investigate the pattern solutions of doubly non-local Fisher population equation that include spatial kernels in both growth and competition terms. We show the existence of two types of stationary nonlinear solutions: one cosine, which we refer to as a wavelike solution and another in the form of Gaussians. We obtain analytical expressions that describe the nonlinear pattern behavior in the system and establish the stability criterion. Based on this, the pattern-no-pattern and pattern-pattern transitions are properly analyzed. We show that these pattern solutions may be related to the recently observed peak-adding phenomenon in non-linear optics.

* faoliveira@gmail.com

I. INTRODUCTION

Patterns are spatially organized structures in nature that arise from the aggregation of elements in many different processes [1–6]. Experiments and theory have shown that patterns are related to spatiotemporal nonlinear dynamics equations where specific structures can undergo nucleation [7, 8], aggregation, clustering, complex self-cooperative mechanisms, morphological changes, and complex biological variations [9–19], to mention just a few. The inclusion of non-local interactions to study pattern formation has been of significant importance in the explanation of the interaction among neurons, granular systems, and population models with complex interactions such as predator-prey interactions [20, 21, 24–28]. Non-locality in space has been implemented through integro-differential reaction-diffusion equations in many physical systems. For example, intercellular nutrients and their interactions can be described as non-local reaction diffusion effects in which patterns arise when the activator and inhibitor are present non-uniformly in space. Moreover, non-local reaction diffusion models have been largely studied in the context of the formation of traveling waves [29], in the dynamics of fronts and defects [30], in chemical interactions and in Hopf bifurcation [31].

In this study, we propose a general extension of the population Fisher equation, where the growth and interaction terms are generalized to describe nonlocal interactions in space. The nonlocal differential equation is given by

$$\frac{\partial u(x, t)}{\partial t} = a \int_{\Omega} g_{\alpha}(x - x') u(x', t) dx' - bu(x, t) \int_{\Omega} h_{\beta}(x - x') u(x', t) dx' , \quad (1)$$

where the parameters growth a and competition b are general constants of the model. The kernels $g_{\alpha}(x - x')$ and $h_{\beta}(x - x')$ are the nonlocal correlations for the growth and competition terms, respectively, which weight the interaction among the individuals of the system. The key feature here is that the nonlocal correlations are controlled by parameters α and β which refer respectively to the growth and interaction lengths. Note that this allows us to relate the effects of non-locality of growth and interaction using only the lengths α and β . Note also that Eq. (1) incorporates the classical logistic equation $\partial u(x, t)/\partial t = au(x, t) - bu^2(x, t)$ when we take the kernels $h_{\beta}(x - x') = g_{\alpha}(x - x') = \delta(x - x')$ as a delta function. Moreover, another important feature is that the nonlocal growth integral in Eq. (1) concentrates, in a simple manner, typical growth, diffusion, and higher derivative orders related to the

dispersive terms. Then all the properties of these terms are included in the model by varying only the lengths α .

We study the stationary pattern solutions of Eq. (1) analytically and numerically expressed in terms of the parameters α and β . Basically, we start to show that there are two types of possible solutions, which we denominate simply as wavelike and Gaussian pattern solutions. We show that these solutions enclose the properties of non-locality and nonlinearity of the system wherein analytical expressions are presented. These solutions allow us an overview of pattern formation process including a complete analysis of the pattern focused in the number of peaks as well as their pattern transitions when we vary α and β . Based on this, we analyze graphically and theoretically the relation between patterns, peaks, and their pattern transitions.

II. PATTERN SOLUTIONS

The nonlocal Eq. (1) provides a general model to describe complex population systems, permitting the study of its evolution in space and time through a rapid implementation of simulation processes. Pattern solutions can be obtained with respect to the spatial inhomogeneities distribution of the system related directly to the length interactions α and β among the individuals.

To get solutions for Eq. (1), we need to define the two kernels h_α and g_α . In stochastic processes, one can generate the temporal kernel via the fluctuation-dissipation theorem [22, 23]. In our case, where we have no equivalent theorem, we have to do an ad hoc assumption. In order to make comparisons between α and β , we take $h_\alpha(y) = g_\alpha(y)$ with different correlation lengths α and β , and we use the step function

$$g_\alpha(x) = \begin{cases} \frac{1}{2\alpha}, & \text{if } |x| < \alpha \\ 0, & \text{otherwise.} \end{cases} \quad (2)$$

This function is easy to operate and gives us a first idea of correlation behavior. We use the periodic boundary conditions $u(x + L, t) = u(x, t)$. Lengths x , α , and β are in units of L , and the density $u(x, t)$ is in units of L^{-1} . Note that the stability of the solution is controlled by the parameter

$$\eta = \int_0^L [u(x, t + \Delta t) - u(x, t)]^2 dx. \quad (3)$$

By assuming the following numerical conditions: $a = b = 1$, $\Delta x = 10^{-3}$, and $\Delta t = 10^{-2}$, we solve Eq. (1). A convergence has been observed after $n = 60000$ time steps with a desired precision $\eta < 10^{-16}$. In this situation, we say that Eq. (1) has reached the steady state solution $U(x)$.

We shall now consider the numerical solution of Eq. (1), displayed in Fig. 1, which shows the behavior of the steady state population density $U(x)$ as a function of the position x in the domain $0 < x < L$. Here $u_0 = a/b = 1$ is the uniform distribution. We show here only distributions that originate patterns, i.e., the non-uniform distributions. We assume different values of α and β , where we have fixed, for all curves, the parameter $\alpha = 0.03$, and we let the parameter β vary as (a) $\beta = 0.1195$; (b) $\beta = 0.118$; (c) $\beta = 0.117$. We should find that, in all situations, as far as $u(x, 0) > 0$ the final stationary state is independent of the initial distribution $u(x, 0)$. In curves (a) and (c), we see the presence of 6 and 5 crests. In particular, for curve (b) we see interference phenomenon that occurs at intermediate values of β , i.e., the combination of wave solutions with 5 and 6 crests. Altogether, the three curves show the pattern transition from six to five peaks as we increase β . The interrupted line are fit using the function $U(x) = A(1 + B\cos(kx))$. We see that this function perfectly matches the data, and this fit is the starting point for our analytical analysis.

Nonlinear dynamics are of broad interest [21], nevertheless most of time we are interested in verifying if the system evolves for stationary states. We look for pattern solutions in Eq. (1) considering the steady state condition $\partial u / \partial t = 0$ in the system. It follows that

$$U(x) = \frac{a \int_{\Omega} g_{\alpha}(x - x') U(x') dx'}{b \int_{\Omega} g_{\beta}(x - x') U(x') dx'}. \quad (4)$$

Note that after convergence we have dropped the variable t in $u(x, t)$ indicating that we have arrived at the steady state $U(x)$. The above equation can be solved iteratively, and we obtain the same result and precision as before. However, as the convergence is faster, we now need around 200 steps. Moreover, this provides us a method to obtain precise analytical pattern solutions. It is easy to see that taking $\alpha = \beta$, Eq. (4) yields the no pattern solution

$$U_{NP}(x) = u_0 = \frac{a}{b} = 1, \quad (5)$$

which equates to the homogeneous or uniform density distribution u_0 of the population. Nevertheless, for specific values of α and β the steady state is a non-uniform density distribution which necessarily results in pattern solutions. When we consider non-uniform values

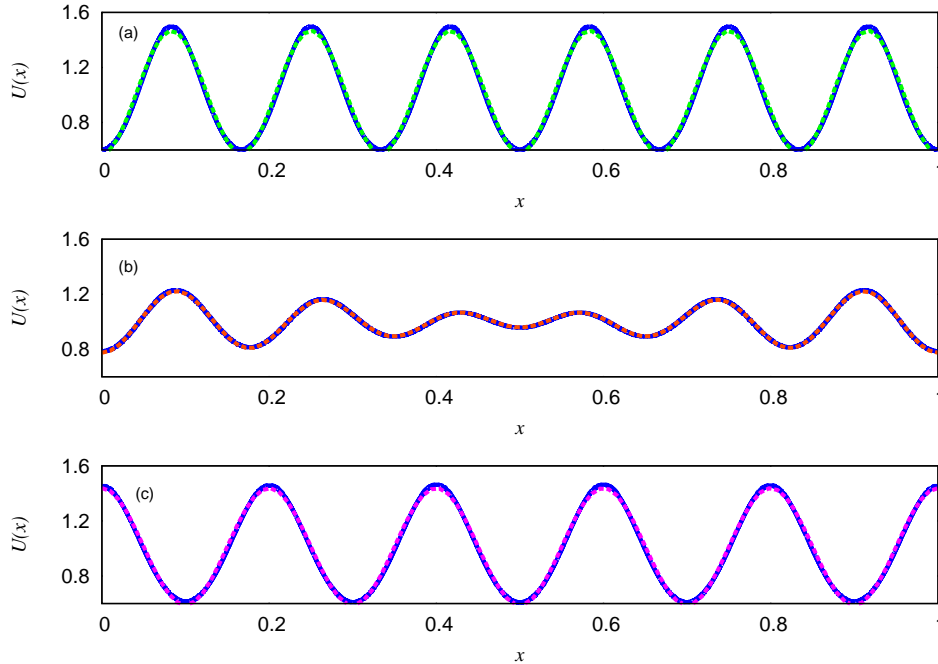


FIG. 1: Population density $U(x)$ as a function of the position x . Length are given in units of L , and $U(x)$ in units of L^{-1} , $\alpha = 0.03$, for all the curves. Curve (a): $\beta = 0.117$; Curve (b): $\beta = 0.118$; Curve (c): $\beta = 0.1195$. The interrupted line are fit of the data.

of population density in space Eq. (1) then allows two types of pattern solutions that we denominate as wavelike pattern and Gaussian. We will examine these solutions in the following sections.

III. WAVELIKE PATTERNS

A. Stability

Before we present the nonlinear solution, we look for the mode stabilities. Consider

$$u(x, t) = u_0 + \varepsilon \exp(k_m x + \varphi t), \quad (6)$$

which is a perturbation in the density $u(x, t)$, where $|\varepsilon| \ll 1$, k_m is the wavenumber

$$k_m = \frac{2\pi m}{L}, \quad (7)$$

in which m is the crest number and we have used periodic boundary conditions. Here ϕ is a complex number. If we substitute Eq. (6) into Eq. (1), we obtain

$$\psi = \text{Re}(\varphi) = f_\alpha - f_\beta - 1, \quad (8)$$

where

$$f_\sigma = \frac{\sin k_m \sigma}{k_m \sigma}. \quad (9)$$

We note that the solutions that grow up are those for which $\psi > 0$.

Therefore for any value of (α, β) , the perturbation will drive away the system from the uniform distribution if $\psi > 0$. This implies that $f_\alpha \approx 1$ and $f_\beta < 0$, which naturally requires $\alpha < \beta$. Nevertheless, this solution is limited for small perturbation effects on the nonlocal behavior of Eq. (1). Next, we propose a nonlinear solution for the model.

B. Nonlinear solution

These wave solutions exhibited above show us that patterns as well as transitions between the patterns arise when we change the length α and β . Due to this aspect, we have denominated these solutions of wavelike patterns. In order to understand this pattern behavior for the wavelike stationary solution we propose a solution of the form

$$U(x) = A \left[1 + \sum_{n=1}^{\infty} B_n \cos(nk_m x) \right], \quad (10)$$

where A and B_n are functions of α and β to be analytically determined. In Fig. 1, we have numerically verified that for $|B_1| < 1$ we get a very good approximation of Eq. (11) as

$$U(x) = A [1 + B \cos(k_m x)], \quad (11)$$

where we take $B = B_1$ for simplicity. Hence, the substitution of Eq. (11) into Eq. (4) results in three possible solutions: one trivial solution with $B = 0$ and $A = 1$, i.e., which leads to the already well-known homogeneous solution $U(x) = u_0 = a/b = 1$, with no pattern; and a general solution for $A \neq 1$ and $B \neq 0$, which yields wavelike patterns.

We can determine the parameters A and B , which results in

$$A = 1 + \zeta \left(1 - \frac{1}{\sqrt{1 - z^2}} \right) \quad (12)$$

$$B = \pm \frac{1}{2(1 + \zeta)f_\beta} \left[4(1 + \zeta)^2 - \left(\sqrt{1 + 4\zeta(1 + \zeta)(1 + 2f_\beta)} + 1 \right)^2 \right]^{1/2}. \quad (13)$$

where $\zeta = (f_\alpha - f_\beta)/f_\beta$ and $z = Bf_\beta$. We left in the appendix the details of this demonstration. Since $\zeta < 0$ in the region where patterns exist, we conclude that $A > 1$. Indeed, this has been verified in all of the simulations that we have performed. We now relate this nonlinear solution to the approximated linear analysis. We can rewrite $B = B(\psi)$ where ψ is defined by Eq. (8). Then, for $\psi \rightarrow 0$, we expand B as function of ψ to obtain the leading term

$$B \propto \sqrt{\psi}. \quad (14)$$

Here, it is noteworthy that the general solution for Eq. (1) justifies that $\psi > 0$ (as observed in the linear analysis), and we also obtain the amplitude of the waves, which cannot be obtained by the linear perturbation expansion.

IV. GAUSSIAN PATTERNS

In the above section, we studied the wavelike patterns that arise from Eq. (1), for the number of crests $m \geq 3$, in which we have proposed the general analytical solution Eq. (11). Nevertheless, we have numerically observed the existence of modes with $m = 2$ crests.

In Fig. 2, we show the steady state population density $U(x)$ as a function of the position x . They have a common characteristic that we increase β we do not change the number of crests. These curves are clearly not described by the wavelike pattern obtained from Eq. (11). Rather, curves that present two crests are better described by a combination of two identical Gaussians in the form

$$U(x) = C_0 + C_1[G(x - L/4) + G(x - 3L/4)], \quad (15)$$

where

$$G(x) = \frac{1}{\sqrt{2\pi\sigma_x^2}} \exp\left(-\frac{x^2}{2\sigma_x^2}\right). \quad (16)$$

As β increases the dispersion σ_x , first decreases and then increases, C_0 increases monotonously towards 1, and C_1 decreases monotonously towards zero until the curve becomes the uniform line $U(x) = u_0 = 1$. Note that for $\beta = \beta_c = 1/2$ the integral in the denominator of Eq. (4) becomes just a number, see next section. In this case, the integral in the denominator cannot be fulfilled, unless $U(x) = u_0$, there is a uniform distribution.

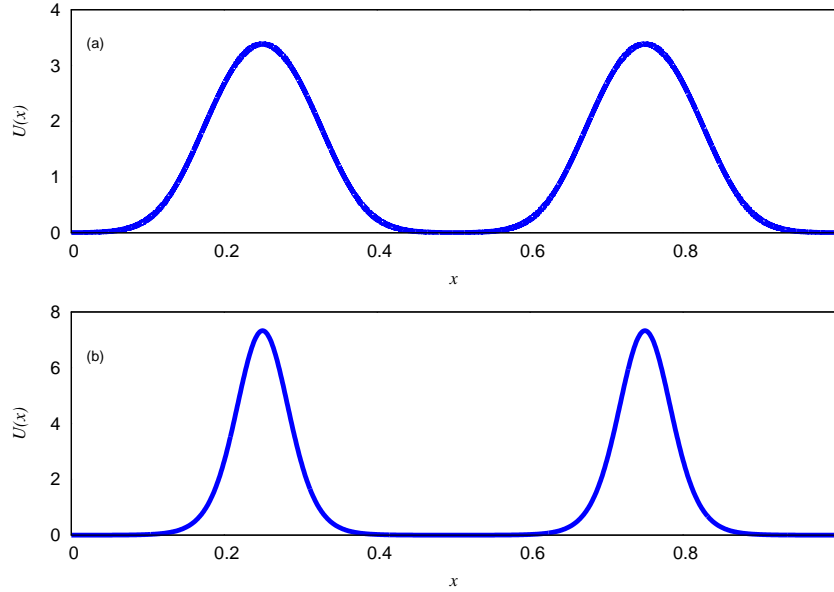


FIG. 2: Population density $U(x)$ as a function of the position x . Length are given in units of L , and $U(x)$ in units of L^{-1} , for all the curves $\alpha = 0.03$. Curve (a): $\beta = 0.3$; Curve (b): $\beta = 0.45$.

In Fig. (3), we plot the number of crests m as a function of $\mu = \beta^{-1}$. For $\alpha = 0.01$, note that we start with two modes for which m increases with μ as a general characteristic. Indeed for $\mu > 2$, it corresponds to a combination of two Gaussians. Otherwise, as μ increases, we reach $m = 3$ crests, which corresponds now to the cosine solution Eq. (11). Again, as μ increases, $B(m)$ increases, reaches a maximum value, decreases, and then becomes null, and the mode unstable. Before, $B(m)$ becomes null, the $B(m + 1)$ starts to increase and there is an interference between them until we have only the $m + 1$ mode. This is shown in Fig. (1), for $m = 5$ crests in the order (c) \rightarrow (b) \rightarrow (a). In general, as μ increases m increase one unit, step by step. Note that the nonlocal integrals of Eq. (1) do not allow one single crest. This can be mathematically proved as if we start with a Gaussian there will exist bifurcations to a several crests pattern, or it disappear and become a uniform distribution. Indeed, the one crest solution is unstable.

In Fig. (4), we show the position of the maximum x_{max} as function of $\mu = \beta^{-1}$. In the left we see that as $\mu \rightarrow \mu_1 = 2$ the two crests evolve rapidly to one, and at this point the pattern disappear. As we increase μ , we get a $\mu_2 = 3.430$ where the number of crests m increases from 2 to 3. This process evolves in a such way that for a given μ_m , m changes

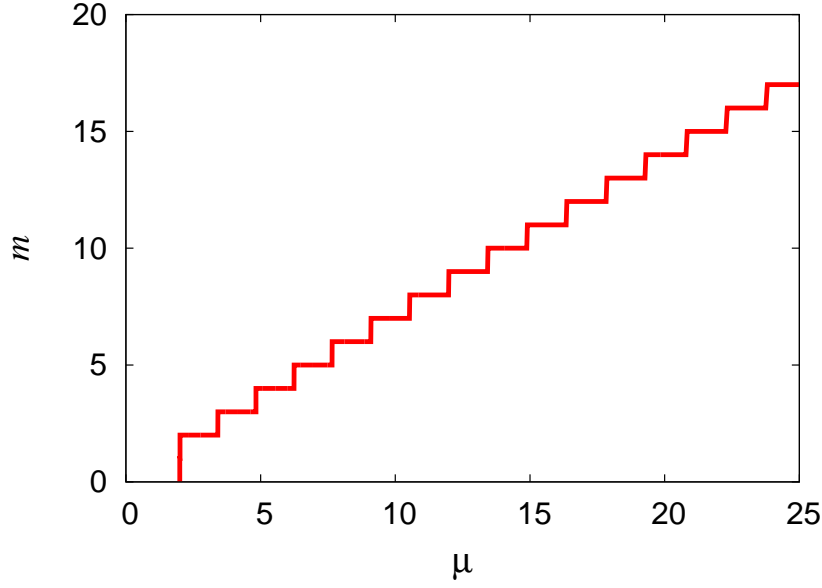


FIG. 3: Number of crests m as function of $\mu = \beta^{-1}$.

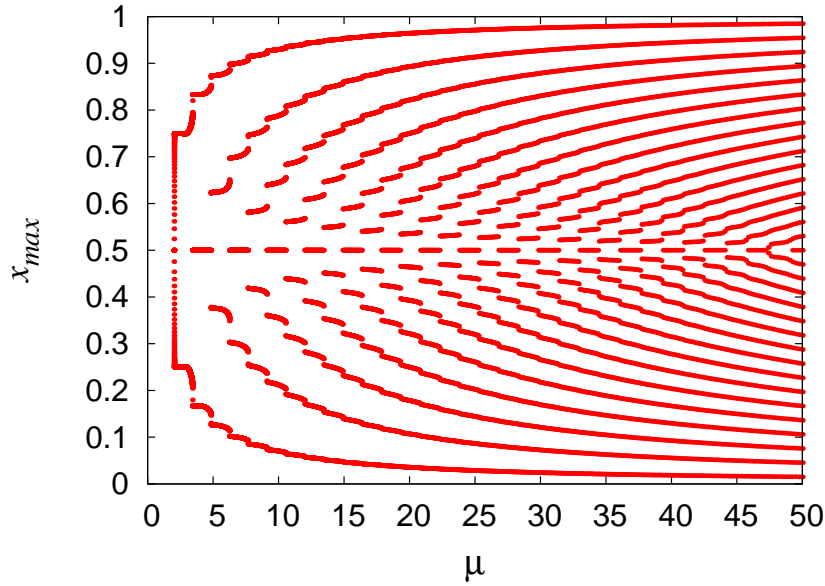


FIG. 4: Fishbone diagram. Position of the maxima x_{max} as function of $\mu = \beta^{-1}$.

from m to $m+1$. At this point, in order to have more space to one more crest the maximum has to adjust itself to a new position. Note also the beautiful fractal pattern that repeats itself. For odd numbers, where we have a position center as required by symmetry, these disappear in the next step when we go to an even number. The entire process is like a bifurcation occurring at the center while the other maximum moves away to give space for

a new one. This phenomenon is very similar to the recently reported phenomenon of peak adding in nonlinear optics [34].

This process reminds us of the bifurcations of a logistics map. However, we do not have a "periodic doubling" in time, rather we do not have fixed positions for the crests, in addition, we do not double m , as shown, we just increase one unit at each instability point. Moreover, the limit

$$\lim_{m \rightarrow \infty} \delta_m = \lim_{m \rightarrow \infty} \frac{\mu_{m+1} - \mu_m}{\mu_{m+2} - \mu_{m+1}}, \quad (17)$$

does not converge to the Feigenbaum Constant [35], neither to any other constant, it fluctuates.

V. CONCLUSION AND OUTLOOK

In conclusion, we have developed a nonlinear integro-differential equation with double nonlocal terms for the population density function. In this formulation, we have two kernels and two correlation lengths α for growth, and another, β for competition. We solve numerically this equation, and we have studied in detail how the population density evolves to a state of inhomogeneous density (pattern) or to a uniform density (no pattern). We also obtained analytical solutions for the steady state as a cosine function for three peaks or more, and for two peaks as a double Gaussian. The cosine type solutions are a surprising outcome for these complex nonlinear integro-differential equations.

We study the stability of the modes for a given density $U(x)$, and we have described how a transition from $m + 1$ to a m crests occurs, as the competition parameter increases. The breaking of in the mode stability does lead us to a bifurcation, but rather to a recently observed phenomenon in nonlinear optics known as a peak-adding.

Finally, we believe that these results highlight close relationship between pattern formation and phase transition in complex systems with many phases, such as water [33]. The possibility of analysis of systems in higher dimensions $d = 2, 3$, the non-stationary states, the inclusion of noise [36–40], and the competition between several species [41] shows that we are just at the beginning, and further investigations in this direction will result in even more interesting findings.

Appendix A: Determination of the parameters A and B

We start by entering the expression (11) on the right side of the equation (4). The integrals can be solved where we write

$$U(x) = 1 + \zeta - \frac{\zeta}{1 + z \cos(kx)}, \quad (\text{A1})$$

where we have defined

$$\zeta = \frac{f_\alpha - f_\beta}{f_\beta}, \quad z = B f_\beta, \quad f_\sigma = \frac{\sin(k_m \sigma)}{k_m \sigma}. \quad (\text{A2})$$

We expand (A1) into a series of $z \cos(kx)$, and we replace the higher order terms by their average in order to be coherent with Eq. (11), to obtain

$$U(x) = 1 + \zeta - \zeta \lambda + \zeta z \lambda \cos(kx), \quad (\text{A3})$$

where

$$\lambda = \sum_n \lambda_n = \frac{\tilde{\lambda}}{\sqrt{1 - \phi}}, \quad (\text{A4})$$

$$\lambda_n = \frac{z^{2n}}{L} \int_0^L \cos(kx)^{2n} dx, \quad (\text{A5})$$

$\tilde{\lambda} = 2/(2 - z^2)$ and $\phi = (z^2 \tilde{\lambda})^2/4$. To find the parameter A , we use the general expression (11), which gives

$$A = 1 + \zeta \left(1 - \frac{1}{\sqrt{1 - z^2}} \right). \quad (\text{A6})$$

To obtain the parameter B , we start from the discrete form of the function η Eq. (3)

$$\begin{aligned} \eta &= \int_0^l [U_n(x) - U_{(n+1)}(x)]^2 dx \\ &= A^2 \left(1 + \frac{B^2}{2} \right) - 2A \left[1 - \zeta \left(\frac{1}{f_\beta} - 1 \right) \left(1 - \frac{1}{\sqrt{1 - z^2}} \right) \right], \end{aligned} \quad (\text{A7})$$

where $U_n(x)$ and U_{n+1} are respectively given by Eqs. (11) and (A1). In order to minimize the parameter η in relation to A , we take

$$\frac{\partial \eta}{\partial A} = 2A \left(1 + \frac{B^2}{2} \right) - 2 \left[1 - \zeta \left(\frac{1}{f_\beta} - 1 \right) \left(1 - \frac{1}{\sqrt{1 - z^2}} \right) \right] = 0, \quad (\text{A8})$$

then

$$A = \frac{1}{1 + B^2/2} \left[1 - \zeta \left(\frac{1}{f_\beta} - 1 \right) \left(1 - \frac{1}{\sqrt{1 - z^2}} \right) \right]. \quad (\text{A9})$$

Equating the expression (A9) to the expression (A6) and defining $\Phi = (1 - z^2)^{1/2}$, we get

$$\Phi^3(1 + \zeta) - \Phi^2\zeta - \Phi(1 + 2\zeta f_\beta + \zeta) + \zeta(1 + 2f_\beta) = 0. \quad (\text{A10})$$

Note that one of the solutions is $\Phi = 1$ or $z = Bf_\beta = 0$, which implies $B = 0$ and $A = 1$. Indeed, this represents the no pattern solution, as expected. Two other solutions are

$$\Phi_\pm = -\frac{1}{2(1 + \zeta)} \pm \frac{\sqrt{1 + 4\zeta(\zeta + 2f_\beta + 2f_\beta\zeta)}}{2(1 + \zeta)}. \quad (\text{A11})$$

Now we can solve Eq. (A11) for B , which results in

$$B = \pm \frac{1}{2(1 + \zeta)f_\beta} \left[4(1 + \zeta)^2 - \left(\sqrt{1 + 4\zeta(1 + \zeta)(1 + 2f_\beta)} + 1 \right)^2 \right]^{1/2}. \quad (\text{A12})$$

The numerical solution converges to a positive or negative B , and we have no control of it. This completes the demonstration of the parameters A and B for Eq. (11).

-
- [1] K.M. Fehsenfeld, R. Dickman, and A.T. Bernardes, Phys. Rev. E **67**, 031915 (2003).
 - [2] A.L. Kawczynski and B. Legawiec, Phys. Rev. Lett. **63**, 021405 (2001).
 - [3] V.K. Vanag, A.M. Zhabotinsky, and I.R. Epstein, Phys. Rev. Lett. **86**, 552 (2000).
 - [4] M. Barthelemy, A. Barrat, R. Pastor-Satorras, and A. Vespignani, Phys. Rev. Lett. **92**, 178701 (2004).
 - [5] M.A. Fuentes, M. N. Kuperman, and V. M. Kenkre, Phys. Rev. Lett. **91**, 158104 (2003).
 - [6] A.M. Delprato, A. Samadani, A. Kudrolli and L. S. Tsimring, Phys. Rev. Lett. **87**, 158102 (2001).
 - [7] F.A. Oliveira and J.A. Gonzalez, Phys. Rev. B **54**, 3954 (1996).
 - [8] J.A. Gonzalez and F.A. Oliveira, Phys. Rev. B **59**, 6100 (1999).
 - [9] M.C. Cross and P.C. Hohenberg, Rev. Mod. Phys. **65**, 851 (1993).
 - [10] E. Kenah and J.M. Robins, Phys. Rev. E **76**, 036113 (2007).
 - [11] M.E.J. Newman, Phys. Rev. E **66**, 016128 (2002).
 - [12] D.J. Pamplona da Silva, R.A. Kraenkel, Physica A **391**, 142 (2012).
 - [13] E.H. Colombo and C. Anteneodo, Phys. Rev. E **86**, 036215 (2012).
 - [14] A.M. Zhabotinsky, M. Dolnik, and I. R. Epstein, J. Chem. Phys. **103**, 10306 (1995).
 - [15] B. Legawiec and A. L. Kawczynski, J. Phys. Chem. A **101**, 8063 (1997).

- [16] M.A. Fuentes, M.N. Kuperman, and V.M. Kenkre, J. Phys. Chem. B **108**, 10505 (2004).
- [17] A.S. Mikhailov and K. Showalter, Phys. Rep. **425**, 79 (2006).
- [18] J.A.R. da Cunha, A.L.A. Penna, M.H. Vainstein, R. Morgado, and F.A. Oliveira, Phys. Lett. A **373**, 661 (2009).
- [19] J.A.R. da Cunha, A.L.A. Penna, and F.A. Oliveira, Phys. Rev. E **83**, 015201(R) (2011).
- [20] J.Y. Wakano, A. Komoto, Y. Yamaguchi, Phys. Rev. E **69**, 051904 (2004).
- [21] J.D. Murray, *Mathematical Biology*, 2nd ed (Springer, New York, 1993).
- [22] L.C. Lapas, R. Morgado, M.H. Vaisntein, J.C. Rubi, F.A. Oliveira, Phys. Rev. Lett. **101**, 230602 (2008).
- [23] R.M.S. Ferreira et al, Phys. Rev. E **86**, 021121 (2012).
- [24] S.V. Petrovskii and H. Malchow, Mathematical and Computer Modelling **29**, 49 (1999).
- [25] R.A. Kosinski and A. Grabowski, Acta Phys. Polon. B **37**, 1561 (2006).
- [26] O. Biham, O. Malcai, D. A. Lidar (Hamburger), and D. Avnir, Phys. Rev. E **59**, R4713 (1999).
- [27] G. Szabó, A. Szolnoki, and G.A. Sznaider, Phys. Rev. E **76**, 051921 (2007).
- [28] L. Edelstein-Keshet and G.B. Ermentrout, Jour. Math. Biology **29**, 33 (1990).
- [29] M. Hildebrand, A.S. Mikhailov and G. Ertl, Phys. Rev. Lett. **81**, 2602 (1998).
- [30] E.M. Nicola, M. Or-Guil, W. Wolf and M. Bar, Phys. Rev. E **65**, 055101 (2002).
- [31] A. Rovinsky and M. Menzinger, Phys. Rev. A **46**, 6315 (1992).
- [32] Kerson Huang , *Introduction to Statistical Physics*, 2nd ed (Taylor and Francis, London, 2002).
- [33] M. A. A. Barbosa, F. V. Barbosa, and F.A. Oliveira, J. Chem. Phys. **134**, 024511 (2011).
- [34] L. Junges and J.A. Gallas, Opt. Commun. **285**, 4500 (2012).
- [35] M.J. Feigenbaum, J. Est. Phys. **19**, 15 (1978).
- [36] L. Longa, E.M.F. Curado and F.A. Oliveira, Phys. Rev. E **54**, R2201 (1996).
- [37] S. Boccaletti, J. Kurths, G. Osipov, D.L. Valladares, C.S. Zhou, Phys. Rep. **366**, 1 (2002).
- [38] M. Ciesla, S.P. Dias, L. Longa, and F.A. Oliveira, Phys. Rev. E **63**, R065202 (2001).
- [39] C. Zhou, J. Kurths, Phys. Rev. Lett. **88**, 230602 (2002).
- [40] R. Morgado, M. Ciesla, L. Longa, and F. A. Oliveira , Europhys. Lett. **79**, 10002 (2007).
- [41] D. Valenti, A. Fiasconaro, B. Spagnolo, Physica A **331**, 477 (2004).