

Binary Codes with Locality for Multiple Erasures Having Short Block Length

S. B. Balaji, K. P. Prasanth and P. Vijay Kumar, *Fellow, IEEE*

Department of Electrical Communication Engineering, Indian Institute of Science, Bangalore.

Email: balaji.profess@gmail.com, prasanthkp231@gmail.com, pvk1729@gmail.com

Abstract

This paper considers linear, binary codes having locality parameter r , that are capable of recovering from $t \geq 2$ erasures and which additionally, possess short block length. Both parallel (through orthogonal parity checks) and sequential recovery is considered here. In the case of parallel repair, minimum-block-length constructions are characterized whenever $t|(r^2 + r)$ and examples examined. In the case of sequential repair, the results include (a) extending and characterizing minimum-block-length constructions for $t = 2$, (b) providing improved bounds on block length for $t = 3$ as well as a general construction for $t = 3$ having short block length, (c) providing high-rate constructions for $(r = 2, t \in \{4, 5, 6, 7\})$ and (d) providing short-block-length constructions for general (r, t) . Most of the codes constructed here are binary codes.

Index Terms

Distributed storage, codes with locality, sequential repair, codes with availability, orthogonal-parity codes.

I. INTRODUCTION

All codes discussed are linear and over a finite field \mathbb{F}_q . Throughout, $[n, k, d_{\min}]$ will denote the block length, dimension and minimum distance of the linear code. Two classes of codes with locality are considered here, namely those that offer parallel and sequential recovery respectively. While much of the discussion holds for general q , most of the codes constructed in the paper are binary, corresponding to $q = 2$.

A. Parallel and Sequential Recovery

a) Codes with parallel recovery: Codes in this class can be defined as the nullspace of an $(m \times n)$ parity-check matrix H , where each row has weight $(r+1)$ and each column has weight t , with $nt = m(r+1)$. Additionally, if the support sets of the rows in H having a non-zero entry in the i th column are given respectively by $S_j^{(i)}, j = 1, 2, \dots, t$, then we must have that

$$S_j^{(i)} \cap S_l^{(i)} = \{i\}, \forall 1 \leq j \neq l \leq t.$$

Thus each code symbol c_i is protected by a collection of t orthogonal parity checks (opc) each of weight $(r+1)$. The parameter r is called the locality parameter and we will formally refer to this class of codes as $(r, t)_{\text{par}}$ codes. When the parameters r, t are known from the context, we will simply term the code as a code with parallel recovery. This is because recovery from a set of t erasures can be carried out locally and in parallel.

b) Codes with sequential recovery: The requirement of this class of codes is that given any set of $s \leq t$ erased symbols, $\{x_1, \dots, x_s\}$, there is an arrangement of these s symbols (say) $\{x_{i_1}, \dots, x_{i_s}\}$ such that there are s codewords $\{h_1, \dots, h_s\}$ in the dual of the code, each of weight $\leq r+1$, with $x_{i_j} \in \text{Support}(h_j)$ and $\text{Support}(h_j) \cap \{x_{i_{j+1}}, \dots, x_{i_s}\} = \emptyset, \forall 1 \leq j \leq s$. The parameter r is again the locality parameter and we will formally refer to this class of codes as $(r, t)_{\text{seq}}$ codes as it can recover from any $s \leq t$ erasures sequentially and locally, using a set of $s \leq t$ parity checks, each of weight $\leq r+1$, as mentioned in the definition above. Again when (r, t) are clear from the context, we will refer to a code in this class as a code with sequential recovery.

The definition of parallel recovery above preclude the use of additional global parities that could help increase the minimum distance of these codes. The aim here is simply to see how well these codes can perform when only local constraints are permitted.

B. Background

The notion of codes with locality was introduced in [1], see also [2], [3]. The initial focus was on recovery from a single erasure and constructions for codes that accomplish this can be found in [1], [4], [5], [6]. There are several approaches in the literature to local recovery from multiple erasures. The approach adopted by the authors of [5], [7], is to use a stronger local code with $d_{\min} > 2$ to protect a code symbols against multiple erasures. There is a second class of codes, termed as t -availability codes in which each code symbol is covered by t orthogonal parity checks, but these are only required to have support of size $\leq (r + 1)$ as opposed to the strict requirement of $= (r + 1)$ discussed here. Codes with t -availability can be found discussed in [8], [9], [10], [11], [12], [13], [6], [14], [15], [16]. The sequential approach of recovering from multiple erasures, introduced in [17], can also be found discussed in [18], [19], [20].

C. Our Contributions

The focus here is on codes with parallel or sequential recovery, that have short block length.

c) Parallel Recovery: In the case of parallel recovery, we derive a simple lower bound on the block length of this class of codes for given (r, t) . It is then shown that a necessary and sufficient condition for the existence of a minimum-blocklength, parallel-recovery code is the existence of balanced incomplete block design (BIBD) with parameters governed by (r, t) . Some examples of codes arising from BIBD are noted, including cases in which the codes possess in addition, the maximum possible rate over \mathbb{F}_2 given parameter pair (r, t) and the minimum block length.

d) Sequential Recovery: Our results here can be broken down according to the value of the parameter t :

- 1) $t = 2$: here we generalize the optimal construction by Prakash et al [17] to cover a larger parameter set. Each code constructed here has minimum block length for a given k, r and for the case when $r|2k$, k being the dimension of the code, a characterization of the class of optimal codes which can sequentially recover from 2 erasures is provided.
- 2) $t = 3$: we derive a lower bound on block length for a given k, r that for $k \leq r^{1.8}$ improves upon an earlier bound by [18] for binary codes. A general construction of codes is presented with rate $\frac{r}{r+3}$ and short block length ($O(r^{1.5})$) differing by ≤ 2 from the lower bound on block length we derived over a large parameter range.
- 3) General t : some general, constructions having short block length are presented here.
- 4) $r = 2$ and t in the range $4 \leq t \leq 7$: Several constructions of codes having low block length and high rate are provided.

Most codes constructed here are binary codes.

The results on parallel recovery are presented in Section II. Results on sequential recovery appear in Sections III to VI.

II. MINIMUM BLOCK-LENGTH CODES WITH PARALLEL RECOVERY

Let H be the corresponding $(m \times n)$ parity check matrix of an $(r, t)_{\text{par}}$ parallel-recovery code \mathcal{C} over the field \mathbb{F}_q which includes the nt orthogonal parities of all symbols. Then each column of H has Hamming weight t and each row has weight $(r + 1)$. The code \mathcal{C} may also be viewed as $(d_v = t, d_c = (r + 1))$ -regular LDPC code. The corresponding bipartite graph of the code must necessarily have no cycles of length 4.

Let A be the $\{0, 1\}$ matrix over the reals \mathbb{R} given by

$$a_{ij} = \begin{cases} 1 & h_{ij} \neq 0, \\ 0 & \text{else} . \end{cases}$$

Given the orthogonal nature of the parity checks and our assumption on the parities involving a code symbol c_i , the sum of the inner products between distinct rows of A must satisfy:

$$\binom{m}{2} \geq \sum_{j>i} \left(\sum_{l=1}^n a_{i,l} a_{j,l} \right) = \sum_{l=1}^n \left(\sum_{j>i} a_{i,l} a_{j,l} \right) = n \binom{t}{2}.$$

Using the relation $nt = m(r + 1)$, we obtain

$$m \geq (t - 1)(r + 1) + 1, \quad n \geq (r + 1)^2 - \frac{(r + 1)r}{t}. \quad (1)$$

Our interest is in the minimum-block-length case, where (1) holds with equality and for which a necessary condition is that $t \mid r(r + 1)$. We set $n_{\min} = (r + 1)^2 - \frac{(r+1)r}{t}$ and define a code having length n_{\min} to be a minimum-length code.

When equality holds, it follows that the inner product of every pair of distinct rows of A is exactly equal to 1. Let us define the column support sets $B_j \subseteq [m]$ by

$$i \in B_j \quad \text{iff} \quad a_{i,j} = 1 \text{ or equivalently, } h_{ij} \neq 0.$$

It follows then that the sets $\{B_j\}_{j=1}^n$ form a $(b, v, \hat{r}, \hat{k}, \lambda)$ balanced incomplete block design (BIBD) having parameters

$$b = n, v = m, \hat{r} = (r + 1), \hat{k} = t, \lambda = 1.$$

Conversely a BIBD with these parameter values will yield an $(r, t)_{\text{par}}$ block code \mathcal{C} having minimum possible block length. The rate R of \mathcal{C} clearly satisfies $R \geq 1 - \frac{t}{(r+1)}$.

Example 1. Let $q = 2^s, s \geq 2$ and let $PG(2, q)$ denote the projective plane over \mathbb{F}_q . There are $q^2 + q + 1$ points and $q^2 + q + 1$ lines in $PG(2, q)$. Each line contains $q + 1$ points and there are $q + 1$ lines through a point. Set $n = q^2 + q + 1$. Let H be the $(n \times n)$ parity check matrix of a binary code \mathcal{C} i.e., a code over \mathbb{F}_2 , given by

$$h_{ij} = 1 \Leftrightarrow \text{the } j\text{th point lies on the } i\text{th line.}$$

Then it is known that H has rank $3^s + 1$ over \mathbb{F}_2 , and that \mathcal{C} has $d_{\min} = q + 2$, thus \mathcal{C} is a binary $(q, q + 1)_{\text{par}}$ code having parameters $[q^2 + q + 1, q^2 + q - 3^s, q + 2]$. A plot of the rate of this code versus the bound by Tamo et al in [10] as a function of the parameter q is shown in Fig. 1.

While this code is well-known in the literature on LDPC codes, our aim is to draw attention to the fact that this code is a $(q, q + 1)_{\text{par}}$ code having minimum block length. The parameters of a minimum-block-length code obtained by a similar construction involving lines in the affine plane and $(r, t) = (q, q)$ are given by $[n, k, d_{\min}] = [q^2 + q, q^2 + q - 3^s, \geq q + 1]$, where $q = 2^s, s \geq 2$.

Conjecture 1 (Hamada-Sachar Conjecture (Conjecture 6.9.1 of [21])). *Every Projective plane of order p^s , p a prime, has p rank at least $\binom{p+1}{2}^s + 1$ with equality if and only if its desarguesian.*

The above conjecture is as yet undecided, but if true, would show that the the projective-plane code described in Example 1 would have minimum possible block length and for that length, the maximum possible rate over the binary field \mathbb{F}_2 .

Example 2. For $t = 3$, one can obtain a code by making use of the Steiner Triple System (STS) associated to the point-line incidence matrix of $(s - 1)$ dimensional projective space $PG(s - 1, 2)$ over \mathbb{F}_2 . Once again, the rows of H correspond to points in the projective space and the columns to lines. It follows that $t = 3$ and $(r + 1) = \frac{2^s - 2}{2^2 - 2} = 2^{s-1} - 1$. Let $m = 2^s - 1$. It turns out that this yields a binary $(2^{s-1} - 2, 3)_{\text{par}}$ code having parameters $[\frac{m(m-1)}{6}, \frac{m(m-1)}{6} - m + s, 4]$. A plot of the rate of this code versus the bound by Tamo et al [10] is shown in Fig. 1.

Conjecture 2 (Hamada's Conjecture (1.91 in [22])). *The p -rank of any design D with parameters of a geometric design G in $PG(n, q)$ or $AG(n, q)$ ($q = p^m$) is at least the p -rank of G with equality if and only if D is isomorphic to G .*

This conjecture has been shown to hold true for $STS(2^s - 1)$ (Steiner Triple system mentioned in Example 2). Thus the code in Example 2 has, as a binary code, the minimum possible block length and maximum possible rate for that block length and is unique in this respect.

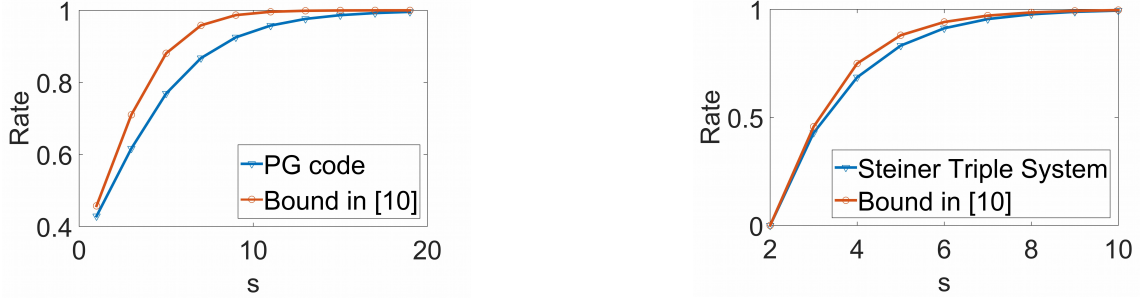


Fig. 1: Comparing the rates of the projective plane and Steiner-triple-system-based codes with the bound in [10].

III. CODES WITH SEQUENTIAL RECOVERY FROM TWO ERASURES

In [17], it is shown that for either sequential or parallel recovery from $t = 2$ erasures with locality r , the rate of the code is upper bounded by

$$\frac{k}{n} \leq \frac{r}{r+2} \quad (2)$$

For given dimension k and locality parameter r , this leads to the lower bound $n \geq k + \lceil \frac{2k}{r} \rceil$. The authors in [17] provide a construction of optimal codes where equality holds in (2). The construction is based on Turan graphs and holds whenever $r \mid 2k$, and in addition, $\frac{2k}{r} = (r + \beta)$, for some $\beta \mid r$. The construction given in [18] for 2 sequential erasure correction requires $\lfloor \frac{k}{r} \rfloor \geq r$.

In the present paper, we present a simple construction that has minimum possible block length for given r, k and that holds for a larger set of parameters as it only requires that $\lceil \frac{2k}{r} \rceil \geq r+1$ for $r \mid 2k$. and $\lceil \frac{2k}{r} \rceil \geq r+2$ for $r \nmid 2k$.

Construction 1 (Sequential recovery from $t = 2$ erasures). Let $2k = ar + b, 0 \leq b \leq r-1$. Let \mathcal{G} be a graph on a set of $m = \lceil \frac{2k}{r} \rceil$ nodes with ‘a’ nodes having degree r and an additional node having degree b , for the case when $b > 0$. Let each edge in the graph represent an information symbol in the code and each node represent a parity check symbol which corresponds to the sum of the information symbols corresponding to the edges connected to that node. The code is systematic and is defined by the information symbols corresponding to edges and the parity symbols corresponding to the nodes of \mathcal{G} . The dimension of this code, i.e., the number of information symbols, is clearly equal to k and block length $n = k + \lceil \frac{2k}{r} \rceil$. Also, each local parity contains at most $r+1$ code symbols. Thus the code has locality r . It is straightforward to see that the code can sequentially recover from 2 erasures.

Noting that the graph is regular in the case, $b = 0$, we will refer to the code with $b = 0$ constructed above as the *Regular Graph Code*. The parameter sets (k, r) for which the graph \mathcal{G} of the form described in Construction 1 exists can be determined from the Erdős-Gallai theorem [23] and the parameters sets turns out to be $\{(k, r) : \lceil \frac{2k}{r} \rceil = m \geq r+1\}$ and $\{(k, r) : \lceil \frac{2k}{r} \rceil = m \geq r+2\}$, when $b = 0$ and $b > 0$ respectively.

A. Uniqueness of Rate Optimal Codes for 2 Erasures

Prakash et al.[24] introduced the (r, δ) codes which uses support disjoint MDS codes as local codes. In this section, we prove that a rate-optimal sequential code- with-locality for 2 erasures must have a specific form.

Prakash et al.[17] derived bound 2 on the rate of a 2 sequential erasure correcting code.

From the derivation of this rate bound given in [17], it is straightforward to see that an $[n, k, d]$ code with locality r and 2 sequential erasure correction, which achieves the bound 2 will have a parity check matrix of the form $[I|H']$, where I denote the identity matrix of order $n - k$ and H' is a $(n - k) \times k$ matrix with all columns having a hamming weight of 2 and all rows having a hamming weight of r .

Theorem 1. A code with locality r capable of sequential recovery from 2 erasures and achieving the rate upper bound in (2) must have one of the following forms.

- 1) The regular graph code (possibly employing larger-field coefficients in place of 1's in the parity check matrix).
- 2) The $(r, 3)$ locality code in Prakash et al.[24].

3) A combination¹ of (1) & (2).

Proof: Assume that H is the parity check matrix of an $[n, k, d]$ code with locality r and sequential repair capability of $t = 2$, with rate $\frac{r}{r+2}$. As mentioned above, we can write

$$H = [I|H'] \quad (3)$$

where I denote the identity matrix of order $n - k$ and H' is a $(n - k) \times k$ matrix with all columns having a hamming weight of 2 and all rows having a hamming weight of r . Consider 2 rows of H , R_1 and R_2 . Assume that $\text{support}(R_1)$ and $\text{support}(R_2)$ intersect at columns $C_1, C_2 \dots C_s$. Since all columns in H' has weight exactly 2, the columns $C_1, C_2 \dots C_s$ will have non zero entries in R_1 and R_2 only. Let A denote the $2 \times s$ sub matrix obtained by considering the rows R_1 and R_2 and the columns $C_1, C_2 \dots C_s$ only. In order to recover from any instance of 2 erasures in the symbols corresponding to the columns of A , any two columns must be linearly independent. Thus the $2 \times s$ sub matrix A forms an MDS code of block length s and dimension 2. This also says that any vector, obtained by a linear combination of the two rows of A will have a hamming weight at least $s - 1$.

Let us consider two extreme cases:

Case 1: $s=r$: This case corresponds to having $(r, 3)$ locality introduced by Prakash et al.[24]

Case 2: $s=1$:

In this case two parities, represented by R_1 and R_2 have only one symbol in common.

If these are the only two cases that can occur for any pair of rows R_i and R_j i.e., $|\text{support}(R_i) \cap \text{support}(R_j)| \in \{1, r\}$ then the set of code symbols can be partitioned into two sets, one set of symbols forming a regular graph code described above with $b = 0$ (with possibly higher field coefficients in place of 1's in the parity check matrix) and the other set of symbols forming $(r, \delta = 3)$ code.

Now, we will prove that $r > s > 2$ is not possible for any pair of rows, where s denote the size of the intersection of support, of the pair of rows.

Wlog assume that $1 < s < r$ for the pair of rows R_1 and R_2 i.e., $|\text{support}(R_1) \cap \text{support}(R_2)| = s$. let the C_i, C_j be two columns belonging to the set of s columns where $\text{support}(R_1)$ and $\text{support}(R_2)$ intersect. Assume that the symbols corresponding to C_i and C_j are erased. In order to sequentially repair these symbols locally, R_1 and R_2 must linearly combine with some of the remaining rows to get a vector \mathbf{v} with the following properties.

- 1) Hamming weight of \mathbf{v} is less than or equal to $(r + 1)$.
- 2) \mathbf{v} has a zero in the coordinate corresponding to C_i and a non zero value in coordinate corresponding to C_j , or vice versa.

Assume that a linear combination of l rows $\{R_1, R_2, R_3 \dots R_l\}$ results in \mathbf{v} . Let s_{ij} denote $|\text{support}(R_i) \cap \text{support}(R_j)|$. Clearly, $s_{12} = s$. If $s_{ij} > 0$, we have shown that the vectors formed by those components of rows R_i and R_j in $|\text{support}(R_i) \cap \text{support}(R_j)|$ form MDS code and they linearly combine to form a vector of hamming weight at least $s_{ij} - 1$. Thus the hamming weight of \mathbf{v} is at least $l + \sum_{1 \leq i < j \leq l, s_{ij} > 0} (s_{ij} - 1) + f$, where the factor of l comes from the identity part of H and f comes from the part of support of rows R_i 's in the H'

¹A combination of (1) and (2) means, the code symbols can be partitioned into 2 sets, one set form the code mentioned in point 1) and the other set form the code mentioned in point 2) with no parities across the sets

part which has no intersection with support of any other row in the set $\{R_1 \cdots R_l\}$.

$$\begin{aligned}
l + \sum_{1 \leq i < j \leq l, s_{ij} > 0} (s_{ij} - 1) + f &\leq r + 1 \\
l + \sum_{1 \leq i < j \leq l, s_{ij} > 0} s_{ij} - \binom{l}{2} + f &\leq r + 1 \\
l + 2 \sum_{1 \leq i < j \leq l, s_{ij} > 0} (s_{ij}) - \binom{l}{2} + f &\leq r + 1 + \sum_{1 \leq i < j \leq l, s_{ij} > 0} (s_{ij}) \\
\text{Also, } f + 2 \sum_{1 \leq i < j \leq l, s_{ij} > 0} s_{ij} &= lr \\
\sum_{1 \leq i < j \leq l, s_{ij} > 0} s_{ij} &\leq \frac{lr}{2}
\end{aligned}$$

substituting this gives:

$$l + lr - \binom{l}{2} \leq r + 1 + \frac{lr}{2}$$

simplifying and assuming $l > 2$ we get

$$r \leq l - 1$$

Hence we get $l \geq r + 1$, when $l > 2$. But when $l \geq r + 1$ the coordinates in the identity part will add a Hamming weight of $r + 1$ to \mathbf{v} , making the Hamming weight of \mathbf{v} greater than $r + 1$ as it must also have a non zero C_j^{th} co ordinate. Hence, if $1 < s < r$, $l > 2$ is not possible. Now, assume $l = 2$ i.e., a linear combination of R_1 and R_2 should give \mathbf{v} . The Hamming weight of a linear combination of R_1 and R_2 is at least $(s - 1) + 2(r + 1 - s)$ ($s - 1$ comes from the intersecting coordinates, and $2(r + 1 - s)$ comes from the non intersecting coordinates of R_1 and R_2). We need,

$$\begin{aligned}
(s - 1) + 2(r + 1 - s) &\leq r + 1 \\
s &\geq r
\end{aligned}$$

which is not possible as $1 < s < r$. Hence $l = 2$ is also not possible. Hence putting together we have $l \geq 2$ not possible but for $1 < s < r$, but we need to linearly combine $l \geq 2$ rows to get \mathbf{v} . Hence $1 < s < r$ is not possible. ■

IV. CODES WITH SEQUENTIAL RECOVERY FROM THREE ERASURES

In this section, we first present an improved lower bound on the block length of codes that can sequentially recover from 3 erasures for $k \leq r^{1.8}$. We then provide a construction of a short block length code that generalizes an instance of the Turan graph construction in [17].

A. Bound on Minimum Block Length

In [18], W. Song et. al. derived the following lower bound on the block length of codes that can sequentially recover from three erasures.

$$n \geq k + \left\lceil \frac{2k + \lceil \frac{k}{r} \rceil}{r} \right\rceil \quad (4)$$

Constructions were also provided of codes meeting the above bound for $\lceil \frac{k}{r} \rceil \geq r$. Here, we present a new bound on block length for 3 sequential erasure correcting code that is tighter for the regime where $k \leq r^{1.8}$. We also provide a few sporadic examples where this bound turns out to be tight. For binary codes, our bound takes on the form:

$$n \geq k + \min_{s_1} \max\{f_1(s_1), f_2(s_1), s_1\}, \quad (5)$$

$$\text{where } f_1(s_1) = \left\lceil \frac{-(2r-5) + \sqrt{(2r-5)^2 + 4(6k + s_1^2 - 5s_1)}}{2} \right\rceil$$

$$f_2(s_1) = \left\lceil \frac{-(4r-4+2s_1) + \sqrt{(4r-4+2s_1)^2 + 4(12k + 3s_1^2 - 4s_1 - 7)}}{2} \right\rceil.$$

Proof: Let H' be the parity check matrix of a code C , which is a 3-Sequential erasure correcting code (possibly having global parities) with m' linearly independent rows and block length n and dimension k . Let

$$B_0 = \text{span}(h : \text{weight}(h) \leq r+1, h \in C^\perp)$$

Let $\{c_1, \dots, c_m\}$ be a basis of B_0 with $\text{weight}(c_i) \leq r+1$. Let

$$H = \begin{bmatrix} c_1 \\ \vdots \\ c_m \end{bmatrix}.$$

Let's extend the basis $\{c_1, \dots, c_m\}$ of B_0 to a basis of C^\perp and form the parity check matrix H' of C with this basis of C^\perp . Hence

$$H' = \begin{bmatrix} H \\ H_1 \end{bmatrix}.$$

where H_1 contains the extra vectors coming from extending the basis $\{c_1, \dots, c_m\}$ of B_0 to a basis of C^\perp . The number of row vectors in the above matrix must be m' . Now since k is the dimension of the code C with parity check matrix H' then $n = k + m' \geq k + m$. Now H is a parity check matrix of a 3 sequential erasure correcting code with same block length n as its row span has all the parities of weight $\leq r+1$ of C^\perp defined by H' . Now We consider the code defined by the parity check matrix H with m linearly independent rows which is 3 sequential erasure correcting code and derive a lower bound on m as a function of k and r . Using $n = k + m' \geq k + m$ and the derived lower bound on m , we get a lower bound on n .

Let s_1, s_2 be the number of columns of H with weights 1 and 2 respectively. Then by simple counting of non zero entries of H :

$$\begin{aligned} s_1 + 2s_2 + 3(n - s_1 - s_2) &\leq m(r+1) \\ 3n - m(r+1) - 2s_1 &\leq s_2 \end{aligned} \tag{6}$$

Permute the columns and rows of H matrix such that :

$$H = \begin{bmatrix} D_{s_1} & A \\ 0 & B \end{bmatrix}.$$

where D_{s_1} is a diagonal matrix of size s_1 . Now the s_2 , 2 weight columns are to the right of D_{s_1} . In these s_2 columns, we cannot have a column with 2 non zero entries in the first s_1 rows, as this would imply $d_{\min} \leq 3$ (where d_{\min} is the minimum distance of the code defined by the parity check matrix H) as the code defined by parity check matrix H is also a 3 sequential erasure correcting code and hence $d_{\min} \geq 4$. Hence :

Let f_1 = number of columns of s_2 with exactly one non zero entry in first s_1 rows.

f_2 = number of columns of s_2 with both non zero entries in bottom $m - s_1$ rows.

$$\begin{aligned} s_2 &= f_1 + f_2 \\ f_1 &\leq s_1(m - s_1) \\ f_2 &\leq N(m - s_1, 2, 4) \end{aligned}$$

where $N(m - s_1, 2, 4)$ is the maximum number of columns in a parity check matrix with $m - s_1$ rows and column weight 2 and $d_{\min} \geq 4$. Now Restricting to binary, Trivially, $N(m - s_1, 2, 4) \leq \binom{m-s_1}{2}$. With a little bit of thought the above bound can be tightened to:

$$N(m - s_1, 2, 4) \leq \frac{(m - s_1 + 3)(m - s_1 + 1)}{4} + 1$$

Hence using (6) and both the above bounds on s_2 :

$$3n - m(r + 1) - 2s_1 \leq s_1(m - s_1) + \binom{m - s_1}{2} \quad (7)$$

$$3n - m(r + 1) - 2s_1 \leq s_1(m - s_1) + \frac{(m - s_1 + 3)(m - s_1 + 1)}{4} + 1 \quad (8)$$

(7) (On using $n \geq k + m$) leads to:

$$m^2 + m(2r - 5) - (6k + s_1^2 - 5s_1) \geq 0$$

which gives:

$$\begin{aligned} m &\geq \left\lceil \frac{-(2r - 5) + \sqrt{(2r - 5)^2 + 4(6k + s_1^2 - 5s_1)}}{2} \right\rceil = f_1(s_1) \\ &\geq \left\lceil \frac{-(2r - 5) + \sqrt{(2r - 5)^2 + 4(6k - 6)}}{2} \right\rceil \end{aligned}$$

which when added with k gives a better lower bound on n than (4), over some parameter range in $k \leq r^2$. Simulation shows that the above bound gives a higher block length than Song et. al. bound (4) for $k \leq r^{1.8}$.

(8) (On using $n \geq k + m$) leads to:

$$m^2 + m(4r - 4 + 2s_1) - (12k + 3s_1^2 - 4s_1 - 7) \geq 0$$

which gives:

$$\begin{aligned} m &\geq \left\lceil \frac{-(4r - 4 + 2s_1) + \sqrt{(4r - 4 + 2s_1)^2 + 4(12k + 3s_1^2 - 4s_1 - 7)}}{2} \right\rceil \\ &= f_2(s_1) \end{aligned}$$

Taking $m \geq \min_{s_1} \max(f_1(s_1), f_2(s_1), s_1)$, we get a better bound on minimum block length for the binary case. Since $n \geq k + m$, we get $n \geq k + \min_{s_1} \max(f_1(s_1), f_2(s_1), s_1)$ ■

We provide some examples which meets the above bound:

- 1) When $r = 4, k = 8, t = 3$, our bound 5 gives $n \geq 14$ whereas the bound in (4) gives $n \geq 13$. The binary code associated to the parity-check matrix shown below achieves our tighter bound and hence represents a code of minimum possible block length.

$$H = \left[\begin{array}{cccccc|cccccc} 1 & 0 & 0 & 0 & 0 & 0 & 1 & 1 & 1 & 1 & 0 & 0 & 0 & 0 \\ 0 & 1 & 0 & 0 & 0 & 0 & 0 & 0 & 0 & 0 & 1 & 1 & 1 & 1 \\ 0 & 0 & 1 & 0 & 0 & 0 & 1 & 1 & 0 & 0 & 1 & 1 & 0 & 0 \\ 0 & 0 & 0 & 1 & 0 & 0 & 0 & 0 & 1 & 1 & 0 & 0 & 1 & 1 \\ 0 & 0 & 0 & 0 & 1 & 0 & 1 & 0 & 1 & 0 & 1 & 0 & 1 & 0 \\ 0 & 0 & 0 & 0 & 0 & 1 & 0 & 1 & 0 & 1 & 0 & 1 & 0 & 1 \end{array} \right] \quad (9)$$

This code is an example of a more general construction presented below in the next subsection (see Fig. 2).

- 2) $n = 28, r = 7, k = 20, t = 3$: (4 gives $n \geq 27$ for $k = 20, r = 7$. Our bound 5 gives $n \geq 28$ for $k=20, r=7$.

Hence the code below has least block length for a binary code.)

$$H = \begin{bmatrix} 1 & 0 & 0 & 0 & 0 & 0 & 0 & 1 & 0 & 0 & 0 & 0 & 0 & 0 & 1 & 0 & 1 & 0 & 0 & 1 & 1 & 0 & 0 & 0 & 0 & 1 & 1 \\ 0 & 1 & 0 & 0 & 0 & 0 & 0 & 0 & 1 & 0 & 0 & 0 & 0 & 0 & 1 & 0 & 1 & 0 & 0 & 1 & 0 & 1 & 1 & 0 & 0 & 0 & 0 & 1 \\ 0 & 0 & 1 & 0 & 0 & 0 & 0 & 0 & 0 & 1 & 0 & 0 & 0 & 0 & 0 & 1 & 0 & 0 & 1 & 0 & 1 & 1 & 1 & 1 & 0 & 0 & 0 & 0 \\ 0 & 0 & 0 & 1 & 0 & 0 & 0 & 0 & 0 & 0 & 1 & 0 & 0 & 0 & 1 & 0 & 0 & 1 & 0 & 1 & 0 & 0 & 1 & 1 & 1 & 0 & 0 & 0 \\ 0 & 0 & 0 & 0 & 1 & 0 & 0 & 0 & 0 & 0 & 0 & 1 & 0 & 0 & 0 & 1 & 0 & 1 & 0 & 1 & 0 & 0 & 1 & 1 & 1 & 0 & 0 & 0 \\ 0 & 0 & 0 & 0 & 0 & 1 & 0 & 0 & 0 & 0 & 0 & 0 & 1 & 0 & 0 & 1 & 0 & 1 & 0 & 1 & 0 & 0 & 0 & 0 & 1 & 1 & 1 & 0 \\ 0 & 0 & 0 & 0 & 0 & 0 & 1 & 0 & 0 & 0 & 0 & 0 & 0 & 1 & 1 & 0 & 1 & 0 & 1 & 0 & 0 & 0 & 0 & 0 & 0 & 1 & 1 & 1 \\ 0 & 0 & 0 & 0 & 0 & 0 & 0 & 1 & 1 & 1 & 1 & 1 & 1 & 1 & 0 & 0 & 0 & 0 & 0 & 0 & 0 & 0 & 0 & 0 & 0 & 0 & 0 & 0 \end{bmatrix}.$$

- 3) $n=10, r=3, k=5$ ($m=5$), $t=3$: (4 gives $n \geq 9$ for $k=5, r=3$. Our bound 5 gives $n \geq 10$ for $k=5, r=3$. Hence the code below has least block length for a binary code.)

$$H = \begin{bmatrix} 1 & 0 & 0 & 0 & 1 & 0 & 0 & 0 & 1 & 1 \\ 0 & 1 & 0 & 0 & 0 & 1 & 0 & 0 & 1 & 0 \\ 0 & 0 & 1 & 0 & 0 & 0 & 1 & 0 & 1 & 1 \\ 0 & 0 & 0 & 1 & 0 & 0 & 0 & 1 & 0 & 1 \\ 0 & 0 & 0 & 0 & 1 & 1 & 1 & 1 & 0 & 0 \end{bmatrix}.$$

B. A Hypergraph-Based Construction for $t = 3$

The construction of a binary code presented below may be viewed as a generalization of an instance of the Turan-graph-based construction presented in [17] for the sequential recovery of 2 failed nodes.

Construction 2. Set $b = 3\beta$ for some parameter $\beta \geq 1$. Let \mathcal{G} be a hypergraph on b nodes constructed by first partitioning the b nodes into three subsets of nodes, labelled as A_1, A_2, A_3 , each having β nodes. Next, for every triple of nodes n_1, n_2, n_3 , $n_i \in A_i$, a hyperedge is placed that connects these three nodes. Thus there are a total of β^3 hyperedges.

Each hyperedge is then associated to a unique message symbol and each of the nodes in the node subsets A_i is associated with a parity-check symbol. The parity-check symbol associated to a node n_i is the sum of all the message symbols associated with the hyperedges connected to that node n_i . The code is defined by the set of message symbols associated with hyperedges and the parity check symbols associated with the nodes of \mathcal{G} . Thus the code has dimension $k = \beta^3$ and block length $n = 3\beta + \beta^3$. It can be shown that this code has minimum distance 4, hence the code \mathcal{C} has parameters $[n = \beta^3 + 3\beta, k = \beta^3, d = 4]$. It follows that the code has rate $\frac{\beta^3}{\beta^3 + 3\beta} = \frac{r}{r+3}$.

Claim 1. The construction defined above gives a sequential 3 erasure correcting code with $[n = \beta^3 + 3\beta, k = \beta^3, d = 4]$ and locality $r = \beta^2$.

Proof: The proof proceeds by showing that for every instance of 3 code symbol erasures, there is at least one parity check of weight $r+1$ whose support contains exactly one of the erased symbols, and hence the corresponding symbol can be recovered and subsequently the remaining two symbols can also be recovered using local parities. Assume that x number of information symbols are erased and $3 - x$ parity symbols are erased. We consider the cases $x = 0, x = 1, x = 2, x = 3$ and prove each case.

case 1 : $x = 0$

Each parity symbol is calculated from $r = \beta^2$ information symbols associated with it. Hence any number of erasures among the parity symbols can be repaired locally if none of the information symbols are erased.

Case 2 : $x = 1$

Each hyper edge is connected to 3 parity nodes. At most two parity nodes are allowed to fail in this case. So the erased information symbol can be recovered using the third parity symbol which is not erased.

Case 3 : $x = 2$

Let S_i denote the set of nodes $\{n_1^{(i)}, n_2^{(i)}, n_3^{(i)}\}$ which are connected by the i^{th} hyperedge. It is easily checked that $|S_i \cap S_j| \leq 2$ and therefore $|S_i \cup S_j| \geq 4$ for all $1 \leq i \neq j \leq \beta^3$. Assume that i and j are the hyperedges

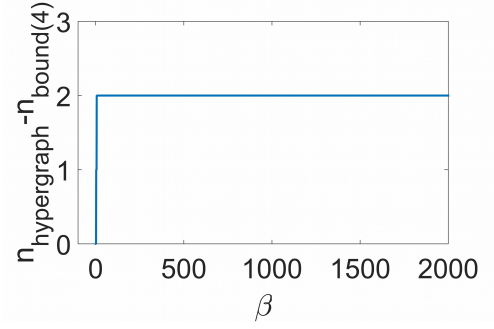
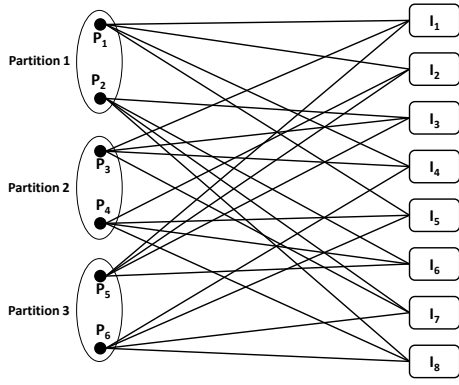


Fig. 2: On the left, an example of the hyperedge-based construction given in Construction 2. In the bipartite graph shown here, each node on the right represents a hyperedge and hence, a distinct message symbol. Each node P_i on the left, represents a parity check symbol. Thus this code has block length $n = 14$ and $k = 8$.

The plot on the right shows the difference between the block length of Construction 2 and the lower bound on block length given by (5) as a function of β .

representing the erased information symbols I_i and I_j respectively. Let the set T_{ij} be defined as:

$$T_{ij} = \{S_i \cup S_j\} \setminus \{S_i \cap S_j\}$$

$$|T_{ij}| \geq 2$$

The support of each of the parities associated with the parity symbols represented by the nodes in T_{ij} will contain either I_i or I_j , but not both. Since $|T_{ij}| \geq 2$, there are atleast two parity checks whose support contains only one of the erased symbols I_i and I_j . The third erasure in this case (which is a parity symbol) can affect at most one of these parity checks. Therefore at least one of the information symbols can be recovered, and subsequently the remaining symbols can also be recovered.

Case 3 : $x = 3$

Assume that the information symbols I_i, I_j and I_k are erased, and i, j, k are the corresponding hyperedges.

Let S_i and T_{ij} be as defined above. Consider I_i and I_j . If $|S_i \cap S_j| < 2$ then $|T_{ij}| \geq 4$. i.e. there are at least 4 parity checks whose support contains only one of the erased symbols I_i and I_j , and hence can be used to recover the corresponding symbol. The third erasure in this case can affect at most three of these parity checks, since the hyperedge corresponding to the information symbol I_k is connected to exactly 3 nodes. Therefore at least one of the information symbol can be recovered, and subsequently the remaining symbols can also be recovered.

Consider the case when $|S_i \cap S_j| = 2$. Let $S_i \cap S_j = \{n_1, n_2\}$. Clearly, n_1 and n_2 belong to two different partitions, say A_1 and A_2 . Hyperedges i and j will be connected to two distinct nodes in the third partition A_3 . Exactly one information symbol belonging to the support of the parity checks associated to the parity symbols represented by these two nodes in A_3 has been erased. The third erasure in this case can affect at most one parity check among those parity checks associated with the nodes in A_3 (Since each hyperedge is connected to exactly one node, in one partition). Hence at least one of the information symbols I_i and I_j can be recovered using the parity check associated to the corresponding node in A_3 . Therefore sequential recovery is possible in this case. ■

Fig. 2 shows an example construction for the case when $\beta = 2$ and hence with parameters $[n = 14, k = 8, d_{\min} = 4]$ with locality parameter $r = 4$ and permits sequential recovery from $t = 3$ erasures. The parity-check matrix of this code was presented earlier in Section IV-A as an example of a code that achieves the tighter block length for $t = 3$ and appears in (9).

Remark 1. The rate-optimal construction given in [18] for 3 erasures requires $\lceil \frac{k}{r} \rceil \geq r$. The hypergraph construction in Construction 2 described above on the other hand, has a much smaller value of this ratio, namely $\frac{k}{r} = \sqrt{r}$ and difference between the block length of Construction 2 and bound (5) is ≤ 2 for $1 \leq \beta \leq 2000$. Thus, Construction 2 yields high rate binary codes for parameter sets outside the range of the construction in [18].

V. HIGH RATE CONSTRUCTIONS WITH $r = 2$ FOR SEQUENTIAL RECOVERY

In [10], Tamo et al. derived the upper bound 10

$$\frac{k}{n} \leq \frac{1}{\prod_{j=1}^t (1 + \frac{1}{jr})} \quad (10)$$

on the rate of codes with parallel recovery. However, to the author's knowledge, prior to this paper, there were no general constructions, either sequential or parallel, that achieved this bound for $r = 2, t = 4, 5, 6$.

In this context, the constructions for sequential codes presented below for $r = 2$ and $t = 5, 6, 7$ achieve a larger rate than what appears on the right side of (10). For $t = 4$, we provide a construction having rate close to the bound. The rate of the bipartite graph based constructions by Rawat et.al.(Section VI-A of [19]) is $\frac{r-1}{r+1} = 0.33$, for $r = 2$. Our codes achieve improved rates compared to $\frac{r-1}{r+1}$ for $t = 4, 5, 6$ and an equal rate for $t = 7$. However, for $t = 7$, the construction presented here has a smaller block length. The constructions will be presented in graphical form. In all of the graphs, each node in a graph represents a code symbol and a parent node stores the parity of its children.

A. Construction for $t = 4, r = 2$

The construction below gives a systematic $(r = 2, t = 4)_{seq}$ code with sequential recovery. Let $k = 4l, l > 1$. Arrange the k nodes $I_1 \dots I_k$, representing information symbols, as shown in Fig 3. Construct k parity nodes $P_1 \dots P_k$ as shown in Fig 3 where P_i is the parity of I_i and I_{i+1} , for $i = 1 \dots k-1$ and P_k is the parity of I_1 and I_k . Add a second layer of $k/2$ parities $Q_1 \dots Q_{k/2}$. Q_i is the parity for P_i and $P_{i+\frac{k}{2}}, i = 1 \dots k$. This code has rate $\frac{k}{k+k+(k/2)} = 0.4$.

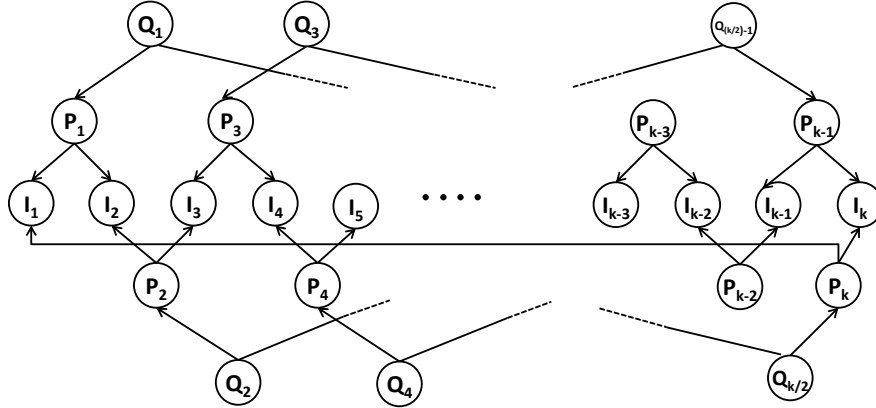


Fig. 3: The Four Erasure Correcting Code

Claim 2. The construction defined above generates a code with locality $r = 2$, permitting recovery from 4 erasures using the sequential approach.

Proof: Assume that x number of information symbols are erased and $4 - x$ parity symbols are erased. We consider the cases $x = 0, x = 1 \dots x = 4$ and prove each case.

In the following, we handle only representative worst case erasures. Rest of the cases can be either handled similarly or easily.

case 1 : $x = 0$

All parities are derived from information symbols. Hence each of the parity symbol can be repaired locally using existing parity/information symbols.

Case 2 : $x = 1$

WLOG assume that node I_1 was erased. If either P_1 or P_k is live, then I_1 can be repaired. Therefore assume that both P_1 and P_k have been erased. P_1 can be repaired using Q_1 & $P_{1+\frac{k}{2}}$. Similarly, P_k can be repaired using $Q_{\frac{k}{2}}$ and P_k . But we can erase only one more parity symbol. Hence, either P_1 or P_k can be repaired and subsequently all the remaining 3 nodes can be repaired.

Case 2 : $x = 2$

WLOG assume that node I_1 was erased. It has 2 repair sets $\{P_1, I_2\}$ and $\{P_k, I_k\}$.

Case 2.1 : Assume that both P_1 and P_k are erased. Both of them can be recovered using the second layer of parities (Q). I_1 can be recovered since at most one of the symbols I_k and I_2 is allowed to fail.

Case 2.2 : Assume that P_1 and Q_1 are erased. I_1 can be repaired using the repair set $\{P_k, I_k\}$. Hence assume that I_k is erased. But I_k can be repaired using P_{k-1} and I_{k-1} . Subsequently all the remaining erased nodes can be repaired.

Case 3 : $x = 3$

Case 3.1 : Assume that P_1 was erased.

But P_1 can be repaired using Q_1 and $P_{1+\frac{k}{2}}$. The three information symbols can be recovered due to similar reasoning as in case 4 below.

Case 3.2 : Assume that Q_1 was erased.

But Q_1 can be repaired using P_1 and $P_{1+\frac{k}{2}}$. The three information symbols can be recovered due to similar reasoning as in case 4 below.

Case 4 : $x = 4$

Assume that I_1 is erased. It has 2 repair sets $\{P_1, I_2\}$ and $\{P_k, I_k\}$. Assume that both nodes I_2 and I_k have been erased so that both repair sets of I_1 cannot be used to recover I_1 . I_2 has a live repair set $\{P_2, I_3\}$ and I_k has a live repair set $\{P_{k-1}, I_{k-1}\}$. Since we are allowed to erase at most one more information symbol, either I_2 or I_k can be recovered. ■

The following constructions use a similar approach to generate codes for $t = 5, 6$ and $7, r = 2$. The proof of sequential recovery for $t = 5, 6, 7, r = 2$ is similar to the $t = 4, r = 2$ case described above.

B. Construction for $t = 5, r = 2$

A $(2, 5)_{seq}$ code can be constructed from the $(2, 4)_{seq}$ code constructed above, by adding additional parities $R_1 \dots R_{(k/8)}$. Parity symbol R_i is the parity of Q_{2i-1} and $Q_{2i-1+\frac{k}{4}}$. Here we need the additional requirement that $8|k$. This code has Rate $= \frac{k}{k+k+(k/2)+(k/8)} = 0.3810$.

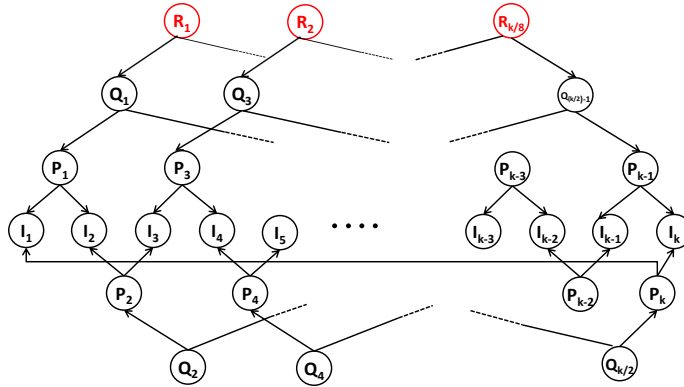


Fig. 4: The Five Erasure Code

$$\begin{aligned} \text{Rate of the code} &= \frac{k}{k + k + (k/2) + (k/8)} \\ &= 0.3810 \end{aligned}$$

C. Construction for $t = 6, r = 2$

A sequential 6 erasure code can be constructed from a 5 erasure code constructed as described above, by adding additional parities $S_1 \dots S_{(k/8)}$ and $T_1 \dots T_{k/8}$. S_i stores the parity of Q_{2i} and $Q_{2i+(k/4)}$. T_i stores the parity of P_{4i-2} and P_{4i} . Here we need the additional requirement of $8|k$ and $k \geq 16$.

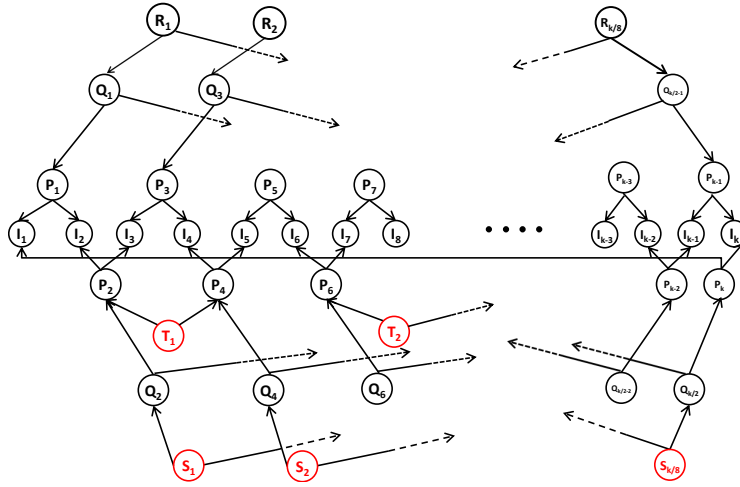


Fig. 5: The Six Erasure Code : Note that the new parities T covers only half of P parities in the bottom (i.e. $P_2, P_4 \dots P_{\frac{k}{2}}$). Hence they are $k/8$ in number.

t	4	5	6	7
Bound (10)	0.4063	0.3694	0.3410	0.3183
Rate of codes in Section V	0.4000	0.3810	0.3478	0.3333

TABLE I: Rate Comparison with bound for parallel recovery.

$$\begin{aligned}
 \text{Rate of the code} &= \frac{k}{k + k + (k/2) + (k/8) + (k/8) + (k/8)} \\
 &= 0.3478
 \end{aligned}$$

D. Construction for $t = 7, r = 2$

A sequential 7 erasure code can be constructed from a 6 erasure code constructed as described above, by adding additional parities $U_1 \dots U_{(k/16)}$ and $V_1 \dots V_{(k/16)}$. U_i stores the parity of T_i and $T_{i+\frac{k}{16}}$. V_i stores the parity of S_i and $S_{i+\frac{k}{16}}$. Here we need the additional requirement of $16|k$.

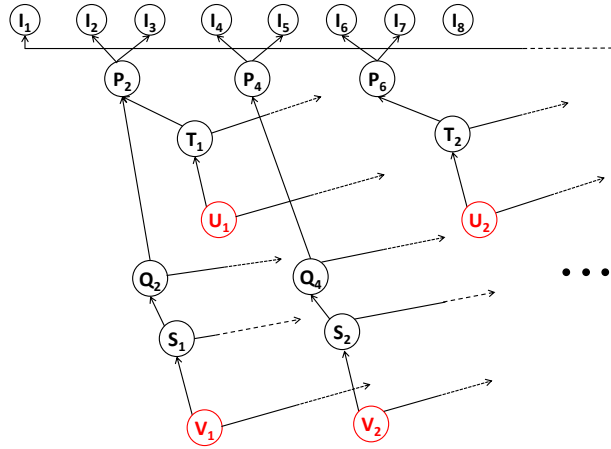


Fig. 6: The seven Erasure Code (partial diagram)

$$\text{Rate of the code is } \frac{k}{k + k + (k/2) + (k/8) + (k/8) + (k/8) + (k/16) + (k/16)} = 0.3333$$

VI. CONSTRUCTIONS FOR GENERAL t

A. Construction using Orthogonal Latin Squares

Let $L = \{l_1 \cdots l_{t-2}\}$ be a set of $t-2$, $r \times r$ orthogonal latin squares. Let the i^{th} latin square be filled with integers $(i-1)r+1, \dots, ir$. Let B_1 and B_2 be two $r \times r$ squares with elements in the $(i, j)^{th}$ position, $b_{ij}^{(1)}$ and $b_{ij}^{(2)}$ respectively as given by: $b_{ij}^{(1)} = (t-2)r + i$, $b_{ij}^{(2)} = (t-1)r + j \quad \forall \quad 1 \leq i, j \leq r$

Let $S = L \cup \{B_1, B_2\}$. The squares in S are mutually orthogonal i.e., for $P, Q \in S$, the ordered pair (p_{ij}, q_{ij}) are distinct for all $1 \leq i, j \leq r$, where p_{ij} and q_{ij} denote the $(i, j)^{th}$ element of P and Q respectively.

Construct the parity check matrix as shown below.

$$H = \left[\begin{array}{c|ccc|c} & I_r & 0 & \dots & 0 & \\ A & 0 & \ddots & \vdots & 0 & 0 \\ & 0 & \dots & 0 & I_r & \\ \hline 0 & \underline{1} & 0 & \dots & 0 & 1 \end{array} \right]$$

A is an $rt \times r^2$ matrix obtained from S as follows. Columns of A are indexed by two variables $i, j, 1 \leq i \leq r, 1 \leq j \leq r$. $(ij)^{th}$ element in k^{th} row is 1 if k appears in the $(i, j)^{th}$ position of some square in S . $\underline{1}$ denote a $1 \times r$ vector of ones. I_r denote the identity matrix of order r . It is repeated t times as shown.

Claim 3. *The code obtained from Orthogonal Latin squares will correct $t+1$ erasures sequentially, when t is even.*

Proof: We can divide the rows of A into t sets (corresponding to t orthogonal squares in S , i.e, rows $(i-1)r+1, \dots, ir$ form i^{th} set and the support of these rows depends on i^{th} square in S and form a partition of r^2 columns of A), and thus the support sets of each of these set of rows (corresponding to an element in S) form a partition of r^2 columns in A . Each row of A contain exactly r , non zero entries. Clearly, the support of 2 rows within a partition are disjoint. Since the elements in S are mutually orthogonal, the support of two rows belonging to two different partitions can have at most one intersection. These two observations prove that the symbols corresponding to the columns of A are protected by t orthogonal parities each. Hence, A denote the parity check matrix of a t -availability code.

Assume that there are s erasures in the first r^2 symbols (corresponding to the columns of A) and $t-s+1$ erasures in the remaining symbols.

Consider the case when $s = 1$. Let a denote the symbol that is erased from the set of first r^2 symbols. a is covered by t orthogonal parities belonging to the t different partitions of columns of A respectively. If at least one of these t repair sets of a corresponding to t orthogonal parities containing a , (a repair set of symbol a correspond to the set of symbols corresponding to the support of a parity of weight $\leq r+1$ containing a other than a) have all r symbols not erased, then a can be recovered. Hence, assume that the remaining t erasures happen in such a way that each repair set of a loses one node. But these t erasures happen outside the r^2 columns of A and one of the t erasures can be recovered using the last row parity of H due to the nature of t erasures intersecting with t repair sets of a (corresponding to its t orthogonal parities). This recovered symbol can be used to recover a , and hence all symbols can be recovered.

Now consider the case when $1 < s < t+1$. Let a be an erased symbol belonging to the set of first r^2 code symbols. a has t disjoint parities belonging to t different partitions of columns of A . If at least one of these repair sets have all r symbols not erased, then the symbol can be recovered. Hence, assume that the remaining t erasures happen in such a way that each repair set of the a loses one node. Among these erasures, $s-1$ erasures happen among the first r^2 symbols and the rest $t+1-s$ happen among the remaining code symbols. Let b be another erased symbol belonging to the set of first r^2 code symbols. b also has a set of t disjoint repair sets. A repair set of b can intersect with the erased symbols corresponding to columns of A . Thus at most $s-1$ repair sets of b are affected due to the erasures among the first r^2 symbols. But the repair sets of b cannot have an element from the $t-s+1$ erased symbols which does not belong to the first r^2 symbols. Because, each of those $t-s+1$ symbols have only one repair set in rows of H (other then the last row of H), and that repair set contains a due to the fact that erasures happen in such a way that a cannot be recovered from its t disjoint repair sets. Since b already has a repair set containing a , it cannot have a repair set containing any of those $t-s+1$ symbols as the repair sets of b are disjoint corresponding to its t orthogonal parities. Hence b has at least $t-s+1$ repair sets which can be used to recover b . Similarly all erased symbols can be recovered.

Now, consider the case when $s = t + 1$. Let a be a symbol that is erased. The t orthogonal parities of a belong to t different partitions of columns of A . Assume that the remaining t erasures happen in such a way that each repair set of a loses one node, so that a cannot be recovered using its t orthogonal parities. Since the repair sets are disjoint, each repair set cannot lose more than one symbol. Similarly for each erased symbol all its t disjoint repair sets have erasures as otherwise one of the symbols can be recovered and rest can be handled by t orthogonal parities. Now, consider a set of rows whose supports forming a partition of columns of A . Number of symbol erasures in the support of a row in the partition must be either 0 or two as per the erasure pattern described, as otherwise there would be an erased symbol with a repair set having no erasures. Hence, the total number of erasures must be even. But, this is not possible since $t + 1$ is odd. Hence, there exist at least one parity which has lost only one symbol. Hence, that symbol can be recovered and the remaining erased symbols can be recovered using orthogonal parities. ■

The rate of this code is $\frac{r^2}{r^2+rt+1}$ as compared to $\frac{r}{r+t+1}$ in [25] with a block length of $\binom{r+t+1}{t+1}$. We achieve a better rate and a smaller block length $r^2 + rt + 1$ by using the sequential approach instead of orthogonal parities. The construction in [19] based on bipartite graph (Section VI-A of [19]) has higher rate of $\frac{r-1}{r+1}$ but they require block length of $(r+1)^{t-4+\lfloor \frac{t-2}{4} \rfloor + 2}$ [26]. We achieve a reasonable rate with very small block length.

B. Construction using product of sequential codes

Assume that \mathcal{C}_1 is a t_1 -sequential recovery code and \mathcal{C}_2 , is a t_2 sequential recovery code both with locality r . Let \mathcal{C} be the code obtained by taking the product of \mathcal{C}_1 and \mathcal{C}_2 . It is straightforward to see \mathcal{C} can recover from $(t_1 + 1)(t_2 + 1) - 1$ erasures sequentially.

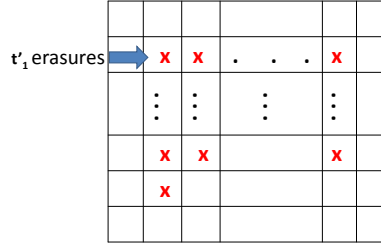


Fig. 7: Product code : 'X' indicates node failures.

Proof: Consider a codeword in \mathcal{C} as shown in Figure 7. Assume that there are t'_1 erasures in a row of the codeword. If $t'_1 \leq t_1$, then the nodes can be recovered using \mathcal{C}_1 . Hence assume that $t'_1 > t_1$. \mathcal{C}_2 can recover one of these symbols if the number of erasures in the column corresponding to that symbol is less than or equal to t_2 . Hence, the code \mathcal{C} fails to repair the erased symbols only if the number of erasures is greater than or equal to $(t_1 + 1)(t_2 + 1)$, which completes the proof. ■

1) *An Example Construction:* Let H_t denote the parity check matrix of a (r, t) -sequential erasure correcting code with parameters $[n', k', d']$. Construct a new matrix H as shown below.

$$H = \begin{pmatrix} H_t & 0 & \cdots & 0 & 0 \\ 0 & H_t & \cdots & 0 & 0 \\ \vdots & \vdots & \vdots & \vdots & \vdots \\ 0 & 0 & \cdots & H_t & 0 \\ I_{n'} & I_{n'} & \cdots & I_{n'} & I_{n'} \end{pmatrix},$$

H_t is repeated r times along the diagonal. $I_{n'}$ denote the $n' \times n'$ identity matrix.

Claim 4. A code with parity check matrix H has an all symbol locality r and can correct $2t + 1$ erasures using sequential approach.

Proof: Proof follows by observing that the given parity check matrix is the parity check matrix of the code obtained by taking the product of single parity check code and the $[n', k', d']$ code. ■

The resulting code will have the following parameters

$$\begin{aligned}\text{Block Length} &= (r + 1)n' \\ \text{Dimension} &= rk' \\ \text{Minimum Distance} &= 2t + 2\end{aligned}$$

REFERENCES

- [1] P. Gopalan, C. Huang, H. Simitci, and S. Yekhanin, "On the Locality of Codeword Symbols," *IEEE Trans. Inf. Theory*, vol. 58, no. 11, pp. 6925–6934, Nov. 2012.
- [2] D. Papailiopoulos and A. Dimakis, "Locally repairable codes," in *Information Theory Proceedings (ISIT), 2012 IEEE International Symposium on*, July 2012, pp. 2771–2775.
- [3] F. Oggier and A. Datta, "Self-repairing homomorphic codes for distributed storage systems," in *INFOCOM, 2011 Proceedings IEEE*, April 2011, pp. 1215–1223.
- [4] C. Huang, M. Chen, and J. Li, "Pyramid codes: Flexible schemes to trade space for access efficiency in reliable data storage systems," in *Network Computing and Applications, 2007. NCA 2007. Sixth IEEE International Symposium on*, July 2007, pp. 79–86.
- [5] G. Kamath, N. Prakash, V. Lalitha, and P. Kumar, "Codes with local regeneration," in *Information Theory and Applications Workshop (ITA), 2013*, Feb 2013, pp. 1–5.
- [6] I. Tamo and A. Barg, "A family of optimal locally recoverable codes," *IEEE Trans. Inf. Theory*, vol. 60, no. 8, pp. 4661–4676, 2014.
- [7] W. Song, S. H. Dau, C. Yuen, and T. Li, "Optimal locally repairable linear codes," *Selected Areas in Communications, IEEE Journal on*, vol. 32, no. 5, pp. 1019–1036, May 2014.
- [8] J. Zhang, X. Wang, and G. Ge, "Some improvements on locally repairable codes," *CoRR*, vol. abs/1506.04822, 2015. [Online]. Available: <http://arxiv.org/abs/1506.04822>
- [9] P. Huang, E. Yaakobi, H. Uchikawa, and P. H. Siegel, "Binary linear locally repairable codes," *CoRR*, vol. abs/1511.06960, 2015. [Online]. Available: <http://arxiv.org/abs/1511.06960>
- [10] I. Tamo, A. Barg, and A. Frolov, "Bounds on the parameters of locally recoverable codes," *CoRR*, vol. abs/1506.07196, 2015. [Online]. Available: <http://arxiv.org/abs/1506.07196>
- [11] J.-H. Kim, M.-Y. Nam, and H.-Y. Song, "Binary locally repairable codes from complete multipartite graphs," in *Information and Communication Technology Convergence (ICTC), 2015 International Conference on*, Oct 2015, pp. 1093–1095.
- [12] L. Shen, F. Fu, and X. Guang, "On the locality and availability of linear codes based on finite geometry," *IEICE Transactions*, vol. 98-A, no. 11, pp. 2354–2355, 2015.
- [13] A. Wang and Z. Zhang, "Repair locality from a combinatorial perspective," in *Proc. IEEE Int. Symp. Inf. Theory (ISIT)*, 2014, pp. 1972–1976.
- [14] L. Pamies-Juarez, H. Hollmann, and F. Oggier, "Locally repairable codes with multiple repair alternatives," in *Information Theory Proceedings (ISIT), 2013 IEEE International Symposium on*, July 2013, pp. 892–896.
- [15] A. S. Rawat, D. S. Papailiopoulos, A. G. Dimakis, and S. Vishwanath, "Locality and availability in distributed storage," *CoRR*, vol. abs/1402.2011, 2014. [Online]. Available: <http://arxiv.org/abs/1402.2011>
- [16] A. Wang and Z. Zhang, "Repair locality with multiple erasure tolerance," *IEEE Trans. Inf. Theory*, vol. 60, no. 11, pp. 6979–6987, 2014.
- [17] N. Prakash, V. Lalitha, and P. Kumar, "Codes with locality for two erasures," in *Proc. IEEE Int. Symp. Inf. Theory (ISIT)*, 2014, pp. 1962–1966.
- [18] W. Song and C. Yuen, "Locally repairable codes with functional repair and multiple erasure tolerance," *CoRR*, vol. abs/1507.02796, 2015. [Online]. Available: <http://arxiv.org/abs/1507.02796>
- [19] A. Rawat, A. Mazumdar, and S. Vishwanath, "On cooperative local repair in distributed storage," in *Information Sciences and Systems (CISS), 2014 48th Annual Conference on*, 2014, pp. 1–5.
- [20] W. Song and C. Yuen, "Binary locally repairable codes - sequential repair for multiple erasures," *CoRR*, vol. abs/1511.06034, 2015. [Online]. Available: <http://arxiv.org/abs/1511.06034>
- [21] E. F. Assmus and J. D. Key, *Designs and their Codes (Cambridge Tracts in Mathematics)*. Cambridge University Press, 1994.
- [22] C. J. Colbourn and J. H. Dinitz, *Handbook of Combinatorial Designs, Second Edition (Discrete Mathematics and Its Applications)*. Chapman and Hall/CRC, 2006.
- [23] P. Erdos and T. Gallai, "Graphs with prescribed degrees of vertices (hungarian), mat. lapok," pp. 264–274, 1960.
- [24] N. Prakash, G. Kamath, V. Lalitha, and P. Kumar, "Optimal linear codes with a local-error-correction property," in *Proc. IEEE Int. Symp. Inf. Theory (ISIT)*, 2012, pp. 2776–2780.
- [25] A. Wang, Z. Zhang, and M. Liu, "Achieving arbitrary locality and availability in binary codes," in *Proc. IEEE Int. Symp. Inf. Theory (ISIT)*, 2015, pp. 1866–1870.
- [26] F. Lazebnik, V. A. Ustimenko, and A. J. Woldar, "A new series of dense graphs of high girth," *Bulletin of the American Mathematical Society*, vol. 32, no. 1, pp. 73–79, 1995.