
The Early Growth of the First Black Holes

Jarrett L. Johnson^{1*} and Francesco Haardt²

¹X Theoretical Design, Los Alamos National Laboratory, Los Alamos, NM 87545, USA

²DiSAT, Università dell'Insubria, via Valleggio 11, 22100 Como, Italy

Abstract

With detections of quasars powered by increasingly massive black holes (BHs) at increasingly early times in cosmic history over the past decade, there has been correspondingly rapid progress made on the theory of early BH formation and growth. Here we review the emerging picture of how the first massive BHs formed from the primordial gas and then grew to supermassive scales. We discuss the initial conditions for the formation of the progenitors of these seed BHs, the factors dictating the initial masses with which they form, and their initial stages of growth via accretion, which may occur at super-Eddington rates. Finally, we briefly discuss how these results connect to large-scale simulations of the growth of supermassive BHs over the course of the first billion years following the Big Bang.

Keywords: Black holes – radiation – cosmology – theory – quasars – accretion

1 INTRODUCTION

Supermassive black holes (SMBHs) reside in the centers of massive galaxies (e.g. Kormendy & Ho 2013), and the presence of quasars at the highest redshifts (e.g. Willott et al. 2003; Fan et al. 2006; Mortlock et al. 2011; Venemans et al. 2013) powered by some of the most massive BHs (e.g. Wu et al. 2015) suggests that this has been the case since the dawn of galaxy formation. It is a subject of intense research how these BHs initially formed and subsequently grew so rapidly (see previous reviews by e.g. Volonteri 2010, 2012; Volonteri & Bellovary 2012; and Alexander & Hickox 2012; Haiman 2013).

The formation of the first massive BHs begins with the collapse of the primordial gas to form their stellar progenitors. Depending on the environment in which these progenitors form, the mass scale of the seed BHs they leave behind can vary wildly, from ~ 10 to $\sim 10^5 M_{\odot}$. In turn, the rate at which these BHs initially grow is determined by their initial masses and the conditions of the gas reservoirs from which they accrete. While most BHs which form in the early universe are expected to grow at relatively modest rates, a small fraction may grow extremely rapidly, either due to their large initial masses and or to accretion flows which are heavy enough to trap the radiation emitted in the accretion process. The final fates of the first massive BHs are dictated by the availability of gas to accrete on cosmological scales and by the impact of the merging and coalescence of these BHs with one another.

Here we review recent theoretical exploration of these processes, from the formation of the first massive seed BHs, to the early stages of their growth and how they meet their fates as the supermassive BHs powering high redshift quasars.

2 Initial Formation of the First Massive Black Holes

We begin by discussing the factors determining the masses to which primordial stars grow prior to their collapse into the first massive BHs. We consider first the impact of the environment on the growth of the first stars. We then discuss the processes which determine their final masses.

2.1 Impact of External Sources of Radiation

The first stars form from the collapse of the primordial gas, a process which is facilitated by the radiative cooling of both atomic and molecular hydrogen (H_2) (e.g. Bromm & Larson 2004; Grief 2015). Which of these two species of hydrogen dominates the cooling rate largely dictates the mode of star formation and the masses of the stars which form.

If molecular hydrogen forms in sufficient abundance, the primordial gas is expected to cool to ~ 100 K and to collapse into protostars which accrete at rates of 10^{-4} - $10^{-3} M_{\odot} \text{ yr}^{-1}$ (e.g. Yoshida et al. 2008). At these accretion rates, the typical final masses of the stars which

*jlj@lanl.gov

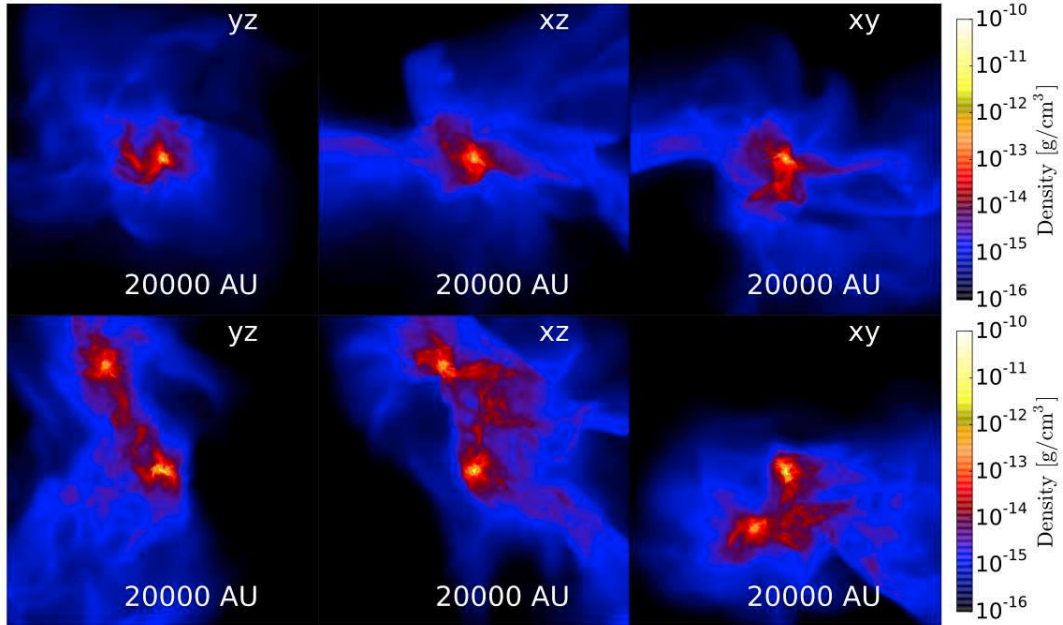


Figure 1. The projected gas density in halos hosting one (top row) and two (bottom row) rapidly growing primordial protostars, along the three axes in a cosmological simulation, as labeled. At the early stages of accretion shown here, the objects have masses a few times that of the Sun, but they are expected to grow rapidly to become $\geq 10^4 M_{\odot}$ supermassive stars within a few million years. From Latif et al. (2015b).

form are likely between ~ 10 and $\sim 10^3 M_{\odot}$ (e.g. Hirano et al. 2014). The outcome of the evolution of a large fraction of these stars is expected to be the formation of a BH with a mass that is a substantial fraction of the initial stellar mass (e.g. Fryer et al. 2001; Heger et al. 2003).

If by some means H_2 formation is suppressed, then atomic hydrogen is left as the principle coolant. In this case, the gas cools only to $\sim 10^4$ K and is expected to collapse at extremely high rates of up to $\sim 1 M_{\odot} \text{ yr}^{-1}$ into a supermassive star (SMS), as shown in Figure 1 (e.g. Koushiappas et al. 2004; Lodato & Natarajan 2006; Wise et al. 2008; Choi et al. 2013, 2015). The typical final masses of such SMSs are expected to be $\sim 10^5 M_{\odot}$, orders of magnitude larger than primordial stars formed from gas cooled by molecular hydrogen (e.g. Latif et al. 2013a). The typical final outcome of the evolution of such massive objects is the formation of a BH with a mass which is a significant fraction of the SMS itself (e.g. Shibata & Shapiro 2002; Begelman 2010; Ball et al. 2011; Fryer & Heger 2011), although in some cases it may be much lower due to winds that are generated during the collapse of the star (e.g. Dotan et al. 2011; Fiacconi & Rossi 2015).

While it is possible that a variety of processes can lead to the suppression of gas cooling and, in turn, to

the formation of SMSs (e.g. Sethi et al. 2010; Inayoshi & Omukai 2012; Tanaka & Li 2013; Inayoshi et al. 2015a), the process which is perhaps most likely to play a decisive role is the destruction of H_2 molecules by intense ultraviolet radiation which is absorbed in the Lyman-Werner (LW) bands of the molecule (e.g. Haiman 2013; Fernandez et al. 2014; Visbal et al. 2014a; Latif et al. 2014a). For H_2 cooling to be effectively suppressed, however, requires extraordinarily intense LW radiation (e.g. Bromm & Loeb 2003). This suggests that SMS formation occurs only in relatively rare regions of the early universe, in pristine dark matter (DM) halos that are nearby galaxies which harbor stars producing sufficient LW radiation (e.g. Dijkstra et al. 2008, 2014; Agarwal et al. 2012, 2014; Visbal et al. 2014b; Habouzit et al. 2016; but see Petri et al. 2012).

Estimates of the number density of SMSs, and of the seed BHs into which they collapse, are difficult to make, due to the sensitivity of the required level of LW radiation to the state of the collapsing gas (e.g. Wolcott-Green et al. 2011; Hartwig et al. 2015a) and to uncertainties in the rates of key chemical reactions (e.g. Glover 2015). In addition, as H_2 molecules typically form from H^- and H_2^+ ions, there is a strong sensitivity as well to the shape of the stellar spectrum producing the LW radiation, as these ions can be de-

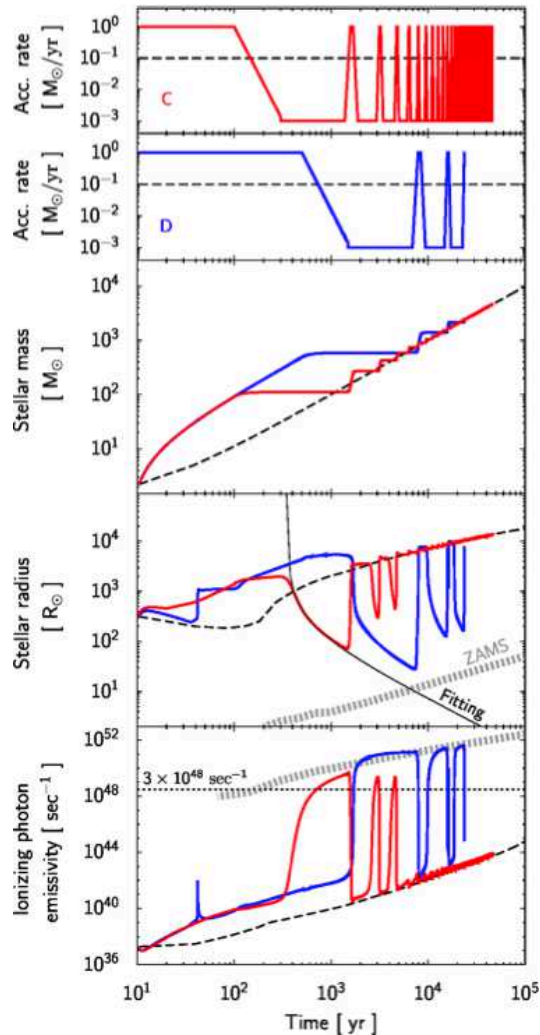


Figure 2. The properties of a growing supermassive star, as functions of time, for two different assigned time-varying accretion rates (shown by red and blue lines). During periods of slow accretion the stellar radius shrinks, the emitting surface becomes hotter, and the rate of ionizing photon emission increases. However, the impact of the ionizing radiation on the accretion flow is not sufficient to stop the growth of the star. From Sakurai et al. (2015b).

stroyed by lower-energy photons (e.g. Shang et al. 2010; Sugimura et al. 2014, 2015; Agarwal & Khochfar 2015; Latif et al. 2015a). Also, the same galaxies which produce LW radiation may also be sources of X-rays, which can penetrate deeply into collapsing halos and ionize the gas, leading to enhanced H_2 formation rates (e.g. Machacek et al. 2003; Glover & Brand 2003) and, in turn, to suppression of SMS formation (e.g. Inayoshi & Omukai 2011; Inayoshi & Tanaka 2015). Even ionizing radiation, at energies only slightly higher than LW ra-

diation, can heat and ionize the gas at early phases in the collapse, leading to further suppression of SMS formation (e.g. Johnson et al. 2014; Yue et al. 2014; Regan et al. 2015).

Finally, it is worth noting that, while the impact of radiation on the prevalence of SMSs is complex, even moderate levels of LW radiation can lead to enhancements in the masses of primordial stars which collapse into seed BHs (e.g. O’Shea & Norman 2007; Xu et al. 2013; Latif et al. 2014b; Hirano et al. 2015). Next, we turn to discuss other factors which determine the final masses of BH progenitors in the early universe.

2.2 Expected Mass Scale of Black Hole Progenitors

The expected initial masses of the first seed BHs are determined largely by the masses to which their progenitor stars grow during their brief lifetimes. In turn, a number of processes can dictate how large these progenitors grow, depending on the environment in which they form.

The initial mass function of primordial stars formed from gas cooled by H_2 in DM minihalos is likely set at the smallest mass scales by the ejection of sub-solar protostars by gravitational interactions, and at the largest scales by radiative feedback from the stars themselves which eventually halts their accretion of gas (see e.g. Bromm 2013; Greif 2015). Recent radiation hydrodynamics simulations with cosmological initial conditions suggest that the upper end of the initial mass function of such stars extends up to $\sim 10^3 M_\odot$ (Susa et al. 2014; Hirano et al. 2014, 2015). Such massive primordial stars are expected to collapse to seed BHs with similar masses (e.g. Madau & Rees 2001; Schneider et al. 2002; Heger et al. 2003; see also Islam et al. 2003).

If the first generations of stars form in tightly-bound clusters it is possible that mergers may drive the most massive stars to masses in excess of $10^3 M_\odot$ (e.g. Portegies Zwart et al. 2004; Devecchi & Volonteri 2009; Davies et al. 2011; Katz et al. 2015). This avenue of BH formation from slightly metal-enriched star clusters (e.g. Lupi et al. 2014) can also produce seeds which may subsequently grow to larger, supermassive scales (e.g. Devecchi et al. 2012; Yajima & Khochfar 2015).

The expected mass scale of much more massive SMSs formed from accretion of atomically-cooled primordial gas is likely set either by their limited lifetimes (e.g. Begelman 2010; Johnson et al. 2012) or by the depletion of the gas reservoirs from which they accrete (e.g. Schleicher et al. 2013). The radiative feedback from these objects is expected to be relatively weak, owing to the low temperatures of the bloated outer envelopes characteristic of such rapidly accreting objects (e.g. Hosokawa et al. 2012, 2013; Begelman 2012). Even under intermittent high accretion rates, as expected due to accretion

from a clumpy disk (e.g. Inayoshi & Haiman 2014; Latif & Volonteri 2015; Sakurai et al. 2015a; Luo et al. 2015), rapid gas infall appears to drive the expansion of the star episodically, limiting the emission of ionizing photons, as shown in Figure 2 (Sakurai et al. 2015b). Likewise, high accretion rates are likely to be realized even in highly turbulent atomically-cooled collapsing gas (e.g. Prieto et al. 2013; Van Borm et al. 2013, 2014). Once the conditions are met for the formation of a SMS, it thus appears there is little to limit its growth to a characteristic mass scale of at least $\sim 10^5$. The fate of most such massive objects is to collapse to a BH with a similarly large mass, although a large fraction of its mass may instead be lost if sufficiently large accretion rates persist up until its collapse (e.g. Begelman et al. 2006; Dotan et al. 2011; Schleicher et al. 2013).

An avenue for the formation of even more massive seed BHs, with initial masses up to $10^8 - 10^9 M_{\odot}$, has been suggested to be rapid gas inflow into the center of rare, Milky Way-sized galaxies triggered by gas-rich mergers at high redshift (Mayer et al. 2010; Bonoli et al. 2014; Mayer et al. 2015). While the nature of the initial conditions in this scenario is more complex than those based on the collapse of primordial gas in less massive DM halos, and may involve complications such as the pre-existence of BHs in the centers of the merging galaxies, somewhat idealized simulations suggest that heavy, optically thick accretion flows may well lead to the formation of such massive central objects (Mayer et al. 2015; but see also Ferrara et al. 2013).

3 Initial Growth of Seed Black Holes

The rate at which seed BHs grow, immediately following their formation, is dictated both by the mechanical and radiative feedback from their progenitor stars and by the impact of the radiation produced in the accretion process itself. Here we discuss these processes and the basic expectations for the early growth of BH seeds.

3.1 Impact of Radiation Emitted from the Progenitor

BH progenitors being massive stars with large luminosities, in many cases the radiation they emit dramatically alters their surroundings. In turn, as it is from these surroundings that the nascent BHs accrete, the radiation from progenitor stars can play a key role in determining how quickly the first BHs grow.

Massive primordial stars formed from H_2 -cooled gas in minihalos are expected to produce copious amounts of ionizing radiation for at least 1 - 2 Myr before their collapse (e.g. Schaerer 2002). The gas surrounding them is therefore heated to well above the virial temperature of their host DM halos, and a large, low-density H II region is left when the star collapses (e.g. Kitayama et

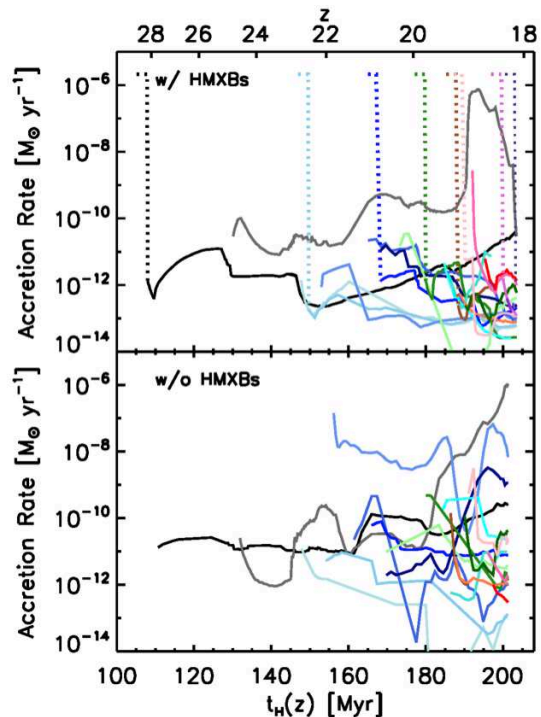


Figure 3. Accretion rates of BHs in simulations with (top) and without (below) radiative feedback from high mass X-ray binaries. In conjunction with the radiative feedback from their stellar progenitors, the impact of this X-ray feedback is to dramatically limit the accretion of gas onto BHs formed from primordial stars formed from H_2 -cooled gas in minihalos. From Jeon et al. (2014).

al. 2004; Whalen et al. 2004; Alvarez et al. 2006; Abel et al. 2007). Such BHs are thus expected to be born into very low-density environments, from which gas accretion is exceedingly slow, leading to a significant delay of perhaps up to ~ 100 Myr in the growth of these seeds (Johnson & Bromm 2007; Alvarez et al. 2009; Johnson et al. 2013a).

In contrast, the radiative feedback from SMSs is likely to be much weaker, due to their having cool surfaces from which little ionizing radiation is emitted (e.g. Hosokawa et al. 2013; Schleicher et al. 2013; Sakurai et al. 2015a,b). This is likely to result in a large reservoir of dense gas from which such a so-called direct collapse black hole (DCBH) can accrete. Cosmological simulations of this process suggest that Eddington-limited accretion is possible starting from the formation of the DCBH (Johnson et al. 2011; Aykutaalp et al. 2014), and more idealized models of the accretion flow at smaller scales near the DCBH suggest that even higher rates of growth are attainable (e.g. Pacucci & Ferrara 2015; Inayoshi et al. 2015b). Thus, not only do SMSs produce large initial BH seeds, these seeds are also likely to grow rapidly starting from birth.

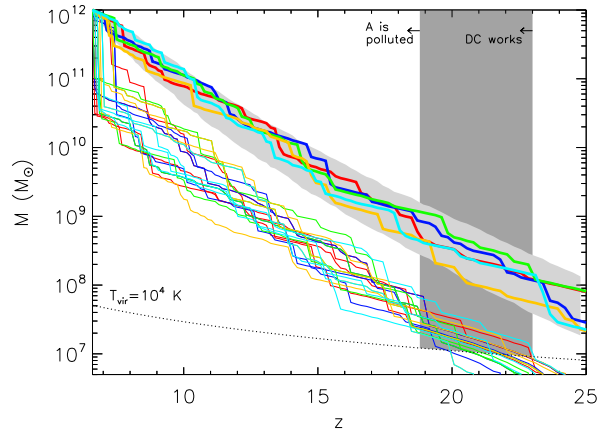


Figure 4. The distribution of possible masses of the DM halo hosting the candidate DCBH in the CR7 system (thin lines) and the corresponding masses of the larger DM halo with which it merges, as functions of redshift z . The mass of a DM halo with a virial temperature of 10^4 K is denoted by the dotted line. The LW radiation emitted from stars formed in the larger halo is thought to destroy the H_2 molecules in the smaller one until its virial temperature exceeds 10^4 K, at which point the gas collapses rapidly and forms a supermassive star that later collapses into a DCBH. From Agarwal et al. (2015).

3.2 Impact of Progenitor Explosion

The supernovae (SNe) which mark the end of life of many massive primordial stars dramatically impact their surroundings, blowing out the gas from the centers of their host DM halos, thereby limiting the gas reservoir available for accretion onto any seed BHs that are left behind.

Primordial stars with masses of $140 - 260 M_{\odot}$ are expected to explode as pair-instability SNe, with energies of $\sim 10^{53}$ erg (e.g. Heger et al. 2003). Such energetic explosions can easily evacuate the gas from the centers of DM minihalos (e.g. Greif et al. 2007; Vasiliev et al. 2008; Wise & Abel 2008). While such SNe leave behind no BH remnant, it is likely that primordial stars in this environment form in clusters (e.g. Greif et al. 2015) and such strong mechanical feedback can leave the BH remnants of other stars to accrete from low-density gas, resulting in very slow growth. Lower-mass primordial stars may also explode as less energetic SNe, which may or may not effectively evacuate their host minihalos of gas for long periods, depending on the energy of the explosion and on the mass of the minihalo (Kitayama et al. 2005; Whalen et al. 2008; and Ritter et al. 2012). Indeed, it is expected that a large fraction of primordial SNe may leave behind a remnant BH, which may accrete gas that is not evacuated in the explosion, although some fraction of these BHs may be relegated to the low-density

IGM due to natal kicks imparted to them in asymmetric SNe (Whalen & Fryer 2012).

It is also a possibility that some SMSs explode in extremely energetic SNe (e.g. Montero et al. 2012; Chen et al. 2014). While these violent events may not leave behind a remnant BH, it is possible that some SMSs form in binary systems (Regan & Haehnelt 2009; Reisswig et al. 2013; Whalen et al. 2013c; Latif et al. 2015b; Becerra et al. 2015) and accretion onto a BH formed from the collapse of a companion SMS would likely be strongly inhibited due to the evacuation of high density gas from the center of the host halo (Johnson et al. 2013b; Whalen et al. 2013a,b). Finally, if a relativistic jet is launched from the center of a collapsing SMS, perhaps powering a gamma-ray burst, it could also drive out the surrounding gas, resulting in a similar suppression of accretion onto the DCBH that is left behind (Matsumoto et al. 2015).

3.3 Impact of Radiation Emitted in the Accretion Process

The interaction between the accretion flow onto a BH and the radiation emitted in the accretion process is highly complex, and is sensitive to the initial conditions of the flow as well as to physical effects on both small scales near the BH and larger scales where the flow originates.

In cases where a seed BH is accreting from a relatively low-density medium, such as occurs when the radiative and/or mechanical feedback from the progenitor effectively clears out the gas, the high-energy radiation that is generated in the accretion disk can travel large distances (e.g. Kuhlen & Madau 2005), heating and further expelling the gas. This can result in a dramatic suppression of accretion onto the BH seeds left by primordial stars formed via H_2 cooling in DM minihalos (e.g. Alvarez et al. 2009), and can be exacerbated if there is additional radiative feedback from X-ray binaries (e.g. Mirabel et al. 2011; Fragos et al. 2013; Jeon et al. 2014; Xu et al. 2014; Chen et al. 2015; Ryu et al. 2015), as shown in Figure 3.

In cases where a seed BH is accreting from relatively dense gas, as is expected to occur for DCBHs born in dense regions little affected by feedback from the progenitor SMS, growth via accretion is much more rapid. Cosmological simulations resolving the Bondi radius of DCBHs and including ionizing radiation (Johnson et al. 2011) and X-ray (Aykutalp et al. 2014) feedback, suggest that the accretion rate may at times peak near the Eddington rate, although it is on average well below this value. Similar periodic behavior is found in more idealized calculations which resolve smaller scales near the BH, as well (e.g. Milosavljević et al. 2009a,b; Park & Ricotti 2011, 2012). While this suggests that accretion onto DCBHs may occur at, on average, somewhat sub-

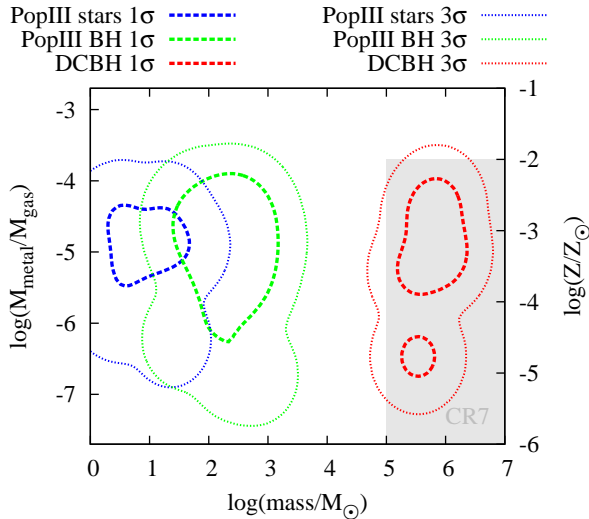


Figure 5. The metallicity of the bright Lyman- α emitter in CR7, as produced by modeling its emission as due to a cluster of primordial stars (blue), an accreting BH formed from the collapse of a primordial star in a minihalo (green), and an accreting DCBH (red), with the masses of these respective objects shown along the horizontal axis. The thick and thin dashed contours correspond to the range of properties found in 68 and 99 percent, respectively, of the model realizations studied. The gray region is that in which the properties are consistent with CR7; only an accreting DCBH can simultaneously produce the bright emission observed while also suppressing metal enrichment strongly enough so as to limit the strength of metal emission lines to a level consistent with the observations. From Hartwig et al. (2015b).

Eddington rates, if accretion proceeds from sufficiently dense gas then radiation from the accretion disk can be stymied and the accretion rate may exceed the Eddington rate for long periods (e.g. Inayoshi et al. 2015; Pacucci et al. 2015). Given that there is a strong dependence of the final BH mass on the early accretion rate, it is critical to determine the state of the environment in which a DCBH is formed in order to model its subsequent evolution and fate.

Intriguingly, the recently detected bright Lyman- α source in the CR7 system (Sobral et al. 2015) may provide strong empirical constraint on the feedback resulting from accretion onto DCBHs. Modeling of this source, in which no emission lines from heavy elements have been detected, suggests that it is likely to be powered by a DCBH accreting primordial gas (e.g. Pallottini et al. 2015). This is consistent with an observed nearby galaxy which may have produced the LW radiation required for DCBH formation (Agarwal et al. 2015; see also Regan et al. 2015), as shown in Figure 4. This is also consistent with modeling that suggests that lower-mass seed BHs formed in minihalos would not likely evolve into a system consistent with the data (Hartwig et al. 2015b), as shown in Figure 5. The lack of heavy

elements inferred for this source implies that star formation has been suppressed continually for at least $\sim 10^8$ yr (Pallottini et al. 2015) and perhaps longer (Agarwal et al. 2015). This may be explained by suppression of H_2 formation due to the intense LW radiation emitted from a DCBH accreting continually at a substantial fraction of the Eddington rate (e.g. Johnson et al. 2011) in conjunction with the strong LW radiation emitted from its neighboring galaxies, although a countervailing effect is that the X-rays emitted from the accretion disk may promote molecule formation and star formation (Aykutalp et al. 2014), as shown in Figure 6. Cosmological simulations directed at modeling the formation of systems specifically like CR7 will help to shed more light on its nature.

4 Super-Eddington Accretion as a Path to Supermassive Black Holes

While the initial mass of a BH seed has a large impact on the final mass to which it can grow via accretion at or below the Eddington limit, if accretion proceeds from a sufficiently dense reservoir of gas this strong dependence on the initial mass can be eased. This possibility was discussed, among others, by Volonteri & Rees (2005), who envisaged an early phase of super-critical accretion in the growth of SMBHs. Within primordial halos with virial temperature $\gtrsim 10^4 K$, in particular, conditions exist for the formation of a rotationally supported disk at the center of the halo. The authors showed that if the disk rotates as a solid body, then a tiny accretion disk can form inside the radiation trapping radius, and hence the BH can accrete most of the infalling gas. On similar theoretical grounds, Kawakatu & Wada (2009) proposed a simple model for the co-evolution of a clumpy circumnuclear disk and of a SMBH, and showed that the observed bright QSOs at $z \gtrsim 6$ are best explained by a late growth ($z \lesssim 10$) of the BH seed at super-Eddington (SE) rates. This is consistent with Wyithe & Loeb (2012), who found that a large fraction of galaxies at $z \gtrsim 6$ may exhibit Bondi accretion rates large enough to trap the produced photons, hence allowing for SE accretion. The authors pointed out that photon trapping can operate only for BHs with masses $\lesssim 10^5 M_\odot$, as for larger holes the Bondi accretion radius exceeds the disk scale height.

Observationally, evidence for near-Eddington or SE flows has been accumulating in recent years. A study of a large sample of active galactic nuclei (AGNs) suggests that many of them emit considerably more energy and have higher Eddington ratios than previously assumed (Netzer & Trakhtenbrot 2014). Kormendy & Ho (2013) have argued that the normalization of the local BH scaling relations should be increased by a factor of five to $M_{BH} = 0.5\%$ of the bulge mass. This increases the local mass density in BHs by the same factor, decreases

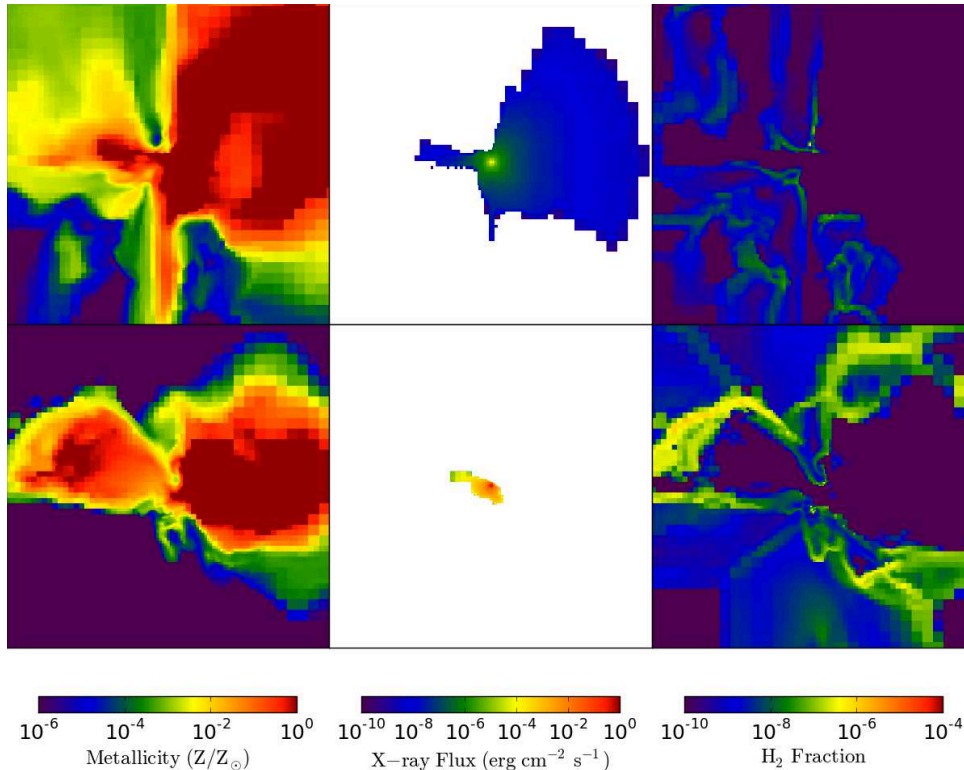


Figure 6. The metallicity (left), the X-ray flux (middle), and the H_2 fraction (right) within a 1 kpc region surrounding a central $5 \times 10^4 M_\odot$ accreting DCBH. With a background LW radiation field (with J_{21} in units of $10^{-21} \text{ erg s}^{-1} \text{ cm}^{-2} \text{ Hz}^{-1} \text{ sr}^{-1}$) of $J_{21} = 10^3$ (bottom panels) the gas is able to cool and collapse more readily than with $J_{21} = 10^5$ (top panels), due to stronger cooling by H_2 molecules. As a result, the BH accretes more rapidly in the former case, although the X-rays it emits do not propagate as widely as in the latter. From Aykutaal et al. (2014).

the required mean radiative efficiency to 1 - 2%, and may be evidence for radiatively inefficient SE accretion (e.g., Soltan 1982; Novak 2013; see also Li 2012). At high redshifts, the very soft X-ray spectrum of ULAS J1120+0641 appears to suggest that this quasar is accreting at super-critical rates (Page et al. 2013). Moreover, super-critical accretion onto stellar-mass BHs has been invoked to explain the nature of the ultraluminous X-ray sources (e.g., Gladstone et al. 2009; Middleton et al. 2013).

The properties of flows accreting onto BHs at SE rates were first investigated by Abramowitz et al. (1988), who found the so-called “slim-disk solution” to the Navier-Stokes equations. The standard Shakura-Sunyaev disc solution (Shakura & Sunayev 1973) assumes that the viscosity-generated heat is locally radiated away as a black body. It is effectively a zero-dimensional model, described by algebraic equations valid at any particular radial location in the disk, independent of the flow physical conditions at larger or shorter radii. As already pointed out in the original work by Shakura & Sunayev, at high accretion rates,

i.e., when the luminosity produced is larger than $\simeq 30\%$ the Eddington limit, the local assumption is no longer valid. Abramowitz et al. (1988) derived a more general set of non-local solutions valid in the high accretion rate regime. The slim disk (sometimes nicknamed “the Polish doughnut”) has the form of a stationary, optically and geometrically thick accreting flow, and it is obtained by numerical integration of the two-dimensional stationary Navier-Stokes equations with a transonic point. Such a solution allows for the generated heat to be advected in by the accreting gas. In simple terms, in slim disks the flow opacity is so high that the diffusion timescale of photons exceeds the accretion time scale. Part of the radiation produced is then “trapped” within the accreting flow, and fated to feed the BH (i.e., to add to its mass). The reduced radiative efficiency opens the possibility of having extremely high mass accretion rates unimpeded by radiation, well above the Eddington limit.

Among the most advanced studies to date of the Polish doughnut are those by Sądowski and collaborators (see, e.g., Sądowski 2009, Sądowski et al. 2014), who

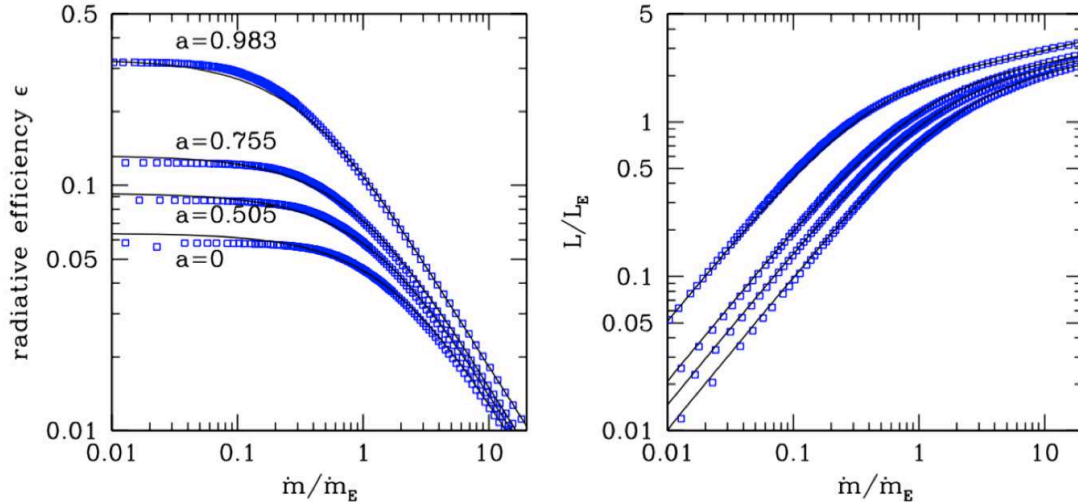


Figure 7. Radiative efficiency and total luminosity of an accreting BH are plotted in the left and right panels, respectively, as a function of the accretion rate \dot{M} (in units of the Eddington rate). The blue points are the results of the numerical integration of the relativistic slim disk equations obtained by Sądowski (2009), while the solid curves from top to bottom show best-fit functions. From Madau et al. (2014).

performed MHD general relativistic axisymmetric simulations of SE accretion flows. State-of-the-art 3-D simulations with full radiative transfer (Jiang et al. 2014; McKinney et al. 2014) show how vertical advection of radiation caused by magnetic buoyancy transports energy faster than photon diffusion, allowing a significant fraction of the photons to escape from the system before being advected into the hole. In the context of early BH seed growth, the interesting properties are: i) even for the somewhat larger (compared to, e.g., Sądowski’s studies) radiative efficiencies found by Jiang et al. (2014), radiation does not halt accretion, as the outflowing gas and photons leave the system through a funnel near the rotation axis (while mass is accreted in the plane of the disk); and ii) the radiative efficiency at SE rates is almost independent of the BH spin. As highlighted by Volonteri et al. (2015), this has the important consequence that the expected BH spin-up caused by the accreted gas would not hinder the BH growth through a high radiative efficiency, as shown in Figure 7.

SE accretion of stellar-sized BHs has been recently recognized as a possible alternative to explain the existence of billion solar mass BHs at redshifts as high as $z \simeq 7$ (Madau et al. 2014; Tal & Natarajan 2014; Volonteri et al. 2015). Volonteri et al. (2015) made specific predictions that long-lived SE accretion occurs only in galaxies with copious low-angular momentum gas, and pointed out how the duty-cycle of a BH can be as low as ~ 0.01 , to be compared to \sim unity required if accretion

proceeds at a sub-critical pace. Madau et al. (2014) used the numerical solutions provided by Sądowski (2009) in terms of radiative efficiency vs. accretion rate, and showed that, under the assumption that a gas supply rate a few times the Eddington rate ($\gtrsim 0.01 M_5 \text{ M}_\odot \text{ yr}^{-1}$ (where M_5 is the mass of the hole in units of $10^5 M_\odot$) is indeed able to reach the central MBH for a period of 20 Myr or so, a few episodes of SE accretion may turn a light seed hole into a rare bright quasar, such as those observed at $z \sim 6$ by the SDSS. The high rates required may be determined both by local physics within the accretion flow (e.g., Dotan & Shaviv 2011) as well as by the large-scale cosmological environment in which MBHs and their hosts are growing (e.g., Mayer et al. 2010). By means of a semi-analytical approach, Smole et al. (2015) found that low-mass seeds ($M \simeq 100 M_\odot$) accreting at 3-4 times the Eddington rates could in principle explain the mass function of SMBHs at $z \sim 7$.

The key aspect to assess the importance of SE accretion in the early growth of BHs is the mass supply from large (kpc) scales, and the ability of stellar-size BHs to intercept and accrete such inflowing gas. Two approaches have been pursued so far. Small scale radiation hydrodynamical simulations, and larger scale hydro simulations in a cosmological framework.

Recently, Pacucci et al. (2015) and Inayoshi et al. (2015) elaborated upon this concept through 1-D and 2-D radiation hydro-dynamical simulations of a converging flow, and found that, in certain conditions, rapid gas supply at SE rates from the Bondi radius can occur

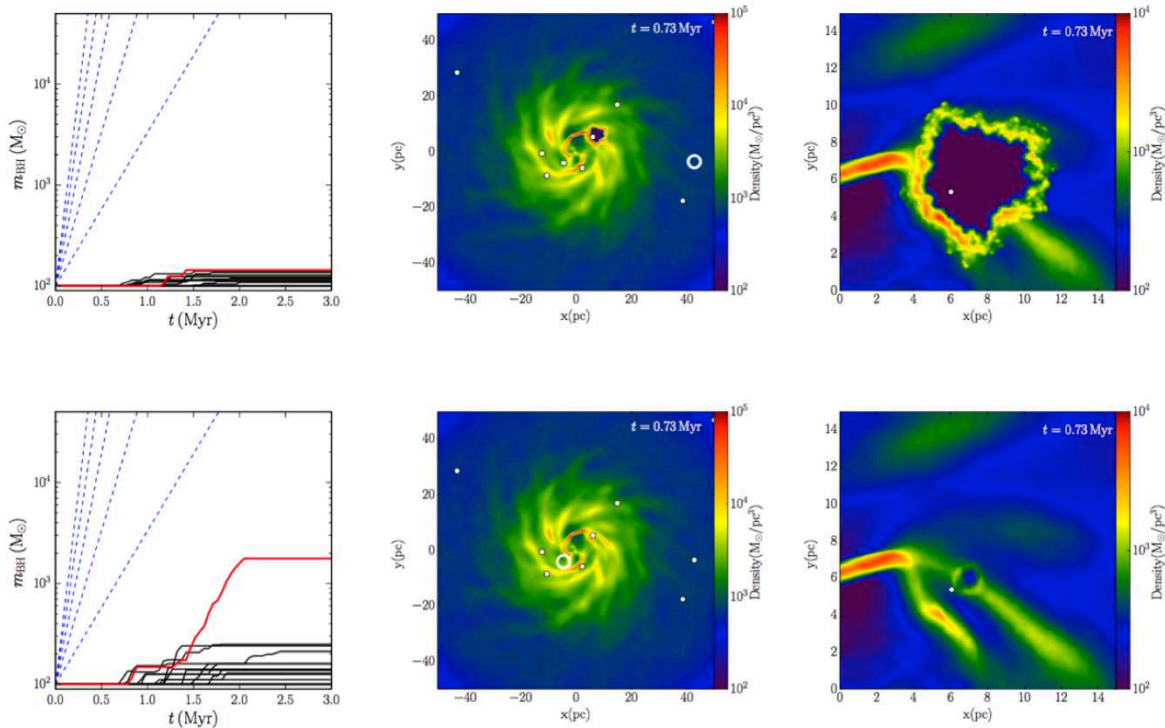


Figure 8. Left panels: BH masses as functions of time, assuming 10% radiative efficiency of accretion (top), and the radiatively inefficient slim-disk solution (bottom). The red lines correspond to the most massive BHs at the end of the runs, while the blue dashed lines trace accretion histories at fixed Eddington ratios of 500, 400, 300, 200 and 100, respectively. Central panels: gas density maps for the two runs at $t = 0.73$ Myr. Right panels: zoom in of a region heated by BH feedback. The white dots mark the positions of the BHs. From Lupi et al. (2015).

without being impeded by radiative feedback. In this regime accretion is steady, and larger than 3,000 times the Eddington rate (defined there as $\dot{m}_{\text{Edd}} \equiv L_{\text{edd}}/c^2$). As originally found by Milosavljević et al. (2009) and by Park & Ricotti (2011), at lower Bondi rates accretion is instead episodic, because of radiative feedback. A 2-D analysis, performed by Yang et al. (2014), showed the additional importance of radiation in stabilising convection in slim disks.

Though extremely detailed, such simulations do not capture the dynamics of the gas feeding the BH from large scales. As an example, the 3-D simulations by Jiang et al. (2014) cover only a small region well within the trapping radius. For such reasons, larger scale simulations of the 3-D circum-nuclear disk have been performed. The drawback of this approach to the problem is that simulations on $\gtrsim 100$ pc scale can not resolve the small accretion disk around the BH, and hence one must employ “subgrid recipes” to model the gas down to the accretion radius. Given that feedback from primordial stars and their BH remnants tends to strongly limit accretion (e.g. Alvarez et al. 2009), stellar-size BH

seeds may not be prone to early growth (and incidentally, may not be shining as miniquasars).

The situation is likely to be quite different in more evolved galaxies, where gas is thought to form a circum-nuclear disk. In this context, very recently Lupi et al. (2015) studied the selective accretion of stellar-mass seeds in the gaseous circum-nuclear disks expected to exist in the cores of high redshift galaxies. Their sub-pc resolution hydrodynamical simulations showed that stellar-mass holes orbiting within the central 100 pc of the circum-nuclear disk bind to very high density gas clumps that arise from the fragmentation of the surrounding gas. Owing to the large reservoir of dense cold gas available, a stellar-mass BH growing at SE rates according to the slim disc solution can increase its mass by 3 orders of magnitudes within a few million years. The low radiative efficiency of super-critical accretion flows is instrumental to this rapid growth, as they imply modest radiative heating of the surrounding nuclear environment. The left panels of Figure 8 show BH masses as functions of time, while central and right panels compare the case of SE accretion with a standard case of 10% radiative efficiency. The results of Lupi et al. (2015)

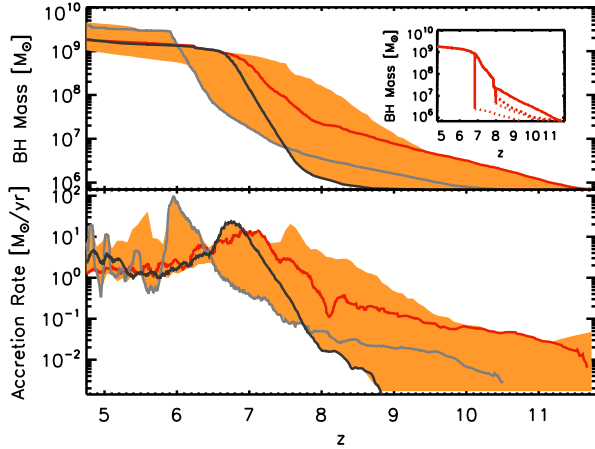


Figure 9. The accretion rate (bottom) and mass (top) of three BHs, as functions of redshift z , as found in a large-scale cosmological simulation. These BHs are seeded with masses consistent with DCBHs, grow to masses $\geq 10^9 M_{\odot}$ before $z = 6$, and are broadly consistent with observations of quasars at these redshifts. From Di Matteo et al. (2012).

indicate that a short phase of SE accretion onto stellar-size BHs in the cores of star-forming galaxies at $z \gtrsim 10$ may be a first step toward the formation of the supermassive BHs powering the brightest QSOs observed at $z \lesssim 7$.

5 Implications for the Fate of the First Massive Black Holes

In order to explain the formation of the largest SMBHs inferred to power quasars at high redshift, it is not only necessary to specify their initial masses and early accretion rates; their growth over $10^8 - 10^9$ years of cosmic time must be evaluated. As the relatively small DM halos in which the first seed BHs form merge with many other halos and end up in much more massive systems, large-scale simulations are required to track their long term evolution. In turn, given finite computational resources, such large-scale simulations generally can not capture accretion of gas and the associated radiative feedback in great detail (e.g. Curtis & Sijacki 2015; Rosas-Guevara et al. 2015; but see also Pelupessy et al. 2007) and sub-grid prescriptions must be relied upon (e.g. Debuhr et al. 2010; Power et al. 2011; Hobbs et al. 2012).

Nonetheless, there is some encouraging consistency between models of BH seed formation and the observational data on high redshift quasars, which is strengthened by large-scale cosmological simulations of the evolution linking the former to the latter. In particular, the masses of BH seeds which are typically adopted in large-scale cosmological simulations (e.g. Bellovary

et al. 2011; Kim et al. 2011) are often consistent with the masses expected for seeds formed from the collapse of SMSs in the direct collapse model (e.g. Ferrara et al. 2014). These simulations generally show that the growth of $\sim 10^9 M_{\odot}$ SMBHs from these seeds, fueled by accretion of low angular momentum gas (e.g. Hopkins & Quataert 2010) delivered by cold flows (e.g. Dubois et al. 2012, 2013), could proceed fast enough to explain the highest redshift quasars (Li et al. 2007; Sijacki et al. 2009, 2015; Di Matteo et al. 2012), as shown in Figure 9.

Observations of BHs inhabiting more local, dwarf galaxies (e.g. Reines et al. 2011; 2014; Greene et al. 2012; Mezcuca et al. 2015) and Milky Way satellites (see e.g. van Wassenhove et al. 2010) may also be explained by the DCBH seed model, although it is likely that other seeding processes populate such galaxies as well. Future observations which constrain the properties of BHs in dwarf galaxies, of the BHs powering high redshift quasars, and of those which may reside in the brightest primordial systems, for which CR7 is a strong candidate, will be critical to determining how the first massive BHs are seeded and grow in the early universe.

6 ACKNOWLEDGEMENTS

The authors would like to thank Rosa Valiante, Raffaella Schneider and Marta Volonteri for the opportunity to contribute this review. Work at LANL was done under the auspices of the National Nuclear Security Administration of the US Department of Energy at Los Alamos National Laboratory under Contract No. DE-AC52-06NA25396.

REFERENCES

- Abel, T., Wise, J. H., Bryan, G. L. 2007, *ApJ*, 659, L87
 Abramowicz, M. A., Czerny, B., Lasota, J. P., Szuszkiewicz, E. 1988, *ApJ*, 332, 646
 Agarwal, B., Khochfar, S., Johnson, J. L., Neistein, E., Dalla Vecchia, C., Livio, M. 2012, *MNRAS*, 425, 2854
 Agarwal, B., Dalla Vecchia, C., Johnson, J. L., Khochfar, S., Paardekooper, J.-P. 2014, *MNRAS*, 443, 648
 Agarwal, B., et al. 2015, *MNRAS*, submitted (arXiv:1510.01733)
 Agarwal, B., Khochfar, S. 2015, *MNRAS*, 446, 160
 Alexander, D. M., Hickox, R. C. 2012, *New AR*, 56, 93
 Alvarez, M. A., Wise, J. H., Abel, T. 2009, *ApJ*, 701, 133L
 Alvarez, M. A., Bromm, V., Shapiro, P. R. 2006, *ApJ*, 639, 621
 Aykutalp, A., Wise, J. H., Meijerink, R., Spaans, M. 2014, *ApJ*, 797, 139
 Ball, W. H., Tout, C. A., Zytzkow, A. N., Eldridge, J. J. 2011, *MNRAS*, 414, 2751
 Baumgarte, T. W., Shapiro, S. L. 1999, *ApJ*, 526, 941
 Becerra, F., Greif, T. H., Springel, V., Hernquist, L. E. 2015, *MNRAS*, 446, 2380

- Begelman, M. C. 2010, MNRAS, 402, 673
- Begelman, M. C. 2012, ApJ, 749, L3
- Begelman, M. C., Volonteri, M., Rees, M. J. 2006, MNRAS, 370, 289
- Bellovary, J., et al. 2011, ApJ, 742, 13
- Bonoli, S., Mayer, L., Callegari, S. 2014, MNRAS, 437, 1576
- Booth, C. M., Schaye, J. P. 2010, MNRAS, 405, L1
- Bromm, V. 2013, RPPh, 76, 2901
- Bromm, V., Loeb, A. 2003, ApJ, 596, 34
- Bromm, V., Yoshida, N. 2011, ARA&A, 49, 373
- Bromm, V., Larson, R. B. 2004, ARA&A, 42, 79
- Chen, K.-J., Bromm, V., Heger, A., Jeon, M., Woosley, S. 2015, ApJ, 802, 13
- Chen, K.-J., et al. 2014, ApJ, 790, 162
- Choi, J.-H., Shlosman, I., Begelman, M. C. 2015, MNRAS, 450, 4411
- Choi, J.-H., Shlosman, I., Begelman, M. C. 2013, ApJ, 774, 149
- Curtis, M., Sijacki, D. 2015, MNRAS, 454, 3445
- Davies, M. B., Miller, M. C., Bellovary, J. M. 2011, ApJ, 740, L42
- Devecchi, B., Volonteri, M. 2009, ApJ, 694, 302
- Devecchi, B., et al. 2012, MNRAS, 421, 1465
- Debuhr, J., Quataert, E., Ma, C.-P., Hopkins, P. 2010, MNRAS, 406, L55
- Dijkstra, M., Haiman, Z., Mesinger, A., Wyithe, J. S. B. 2008, MNRAS, 391, 1961
- Dijkstra, M., Ferrara, A., Mesinger, A. 2014, MNRAS, 442, 2036
- Di Matteo, T., et al. 2012, ApJ, 745, L29
- Dotan, C., Shaviv, N. J. 2011, MNRAS, 413, 1623
- Dotan, C., Rossi, E. M., Shaviv, N. J. 2011, MNRAS, 417, 3035
- Dubois, Y., et al. 2012, MNRAS, 423, 3616
- Dubois, Y., et al. 2013, MNRAS, 428, 2885
- Fan, X., et al. 2006, AJ, 131, 1203
- Fernandez, R., Bryan, G. L., Haiman, Z., Li, M. 2014, MNRAS, 439, 3798
- Ferrara, A., Haardt, F., Salvaterra, R. 2013, MNRAS, 434, 2600
- Ferrara, A., Salvadori, S., Yue, B., Schleicher, D. 2014, MNRAS, 443, 2410
- Fiacconi, D., Rossi, E. M. 2016, MNRAS, 455, 2
- Fragos, T., et al. 2013, ApJ, 776, L31
- Fryer, C. L., Heger, A. 2011, AN, 332, 408
- Fryer, C. L., Woosley, S. E., Heger, A. 2001, ApJ, 550, 372
- Gladstone, J. C., Roberts, T. P., Done, C. 2009, MNRAS, 397, 1836
- Glover, S. C. O., Brand, P. W. J. L. 2003, MNRAS, 340, 210
- Glover, S. C. O. 2015, MNRAS, 453, 2901
- Greif, T. H., Johnson, J. L., Bromm, V., Klessen, R. S. 2007, ApJ, 670, 1
- Greif, T. H. 2015, ComAC, 2, 3
- Greene, J. E. 2012, NatCo, 3, 1304
- Habouzit, M., Volonteri, M., Latif, M., Dubois, Y., Peirani, S. 2016, MNRAS, submitted (arXiv:1601.00557)
- Haiman, Z. 2013, ASSL, 396, 293
- Hartwig, T., et al. 2015a, MNRAS, 452, 1233
- Hartwig, T., et al. 2015b, MNRAS, submitted (arXiv:1512.01111)
- Heger, A., et al. 2003, ApJ, 591, 288
- Hirano, S., et al. 2014, ApJ, 781, 60
- Hirano, S., et al. 2015, MNRAS, 448, 568
- Hobbs, A., Power, C., Nayakshin, S., King, A. R. 2012, MNRAS, 421, 3443
- Hosokawa, T., Omukai, K., Yorke, H. W. 2012, ApJ, 756, 93
- Hosokawa, T., Yorke, H. W., Inayoshi, K., Omukai, K., Yoshida, N. 2013, ApJ, 778, 178
- Hopkins, P. F., Quataert, E. 2010, MNRAS, 407, 1529
- Hosokawa, T., et al. 2015, ApJ, submitted (arXiv:1510.01407)
- Inayoshi, K., Omukai, K. 2011, MNRAS, 416, 2748
- Inayoshi, K., Omukai, K. 2012, MNRAS, 422, 2539
- Inayoshi, K., Haiman, Z. 2014, MNRAS, 445, 1549
- Inayoshi, K., Tanaka, T. L. 2015, MNRAS, 450, 4350
- Inayoshi, K., Visbal, E., Kashiyama, K. 2015a, MNRAS, 453, 1692
- Inayoshi, K., Haiman, Z., Ostriker, J. P. 2015b, MNRAS, submitted (arXiv:1511.02116)
- Islam, R. R., Taylor, J. E., Silk, J. 2003, MNRAS, 340, 647
- Jeon, M., Pawlik, A. H., Bromm, V., Milosavljević, M. 2014, MNRAS, 440, 3778
- Jiang, Y.-F., Stone, J. M., Davis, S. W. 2014, ApJ, 796, 106
- Johnson, J. L., Bromm, V. 2007, MNRAS, 374, 1557
- Johnson, J. L., Whalen, D. J., Li, H., Holz, D. E. 2013a, ApJ, 771, 116
- Johnson, J. L., Whalen, D. J., Fryer, C. L., Li, H. 2012, ApJ, 750, 66
- Johnson, J. L., et al. 2013b, ApJ, 775, 107
- Johnson, J. L., Khochfar, S., Greif, T. H., Durier, F. 2011, MNRAS, 410, 919
- Johnson, J. L., Whalen, D. J., Agarwal, B., Paardekooper, J.-P., Khochfar, S. 2014, MNRAS, 445, 686
- Katz, H., Sijacki, D., Haehnelt, M. 2015, MNRAS, 451, 2352
- Kawakatu, N., Wada, K. 2009, ApJ, 706, 676
- Kim, J.-H., Wise, J. H., Alvarez, M. A., Abel, T. 2011, ApJ, 738, 54
- Kitayama, T., Yoshida, N., Susa, H., Umemura, M. 2004, ApJ, 613, 631
- Kitayama, T., Yoshida, N. 2005, ApJ, 630, 675
- Kormendy, J., Ho, L. C. 2013, ARA&A, 51, 511
- Koushiappas, S. M., Bullock, J. S., Dekel, A. 2004, MNRAS, 354, 292
- Kuhlen, M., Madau, P. 2005, MNRAS, 363, 1069
- Latif, M. A., Schleicher, D. R. G., Schmidt, W., Niemeyer, J. 2013a, MNRAS, 436, 2989
- Latif, M. A., Schleicher, D. R. G., Schmidt, W., Niemeyer, J. 2013b, MNRAS, 433, 1607

- Latif, M. A. et al. 2015a, MNRAS, 446, 3163
- Latif, M. A., Schleicher, D. R. G., Hartwig, T. 2015b, MNRAS, submitted (arXiv:1510.02788)
- Latif, M. A., Volonteri, M. 2015, MNRAS, 452, 1026
- Latif, M. A., et al. 2015c, ApJ, 792, L78
- Latif, M. A., Niemery, J. C., Schleicher, D. R. G. 2014a, MNRAS, 440, 2969
- Latif, M. A., et al. 2014b, ApJ, 792, 78L
- Li, Y., et al. 2007, ApJ, 665, 187
- Li, L.-X. 2012, MNRAS, 424, 1461
- Lodato, G., Natarajan, P. 2006, MNRAS, 371, 1813
- Lupi, A., Colpi, M., Devecchi, B., Galanti, G., Volonteri, M. 2014, MNRAS, 442, 3616
- Luo, Y., Nagamine, K., Shlosman, I. 2015, MNRAS, submitted (arXiv:1512.03822)
- Lupi, A., et al. 2015, MNRAS, accepted (arXiv:1512.02651)
- Machacek, M. E., Bryan, G. L., Abel, T. 2003, MNRAS, 338, 273
- Madau, P., Rees, M. J. 2001, ApJ, 551, L27
- Madau, P., Haardt, F., Dotti, M. 2014, ApJ, 784, L38
- Matsumoto, T. 2015, ApJ, 810, 64
- Mayer, L., Kazantzidis, S., Escala, A., Callegari, S. 2010, Nat, 466, 1082
- Mayer, L., et al. 2015, ApJ, 810, 51
- McKinney, J. C., Tchekhovskoy, A., Sadowski, A., Narayan, R. 2014, MNRAS, 441, 3177
- Mezcua, M., Civano, F., Fabbiano, G., Miyali, T., Marchesi, S. 2015, ApJ, accepted (arXiv:1511.05844)
- Middleton, M. J., Miller-Jones, J. C. A., Markoff, S., et al. 2013, Natur, 493, 187
- Milosavljević, M., Bromm, V., Couch, S. M., Oh, S. P. 2009, ApJ, 698, 766
- Mirabel, I. F., et al. 2011, A&A, 528, 149
- Montero, P. J., Janka, H.-T., Müller, E. 2012, ApJ, 749, 37
- Mortlock, D. J. 2011, Nat, 474, 616
- Netzer, H., Trakhtenbrot, B. 2014, MNRAS, 438, 672
- Novak, G.S. 2013, MNRAS, submitted
- Omukai, K., Schneider, R., Haiman, Z. 2008, ApJ, 686, 801
- O’Shea, B. W., Norman, M. L. 2007, ApJ, 654, 66
- Pacucci, F., Volonteri, M., Ferrara, A. 2015, MNRAS, 452, 1922
- Pacucci, F., Ferrara, A. 2015, MNRAS, 448, 104
- Page, M. J., Simpson, C., Mortlock, D. J., et al. 2013, MNRAS, submitted
- Pallottini, A., et al. 2015, MNRAS, 453, 2465
- Park, K.-H., Ricotti, M. 2011, ApJ, 739, 2
- Park, K.-H., Ricotti, M. 2012, ApJ, 747, 9
- Pelupessy, F. I., Di Matteo, T., Ciardi, B. 2007, ApJ, 665, 107
- Petri, A., Ferrara, A., Salvaterra, R. 2012, MNRAS, 422, 1690
- Portegies Zwart, S. F. et al. 2004, Nat, 428, 724
- Power, C., Nayakshin, S., King, A. 2011, MNRAS, 412, 269
- Prieto, J., Jimenez, R., Haiman, Z. 2013, MNRAS, 436, 2301
- Regan, J. A., Haehnelt, M. G. 2009, MNRAS, 393, 858
- Reisswig, C., et al. 2013, PhRvL, 111, 1101
- Regan, J. A., Johansson, P. H., Wise, J. H. 2014, ApJ, 795, 137
- Regan, J. A., Johansson, P. H., Wise, J. H. 2015, MNRAS, submitted (arXiv:1511.00696)
- Reines, A. E., et al. 2014, ApJ, 787, L30
- Reines, A. E., et al. 2011, Nat, 470, 66
- Ritter, J. S., et al. 2012, ApJ, 761, 56
- Rosas-Guevara, Y. M., et al. 2015, MNRAS, 454, 1038
- Ryu, T., Tanaka, T. L., Perna, R. 2015, MNRAS, submitted (arXiv:1509.05427)
- Sadowski, A. 2009, ApJS, 183, 171
- Sadowski, A., Narayan, R., McKinney, J. C., Tchekhovskoy, A. 2014, MNRAS, 439, 503
- Sakurai, Y., 2015a, MNRAS, submitted (arXiv:1511.06080)
- Sakurai, Y., Hosokawa, T., Yoshida, N., Yorke, H. W. 2015b, MNRAS, 452, 755
- Schaerer, D. 2002, A&A, 382, 28
- Schleicher, D. R. G., Palla, F., Ferrara, A., Galli, D., Latif, M. 2013, A&A, 558, 59
- Schneider, R., Ferrara, A., Natarajan, P., Omukai, K. 2002, ApJ, 571, 30
- Sethi, S., Haiman, Z., Pandey, K. 2010, ApJ, 721, 615
- Shakura, N. I., Sunyaev, R. A. 1973, A&A, 24, 337
- Shang, C., Bryan, G. L., Haiman, Z. 2010, MNRAS, 402, 1249
- Shibata, M., Shapiro, S. L., 2002, ApJ, 572, L39
- Shlosman, I., Choi, J.-H., Begelman, M. C., Nagamine, K. 2015, MNRAS, submitted (arXiv:1508.05098)
- Sijacki, D., et al. 2015, MNRAS, 452, 575
- Sijacki, D., Springel, V., Haehnelt, M. G. 2009, MNRAS, 400, 100
- Smole, M., Micic, M., Matinović, N. 2015, MNRAS, 451, 1964
- Sobral, D., et al. 2015, ApJ, 808, 139
- Soltan, A. 1982, MNRAS, 200, 115
- Sugimura, K., Omukai, K., Inoue, A.-K. 2014, MNRAS, 445, 544
- Sugimura, K., Coppola, C. M., Omukai, K., Galli, D., Palla, F. 2015, MNRAS, submitted (arXiv:1509.04562)
- Susa, H., Hasegawa, K., Tominaga, N. 2014, ApJ, 792, 32
- Tal, A., Natarajan, P. 2014, Sci, 345, 1330
- Tanaka, T. L., Li, M. 2014, MNRAS, 439, 1092
- Van Borm, C., Spaans, M. 2013, A&A, 553, L9
- Van Borm, C., et al. 2014, A&A, 572, 22
- van Wassenhove, S., Volonteri, M., Walker, M. G., Gair, J. R. 2010, MNRAS, 408, 1139
- Vasiliev, E. O., Vorobyov, E. I., Shchekinov, Y. A. 2008, A&A, 489, 505
- Venemans, B. P., et al. 2013, ApJ, 779, 24
- Visbal, E., Haiman, Z., Bryan, G. L. 2014a, MNRAS, 442, L100
- Visbal, E., Haiman, Z., Bryan, G. L. 2014b, MNRAS, 445, 1056

- Volonteri, M., Bellovary, J. 2012, RPPh, 75, 14901
(arXiv:1209.2243)
- Volonteri, M. 2012, Sci, 337, 544
- Volonteri, M. 2010, ARA&A, 18, 279
- Volonteri, M., Silk, J., Dubus, G. 2015, ApJ, 804, 148
- Volonteri, M., Rees, M. J. 2005, ApJ, 633, 624
- Whalen, D. J., Abel, T., Norman, M. L. 2004, ApJ, 610, 14
- Whalen, D. J., et al. 2013a, 774, 64
- Whalen, D. J., et al. 2013b, ApJ, 777, 99
- Whalen, D. J., et al. 2013c, ApJ, 778, 17
- Whalen, D. J., Fryer, C. L. 2012, ApJ, 756, L19
- Whalen, D. J., van Veelen, B., O'Shea, B. W., Norman, M. L. 2008, ApJ, 682, 49
- Willott, C. J., et al. 2003, ApJ, 587, L15
- Wise, J. H., Abel, T. 2008, ApJ, 685, 40
- Wise, J. H., Turk, M. J., Abel, T. 2008, ApJ, 682, 745
- Wolcott-Green, J., Haiman, Z., Bryan, G. L. 2011, MNRAS, 418, 838
- Wu, X.-B., 2015, Nat, 518, 512
- Wyithe, J. S. B., Loeb, A. 2012, MNRAS, 425, 2892
- Xu, H., Wise, J. H., Norman, M. L. 2013, ApJ, 773, 83
- Xu, H., et al. 2014, ApJ, 791, 110
- Yajima, H., Khochfar, S. 2015, MNRAS, submitted
(arXiv:1507.06701)
- Yang, X.-H., Yuan, F., Ohsuga, K., Bu, D.-F. 2014, ApJ, 780, 79
- Yoshida, N., Omukai, K., Hernquist, L. 2008, Sci, 321, 669
- Yue, B. 2014, MNRAS, 440, 1263