

Correlation between lithium abundances and ages of solar twin stars [★]

Marília Carlos¹, Poul E. Nissen² and Jorge Meléndez¹

¹ Universidade de São Paulo, IAG, Departamento de Astronomia, Rua do Matão 1226, Cidade Universitária, 05508-900 São Paulo, SP, Brazil

e-mail: marilia.carlos@usp.br

² Aarhus University, Stellar Astrophysics Centre, Department of Physics and Astronomy, Ny Munkegade 120, DK-8000 Aarhus C, Denmark

Received September 30, 2015; accepted December 18, 2015

ABSTRACT

Aims. We want to determine the lithium abundances of solar twin stars as a function of stellar age to provide constraints for stellar evolution models and to investigate whether there is a connection between low Li abundance and the occurrence of planets.

Methods. For a sample of 21 solar twins observed with the HARPS spectrograph at high spectral resolution ($R \approx 115,000$) and very high signal-to-noise ratio ($600 \leq S/N \leq 2400$), precise lithium abundances were obtained by spectral synthesis of the Li I 6707.8 Å line and compared to stellar ages, masses, and metallicities determined from a spectroscopic analysis of the same set of HARPS spectra.

Results. We show that for the large majority of the solar twins there is a strong correlation between lithium abundance and stellar age. As the age increases from 1 to 9 Gyr, the Li abundance decreases by a factor of ~ 50 . The relation agrees fairly well with predictions from non-standard stellar evolution models of Li destruction at the bottom of the upper convection zone. Two stars deviate from the relation by having Li abundances enhanced by a factor of ~ 10 , which may be due to planet engulfment. On the other hand, we find no indication of a link between planet hosting stars and enhanced lithium depletion.

Key words. stars: abundances – stars: evolution – stars: planetary systems

1. Introduction

Lithium is destroyed in the inner layers of stars via proton capture (${}^7\text{Li}(p, \alpha)\alpha$) at temperatures near to 2.5×10^6 K. Because Li burning happens when the element is transported to the innermost and hotter regions through convective motions in the star, Li abundance studies offer an excellent opportunity to understand the extent of the mixing processes within and below the stellar convective zone and, therefore, are important for constraining transport mechanisms in stars.

Since the amount of lithium burning depends on the convective zone thickness, which depends on mass and metallicity, we can improve our understanding of the structure and evolution of a star by analyzing the lithium abundance dependence of these variables. It is important to note that the lithium content could also have other dependencies such as planets around a star; for instance, planetary formation could change the initial angular momentum of the star, which, according to Takeda et al. (2010) and Gonzalez et al. (2010), increases the lithium burning. Another alternative to an anomalous Li abundance is planet engulfment, which may lead to an increase in the Li abundance of a star (Montalbán & Rebolo 2002; Sandquist et al. 2002).

Although several factors control the level of lithium burning, there is a debate regarding the lithium depletion in solar twin stars. There are two main interpretations. One is that the degree of lithium depletion primarily depends on stel-

lar age, in the sense that older stars have lower Li abundances than younger ones as has been shown by Baumann et al. (2010), Monroe et al. (2013), Meléndez et al. (2014), and Tucci Maia et al. (2015). This is supported by several models such as Andrásy & Spruit (2015), Charbonnel & Talon (2005), Denissenkov (2010), Do Nascimento et al. (2009), and Xiong & Deng (2009). The second interpretation is that enhanced Li depletion is due to the presence of planets (Israeli et al. 2009; Sousa et al. 2010; Delgado Mena et al. 2014; Figueira et al. 2014; Gonzalez 2015) and that the degree of lithium depletion does not depend on age for stars older than ~ 2 Gyr (Sousa et al. 2010; Delgado Mena et al. 2014).

In this paper we revisit the discussion on lithium abundance depletion in solar twin stars and its correlations with stellar age, metallicity, mass, and planet occurrence based on new, very precise Li abundances derived from HARPS spectra of 21 solar twins with ages between 0.7 and 8.8 Gyr.

2. Spectra and stellar parameters

The solar twin stars included in this paper have been applied by Nissen (2015) to study trends of abundance ratios as a function of stellar age and elemental condensation temperature. The stars were selected from Sousa et al. (2008) to have effective temperatures (T_{eff}), surface gravities ($\log g$), and metallicities ($[\text{Fe}/\text{H}]$) close to the solar values and to have HARPS spectra (Mayor et al. 2003) with a signal-to-noise ratio $S/N \geq 600$ after combination of spectra available in the ESO Science Archive. Furthermore, a solar flux HARPS spectrum observed in reflected

[★] Based on data products from observations made with ESO Telescopes at the La Silla Paranal Observatory, (observing programs 072.C-0488, 183.C-0972, 188.C-0265, and 0.88.C-0323).

sunlight from the asteroid Vesta is available. This spectrum has $S/N \sim 1200$ and was used in a differential analysis of the stars relative to the Sun.

Details about how the HARPS spectra were normalized and used to determine stellar parameters and abundances by a model atmosphere analysis of equivalent widths are given in Nissen (2015). Here we just mention that T_{eff} and $\log g$ were determined by requesting that the iron abundances derived have no systematic dependence on excitation and ionization potential of the lines applied. The estimated errors of the parameters are $\sigma(T_{\text{eff}}) = \pm 6 \text{ K}$ and $\sigma(\log g) = \pm 0.012 \text{ dex}$, and abundances were determined with a typical precision of $\pm 0.01 \text{ dex}$. Such extremely high precision is obtainable when high-resolution spectra of solar twin stars with $S/N > 500$ are analyzed strictly differentially (line-by-line) relative to a spectrum of sunlight reflected from an asteroid observed with the same spectrograph as the stars (Bedell et al. 2014).

As seen from Table 1, the solar twin stars range from 5690 to 5870 K in T_{eff} , 4.25 to 4.50 dex in $\log g$, and -0.11 to $+0.11$ dex in $[\text{Fe}/\text{H}]$. Hence, they lie in a region of the $T_{\text{eff}} - \log g$ diagram, where isochrones are not well separated (see Fig. 5 in Nissen 2015). Still, the small errors of T_{eff} and $\log g$ make it possible to derive precise ages by comparing with the Yonsei-Yale set of isochrones (Yi et al. 2001; Kim et al. 2002). These ages are given in Table 1 together with stellar masses estimated from the evolutionary tracks of Yi et al. (2003). A precision of $\pm 0.01 M_{\odot}$ is estimated for the masses.

As seen from Table 1, the errors of the ages range from 0.4 to 0.8 Gyr. A comparison with ages derived by Ramírez et al. (2014) from independent high S/N spectra of 14 of the stars shows good agreement within these estimated errors (see Fig. 6 in Nissen 2015). Furthermore, the abundance ratio $[\text{Y}/\text{Mg}]$ shows a tight correlation with stellar age in a way that can be explained from the nucleosynthesis of these elements, i.e., delayed production of yttrium in low-mass AGB stars and prompt formation of magnesium in high mass, core collapse supernovae (Nissen 2015). This correlation supports that the estimated age errors are realistic in a relative sense; the absolute ages for the youngest and the oldest stars could be more uncertain.

3. Analysis

An inspection of the observed spectra (Fig. 1) shows that there is a clear weakening of the Li feature with increasing ages.

In order to obtain the lithium abundances, first we had to estimate the macroturbulence and rotational velocity broadening. The macroturbulence velocity was determined by the equation $v_{\text{macro},\star} = v_{\text{macro},\odot} + (T_{\text{eff}} - 5777)/486 \text{ km s}^{-1}$ as given in Tucci Maia et al. (2015). From our analysis of the HARPS solar spectrum we estimated $v_{\text{macro},\odot} = 3.2 \text{ km s}^{-1}$, adopting $v \sin i_{\odot} = 1.9 \text{ km s}^{-1}$. The projected rotational velocity was calculated by analyzing the line profiles of the Fe I 6027.050 Å, 6093.644 Å, 6151.618 Å, 6165.360 Å, 6705.102 Å, and Ni I 6767.772 Å lines. Notice that the instrumental broadening was also included.

The lithium abundances were estimated by spectral synthesis in the region of the 6707.75 Å Li I line using the July 2014 version of the 1D LTE code MOOG (Snedden 1973) and the Kurucz new grid of ATLAS9 model atmospheres (Castelli & Kurucz 2004). The line list adopted for the Li region is from Meléndez et al. (2012), and includes blends from atomic and molecular (CN and C₂) lines; the dependence of the different species is shown in Fig. 2. An example of spectral synthesis for

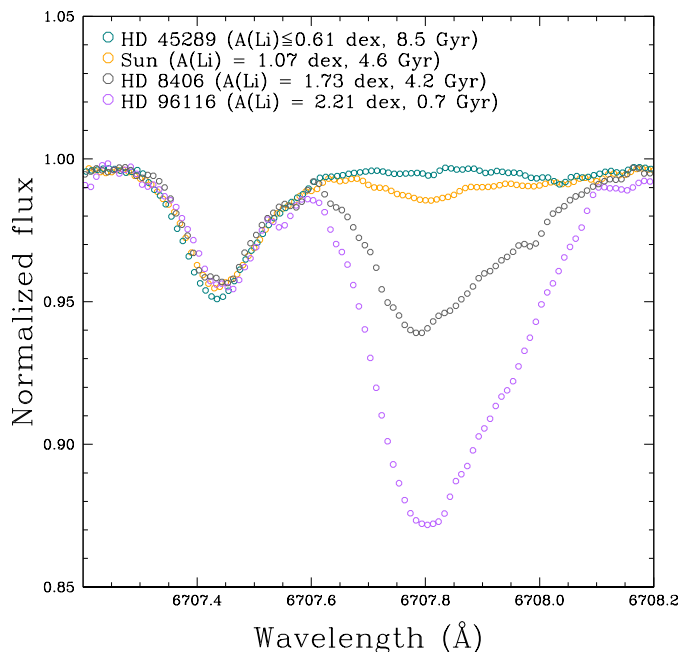


Fig. 1. Observed spectra for four stars with different ages. Notice the weakening of the Li feature for increasing ages.

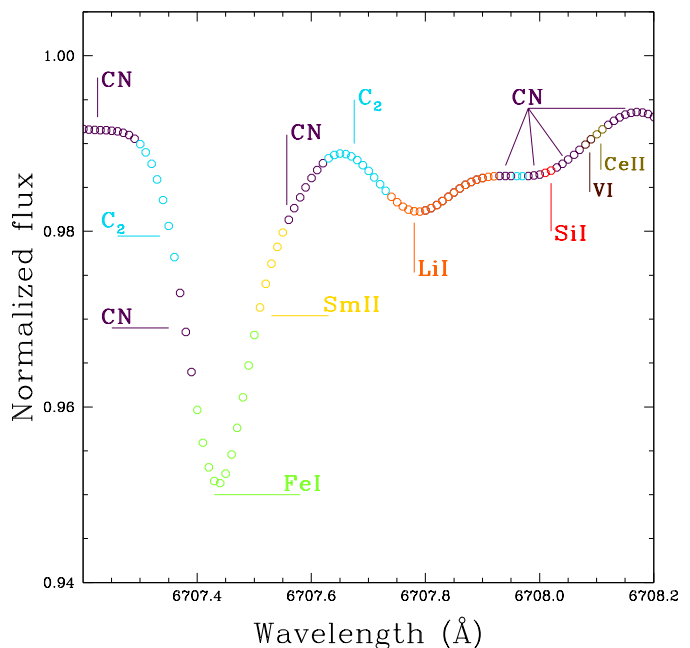


Fig. 2. Synthetic solar spectrum considering different species in the region of the 6707.75 Å Li I line.

HD 45184 is shown in Fig. 3, where it can be seen that the Li line profile changes very significantly for an abundance difference of 0.1 dex.

The abundances were derived assuming LTE and then NLTE results were obtained with the aid of the INSPECT database¹, based on NLTE calculations by Lind et al. (2009). The errors were obtained taking into account uncertainties in the continuum setting, the rms deviation of the observed line profile relative to

¹ www.inspect-stars.com (version 1.0).

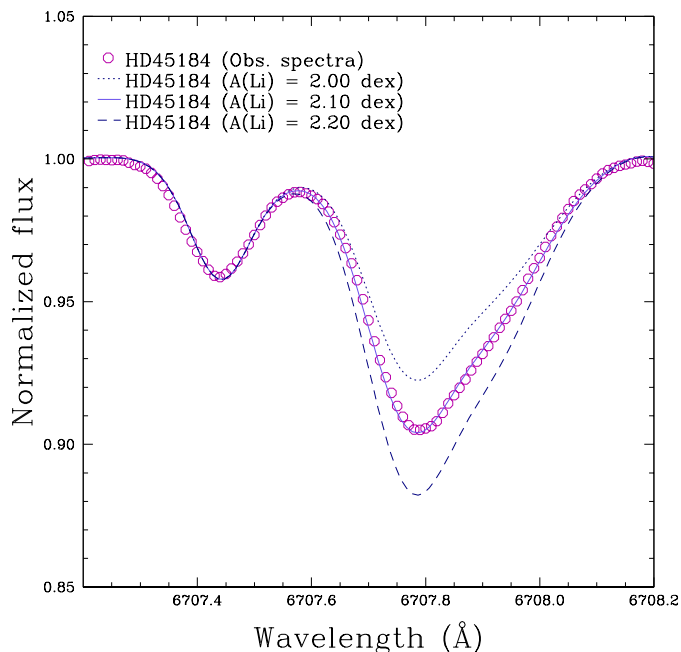


Fig. 3. Open circles represent the observed spectra for HD 45184 in comparison with three different synthetic spectra.

the synthetic profile, and the stellar parameters. Both LTE and NLTE values of $A(\text{Li}) = \log(N_{\text{Li}}/N_{\text{H}}) + 12$ with their respective errors are shown in Table 1.

It is important to note that our results in LTE compare well with the large study by [Delgado Mena et al. \(2014\)](#), as shown in Fig. 4. Compared to previous works on solar twins ([Monroe et al. \(2013\)](#) for 18 Sco and HIP 102152, [Meléndez et al. \(2012\)](#) for HIP 56948, [Meléndez et al. \(2014\)](#) for HIP 114328² and [Ramírez et al. \(2011\)](#) for 16 Cyg A and 16 Cyg B), our results, now in NLTE, follow the same lithium age trend, as illustrated in Fig. 5. The effective temperatures and surface gravities of the stars in these papers were determined in the same way as in [Nissen \(2015\)](#), i.e., by a differential analysis of Fe lines relative to the Sun, and ages were also obtained by interpolating between Yonsei-Yale isochrones. Hence, we expect that the Li abundances and ages are on the same system as in the present paper.

4. Discussion

The results for the whole sample can be seen in Fig. 5, where we notice a strong connection between lithium abundance and stellar age. 16 Cyg A and two stars in our sample, namely HD 96423 and HD 38277, have higher abundances than expected in comparison to both models and the other stars. A possible explanation for this Li enhancement could be planet engulfment as described in [Montalbán & Rebolo \(2002\)](#) and [Sandquist et al. \(2002\)](#).

Another interesting result is that the α -enhanced stars (represented by teal blue filled circles in Fig. 5) fall on the same Li-age sequence as the thin disk solar twins. Two of these α -enhanced

² A new better spectrum of HIP 114328 has been recently acquired by one of the authors (J.M.). The stellar parameters are $T_{\text{eff}} = 5763 \pm 12$ K, $\log g = 4.33 \pm 0.04$ dex and $[\text{Fe}/\text{H}] = -0.050 \pm 0.014$ dex, resulting in an age of $7.6^{+0.6}_{-0.9}$ Gyr and mass equal to $1.00 \pm 0.01 M_{\odot}$. Considering these new results the star fits better now the Li-age trend.

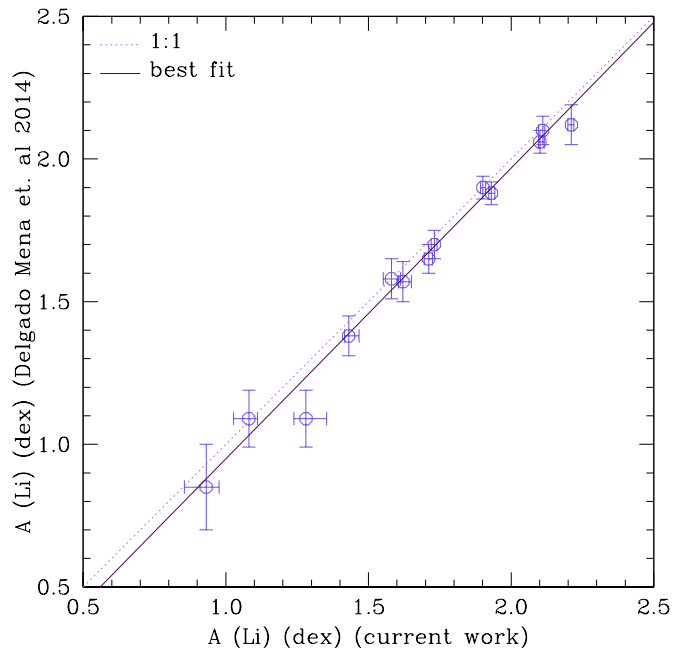


Fig. 4. LTE Li abundances for our sample compared with LTE data from the work of [Delgado Mena et al. \(2014\)](#).

stars (HD 45289 and HD 210918) have thick-disk kinematics, while the third one (HD 220507) has thin-disk kinematics like the rest of the stars ([Nissen 2015](#)), but this latter star has a chemical abundance pattern consistent with the other two thick disk stars.

Considering all stars in our sample for which a Li abundance has been derived (i.e., excluding stars with only an upper limit), the Li-age correlation has about a 10σ significance; we performed a Spearman test and found a Spearman rank coefficient $r_s = -0.89$ and a probability of 10^{-8} of our results arising by pure chance. Therefore, even when the two deviant stars are considered the correlation between Li and age is very strong.

Excluding the anomalous stars HD 96423 and HD 38277, the Li-age correlation for 17 stars in our sample that have firm detections of the Li line is at the 23σ significance level and has a very small probability of not being real (10^{-11}) with a Spearman rank coefficient $r_s = -0.96$, meaning an almost perfect Spearman correlation. This is in contrast to the poor correlation found by [Delgado Mena et al. \(2014\)](#) (their Fig. 8). Notice, however, that they include stars with masses significantly lower and higher than the Sun's and they also include stars in a broader metallicity range. The wider interval in both metallicity and mass apparently blurs the strong correlation that we find.

In Fig. 5 we compare our Li-age results with Li depletion models for a one solar mass star with solar metallicity ([Xiong & Deng 2009](#); [Do Nascimento et al. 2009](#); [Charbonnel & Talon 2005](#); [Denissenkov 2010](#); [Andrássy & Spruit 2015](#)) that take into account physics not included in the standard solar model. Different transport mechanisms are explored in these models, including meridional circulation, diffusion (gravitational settling and radiative acceleration), turbulence, gravity waves, convective overshooting, and convective settling. Overall, all models have a reasonable qualitative agreement with the data, as expected because they were calibrated using the Sun or earlier observations of solar twins. With the data presented here, the models above could

Table 1. Li abundances, ages, masses and stellar parameters.

Star	A(Li) LTE (dex)	A(Li) NLTE (dex)	Age (Gyr)	Error (Gyr)	Mass (M_{\odot})	T_{eff} (K)	log g (dex)	[Fe/H] (dex)
HD 2071	$1.39^{+0.02}_{-0.04}$	$1.43^{+0.02}_{-0.04}$	3.5	0.8	0.97	5724	4.490	-0.084
HD 8406	$1.69^{+0.01}_{-0.01}$	$1.73^{+0.01}_{-0.01}$	4.2	0.8	0.96	5730	4.479	-0.105
HD 20782 ^a	$0.67^{+0.08}_{-0.12}$	$0.71^{+0.08}_{-0.12}$	7.5	0.4	0.97	5776	4.345	-0.058
HD 27063	$1.67^{+0.02}_{-0.01}$	$1.71^{+0.02}_{-0.01}$	2.6	0.6	1.04	5779	4.469	0.064
HD 28471	$0.86^{+0.10}_{-0.09}$	$0.90^{+0.10}_{-0.09}$	7.0	0.4	0.97	5754	4.380	-0.054
HD 38277	$1.56^{+0.03}_{-0.03}$	$1.58^{+0.03}_{-0.03}$	7.3	0.4	1.01	5860	4.270	-0.070
HD 45184 ^b	$2.08^{+0.01}_{-0.02}$	$2.10^{+0.01}_{-0.02}$	2.7	0.5	1.06	5871	4.445	0.047
HD 45289 [*]	≤ 0.57	≤ 0.61	8.5	0.4	1.00	5718	4.284	-0.020
HD 71334	$0.58^{+0.14}_{-0.11}$	$0.62^{+0.14}_{-0.11}$	8.1	0.4	0.94	5701	4.374	-0.075
HD 78429	$0.59^{+0.11}_{-0.19}$	$0.63^{+0.11}_{-0.19}$	7.5	0.4	1.04	5756	4.272	0.078
HD 88084	$0.96^{+0.12}_{-0.06}$	$1.00^{+0.12}_{-0.06}$	6.0	0.6	0.96	5768	4.424	-0.091
HD 92719	$1.88^{+0.01}_{-0.01}$	$1.90^{+0.01}_{-0.01}$	2.7	0.6	0.99	5813	4.488	-0.112
HD 96116	$2.19^{+0.01}_{-0.01}$	$2.21^{+0.01}_{-0.01}$	0.7	0.7	1.05	5846	4.503	0.006
HD 96423	$1.88^{+0.01}_{-0.01}$	$1.93^{+0.01}_{-0.01}$	6.0	0.4	1.03	5714	4.359	0.113
HD 134664	$2.08^{+0.02}_{-0.01}$	$2.11^{+0.02}_{-0.01}$	2.3	0.5	1.07	5853	4.452	0.093
HD 146233	$1.58^{+0.02}_{-0.03}$	$1.62^{+0.02}_{-0.03}$	3.8	0.5	1.04	5809	4.434	0.046
HD 183658	$1.24^{+0.04}_{-0.07}$	$1.28^{+0.04}_{-0.07}$	5.0	0.5	1.03	5809	4.402	0.035
HD 208704	$1.05^{+0.05}_{-0.03}$	$1.08^{+0.05}_{-0.03}$	6.9	0.4	0.98	5828	4.346	-0.091
HD 210918 [*]	$0.67^{+0.06}_{-0.17}$	$0.71^{+0.06}_{-0.17}$	8.5	0.4	0.96	5748	4.319	-0.095
HD 220507 [*]	< 0.50	< 0.55	8.8	0.4	1.01	5690	4.247	0.013
HD 222582 ^c	$0.89^{+0.08}_{-0.05}$	$0.93^{+0.08}_{-0.05}$	6.5	0.4	1.01	5784	4.361	-0.004
Sun	$1.03^{+0.03}_{-0.02}$	$1.07^{+0.03}_{-0.02}$	4.6	–	1.00	5777	4.438	0.000

Notes. ^(*) α -enhanced star. ^(a) Detected planet with $1.8 M_{\text{Jup}}$ (Jones et al. 2006). ^(b) Detected planet with $0.04 M_{\text{Jup}}$ (Mayor et al. 2011). ^(c) Detected planet with $7.8 M_{\text{Jup}}$ (Butler et al. 2006).

be improved. However, such refinements should take into account that the initial Li abundance of stars probably have increased in time due to Galactic evolution, i.e., Li production in AGB stars and novae (Chen et al. 2001; Romano et al. 2001; Lambert & Reddy 2004; Ramírez et al. 2012). The models assume an initial Li abundance of $A(\text{Li}) = 3.3$ as in meteorites, but according to the chemical evolution model of Izzo et al. (2015), the initial Li abundance has increased from about $A(\text{Li}) = 2.8$ for the oldest disk stars to about $A(\text{Li}) = 3.6$ for the youngest. Taking this into account would make the $A(\text{Li})$ - age relation predicted by the models steeper than shown in Fig. 5.

For models including rotational induced mixing, variations of the initial rotational velocity cause a considerable scatter in $A(\text{Li})$ at a given age; according to Charbonnel & Talon (2005) a change in $V_{\text{rot,init}}$ from 15 km s^{-1} to 110 km s^{-1} decreases $A(\text{Li})$ by about 1 dex for the oldest stars. Differences in the initial rotational velocity may, therefore, contribute to the scatter seen in Fig. 5, although very large differences in $V_{\text{rot,init}}$ are needed to explain the outliers.

An alternative explanation for enhanced lithium depletion is the presence of planets. Israeli et al. (2009) suggest that planet hosting stars have less lithium than stars without planets, but Baumann et al. (2010) contest this result claiming that the sample of the former work is biased in metallicity and includes stars of different evolutionary stages. In agreement with

Baumann et al. (2010), Fig. 5 shows a lack of connection between lithium depletion and presence of planets. There is no significant segregation between stars without planets (black filled symbols) and planet hosting stars (red filled symbols) in this figure.

As shown in Fig. 6, where the stars in our sample have been divided into three metallicity groups (upper panel) and three mass groups (lower panel), there is no obvious indication of a dependence of lithium depletion on metallicity and mass at a given age. An unweighted linear least squares fit to $A(\text{Li})$ as a function of age (in Gyr) for stars with a detected Li line (including the Sun) leads to

$$A(\text{Li}) = 2.437 (\pm 0.098) - 0.224 (\pm 0.018) \text{ Age} \quad (1)$$

Fitting the residuals of $A(\text{Li})$ relative to this equation as a function of [Fe/H] and mass results in the relation

$$\Delta A(\text{Li}) = -0.05 - 2.17 (\pm 1.30) [\text{Fe}/\text{H}] + 3.55 (\pm 2.25) (M/M_{\odot} - 1.0) \quad (2)$$

Although, the coefficients have the expected sign, i.e., increasing Li depletion with increasing metallicity and decreasing mass (e.g., Castro et al. 2009), the dependence is hardly significant, i.e., a 1.7σ correlation with metallicity and a 1.6σ correlation with mass. Furthermore, the mass dependence is smaller than predicted from models (Xiong & Deng 2009; Castro et al.

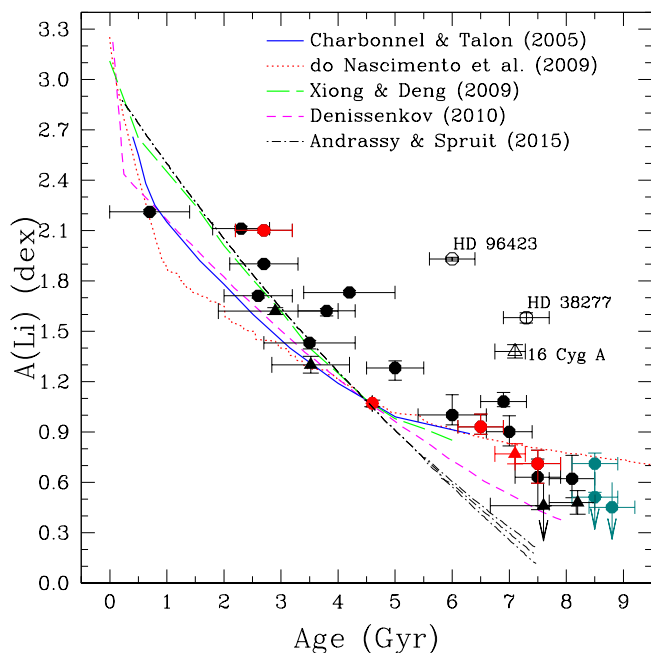


Fig. 5. Connection between stellar ages and NLTE lithium abundances for our current sample (circles) and some previous results (triangles) referenced in the text. Teal blue circles indicate alpha-enhanced stars and red symbols refer to stars hosting planets. The models of Li depletion were normalized to the solar Li abundance. In some cases, the lithium abundance errors are smaller than the points.

2009), and also smaller than inferred from Li abundance measurements for stars in the open cluster M67, which suggests a mass coefficient on the order of 10 for $\sim 1M_{\odot}$ stars (Pace et al. 2012). Apparently, the short mass range for our sample (from $0.94M_{\odot}$ to $1.07M_{\odot}$) in combination with errors in age, mass, and Li abundance make it difficult to estimate the dependence of Li abundance on mass based on our sample. We note, however, that according to our results, it is unlikely that the large difference in $A(\text{Li})$ between 16 Cyg A and 16 Cyg B is due to the difference in mass ($0.05M_{\odot}$) as suggested by Ramírez et al. (2011). Instead, the high Li abundance in 16 Cyg A may be due to a recent accretion of a Jupiter sized planet, which is consistent with the fact that no such planet has been detected for 16 Cyg A, whereas 16 Cyg B has a giant planet with a minimum mass of $1.5M_{\text{Jup}}$ (Cochran et al. 1997). A related evidence supporting the planet engulfment scenario could be the enhanced abundances for all elements in 16 Cyg A relative to 16 Cyg B (Ramírez et al. 2011; Tucci Maia et al. 2014), and in particular for the refractory elements (Tucci Maia et al. 2014).

5. Conclusions

Based on HARPS spectra with very high signal-to-noise ($S/N \geq 600$) we were able to determine high-precision lithium abundances for 21 solar twin stars for which isochrone ages have been estimated from the $T_{\text{eff}} - \log g$ diagram. Excluding two outliers, we see a strong correlation between stellar ages and lithium abundances, with a 23σ significance and a Spearman test coefficient of $r_s = -0.96$. In addition, five solar twins for which high-precision lithium abundances and ages were previously derived (Monroe et al. 2013; Meléndez et al. 2012, 2014; Ramírez et al. 2011) and the Sun itself fit the relation very well. Over an age range from 1 to 9 Gyr, the Li abundance decreases by almost 2

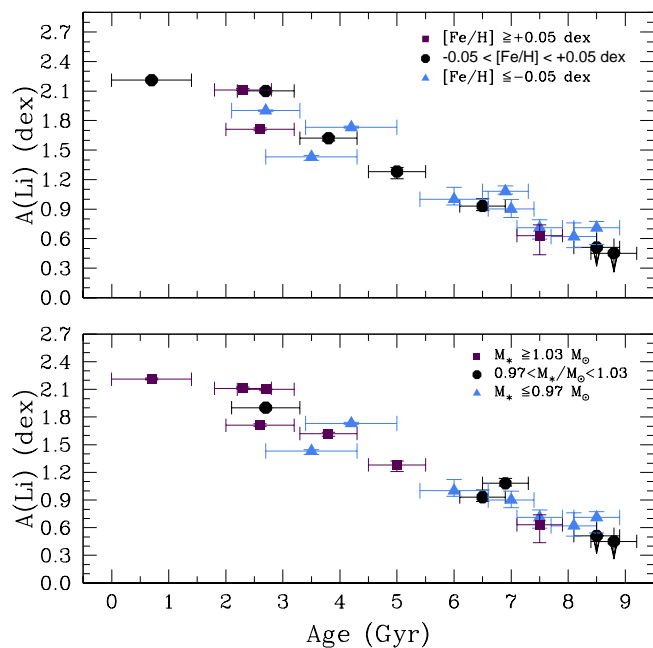


Fig. 6. Connection between stellar ages and lithium abundances with different symbols for three metallicity groups (top) and three mass groups (bottom).

dex, which we interpret as being due to gradual destruction of lithium near the bottom of the outer convection zone. Thus, the new data can be used to constrain non-standard models of Li depletion, and therefore to understand better the transport mechanisms inside stars.

Two stars deviate from the main trend between $A(\text{Li})$ and age by having Li abundances enhanced by a factor of ~ 10 . A similar enhancement of Li is present for 16 Cyg A relative to 16 Cyg B even though the two stars have the same age and nearly the same mass and metallicity. We suggest that these enhancements of Li are connected to the accretion of Jupiter sized planets.

We find no evidence for a link between planet hosting stars and enhanced Li destruction as suggested in some recent works. Three stars with planets of different masses in our sample, 16 Cyg B with a Jupiter sized planet (Ramírez et al. 2011), and the Sun show no systematic deviation from the $A(\text{Li})$ -age relation for stars without planets.

Acknowledgements. The referee is thanked for important comments, that helped to improve this paper. M.C. would like to acknowledge support from CAPES. P.E.N. acknowledges support from the Stellar Astrophysics Centre funded by The Danish National Research Foundation (Grant agreement no.: DNRF106) and from the ASTERISK project (ASTERoseismic Investigations with SONG and Kepler) funded by the European Research Council (Grant agreement no.: 267864). J.M. would like to acknowledge support from FAPESP (2012/24392-2) and CNPq (Bolsa de Produtividade).

References

- Andrássy, R. & Spruit, H. C. 2015, *A&A*, 579, A122
- Baumann, P., Ramírez, I., Meléndez, J., Asplund, M., & Lind, K. 2010, *A&A*, 519, A87
- Bedell, M., Meléndez, J., Bean, J. L., et al. 2014, *ApJ*, 795, 23
- Butler, R. P., Wright, J. T., Marcy, G. W., et al. 2006, *ApJ*, 646, 505
- Castelli, F. & Kurucz, R. L. 2004, *ArXiv Astrophysics e-prints* [astro-ph/0405087]
- Castro, M., Vauclair, S., Richard, O., & Santos, N. C. 2009, *A&A*, 494, 663
- Charbonnel, C. & Talon, S. 2005, *Science*, 309, 2189

- Chen, Y. Q., Nissen, P. E., Benoni, T., & Zhao, G. 2001, *A&A*, 371, 943
- Cochran, W. D., Hatzes, A. P., Butler, R. P., & Marcy, G. W. 1997, *ApJ*, 483, 457
- Delgado Mena, E., Israelian, G., González Hernández, J. I., et al. 2014, *A&A*, 562, A92
- Denissenkov, P. A. 2010, *ApJ*, 719, 28
- Do Nascimento, Jr., J. D., Castro, M., Meléndez, J., et al. 2009, *A&A*, 501, 687
- Figueira, P., Faria, J. P., Delgado-Mena, E., et al. 2014, *A&A*, 570, A21
- Gonzalez, G. 2015, *MNRAS*, 446, 1020
- Gonzalez, G., Carlson, M. K., & Tobin, R. W. 2010, *MNRAS*, 403, 1368
- Israelian, G., Delgado Mena, E., Santos, N. C., et al. 2009, *Nature*, 462, 189
- Izzo, L., Della Valle, M., Mason, E., et al. 2015, *ApJ*, 808, L14
- Jones, H. R. A., Butler, R. P., Tinney, C. G., et al. 2006, *MNRAS*, 369, 249
- Kim, Y.-C., Demarque, P., Yi, S. K., & Alexander, D. R. 2002, *ApJS*, 143, 499
- Lambert, D. L. & Reddy, B. E. 2004, *MNRAS*, 349, 757
- Lind, K., Asplund, M., & Barklem, P. S. 2009, *A&A*, 503, 541
- Mayor, M., Marmier, M., Lovis, C., et al. 2011, *ArXiv e-prints* [arXiv:1109.2497]
- Mayor, M., Pepe, F., Queloz, D., et al. 2003, *The Messenger*, 114, 20
- Meléndez, J., Bergemann, M., Cohen, J. G., et al. 2012, *A&A*, 543, A29
- Meléndez, J., Schirbel, L., Monroe, T. R., et al. 2014, *A&A*, 567, L3
- Monroe, T. R., Meléndez, J., Ramírez, I., et al. 2013, *ApJ*, 774, L32
- Montalbán, J. & Rebolo, R. 2002, *A&A*, 386, 1039
- Nissen, P. E. 2015, *A&A*, 579, A52
- Pace, G., Castro, M., Meléndez, J., Théado, S., & do Nascimento, Jr., J.-D. 2012, *A&A*, 541, A150
- Ramírez, I., Fish, J. R., Lambert, D. L., & Allende Prieto, C. 2012, *ApJ*, 756, 46
- Ramírez, I., Meléndez, J., Bean, J., et al. 2014, *A&A*, 572, A48
- Ramírez, I., Meléndez, J., Cornejo, D., Roederer, I. U., & Fish, J. R. 2011, *ApJ*, 740, 76
- Romano, D., Matteucci, F., Ventura, P., & D'Antona, F. 2001, *A&A*, 374, 646
- Sandquist, E. L., Dokter, J. J., Lin, D. N. C., & Mardling, R. A. 2002, *ApJ*, 572, 1012
- Snedden, C. A. 1973, PhD thesis, THE UNIVERSITY OF TEXAS AT AUSTIN.
- Sousa, S. G., Fernandes, J., Israelian, G., & Santos, N. C. 2010, *A&A*, 512, L5
- Sousa, S. G., Santos, N. C., Mayor, M., et al. 2008, *A&A*, 487, 373
- Takeda, Y., Honda, S., Kawanomoto, S., Ando, H., & Sakurai, T. 2010, *A&A*, 515, A93
- Tucci Maia, M., Meléndez, J., Castro, M., et al. 2015, *A&A*, 576, L10
- Tucci Maia, M., Meléndez, J., & Ramírez, I. 2014, *ApJ*, 790, L25
- Xiong, D. R. & Deng, L. 2009, *MNRAS*, 395, 2013
- Yi, S., Demarque, P., Kim, Y.-C., et al. 2001, *ApJS*, 136, 417
- Yi, S. K., Kim, Y.-C., & Demarque, P. 2003, *ApJS*, 144, 259